

BALLY'S ATLANTIC CITY

MONTHLY GROSS REVENUE REPORT

FOR THE MONTH OF AUGUST, 2017

CASINO WIN - CURRENT MONTH

Line (a)	Type of Game (b)	Authorized Units (c)	Win or (Loss) (d)	Drop/Handle (e)	Win or (Loss) Percentage (f)
1	Table and Other Games	121	\$ 6,268,419	\$ 35,719,318	17.5%
2	Poker	42	\$ 282,235		
3	Slot Machines	1,775	\$ 14,403,439	\$ 159,889,067	9.0%
4	Total Casino Win		\$ 20,954,093		


GROSS REVENUE

5	Year-to-Date Table and Other Games and Poker Win	\$ 48,805,358	
6	Year-to-Date Slot Machine Win	\$ 95,782,130	
7	Year-to-Date Total Casino Win	\$ 144,587,488	
8	Adjustments	\$ -	
9	Year-To-Date Gross Revenue	\$ 144,587,488	
10	Authorized Casino Square Footage - End of Month	122,792	
11	Authorized Simulcasting Square Footage - End of Month	-	
12	Simulcasting Revenue for the Month.....	\$ -	
13	Simulcasting Handle for the Month.....	\$ -	
14	Promotional Gaming Credits Wagered for the Month.....	\$ 2,254,537	

Under penalties of perjury, I declare that I have examined this report, and to the best of my knowledge and belief, it is true and complete.

September 7, 2017

DATE



WILLIAM PANGORAS

OPERATIONS CONTROLLER (1792-11)

TITLE (LICENSE NUMBER)

BORGATA HOTEL CASINO & SPA

MONTHLY GROSS REVENUE REPORT

FOR THE MONTH OF AUGUST, 2017

CASINO WIN - CURRENT MONTH

Line (a)	Type of Game (b)	Authorized Units (c)	Win or (Loss) (d)	Drop/Handle (e)	Win or (Loss) Percentage (f)
1	Table and Other Games	187	\$ 21,116,158	\$ 126,609,440	16.7%
2	Poker	79	\$ 1,320,943		
3	Slot Machines	3,030	\$ 47,962,654	\$ 575,270,015	8.3%
4	Total Casino Win		\$ 70,399,755		

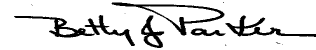
GROSS REVENUE

5	Year-to-Date Table and Other Games and Poker Win	\$ 167,908,736	
6	Year-to-Date Slot Machine Win	\$ 344,170,535	
7	Year-to-Date Total Casino Win	\$ 512,079,271	
8	Adjustments	\$ -	
9	Year-To-Date Gross Revenue	\$ 512,079,271	
10	Authorized Casino Square Footage - End of Month	136,551	
11	Authorized Simulcasting Square Footage - End of Month	23,620	
12	Simulcasting Revenue for the Month.....	\$ 267,056	
13	Simulcasting Handle for the Month.....	\$ 3,186,514	
14	Promotional Gaming Credits Wagered for the Month.....	\$ 8,739,382	

Under penalties of perjury, I declare that I have examined this report, and to the best of my knowledge and belief, it is true and complete.

September 10, 2017

DATE



Betty J. Parker

Casino Controller 8038-11

TITLE (LICENSE NUMBER)

CAESARS ATLANTIC CITY

MONTHLY GROSS REVENUE REPORT

FOR THE MONTH OF AUGUST, 2017

CASINO WIN - CURRENT MONTH


Line (a)	Type of Game (b)	Authorized Units (c)	Win or (Loss) (d)	Drop/Handle (e)	Win or (Loss) Percentage (f)
1	Table and Other Games	137	\$ 8,381,411	\$ 49,423,600	17.0%
2	Poker	0	\$ -		
3	Slot Machines	1,853	\$ 19,344,558	\$ 219,351,821	8.8%
4	Total Casino Win		\$ 27,725,969		

GROSS REVENUE

5	Year-to-Date Table and Other Games and Poker Win	\$ 84,513,996	
6	Year-to-Date Slot Machine Win	\$ 138,320,760	
7	Year-to-Date Total Casino Win	\$ 222,834,756	
8	Adjustments	\$ 1,871	
9	Year-To-Date Gross Revenue	\$ 222,836,627	
10	Authorized Casino Square Footage - End of Month	115,225	
11	Authorized Simulcasting Square Footage - End of Month	-	
12	Simulcasting Revenue for the Month.....	\$ -	
13	Simulcasting Handle for the Month.....	\$ -	
14	Promotional Gaming Credits Wagered for the Month.....	\$ 3,257,594	

Under penalties of perjury, I declare that I have examined this report, and to the best of my knowledge and belief, it is true and complete.

SEPTEMBER 8, 2017
 DATE



 Gail Myers

 Operations Controller 3470-11

GOLDEN NUGGET

MONTHLY GROSS REVENUE REPORT

FOR THE MONTH OF AUGUST, 2017

CASINO WIN - CURRENT MONTH

Line (a)	Type of Game (b)	Authorized Units (c)	Win or (Loss) (d)	Drop/Handle (e)	Win or (Loss) Percentage (f)
1	Table and Other Games	88	\$ 4,743,735	\$ 34,441,101	13.8%
2	Poker	10	\$ 76,617		
3	Slot Machines	1,453	\$ 15,116,102	\$ 163,085,753	9.3%
4	Total Casino Win		\$ 19,936,454		

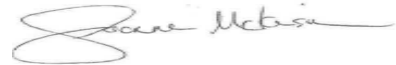
GROSS REVENUE

5	Year-to-Date Table and Other Games and Poker Win	\$ 38,886,248	
6	Year-to-Date Slot Machine Win	\$ 107,838,651	
7	Year-to-Date Total Casino Win	\$ 146,724,899	
8	Adjustments	\$ -	
9	Year-To-Date Gross Revenue	\$ 146,724,899	
10	Authorized Casino Square Footage - End of Month	78,957	
11	Authorized Simulcasting Square Footage - End of Month	-	
12	Simulcasting Revenue for the Month.....	\$ -	
13	Simulcasting Handle for the Month.....	\$ -	
14	Promotional Gaming Credits Wagered for the Month.....	\$ 2,951,724	

Under penalties of perjury, I declare that I have examined this report, and to the best of my knowledge and belief, it is true and complete.

September 8, 2017

DATE



Joanne McKensie

Director of Finance/Controller 1231.11

HARRAH'S RESORT ATLANTIC CITY

MONTHLY GROSS REVENUE REPORT

FOR THE MONTH OF AUGUST 2017

CASINO WIN - CURRENT MONTH

Line (a)	Type of Game (b)	Authorized Units (c)	Win or (Loss) (d)	Drop/Handle (e)	Win or (Loss) Percentage (f)
1	Table and Other Games	133	\$ 5,882,241	\$ 45,744,462	12.9%
2	Poker	40	\$ 319,169		
3	Slot Machines	2,138	\$ 26,055,483	\$ 313,014,721	8.3%
4	Total Casino Win		\$ 32,256,893		

GROSS REVENUE

5	Year-to-Date Table and Other Games and Poker Win	\$	56,499,178
6	Year-to-Date Slot Machine Win	\$	187,779,886
7	Year-to-Date Total Casino Win	\$	244,279,064
8	Adjustments	\$	-
9	Year-To-Date Gross Revenue	\$	244,279,064
10	Authorized Casino Square Footage - End of Month		156,284
11	Authorized Simulcasting Square Footage - End of Month		-
12	Simulcasting Revenue for the Month.....	\$	-
13	Simulcasting Handle for the Month.....	\$	-
14	Promotional Gaming Credits Wagered for the Month.....	\$	3,896,089

Under penalties of perjury, I declare that I have examined this report, and to the best of my knowledge and belief, it is true and complete.

September 7, 2017

DATE



Alicia Magee

Operations Controller (008714-11)

TITLE (LICENSE NUMBER)

RESORTS CASINO HOTEL (DGMB CASINO LLC)

MONTHLY GROSS REVENUE REPORT

FOR THE MONTH OF August 2017

CASINO WIN - CURRENT MONTH

Line (a)	Type of Game (b)	Authorized Units (c)	Win or (Loss) (d)	Drop/Handle (e)	Win or (Loss) Percentage (f)
1	Table and Other Games	76	\$ 3,841,641	\$ 24,916,739	15.4%
2	Poker	0	\$ -		
3	Slot Machines	1,484	\$ 14,800,625	\$ 161,347,400	9.2%
4	Total Casino Win		\$ 18,642,266		

GROSS REVENUE

5	Year-to-Date Table and Other Games and Poker Win	\$ 30,307,808	
6	Year-to-Date Slot Machine Win	\$ 98,579,916	
7	Year-to-Date Total Casino Win	\$ 128,887,724	
8	Adjustments	\$ 7,664	
9	Year-To-Date Gross Revenue	\$ 128,895,388	
10	Authorized Casino Square Footage - End of Month	82,877	
11	Authorized Simulcasting Square Footage - End of Month	-	
12	Simulcasting Revenue for the Month.....	\$ -	
13	Simulcasting Handle for the Month.....	\$ -	
14	Promotional Gaming Credits Wagered for the Month.....	\$ 3,330,440	

Under penalties of perjury, I declare that I have examined this report, and to the best of my knowledge and belief, it is true and complete.

September 8, 2017

DATE



Walter Simon

Director Operational Accounting 3930-11

TITLE (LICENSE NUMBER)

TROPICANA CASINO & RESORT MONTHLY GROSS REVENUE REPORT

FOR THE MONTH OF: August, 2017

CASINO WIN - CURRENT MONTH

Line (a)	Type of Game (b)	Authorized Units (c)	Win or (Loss) (d)	Drop/Handle (e)	Win or (Loss) Percentage (f)
1	Table and Other Games	105	\$ 5,062,079	\$ 38,859,373	13.0%
2	Poker	18	\$ 233,265		
3	Slot Machines	2,329	\$ 28,347,361	\$ 286,687,703	9.9%
4	Total Casino Win		\$ 33,642,705		

GROSS REVENUE

5	Year-to-Date Table and Other Games and Poker Win	\$ 46,779,423	
6	Year-to-Date Slot Machine Win	\$ 193,944,640	
7	Year-to-Date Total Casino Win	\$ 240,724,063	
8	Adjustments	\$ 54,701	
9	Year-To-Date Gross Revenue	\$ 240,778,764	
10	Authorized Casino Square Footage - End of Month	124,791	
11	Authorized Simulcasting Square Footage - End of Month	-	
12	Simulcasting Revenue for the Month.....	\$ -	
13	Simulcasting Handle for the Month.....	\$ -	
14	Promotional Gaming Credits Wagered for the Month.....	\$ 4,863,554	

Under penalties of perjury, I declare that I have examined this report, and to the best of my knowledge and belief, it is true and complete.

September 9, 2017

DATE



Jeff Bohrer

Casino Controller 7488-11