

**BALLY'S PARK PLACE, LLC**  
**MONTHLY GROSS REVENUE REPORT**  
**FOR THE MONTH OF APRIL, 2018**

**CASINO WIN - CURRENT MONTH**

Line (a)	Type of Game (b)	Authorized Units (c)	Win or (Loss) (d)	Drop/Handle (e)	Win or (Loss) Percentage (f)
1	Table and Other Games	121	\$ 4,902,429	\$ 27,504,229	17.8%
2	Poker	42	\$ 223,370		
3	Slot Machines	1,772	\$ 10,097,833	\$ 111,351,763	9.1%
4	Total Casino Win		\$ 15,223,632		

**GROSS REVENUE**

5	Year-to-Date Table and Other Games and Poker Win .....	\$ 20,559,743
6	Year-to-Date Slot Machine Win .....	\$ 37,440,863
7	Year-to-Date Total Casino Win .....	<b>\$ 58,000,606</b>
8	Adjustments .....	\$ -
9	Year-To-Date Gross Revenue .....	<b>\$ 58,000,606</b>
10	Authorized Casino Square Footage - End of Month .....	123,549
11	Authorized Simulcasting Square Footage - End of Month .....	-
12	Simulcasting Revenue for the Month.....	\$ -
13	Simulcasting Handle for the Month.....	\$ -
14	Promotional Gaming Credits Wagered for the Month.....	\$ 1,260,159

Under penalties of perjury, I declare that I have examined this report, and to the best of my knowledge and belief, it is true and complete.

May 8, 2018

DATE



WILLIAM PANGORAS

OPERATIONS CONTROLLER (1792-11)

TITLE (LICENSE NUMBER)

# BORGATA HOTEL CASINO & SPA

## MONTHLY GROSS REVENUE REPORT

FOR THE MONTH OF April, 2018

### CASINO WIN - CURRENT MONTH

Line (a)	Type of Game (b)	Authorized Units (c)	Win or (Loss) (d)	Drop/Handle (e)	Win or (Loss) Percentage (f)
1	Table and Other Games	186	\$ 9,390,511	\$ 107,597,233	8.7%
2	Poker	95	\$ 1,776,613		
3	Slot Machines	3,018	\$ 41,950,718	\$ 494,524,111	8.5%
4	Total Casino Win		\$ 53,117,842		


### GROSS REVENUE

5	Year-to-Date Table and Other Games and Poker Win .....	\$ 65,684,476	
6	Year-to-Date Slot Machine Win .....	\$ 156,317,828	
7	Year-to-Date Total Casino Win .....		<b>\$ 222,002,304</b>
8	Adjustments .....		<b>\$ -</b>
9	Year-To-Date Gross Revenue .....		<b>\$ 222,002,304</b>
10	Authorized Casino Square Footage - End of Month .....	136,771	
11	Authorized Simulcasting Square Footage - End of Month .....	23,620	
12	Simulcasting Revenue for the Month.....	\$ 196,644	
13	Simulcasting Handle for the Month.....	\$ 2,336,333	
14	Promotional Gaming Credits Wagered for the Month.....	\$ 5,999,922	

Under penalties of perjury, I declare that I have examined this report, and to the best of my knowledge and belief, it is true and complete.

May 9, 2018

DATE



Betty J. Parker

Casino Controller 8038-11

TITLE (LICENSE NUMBER)

# CAESARS ATLANTIC CITY

## MONTHLY GROSS REVENUE REPORT

FOR THE MONTH OF APRIL, 2018

### CASINO WIN - CURRENT MONTH

Line (a)	Type of Game (b)	Authorized Units (c)	Win or (Loss) (d)	Drop/Handle (e)	Win or (Loss) Percentage (f)
1	Table and Other Games	132	\$ 13,739,461	\$ 56,116,640	24.5%
2	Poker	0	\$ -		
3	Slot Machines	1,853	\$ 15,259,832	\$ 170,383,824	9.0%
4	Total Casino Win		\$ 28,999,293		

### GROSS REVENUE

5	Year-to-Date Table and Other Games and Poker Win .....	\$ 34,322,905
6	Year-to-Date Slot Machine Win .....	\$ 55,919,447
7	Year-to-Date Total Casino Win .....	<b>\$ 90,242,352</b>
8	Adjustments .....	<b>\$ 50,554</b>
9	Year-To-Date Gross Revenue .....	<b>\$ 90,292,906</b>
10	Authorized Casino Square Footage - End of Month .....	115,225
11	Authorized Simulcasting Square Footage - End of Month .....	-
12	Simulcasting Revenue for the Month.....	\$ -
13	Simulcasting Handle for the Month.....	\$ -
14	Promotional Gaming Credits Wagered for the Month.....	\$ 1,958,748

Under penalties of perjury, I declare that I have examined this report, and to the best of my knowledge and belief, it is true and complete.

May 9, 2018

DATE



Gail Myers

OPERATIONS CONTROLLER(3470-11)

TITLE (LICENSE NUMBER)

# GOLDEN NUGGET

## MONTHLY GROSS REVENUE REPORT

FOR THE MONTH OF APRIL, 2018

### CASINO WIN - CURRENT MONTH

Line (a)	Type of Game (b)	Authorized Units (c)	Win or (Loss) (d)	Drop/Handle (e)	Win or (Loss) Percentage (f)
1	Table and Other Games	82	\$ 6,534,771	\$ 29,301,362	22.3%
2	Poker	10	\$ 100,896		
3	Slot Machines	1,454	\$ 13,531,595	\$ 151,661,002	8.9%
4	Total Casino Win		\$ 20,167,262		

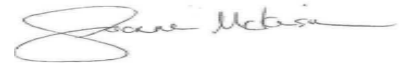
### GROSS REVENUE

5	Year-to-Date Table and Other Games and Poker Win .....	\$ 22,523,263
6	Year-to-Date Slot Machine Win .....	\$ 50,430,221
7	Year-to-Date Total Casino Win .....	<b>\$ 72,953,484</b>
8	Adjustments .....	\$ -
9	Year-To-Date Gross Revenue .....	<b>\$ 72,953,484</b>
10	Authorized Casino Square Footage - End of Month .....	78,957
11	Authorized Simulcasting Square Footage - End of Month .....	-
12	Simulcasting Revenue for the Month.....	\$ -
13	Simulcasting Handle for the Month.....	\$ -
14	Promotional Gaming Credits Wagered for the Month.....	\$ 2,847,035

Under penalties of perjury, I declare that I have examined this report, and to the best of my knowledge and belief, it is true and complete.

May 7, 2018

DATE



Joanne McKensie

Director of Finance/Controller 1231.11

# HARRAH'S RESORT ATLANTIC CITY

## MONTHLY GROSS REVENUE REPORT

FOR THE MONTH OF APRIL 2018

### CASINO WIN - CURRENT MONTH

Line (a)	Type of Game (b)	Authorized Units (c)	Win or (Loss) (d)	Drop/Handle (e)	Win or (Loss) Percentage (f)
1	Table and Other Games	133	\$ 8,127,337	\$ 34,579,185	23.5%
2	Poker	37	\$ 269,213		
3	Slot Machines	2,127	\$ 20,698,675	\$ 252,740,450	8.2%
4	Total Casino Win		\$ 29,095,225		

### GROSS REVENUE

5	Year-to-Date Table and Other Games and Poker Win .....	\$	31,827,591
6	Year-to-Date Slot Machine Win .....	\$	80,689,584
7	Year-to-Date Total Casino Win .....	\$	<b>112,517,175</b>
8	Adjustments .....	\$	<b>200</b>
9	Year-To-Date Gross Revenue .....	\$	<b>112,517,375</b>
10	Authorized Casino Square Footage - End of Month .....		156,284
11	Authorized Simulcasting Square Footage - End of Month .....		-
12	Simulcasting Revenue for the Month.....	\$	-
13	Simulcasting Handle for the Month.....	\$	-
14	Promotional Gaming Credits Wagered for the Month.....	\$	2,273,626

Under penalties of perjury, I declare that I have examined this report, and to the best of my knowledge and belief, it is true and complete.

May 7, 2018

DATE



Alicia Magee

Operations Controller (008714-11)

TITLE (LICENSE NUMBER)

# RESORTS CASINO HOTEL (DGMB CASINO LLC)

## MONTHLY GROSS REVENUE REPORT

FOR THE MONTH OF APRIL 2018

### CASINO WIN - CURRENT MONTH

Line (a)	Type of Game (b)	Authorized Units (c)	Win or (Loss) (d)	Drop/Handle (e)	Win or (Loss) Percentage (f)
1	Table and Other Games	70	\$ 5,304,326	\$ 23,388,828	22.7%
2	Poker	0	\$ -		
3	Slot Machines	1,445	\$ 11,910,875	\$ 126,847,629	9.4%
4	Total Casino Win		\$ 17,215,201		

### GROSS REVENUE

5	Year-to-Date Table and Other Games and Poker Win .....	\$ 13,489,504
6	Year-to-Date Slot Machine Win .....	\$ 42,134,187
7	Year-to-Date Total Casino Win .....	<b>\$ 55,623,691</b>
8	Adjustments .....	\$ -
9	Year-To-Date Gross Revenue .....	<b>\$ 55,623,691</b>
10	Authorized Casino Square Footage - End of Month .....	82,877
11	Authorized Simulcasting Square Footage - End of Month .....	-
12	Simulcasting Revenue for the Month.....	\$ -
13	Simulcasting Handle for the Month.....	\$ -
14	Promotional Gaming Credits Wagered for the Month.....	\$ 2,350,510

Under penalties of perjury, I declare that I have examined this report, and to the best of my knowledge and belief, it is true and complete.

May 9, 2018

DATE



Jeff Bohrer

Director Operational Accounting 7488-11

TITLE (LICENSE NUMBER)

# TROPICANA CASINO & RESORT

## MONTHLY GROSS REVENUE REPORT

FOR THE MONTH OF APRIL, 2018

### CASINO WIN - CURRENT MONTH

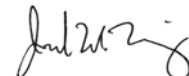
Line (a)	Type of Game (b)	Authorized Units (c)	Win or (Loss) (d)	Drop/Handle (e)	Win or (Loss) Percentage (f)
1	Table and Other Games	112	\$ 4,326,840	\$ 29,372,830	14.7%
2	Poker	18	\$ 200,791		
3	Slot Machines	2,450	\$ 23,070,701	\$ 236,433,727	9.8%
4	Total Casino Win		\$ 27,598,332		

### GROSS REVENUE

5	Year-to-Date Table and Other Games and Poker Win .....	\$	20,878,553
6	Year-to-Date Slot Machine Win .....	\$	84,531,294
7	Year-to-Date Total Casino Win .....	\$	<b>105,409,847</b>
8	Adjustments .....	\$	-
9	Year-To-Date Gross Revenue .....	\$	<b>105,409,847</b>
10	Authorized Casino Square Footage - End of Month .....		127,866
11	Authorized Simulcasting Square Footage - End of Month .....		-
12	Simulcasting Revenue for the Month.....	\$	-
13	Simulcasting Handle for the Month.....	\$	-
14	Promotional Gaming Credits Wagered for the Month.....	\$	4,222,696

Under penalties of perjury, I declare that I have examined this report, and to the best of my knowledge and belief, it is true and complete.

May 9, 2018  
DATE

  
JOE UHING

CASINO CONTROLLER 2835-11