

# BALLY'S PARK PLACE, LLC

## MONTHLY GROSS REVENUE REPORT

FOR THE MONTH OF MAY, 2018

### CASINO WIN - CURRENT MONTH

Line (a)	Type of Game (b)	Authorized Units (c)	Win or (Loss) (d)	Drop/Handle (e)	Win or (Loss) Percentage (f)
1	Table and Other Games	122	\$ 4,723,820	\$ 27,716,280	17.0%
2	Poker	42	\$ 224,477		
3	Slot Machines	1,775	\$ 11,112,881	\$ 122,004,999	9.1%
4	Total Casino Win		\$ 16,061,178		

### GROSS REVENUE

5	Year-to-Date Table and Other Games and Poker Win .....	\$ 25,508,040	
6	Year-to-Date Slot Machine Win .....	\$ 48,553,744	
7	Year-to-Date Total Casino Win .....		<b>\$ 74,061,784</b>
8	Adjustments .....		<b>\$ -</b>
9	Year-To-Date Gross Revenue .....		<b>\$ 74,061,784</b>
10	Authorized Casino Square Footage - End of Month .....	123,599	
11	Authorized Simulcasting Square Footage - End of Month .....	-	
12	Simulcasting Revenue for the Month.....	\$ -	
13	Simulcasting Handle for the Month.....	\$ -	
14	Promotional Gaming Credits Wagered for the Month.....	\$ 1,373,805	

Under penalties of perjury, I declare that I have examined this report, and to the best of my knowledge and belief, it is true and complete.

June 7, 2018  
\_\_\_\_\_  
DATE

*William Pangoras*  
\_\_\_\_\_  
WILLIAM PANGORAS  
  
OPERATIONS CONTROLLER (1792-11)  
\_\_\_\_\_  
TITLE (LICENSE NUMBER)

# BORGATA HOTEL CASINO & SPA

## MONTHLY GROSS REVENUE REPORT

FOR THE MONTH OF May, 2018

### CASINO WIN - CURRENT MONTH

Line (a)	Type of Game (b)	Authorized Units (c)	Win or (Loss) (d)	Drop/Handle (e)	Win or (Loss) Percentage (f)
1	Table and Other Games	188	\$ 16,079,111	\$ 103,048,746	15.6%
2	Poker	79	\$ 1,252,438		
3	Slot Machines	2,995	\$ 44,104,409	\$ 529,235,744	8.3%
4	Total Casino Win		\$ 61,435,958		

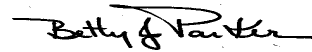
### GROSS REVENUE

5	Year-to-Date Table and Other Games and Poker Win .....	\$ 83,016,025	
6	Year-to-Date Slot Machine Win .....	\$ 200,422,237	
7	Year-to-Date Total Casino Win .....		\$ 283,438,262
8	Adjustments .....		\$ -
9	Year-To-Date Gross Revenue .....		\$ 283,438,262
10	Authorized Casino Square Footage - End of Month .....	136,771	
11	Authorized Simulcasting Square Footage - End of Month .....	23,620	
12	Simulcasting Revenue for the Month.....	\$ 240,666	
13	Simulcasting Handle for the Month.....	\$ 3,153,770	
14	Promotional Gaming Credits Wagered for the Month.....	\$ 6,741,163	

Under penalties of perjury, I declare that I have examined this report, and to the best of my knowledge and belief, it is true and complete.

June 7, 2018

DATE



Betty J. Parker

Casino Controller 8038-11

TITLE (LICENSE NUMBER)

# CAESARS ATLANTIC CITY

## MONTHLY GROSS REVENUE REPORT

FOR THE MONTH OF MAY, 2018

### CASINO WIN - CURRENT MONTH

Line (a)	Type of Game (b)	Authorized Units (c)	Win or (Loss) (d)	Drop/Handle (e)	Win or (Loss) Percentage (f)
1	Table and Other Games	132	\$ 4,817,536	\$ 43,483,182	11.1%
2	Poker	0	\$ -		
3	Slot Machines	1,878	\$ 17,465,099	\$ 184,507,898	9.5%
4	Total Casino Win		\$ 22,282,635		

### GROSS REVENUE

5	Year-to-Date Table and Other Games and Poker Win .....	\$ 39,140,441
6	Year-to-Date Slot Machine Win .....	\$ 73,384,546
7	Year-to-Date Total Casino Win .....	<b>\$ 112,524,987</b>
8	Adjustments .....	<b>\$ 50,554</b>
9	Year-To-Date Gross Revenue .....	<b>\$ 112,575,541</b>
10	Authorized Casino Square Footage - End of Month .....	115,924
11	Authorized Simulcasting Square Footage - End of Month .....	-
12	Simulcasting Revenue for the Month.....	\$ -
13	Simulcasting Handle for the Month.....	\$ -
14	Promotional Gaming Credits Wagered for the Month.....	\$ 2,019,931

Under penalties of perjury, I declare that I have examined this report, and to the best of my knowledge and belief, it is true and complete.

May 6, 2018  
DATE



Gail Myers

OPERATIONS CONTROLLER(3470-11)  
TITLE (LICENSE NUMBER)

# GOLDEN NUGGET

## MONTHLY GROSS REVENUE REPORT

FOR THE MONTH OF MAY, 2018

### CASINO WIN - CURRENT MONTH

Line (a)	Type of Game (b)	Authorized Units (c)	Win or (Loss) (d)	Drop/Handle (e)	Win or (Loss) Percentage (f)
1	Table and Other Games	88	\$ 5,083,058	\$ 27,384,973	18.6%
2	Poker	10	\$ 97,937		
3	Slot Machines	1,456	\$ 14,542,400	\$ 157,043,087	9.3%
4	Total Casino Win		\$ 19,723,395		

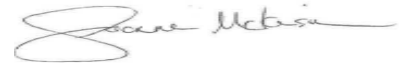
### GROSS REVENUE

5	Year-to-Date Table and Other Games and Poker Win .....	\$	27,704,258
6	Year-to-Date Slot Machine Win .....	\$	64,972,621
7	Year-to-Date Total Casino Win .....	\$	<b>92,676,879</b>
8	Adjustments .....	\$	-
9	Year-To-Date Gross Revenue .....	\$	<b>92,676,879</b>
10	Authorized Casino Square Footage - End of Month .....		78,957
11	Authorized Simulcasting Square Footage - End of Month .....		-
12	Simulcasting Revenue for the Month.....	\$	-
13	Simulcasting Handle for the Month.....	\$	-
14	Promotional Gaming Credits Wagered for the Month.....	\$	3,228,004

Under penalties of perjury, I declare that I have examined this report, and to the best of my knowledge and belief, it is true and complete.

June 5, 2018

DATE



Joanne McKensie

Director of Finance/Controller 1231.11

# HARRAH'S RESORT ATLANTIC CITY

## MONTHLY GROSS REVENUE REPORT

FOR THE MONTH OF MAY 2018

### CASINO WIN - CURRENT MONTH

Line (a)	Type of Game (b)	Authorized Units (c)	Win or (Loss) (d)	Drop/Handle (e)	Win or (Loss) Percentage (f)
1	Table and Other Games	133	\$ 5,744,991	\$ 34,001,886	16.9%
2	Poker	37	\$ 250,381		
3	Slot Machines	2,129	\$ 21,457,185	\$ 265,213,257	8.1%
4	Total Casino Win		\$ 27,452,557		

### GROSS REVENUE

5	Year-to-Date Table and Other Games and Poker Win .....	\$ 37,822,963	
6	Year-to-Date Slot Machine Win .....	\$ 102,146,769	
7	Year-to-Date Total Casino Win .....		\$ 139,969,732
8	Adjustments .....		\$ 200
9	Year-To-Date Gross Revenue .....		\$ 139,969,932
10	Authorized Casino Square Footage - End of Month .....	156,284	
11	Authorized Simulcasting Square Footage - End of Month .....	-	
12	Simulcasting Revenue for the Month.....	\$ -	
13	Simulcasting Handle for the Month.....	\$ -	
14	Promotional Gaming Credits Wagered for the Month.....	\$ 2,271,631	

Under penalties of perjury, I declare that I have examined this report, and to the best of my knowledge and belief, it is true and complete.

June 5, 2018

DATE



Alicia Magee

Operations Controller (008714-11)

TITLE (LICENSE NUMBER)

# RESORTS CASINO HOTEL (DGMB CASINO LLC)

## MONTHLY GROSS REVENUE REPORT

FOR THE MONTH OF MAY 2018

### CASINO WIN - CURRENT MONTH

Line (a)	Type of Game (b)	Authorized Units (c)	Win or (Loss) (d)	Drop/Handle (e)	Win or (Loss) Percentage (f)
1	Table and Other Games	70	\$ 3,465,095	\$ 21,881,865	15.8%
2	Poker	0	\$ -		
3	Slot Machines	1,454	\$ 12,059,883	\$ 139,007,567	8.7%
4	Total Casino Win		\$ 15,524,978		

### GROSS REVENUE

5	Year-to-Date Table and Other Games and Poker Win .....	\$ 16,954,599
6	Year-to-Date Slot Machine Win .....	\$ 54,194,070
7	Year-to-Date Total Casino Win .....	<b>\$ 71,148,669</b>
8	Adjustments .....	\$ -
9	Year-To-Date Gross Revenue .....	<b>\$ 71,148,669</b>
10	Authorized Casino Square Footage - End of Month .....	82,877
11	Authorized Simulcasting Square Footage - End of Month .....	-
12	Simulcasting Revenue for the Month.....	\$ -
13	Simulcasting Handle for the Month.....	\$ -
14	Promotional Gaming Credits Wagered for the Month.....	\$ 2,435,270

Under penalties of perjury, I declare that I have examined this report, and to the best of my knowledge and belief, it is true and complete.

June 8, 2018

DATE



Jeff Bohrer

Director Operational Accounting 7488-11

TITLE (LICENSE NUMBER)

# TROPICANA CASINO & RESORT

## MONTHLY GROSS REVENUE REPORT

FOR THE MONTH OF MAY, 2018

### CASINO WIN - CURRENT MONTH

Line (a)	Type of Game (b)	Authorized Units (c)	Win or (Loss) (d)	Drop/Handle (e)	Win or (Loss) Percentage (f)
1	Table and Other Games	112	\$ 6,269,211	\$ 33,179,228	18.9%
2	Poker	18	\$ 198,716		
3	Slot Machines	2,458	\$ 24,445,681	\$ 253,735,886	9.6%
4	Total Casino Win		\$ 30,913,608		

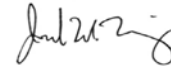
### GROSS REVENUE

5	Year-to-Date Table and Other Games and Poker Win .....	\$ 27,346,480	
6	Year-to-Date Slot Machine Win .....	\$ 108,976,975	
7	Year-to-Date Total Casino Win .....	<b>\$ 136,323,455</b>	
8	Adjustments .....	<b>\$ (547,335)</b>	
9	Year-To-Date Gross Revenue .....	<b>\$ 135,776,120</b>	
10	Authorized Casino Square Footage - End of Month .....	127,866	
11	Authorized Simulcasting Square Footage - End of Month .....	-	
12	Simulcasting Revenue for the Month.....	\$ -	
13	Simulcasting Handle for the Month.....	\$ -	
14	Promotional Gaming Credits Wagered for the Month.....	\$ 4,685,012	

Under penalties of perjury, I declare that I have examined this report, and to the best of my knowledge and belief, it is true and complete.

June 8, 2018

DATE



Joseph Uhing

Casino Controller 2835-11