

BALLY'S PARK PLACE, LLC
MONTHLY GROSS REVENUE REPORT
FOR THE MONTH OF JUNE, 2018

CASINO WIN - CURRENT MONTH

Line (a)	Type of Game (b)	Authorized Units (c)	Win or (Loss) (d)	Drop/Handle (e)	Win or (Loss) Percentage (f)
1	Table and Other Games	122	\$ 5,401,400	\$ 29,110,530	18.6%
2	Poker	42	\$ 238,339		
3	Slot Machines	1,776	\$ 11,874,480	\$ 128,653,146	9.2%
4	Total Casino Win		\$ 17,514,219		

GROSS REVENUE

5	Year-to-Date Table and Other Games and Poker Win	\$ 31,147,779	
6	Year-to-Date Slot Machine Win	\$ 60,428,224	
7	Year-to-Date Total Casino Win		\$ 91,576,003
8	Adjustments		\$ -
9	Year-To-Date Gross Revenue		\$ 91,576,003
10	Authorized Casino Square Footage - End of Month	123,599	
11	Authorized Simulcasting Square Footage - End of Month	-	
12	Simulcasting Revenue for the Month.....	\$ -	
13	Simulcasting Handle for the Month.....	\$ -	
14	Promotional Gaming Credits Wagered for the Month.....	\$ 1,458,241	

Under penalties of perjury, I declare that I have examined this report, and to the best of my knowledge and belief, it is true and complete.

July 6, 2018

DATE



WILLIAM PANGORAS

OPERATIONS CONTROLLER (1792-11)

TITLE (LICENSE NUMBER)

BORGATA HOTEL CASINO & SPA

MONTHLY GROSS REVENUE REPORT

FOR THE MONTH OF June, 2018

CASINO WIN - CURRENT MONTH

Line (a)	Type of Game (b)	Authorized Units (c)	Win or (Loss) (d)	Drop/Handle (e)	Win or (Loss) Percentage (f)
1	Table and Other Games	189	\$ 18,046,281	\$ 100,790,414	17.9%
2	Poker	79	\$ 1,161,217		
3	Slot Machines	2,994	\$ 41,627,418	\$ 511,030,792	8.1%
4	Total Casino Win		\$ 60,834,916		

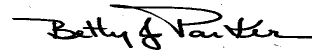
GROSS REVENUE

5	Year-to-Date Table and Other Games and Poker Win	\$ 102,223,523	
6	Year-to-Date Slot Machine Win	\$ 242,049,655	
7	Year-to-Date Total Casino Win		\$ 344,273,178
8	Adjustments		\$ -
9	Year-To-Date Gross Revenue		\$ 344,273,178
10	Authorized Casino Square Footage - End of Month	136,771	
11	Authorized Simulcasting Square Footage - End of Month	23,620	
12	Simulcasting Revenue for the Month.....	\$ 239,755	
13	Simulcasting Handle for the Month.....	\$ 2,965,094	
14	Promotional Gaming Credits Wagered for the Month.....	\$ 5,955,187	

Under penalties of perjury, I declare that I have examined this report, and to the best of my knowledge and belief, it is true and complete.

July 9, 2018

DATE



Betty J. Parker

Casino Controller 8038-11

TITLE (LICENSE NUMBER)

CAESARS ATLANTIC CITY

MONTHLY GROSS REVENUE REPORT

FOR THE MONTH OF JUNE, 2018

CASINO WIN - CURRENT MONTH

Line (a)	Type of Game (b)	Authorized Units (c)	Win or (Loss) (d)	Drop/Handle (e)	Win or (Loss) Percentage (f)
1	Table and Other Games	132	\$ 7,668,094	\$ 48,390,589	15.8%
2	Poker	0	\$ -		
3	Slot Machines	1,889	\$ 17,010,107	\$ 194,631,436	8.7%
4	Total Casino Win		\$ 24,678,201		

GROSS REVENUE

5	Year-to-Date Table and Other Games and Poker Win	\$ 46,808,535
6	Year-to-Date Slot Machine Win	\$ 90,394,653
7	Year-to-Date Total Casino Win	\$ 137,203,188
8	Adjustments	\$ 50,554
9	Year-To-Date Gross Revenue	\$ 137,253,742
10	Authorized Casino Square Footage - End of Month	115,924
11	Authorized Simulcasting Square Footage - End of Month	-
12	Simulcasting Revenue for the Month.....	\$ -
13	Simulcasting Handle for the Month.....	\$ -
14	Promotional Gaming Credits Wagered for the Month.....	\$ 2,223,235

Under penalties of perjury, I declare that I have examined this report, and to the best of my knowledge and belief, it is true and complete.

July 7, 2018
DATE


Gail Myers

OPERATIONS CONTROLLER(3470-11)
TITLE (LICENSE NUMBER)

GOLDEN NUGGET

MONTHLY GROSS REVENUE REPORT

FOR THE MONTH OF JUNE, 2018

CASINO WIN - CURRENT MONTH

Line (a)	Type of Game (b)	Authorized Units (c)	Win or (Loss) (d)	Drop/Handle (e)	Win or (Loss) Percentage (f)
1	Table and Other Games	89	\$ 5,411,502	\$ 29,575,528	18.3%
2	Poker	10	\$ 97,733		
3	Slot Machines	1,444	\$ 15,029,915	\$ 158,802,266	9.5%
4	Total Casino Win		\$ 20,539,150		

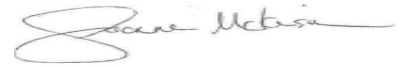
GROSS REVENUE

5	Year-to-Date Table and Other Games and Poker Win	\$ 33,213,493	
6	Year-to-Date Slot Machine Win	\$ 80,002,536	
7	Year-to-Date Total Casino Win		\$ 113,216,029
8	Adjustments		\$ -
9	Year-To-Date Gross Revenue		\$ 113,216,029
10	Authorized Casino Square Footage - End of Month	78,957	
11	Authorized Simulcasting Square Footage - End of Month	-	
12	Simulcasting Revenue for the Month.....	\$ -	
13	Simulcasting Handle for the Month.....	\$ -	
14	Promotional Gaming Credits Wagered for the Month.....	\$ 3,167,696	

Under penalties of perjury, I declare that I have examined this report, and to the best of my knowledge and belief, it is true and complete.

July 9, 2018

DATE



Joanne McKensie

Director of Finance/Controller 1231.11

HARD ROCK ATLANTIC CITY

MONTHLY GROSS REVENUE REPORT

FOR THE MONTH OF JUNE, 2018

CASINO WIN - CURRENT MONTH

Line (a)	Type of Game (b)	Authorized Units (c)	Win or (Loss) (d)	Drop/Handle (e)	Win or (Loss) Percentage (f)
1	Table and Other Games	152	\$ 74,386	\$ 21,050,677	0.4%
2	Poker	0	\$ -		
3	Slot Machines	2,103	\$ 4,097,340	\$ 47,973,011	8.5%
4	Total Casino Win		\$ 4,171,726		

GROSS REVENUE

5	Year-to-Date Table and Other Games and Poker Win	\$ 74,386	
6	Year-to-Date Slot Machine Win	\$ 4,097,340	
7	Year-to-Date Total Casino Win		\$ 4,171,726
8	Adjustments		\$ -
9	Year-To-Date Gross Revenue		\$ 4,171,726
10	Authorized Casino Square Footage - End of Month	119,901	
11	Authorized Simulcasting Square Footage - End of Month	-	
12	Simulcasting Revenue for the Month.....	\$ -	
13	Simulcasting Handle for the Month.....	\$ -	
14	Promotional Gaming Credits Wagered for the Month.....	\$ 1,542,161	

Under penalties of perjury, I declare that I have examined this report, and to the best of my knowledge and belief, it is true and complete.

JULY 9, 2018

DATE



FRANK POLLOCK

CASINO CONTROLLER 9869-11

HARRAH'S RESORT ATLANTIC CITY

MONTHLY GROSS REVENUE REPORT

FOR THE MONTH OF JUNE 2018

CASINO WIN - CURRENT MONTH

Line (a)	Type of Game (b)	Authorized Units (c)	Win or (Loss) (d)	Drop/Handle (e)	Win or (Loss) Percentage (f)
1	Table and Other Games	133	\$ 7,575,006	\$ 36,833,483	20.6%
2	Poker	37	\$ 226,665		
3	Slot Machines	2,129	\$ 21,901,338	\$ 270,319,834	8.1%
4	Total Casino Win		\$ 29,703,009		

GROSS REVENUE

5	Year-to-Date Table and Other Games and Poker Win	\$ 45,624,634	
6	Year-to-Date Slot Machine Win	\$ 124,048,107	
7	Year-to-Date Total Casino Win		\$ 169,672,741
8	Adjustments		\$ 250
9	Year-To-Date Gross Revenue		\$ 169,672,991
10	Authorized Casino Square Footage - End of Month	156,284	
11	Authorized Simulcasting Square Footage - End of Month	-	
12	Simulcasting Revenue for the Month.....	\$ -	
13	Simulcasting Handle for the Month.....	\$ -	
14	Promotional Gaming Credits Wagered for the Month.....	\$ 2,485,935	

Under penalties of perjury, I declare that I have examined this report, and to the best of my knowledge and belief, it is true and complete.

July 7, 2018

DATE

Alicia Magee

Alicia Magee

Operations Controller (008714-11)

TITLE (LICENSE NUMBER)

OCEAN RESORT CASINO AC

MONTHLY GROSS REVENUE REPORT

FOR THE MONTH OF JUNE 2018

CASINO WIN - CURRENT MONTH

Line (a)	Type of Game (b)	Authorized Units (c)	Win or (Loss) (d)	Drop/Handle (e)	Win or (Loss) Percentage (f)
1	Table and Other Games	107	\$ 775,042	\$ 7,990,436	9.7%
2	Poker	8	\$ 12,514		
3	Slot Machines	1,937	\$ 2,220,144	\$ 21,749,270	10.2%
4	Total Casino Win		\$ 3,007,700		


GROSS REVENUE

5	Year-to-Date Table and Other Games and Poker Win	\$ 787,556	
6	Year-to-Date Slot Machine Win	\$ 2,220,144	
7	Year-to-Date Total Casino Win		\$ 3,007,700
8	Adjustments		\$ -
9	Year-To-Date Gross Revenue		\$ 3,007,700
10	Authorized Casino Square Footage - End of Month	131,083	
11	Authorized Simulcasting Square Footage - End of Month	-	
12	Simulcasting Revenue for the Month.....	\$ -	
13	Simulcasting Handle for the Month.....	\$ -	
14	Promotional Gaming Credits Wagered for the Month.....	\$ -	

Under penalties of perjury, I declare that I have examined this report, and to the best of my knowledge and belief, it is true and complete.

July 08, 2018

DATE



Robert L. Smith

9881.11

Casino Controller

RESORTS CASINO HOTEL (DGMB CASINO LLC)

MONTHLY GROSS REVENUE REPORT

FOR THE MONTH OF JUNE 2018

CASINO WIN - CURRENT MONTH

Line (a)	Type of Game (b)	Authorized Units (c)	Win or (Loss) (d)	Drop/Handle (e)	Win or (Loss) Percentage (f)
1	Table and Other Games	68	\$ 2,786,528	\$ 24,010,359	11.6%
2	Poker	0	\$ -		
3	Slot Machines	1,475	\$ 13,593,120	\$ 149,875,611	9.1%
4	Total Casino Win		\$ 16,379,648		


GROSS REVENUE

5	Year-to-Date Table and Other Games and Poker Win	\$ 19,741,127	
6	Year-to-Date Slot Machine Win	\$ 67,787,190	
7	Year-to-Date Total Casino Win		\$ 87,528,317
8	Adjustments		\$ -
9	Year-To-Date Gross Revenue		\$ 87,528,317
10	Authorized Casino Square Footage - End of Month	82,877	
11	Authorized Simulcasting Square Footage - End of Month	-	
12	Simulcasting Revenue for the Month.....	\$ -	
13	Simulcasting Handle for the Month.....	\$ -	
14	Promotional Gaming Credits Wagered for the Month.....	\$ 2,716,785	

Under penalties of perjury, I declare that I have examined this report, and to the best of my knowledge and belief, it is true and complete.

July 9, 2018

DATE



Jeff Bohrer

Director Operational Accounting 7488-11

TITLE (LICENSE NUMBER)

TROPICANA CASINO & RESORT

MONTHLY GROSS REVENUE REPORT

FOR THE MONTH OF JUNE, 2018

CASINO WIN - CURRENT MONTH

Line (a)	Type of Game (b)	Authorized Units (c)	Win or (Loss) (d)	Drop/Handle (e)	Win or (Loss) Percentage (f)
1	Table and Other Games	112	\$ 4,600,627	\$ 33,713,023	13.6%
2	Poker	18	\$ 199,420		
3	Slot Machines	2,476	\$ 25,867,872	\$ 266,695,220	9.7%
4	Total Casino Win		\$ 30,667,919		

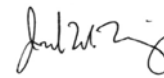
GROSS REVENUE

5	Year-to-Date Table and Other Games and Poker Win	\$ 32,146,527	
6	Year-to-Date Slot Machine Win	\$ 134,844,847	
7	Year-to-Date Total Casino Win		\$ 166,991,374
8	Adjustments		\$ (547,335)
9	Year-To-Date Gross Revenue		\$ 166,444,039
10	Authorized Casino Square Footage - End of Month	127,866	
11	Authorized Simulcasting Square Footage - End of Month	-	
12	Simulcasting Revenue for the Month.....	\$ -	
13	Simulcasting Handle for the Month.....	\$ -	
14	Promotional Gaming Credits Wagered for the Month.....	\$ 5,185,829	

Under penalties of perjury, I declare that I have examined this report, and to the best of my knowledge and belief, it is true and complete.

July 7, 2018

DATE



Joseph Uhing

Casino Controller 2835-11