

BALLY'S PARK PLACE, LLC

MONTHLY GROSS REVENUE REPORT

FOR THE MONTH OF OCTOBER, 2018

CASINO WIN - CURRENT MONTH

Line (a)	Type of Game (b)	Authorized Units (c)	Win or (Loss) (d)	Drop/Handle (e)	Win or (Loss) Percentage (f)
1	Table and Other Games	122	\$ 4,627,858	\$ 26,661,670	17.4%
2	Poker	42	\$ 189,200		
3	Slot Machines	1,776	\$ 9,537,836	\$ 103,086,744	9.3%
4	Total Casino Win		\$ 14,354,894		

GROSS REVENUE


5	Year-to-Date Table and Other Games and Poker Win	\$ 52,994,740	
6	Year-to-Date Slot Machine Win	\$ 108,864,439	
7	Year-to-Date Total Casino Win	\$ 161,859,179	
8	Adjustments	\$ -	
9	Year-To-Date Gross Revenue	\$ 161,859,179	

10	Authorized Casino Square Footage - End of Month	127,247	
11	Authorized Simulcasting Square Footage - End of Month	-	
12	Simulcasting Revenue for the Month.....	\$ -	
13	Simulcasting Handle for the Month.....	\$ -	
14	Promotional Gaming Credits Wagered for the Month.....	\$ 1,802,023	

Under penalties of perjury, I declare that I have examined this report, and to the best of my knowledge and belief, it is true and complete.

November 8, 2018

DATE



ANGELA BIANCHINI

OPERATIONS CONTROLLER (8454-11)

TITLE (LICENSE NUMBER)

BORGATA HOTEL CASINO & SPA

MONTHLY GROSS REVENUE REPORT

FOR THE MONTH OF October, 2018

CASINO WIN - CURRENT MONTH

Line (a)	Type of Game (b)	Authorized Units (c)	Win or (Loss) (d)	Drop/Handle (e)	Win or (Loss) Percentage (f)
1	Table and Other Games	183	\$ 15,865,844	\$ 83,931,152	18.9%
2	Poker	89	\$ 1,065,111		
3	Slot Machines	2,825	\$ 33,800,791	\$ 406,221,595	8.3%
4	Total Casino Win		\$ 50,731,746		


GROSS REVENUE

5	Year-to-Date Table and Other Games and Poker Win	\$ 185,806,563	
6	Year-to-Date Slot Machine Win	\$ 411,717,667	
7	Year-to-Date Total Casino Win	\$ 597,524,230	
8	Adjustments	\$ -	
9	Year-To-Date Gross Revenue	\$ 597,524,230	
10	Authorized Casino Square Footage - End of Month	136,771	
11	Authorized Simulcasting Square Footage - End of Month	23,620	
12	Simulcasting Revenue for the Month.....	\$ 166,697	
13	Simulcasting Handle for the Month.....	\$ 1,981,676	
14	Promotional Gaming Credits Wagered for the Month.....	\$ 5,424,045	

Under penalties of perjury, I declare that I have examined this report, and to the best of my knowledge and belief, it is true and complete.

November 8, 2018

DATE



Betty J. Parker

Casino Controller 8038-11

TITLE (LICENSE NUMBER)

CAESARS ATLANTIC CITY

MONTHLY GROSS REVENUE REPORT

FOR THE MONTH OF OCTOBER, 2018

CASINO WIN - CURRENT MONTH

Line (a)	Type of Game (b)	Authorized Units (c)	Win or (Loss) (d)	Drop/Handle (e)	Win or (Loss) Percentage (f)
1	Table and Other Games	131	\$ 6,078,639	\$ 34,445,286	17.6%
2	Poker	0	\$ -		
3	Slot Machines	1,884	\$ 14,126,869	\$ 159,049,962	8.9%
4	Total Casino Win		\$ 20,205,508		


GROSS REVENUE

5	Year-to-Date Table and Other Games and Poker Win	\$ 78,901,164
6	Year-to-Date Slot Machine Win	\$ 158,734,113
7	Year-to-Date Total Casino Win	<u>\$ 237,635,277</u>
8	Adjustments	<u>\$ 50,554</u>
9	Year-To-Date Gross Revenue	<u>\$ 237,685,831</u>
10	Authorized Casino Square Footage - End of Month	115,924
11	Authorized Simulcasting Square Footage - End of Month	-
12	Simulcasting Revenue for the Month.....	\$ -
13	Simulcasting Handle for the Month.....	\$ -
14	Promotional Gaming Credits Wagered for the Month.....	\$ 2,319,859

Under penalties of perjury, I declare that I have examined this report, and to the best of my knowledge and belief, it is true and complete.

November 9, 2018

 DATE



 Gail Myers

OPERATIONS CONTROLLER(3470-11)

 TITLE (LICENSE NUMBER)

GOLDEN NUGGET

MONTHLY GROSS REVENUE REPORT

FOR THE MONTH OF OCTOBER, 2018

CASINO WIN - CURRENT MONTH

Line (a)	Type of Game (b)	Authorized Units (c)	Win or (Loss) (d)	Drop/Handle (e)	Win or (Loss) Percentage (f)
1	Table and Other Games	81	\$ 3,666,504	\$ 22,902,206	16.0%
2	Poker	9	\$ 91,408		
3	Slot Machines	1,460	\$ 12,552,596	\$ 132,886,963	9.4%
4	Total Casino Win		\$ 16,310,508		

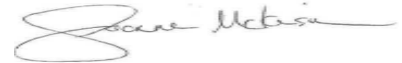
GROSS REVENUE

5	Year-to-Date Table and Other Games and Poker Win	\$ 52,277,364	
6	Year-to-Date Slot Machine Win	\$ 136,147,061	
7	Year-to-Date Total Casino Win	\$ 188,424,425	
8	Adjustments	\$ -	
9	Year-To-Date Gross Revenue	\$ 188,424,425	
10	Authorized Casino Square Footage - End of Month	78,464	
11	Authorized Simulcasting Square Footage - End of Month	-	
12	Simulcasting Revenue for the Month.....	\$ -	
13	Simulcasting Handle for the Month.....	\$ -	
14	Promotional Gaming Credits Wagered for the Month.....	\$ 3,054,903	

Under penalties of perjury, I declare that I have examined this report, and to the best of my knowledge and belief, it is true and complete.

November 7, 2018

DATE



Joanne McKensie

Director of Finance/Controller 1231.11

HARD ROCK ATLANTIC CITY

MONTHLY GROSS REVENUE REPORT

FOR THE MONTH OF OCTOBER, 2018

CASINO WIN - CURRENT MONTH

Line (a)	Type of Game (b)	Authorized Units (c)	Win or (Loss) (d)	Drop/Handle (e)	Win or (Loss) Percentage (f)
1	Table and Other Games	152	\$ 8,106,130	\$ 52,637,644	15.4%
2	Poker	0	\$ -		
3	Slot Machines	2,065	\$ 15,142,610	\$ 155,559,039	9.7%
4	Total Casino Win		\$ 23,248,740		

GROSS REVENUE

5	Year-to-Date Table and Other Games and Poker Win	\$ 35,200,224	
6	Year-to-Date Slot Machine Win	\$ 81,291,085	
7	Year-to-Date Total Casino Win	\$ 116,491,309	
8	Adjustments	\$ -	
9	Year-To-Date Gross Revenue	\$ 116,491,309	
10	Authorized Casino Square Footage - End of Month	119,901	
11	Authorized Simulcasting Square Footage - End of Month	-	
12	Simulcasting Revenue for the Month.....	\$ -	
13	Simulcasting Handle for the Month.....	\$ -	
14	Promotional Gaming Credits Wagered for the Month.....	\$ 2,471,319	

Under penalties of perjury, I declare that I have examined this report, and to the best of my knowledge and belief, it is true and complete.

November 7, 2018

DATE



FRANK POLLOCK

CASINO CONTROLLER 9869-11

HARRAH'S RESORT ATLANTIC CITY

MONTHLY GROSS REVENUE REPORT

FOR THE MONTH OF OCTOBER 2018

CASINO WIN - CURRENT MONTH

Line (a)	Type of Game (b)	Authorized Units (c)	Win or (Loss) (d)	Drop/Handle (e)	Win or (Loss) Percentage (f)
1	Table and Other Games	133	\$ 5,273,651	\$ 29,514,318	17.9%
2	Poker	37	\$ 188,998		
3	Slot Machines	2,101	\$ 18,329,799	\$ 223,952,571	8.2%
4	Total Casino Win		\$ 23,792,448		

GROSS REVENUE

5	Year-to-Date Table and Other Games and Poker Win	\$	72,848,869
6	Year-to-Date Slot Machine Win	\$	210,383,226
7	Year-to-Date Total Casino Win	\$	283,232,095
8	Adjustments	\$	1,600
9	Year-To-Date Gross Revenue	\$	283,233,695
10	Authorized Casino Square Footage - End of Month		156,284
11	Authorized Simulcasting Square Footage - End of Month		-
12	Simulcasting Revenue for the Month.....	\$	-
13	Simulcasting Handle for the Month.....	\$	-
14	Promotional Gaming Credits Wagered for the Month.....	\$	2,761,887

Under penalties of perjury, I declare that I have examined this report, and to the best of my knowledge and belief, it is true and complete.

NOVEMBER 7, 2018

DATE



Alicia Magee

Operations Controller (008714-11)

TITLE (LICENSE NUMBER)

OCEAN RESORT CASINO AC

MONTHLY GROSS REVENUE REPORT

FOR THE MONTH OF OCTOBER 2018

CASINO WIN - CURRENT MONTH

Line (a)	Type of Game (b)	Authorized Units (c)	Win or (Loss) (d)	Drop/Handle (e)	Win or (Loss) Percentage (f)
1	Table and Other Games	107	\$ 4,710,809	\$ 38,203,691	12.3%
2	Poker	8	\$ 155,050		
3	Slot Machines	1,937	\$ 8,219,645	\$ 88,414,319	9.3%
4	Total Casino Win		\$ 13,085,504		

GROSS REVENUE

5	Year-to-Date Table and Other Games and Poker Win	\$ 20,804,444	
6	Year-to-Date Slot Machine Win	\$ 45,619,477	
7	Year-to-Date Total Casino Win		\$ 66,423,921
8	Adjustments		\$ -
9	Year-To-Date Gross Revenue		\$ 66,423,921
10	Authorized Casino Square Footage - End of Month	131,083	
11	Authorized Simulcasting Square Footage - End of Month	-	
12	Simulcasting Revenue for the Month.....	\$ -	
13	Simulcasting Handle for the Month.....	\$ -	
14	Promotional Gaming Credits Wagered for the Month.....	\$ 2,364,861	

Under penalties of perjury, I declare that I have examined this report, and to the best of my knowledge and belief, it is true and complete.

November 08, 2018

DATE



Robert L. Smith

Casino Controller (9881.11)

Title (License #)

RESORTS CASINO HOTEL (DGMB CASINO LLC)

MONTHLY GROSS REVENUE REPORT

FOR THE MONTH OF OCTOBER 2018

CASINO WIN - CURRENT MONTH

Line (a)	Type of Game (b)	Authorized Units (c)	Win or (Loss) (d)	Drop/Handle (e)	Win or (Loss) Percentage (f)
1	Table and Other Games	68	\$ 2,879,860	\$ 22,979,541	12.5%
2	Poker	0	\$ -		
3	Slot Machines	1,416	\$ 10,878,083	\$ 120,173,583	9.1%
4	Total Casino Win		\$ 13,757,943		

GROSS REVENUE

5	Year-to-Date Table and Other Games and Poker Win	\$ 32,186,059
6	Year-to-Date Slot Machine Win	\$ 120,751,723
7	Year-to-Date Total Casino Win	\$ 152,937,782
8	Adjustments	\$ -
9	Year-To-Date Gross Revenue	\$ 152,937,782
10	Authorized Casino Square Footage - End of Month	82,877
11	Authorized Simulcasting Square Footage - End of Month	-
12	Simulcasting Revenue for the Month.....	\$ -
13	Simulcasting Handle for the Month.....	\$ -
14	Promotional Gaming Credits Wagered for the Month.....	\$ 2,662,232

Under penalties of perjury, I declare that I have examined this report, and to the best of my knowledge and belief, it is true and complete.

November 8, 2018

DATE



Jeff Bohrer

Director Operational Accounting 7488-11

TITLE (LICENSE NUMBER)

TROPICANA CASINO & RESORT

MONTHLY GROSS REVENUE REPORT

FOR THE MONTH OF OCTOBER, 2018

CASINO WIN - CURRENT MONTH

Line (a)	Type of Game (b)	Authorized Units (c)	Win or (Loss) (d)	Drop/Handle (e)	Win or (Loss) Percentage (f)
1	Table and Other Games	107	\$ 5,094,057	\$ 26,026,588	19.6%
2	Poker	18	\$ 154,425		
3	Slot Machines	2,452	\$ 19,911,861	\$ 205,376,302	9.7%
4	Total Casino Win		\$ 25,160,343		

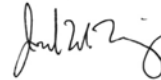
GROSS REVENUE

5	Year-to-Date Table and Other Games and Poker Win	\$ 55,597,026	
6	Year-to-Date Slot Machine Win	\$ 232,385,897	
7	Year-to-Date Total Casino Win	\$ 287,982,923	
8	Adjustments	\$ (547,335)	
9	Year-To-Date Gross Revenue	\$ 287,435,588	
10	Authorized Casino Square Footage - End of Month	127,866	
11	Authorized Simulcasting Square Footage - End of Month	-	
12	Simulcasting Revenue for the Month.....	\$ -	
13	Simulcasting Handle for the Month.....	\$ -	
14	Promotional Gaming Credits Wagered for the Month.....	\$ 3,884,341	

Under penalties of perjury, I declare that I have examined this report, and to the best of my knowledge and belief, it is true and complete.

November 9, 2018

DATE



Joseph Uhing

Casino Controller 2835-11