

BALLY'S PARK PLACE, LLC

MONTHLY GROSS REVENUE REPORT

FOR THE MONTH OF NOVEMBER, 2018

CASINO WIN - CURRENT MONTH

Line (a)	Type of Game (b)	Authorized Units (c)	Win or (Loss) (d)	Drop/Handle (e)	Win or (Loss) Percentage (f)
1	Table and Other Games	122	\$ 5,169,975	\$ 26,558,870	19.5%
2	Poker	42	\$ 182,963		
3	Slot Machines	1,776	\$ 9,009,496	\$ 104,890,064	8.6%
4	Total Casino Win		\$ 14,362,434		

GROSS REVENUE

5	Year-to-Date Table and Other Games and Poker Win	\$ 58,347,678
6	Year-to-Date Slot Machine Win	\$ 117,873,935
7	Year-to-Date Total Casino Win	\$ 176,221,613
8	Adjustments	\$ -
9	Year-To-Date Gross Revenue	\$ 176,221,613

10	Authorized Casino Square Footage - End of Month	127,247
11	Authorized Simulcasting Square Footage - End of Month	-
12	Simulcasting Revenue for the Month.....	\$ -
13	Simulcasting Handle for the Month.....	\$ -
14	Promotional Gaming Credits Wagered for the Month.....	\$ 1,561,033

Under penalties of perjury, I declare that I have examined this report, and to the best of my knowledge and belief, it is true and complete.

December 5, 2018

DATE



ANGELA BIANCHINI

OPERATIONS CONTROLLER (8454-11)

TITLE (LICENSE NUMBER)

BORGATA HOTEL CASINO & SPA MONTHLY GROSS REVENUE REPORT

FOR THE MONTH OF November, 2018

CASINO WIN - CURRENT MONTH

Line (a)	Type of Game (b)	Authorized Units (c)	Win or (Loss) (d)	Drop/Handle (e)	Win or (Loss) Percentage (f)
1	Table and Other Games	183	\$ 14,633,964	\$ 93,680,222	15.6%
2	Poker	107	\$ 1,591,442		
3	Slot Machines	2,824	\$ 39,563,565	\$ 467,364,924	8.5%
4	Total Casino Win		\$ 55,788,971		


GROSS REVENUE

5	Year-to-Date Table and Other Games and Poker Win	\$ 202,031,969	
6	Year-to-Date Slot Machine Win	\$ 451,281,232	
7	Year-to-Date Total Casino Win	\$ 653,313,201	
8	Adjustments	\$ -	
9	Year-To-Date Gross Revenue	\$ 653,313,201	
10	Authorized Casino Square Footage - End of Month	136,771	
11	Authorized Simulcasting Square Footage - End of Month	23,620	
12	Simulcasting Revenue for the Month.....	\$ 178,863	
13	Simulcasting Handle for the Month.....	\$ 2,270,814	
14	Promotional Gaming Credits Wagered for the Month.....	\$ 6,445,420	

Under penalties of perjury, I declare that I have examined this report, and to the best of my knowledge and belief, it is true and complete.

December 9, 2018

DATE



Betty J. Parker

Casino Controller 8038-11

TITLE (LICENSE NUMBER)

CAESARS ATLANTIC CITY

MONTHLY GROSS REVENUE REPORT

FOR THE MONTH OF NOVEMBER, 2018

CASINO WIN - CURRENT MONTH

Line (a)	Type of Game (b)	Authorized Units (c)	Win or (Loss) (d)	Drop/Handle (e)	Win or (Loss) Percentage (f)
1	Table and Other Games	131	\$ 8,175,866	\$ 37,714,348	21.7%
2	Poker	0	\$ -		
3	Slot Machines	1,894	\$ 14,123,757	\$ 157,449,376	9.0%
4	Total Casino Win		\$ 22,299,623		

GROSS REVENUE

5	Year-to-Date Table and Other Games and Poker Win	\$ 87,077,030
6	Year-to-Date Slot Machine Win	\$ 172,857,870
7	Year-to-Date Total Casino Win	\$ 259,934,900
8	Adjustments	\$ 50,554
9	Year-To-Date Gross Revenue	\$ 259,985,454
10	Authorized Casino Square Footage - End of Month	115,924
11	Authorized Simulcasting Square Footage - End of Month	-
12	Simulcasting Revenue for the Month.....	\$ -
13	Simulcasting Handle for the Month.....	\$ -
14	Promotional Gaming Credits Wagered for the Month.....	\$ 2,233,713

Under penalties of perjury, I declare that I have examined this report, and to the best of my knowledge and belief, it is true and complete.

December 10, 2018

DATE



Gail Myers

OPERATIONS CONTROLLER(3470-11)
TITLE (LICENSE NUMBER)

GOLDEN NUGGET

MONTHLY GROSS REVENUE REPORT

FOR THE MONTH OF NOVEMBER, 2018

CASINO WIN - CURRENT MONTH

Line (a)	Type of Game (b)	Authorized Units (c)	Win or (Loss) (d)	Drop/Handle (e)	Win or (Loss) Percentage (f)
1	Table and Other Games	81	\$ 4,003,085	\$ 22,888,614	17.5%
2	Poker	9	\$ 86,423		
3	Slot Machines	1,460	\$ 12,270,986	\$ 131,681,616	9.3%
4	Total Casino Win		\$ 16,360,494		

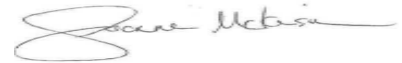
GROSS REVENUE

5	Year-to-Date Table and Other Games and Poker Win	\$ 56,366,872	
6	Year-to-Date Slot Machine Win	\$ 148,418,047	
7	Year-to-Date Total Casino Win	\$ 204,784,919	
8	Adjustments	\$ -	
9	Year-To-Date Gross Revenue	\$ 204,784,919	
10	Authorized Casino Square Footage - End of Month	78,464	
11	Authorized Simulcasting Square Footage - End of Month	-	
12	Simulcasting Revenue for the Month.....	\$ -	
13	Simulcasting Handle for the Month.....	\$ -	
14	Promotional Gaming Credits Wagered for the Month.....	\$ 2,913,362	

Under penalties of perjury, I declare that I have examined this report, and to the best of my knowledge and belief, it is true and complete.

December 5, 2018

DATE



Joanne McKensie

Director of Finance/Controller 1231.11

TITLE (LICENSE NUMBER)

HARD ROCK ATLANTIC CITY

MONTHLY GROSS REVENUE REPORT

FOR THE MONTH OF NOVEMBER, 2018

CASINO WIN - CURRENT MONTH

Line (a)	Type of Game (b)	Authorized Units (c)	Win or (Loss) (d)	Drop/Handle (e)	Win or (Loss) Percentage (f)
1	Table and Other Games	152	\$ 7,035,656	\$ 53,573,246	13.1%
2	Poker	0	\$ -		
3	Slot Machines	2,065	\$ 14,457,606	\$ 158,862,849	9.1%
4	Total Casino Win		\$ 21,493,262		

GROSS REVENUE

5	Year-to-Date Table and Other Games and Poker Win	\$	42,235,880
6	Year-to-Date Slot Machine Win	\$	95,748,691
7	Year-to-Date Total Casino Win	\$	137,984,571
8	Adjustments	\$	-
9	Year-To-Date Gross Revenue	\$	137,984,571
10	Authorized Casino Square Footage - End of Month		119,901
11	Authorized Simulcasting Square Footage - End of Month		-
12	Simulcasting Revenue for the Month.....	\$	-
13	Simulcasting Handle for the Month.....	\$	-
14	Promotional Gaming Credits Wagered for the Month.....	\$	3,255,994

Under penalties of perjury, I declare that I have examined this report, and to the best of my knowledge and belief, it is true and complete.

December 6, 2018

DATE



FRANK POLLOCK

CASINO CONTROLLER 9869-11

HARRAH'S RESORT ATLANTIC CITY

MONTHLY GROSS REVENUE REPORT

FOR THE MONTH OF NOVEMBER 2018

CASINO WIN - CURRENT MONTH

Line (a)	Type of Game (b)	Authorized Units (c)	Win or (Loss) (d)	Drop/Handle (e)	Win or (Loss) Percentage (f)
1	Table and Other Games	133	\$ 5,473,658	\$ 30,160,944	18.1%
2	Poker	37	\$ 177,290		
3	Slot Machines	2,101	\$ 19,698,515	\$ 235,809,978	8.4%
4	Total Casino Win		\$ 25,349,463		

GROSS REVENUE

5	Year-to-Date Table and Other Games and Poker Win	\$ 78,499,817	
6	Year-to-Date Slot Machine Win	\$ 230,081,741	
7	Year-to-Date Total Casino Win	\$ 308,581,558	
8	Adjustments	\$ 1,600	
9	Year-To-Date Gross Revenue	\$ 308,583,158	
10	Authorized Casino Square Footage - End of Month	156,284	
11	Authorized Simulcasting Square Footage - End of Month	-	
12	Simulcasting Revenue for the Month.....	\$ -	
13	Simulcasting Handle for the Month.....	\$ -	
14	Promotional Gaming Credits Wagered for the Month.....	\$ 2,949,234	

Under penalties of perjury, I declare that I have examined this report, and to the best of my knowledge and belief, it is true and complete.

DECEMBER 5, 2018

DATE



Alicia Magee

Operations Controller (008714-11)

TITLE (LICENSE NUMBER)

OCEAN RESORT CASINO AC

MONTHLY GROSS REVENUE REPORT

FOR THE MONTH OF NOVEMBER 2018

CASINO WIN - CURRENT MONTH

Line (a)	Type of Game (b)	Authorized Units (c)	Win or (Loss) (d)	Drop/Handle (e)	Win or (Loss) Percentage (f)
1	Table and Other Games	109	\$ 3,152,637	\$ 37,733,048	8.4%
2	Poker	8	\$ 152,638		
3	Slot Machines	1,938	\$ 8,392,630	\$ 88,748,884	9.5%
4	Total Casino Win		\$ 11,697,905		

GROSS REVENUE

5	Year-to-Date Table and Other Games and Poker Win	\$ 24,109,719	
6	Year-to-Date Slot Machine Win	\$ 54,012,106	
7	Year-to-Date Total Casino Win		\$ 78,121,825
8	Adjustments		\$ -
9	Year-To-Date Gross Revenue		\$ 78,121,825
10	Authorized Casino Square Footage - End of Month	131,083	
11	Authorized Simulcasting Square Footage - End of Month	-	
12	Simulcasting Revenue for the Month.....	\$ -	
13	Simulcasting Handle for the Month.....	\$ -	
14	Promotional Gaming Credits Wagered for the Month.....	\$ 2,254,670	

Under penalties of perjury, I declare that I have examined this report, and to the best of my knowledge and belief, it is true and complete.

December 7, 2018

DATE



Robert L. Smith

Casino Controller (9881.11)

Title (License #)

RESORTS CASINO HOTEL (DGMB CASINO LLC)

MONTHLY GROSS REVENUE REPORT

FOR THE MONTH OF NOVEMBER 2018

CASINO WIN - CURRENT MONTH

Line (a)	Type of Game (b)	Authorized Units (c)	Win or (Loss) (d)	Drop/Handle (e)	Win or (Loss) Percentage (f)
1	Table and Other Games	68	\$ 5,223,426	\$ 26,308,627	19.9%
2	Poker	0	\$ -		
3	Slot Machines	1,420	\$ 11,215,496	\$ 122,262,840	9.2%
4	Total Casino Win		\$ 16,438,922		

GROSS REVENUE

5	Year-to-Date Table and Other Games and Poker Win	\$ 37,409,485
6	Year-to-Date Slot Machine Win	\$ 131,967,219
7	Year-to-Date Total Casino Win	\$ 169,376,704
8	Adjustments	\$ -
9	Year-To-Date Gross Revenue	\$ 169,376,704
10	Authorized Casino Square Footage - End of Month	79,009
11	Authorized Simulcasting Square Footage - End of Month	-
12	Simulcasting Revenue for the Month.....	\$ -
13	Simulcasting Handle for the Month.....	\$ -
14	Promotional Gaming Credits Wagered for the Month.....	\$ 2,627,927

Under penalties of perjury, I declare that I have examined this report, and to the best of my knowledge and belief, it is true and complete.

December 7, 2018

DATE



Jeff Bohrer

Director Operational Accounting 7488-11

TITLE (LICENSE NUMBER)

TROPICANA CASINO & RESORT

MONTHLY GROSS REVENUE REPORT

FOR THE MONTH OF NOVEMBER, 2018

CASINO WIN - CURRENT MONTH

Line (a)	Type of Game (b)	Authorized Units (c)	Win or (Loss) (d)	Drop/Handle (e)	Win or (Loss) Percentage (f)
1	Table and Other Games	107	\$ 5,542,407	\$ 27,320,386	20.3%
2	Poker	18	\$ 161,022		
3	Slot Machines	2,460	\$ 19,690,376	\$ 203,620,965	9.7%
4	Total Casino Win		\$ 25,393,805		


GROSS REVENUE

5	Year-to-Date Table and Other Games and Poker Win	\$ 61,300,455	
6	Year-to-Date Slot Machine Win	\$ 252,076,273	
7	Year-to-Date Total Casino Win	\$ 313,376,728	
8	Adjustments	\$ (547,335)	
9	Year-To-Date Gross Revenue	\$ 312,829,393	
10	Authorized Casino Square Footage - End of Month	127,866	
11	Authorized Simulcasting Square Footage - End of Month	-	
12	Simulcasting Revenue for the Month.....	\$ -	
13	Simulcasting Handle for the Month.....	\$ -	
14	Promotional Gaming Credits Wagered for the Month.....	\$ 3,653,686	

Under penalties of perjury, I declare that I have examined this report, and to the best of my knowledge and belief, it is true and complete.

December 10, 2018

DATE



 Mimi Jennings-Benvenuti

 VP Finance 9749-11