

# BALLY'S PARK PLACE, LLC

## MONTHLY GROSS REVENUE REPORT

FOR THE MONTH OF DECEMBER, 2018

### CASINO WIN - CURRENT MONTH

Line (a)	Type of Game (b)	Authorized Units (c)	Win or (Loss) (d)	Drop/Handle (e)	Win or (Loss) Percentage (f)
1	Table and Other Games	122	\$ 3,897,108	\$ 26,438,570	14.7%
2	Poker	42	\$ 205,975		
3	Slot Machines	1,776	\$ 10,063,239	\$ 107,695,648	9.3%
4	Total Casino Win		\$ 14,166,322		

### GROSS REVENUE

5	Year-to-Date Table and Other Games and Poker Win .....	\$ 62,450,761
6	Year-to-Date Slot Machine Win .....	\$ 127,937,174
7	Year-to-Date Total Casino Win .....	<b>\$ 190,387,935</b>
8	Adjustments .....	\$ -
9	Year-To-Date Gross Revenue .....	<b>\$ 190,387,935</b>

10	Authorized Casino Square Footage - End of Month .....	127,247
11	Authorized Simulcasting Square Footage - End of Month .....	-
12	Simulcasting Revenue for the Month.....	\$ -
13	Simulcasting Handle for the Month.....	\$ -
14	Promotional Gaming Credits Wagered for the Month.....	\$ 1,609,582

Under penalties of perjury, I declare that I have examined this report, and to the best of my knowledge and belief, it is true and complete.

January 8, 2019

DATE



ANGELA BIANCHINI

OPERATIONS CONTROLLER (8454-11)

TITLE (LICENSE NUMBER)

# BORGATA HOTEL CASINO & SPA

## MONTHLY GROSS REVENUE REPORT

FOR THE MONTH OF December, 2018

### CASINO WIN - CURRENT MONTH

Line (a)	Type of Game (b)	Authorized Units (c)	Win or (Loss) (d)	Drop/Handle (e)	Win or (Loss) Percentage (f)
1	Table and Other Games	183	\$ 19,302,278	\$ 103,791,395	18.6%
2	Poker	77	\$ 1,263,904		
3	Slot Machines	2,825	\$ 36,875,271	\$ 457,978,432	8.1%
4	Total Casino Win		\$ 57,441,453		


### GROSS REVENUE

5	Year-to-Date Table and Other Games and Poker Win .....	\$ 222,598,151	
6	Year-to-Date Slot Machine Win .....	\$ 488,156,503	
7	Year-to-Date Total Casino Win .....		\$ 710,754,654
8	Adjustments .....		\$ -
9	Year-To-Date Gross Revenue .....		\$ 710,754,654
10	Authorized Casino Square Footage - End of Month .....	136,771	
11	Authorized Simulcasting Square Footage - End of Month .....	23,620	
12	Simulcasting Revenue for the Month.....	\$ 172,860	
13	Simulcasting Handle for the Month.....	\$ 2,073,119	
14	Promotional Gaming Credits Wagered for the Month.....	\$ 5,676,211	

Under penalties of perjury, I declare that I have examined this report, and to the best of my knowledge and belief, it is true and complete.

January 9, 2019

DATE



Betty J. Parker

Casino Controller 8038-11

TITLE (LICENSE NUMBER)

# CAESARS ATLANTIC CITY

## MONTHLY GROSS REVENUE REPORT

FOR THE MONTH OF DECEMBER, 2018

### CASINO WIN - CURRENT MONTH

Line (a)	Type of Game (b)	Authorized Units (c)	Win or (Loss) (d)	Drop/Handle (e)	Win or (Loss) Percentage (f)
1	Table and Other Games	131	\$ 6,672,448	\$ 41,641,345	16.0%
2	Poker	0	\$ -		
3	Slot Machines	1,894	\$ 14,724,135	\$ 162,648,622	9.1%
4	Total Casino Win		\$ 21,396,583		

### GROSS REVENUE

5	Year-to-Date Table and Other Games and Poker Win .....	\$ 93,749,478
6	Year-to-Date Slot Machine Win .....	\$ 187,582,005
7	Year-to-Date Total Casino Win .....	<b>\$ 281,331,483</b>
8	Adjustments .....	<b>\$ 50,554</b>
9	Year-To-Date Gross Revenue .....	<b>\$ 281,382,037</b>
10	Authorized Casino Square Footage - End of Month .....	115,924
11	Authorized Simulcasting Square Footage - End of Month .....	-
12	Simulcasting Revenue for the Month.....	\$ -
13	Simulcasting Handle for the Month.....	\$ -
14	Promotional Gaming Credits Wagered for the Month.....	\$ 2,295,826

Under penalties of perjury, I declare that I have examined this report, and to the best of my knowledge and belief, it is true and complete.

January 8, 2019

DATE



Gail Myers

OPERATIONS CONTROLLER(3470-11)

TITLE (LICENSE NUMBER)

# GOLDEN NUGGET

## MONTHLY GROSS REVENUE REPORT

FOR THE MONTH OF DECEMBER, 2018

### CASINO WIN - CURRENT MONTH


Line (a)	Type of Game (b)	Authorized Units (c)	Win or (Loss) (d)	Drop/Handle (e)	Win or (Loss) Percentage (f)
1	Table and Other Games	81	\$ 4,707,974	\$ 23,486,501	20.0%
2	Poker	9	\$ 77,138		
3	Slot Machines	1,460	\$ 11,772,832	\$ 125,751,900	9.4%
4	Total Casino Win		\$ 16,557,944		

### GROSS REVENUE

5	Year-to-Date Table and Other Games and Poker Win .....	\$	61,151,984
6	Year-to-Date Slot Machine Win .....	\$	160,190,879
7	Year-to-Date Total Casino Win .....	\$	<b>221,342,863</b>
8	Adjustments .....	\$	-
9	Year-To-Date Gross Revenue .....	\$	<b>221,342,863</b>
10	Authorized Casino Square Footage - End of Month .....		78,464
11	Authorized Simulcasting Square Footage - End of Month .....		-
12	Simulcasting Revenue for the Month.....	\$	-
13	Simulcasting Handle for the Month.....	\$	-
14	Promotional Gaming Credits Wagered for the Month.....	\$	2,570,092

Under penalties of perjury, I declare that I have examined this report, and to the best of my knowledge and belief, it is true and complete.

JANUARY 7, 2019  
\_\_\_\_\_  
DATE

  
 \_\_\_\_\_  
 Joanne McKensie  
 \_\_\_\_\_  
 Director of Finance/Controller 1231.11

# HARD ROCK ATLANTIC CITY

## MONTHLY GROSS REVENUE REPORT

FOR THE MONTH OF DECEMBER, 2018

### CASINO WIN - CURRENT MONTH

Line (a)	Type of Game (b)	Authorized Units (c)	Win or (Loss) (d)	Drop/Handle (e)	Win or (Loss) Percentage (f)
1	Table and Other Games	152	\$ 8,630,085	\$ 57,507,446	15.0%
2	Poker	0	\$ -		
3	Slot Machines	2,068	\$ 15,012,251	\$ 164,291,509	9.1%
4	Total Casino Win		\$ 23,642,336		

### GROSS REVENUE

5	Year-to-Date Table and Other Games and Poker Win .....	\$ 50,865,965	
6	Year-to-Date Slot Machine Win .....	\$ 110,760,942	
7	Year-to-Date Total Casino Win .....	<b>\$ 161,626,907</b>	
8	Adjustments .....	\$ -	
9	Year-To-Date Gross Revenue .....	<b>\$ 161,626,907</b>	
10	Authorized Casino Square Footage - End of Month .....	119,901	
11	Authorized Simulcasting Square Footage - End of Month .....	-	
12	Simulcasting Revenue for the Month.....	\$ -	
13	Simulcasting Handle for the Month.....	\$ -	
14	Promotional Gaming Credits Wagered for the Month.....	\$ 3,403,649	

Under penalties of perjury, I declare that I have examined this report, and to the best of my knowledge and belief, it is true and complete.

January 10, 2019

DATE



FRANK POLLOCK

CASINO CONTROLLER 9869-11

# HARRAH'S RESORT ATLANTIC CITY

## MONTHLY GROSS REVENUE REPORT

FOR THE MONTH OF DECEMBER 2018

### CASINO WIN - CURRENT MONTH

Line (a)	Type of Game (b)	Authorized Units (c)	Win or (Loss) (d)	Drop/Handle (e)	Win or (Loss) Percentage (f)
1	Table and Other Games	133	\$ 5,096,494	\$ 30,216,903	16.9%
2	Poker	37	\$ 185,956		
3	Slot Machines	2,101	\$ 18,316,977	\$ 231,441,707	7.9%
4	Total Casino Win		\$ 23,599,427		

### GROSS REVENUE

5	Year-to-Date Table and Other Games and Poker Win .....	\$	83,782,267
6	Year-to-Date Slot Machine Win .....	\$	248,398,718
7	Year-to-Date Total Casino Win .....	<b>\$</b>	<b>332,180,985</b>
8	Adjustments .....	<b>\$</b>	<b>1,600</b>
9	Year-To-Date Gross Revenue .....	<b>\$</b>	<b>332,182,585</b>
10	Authorized Casino Square Footage - End of Month .....		156,284
11	Authorized Simulcasting Square Footage - End of Month .....		-
12	Simulcasting Revenue for the Month.....	\$	-
13	Simulcasting Handle for the Month.....	\$	-
14	Promotional Gaming Credits Wagered for the Month.....	\$	2,726,867

Under penalties of perjury, I declare that I have examined this report, and to the best of my knowledge and belief, it is true and complete.

January 8, 2019

DATE



Alicia Magee

Operations Controller (008714-11)

TITLE (LICENSE NUMBER)

# OCEAN RESORT CASINO AC

## MONTHLY GROSS REVENUE REPORT

### FOR THE MONTH OF DECEMBER 2018

#### CASINO WIN - CURRENT MONTH

Line (a)	Type of Game (b)	Authorized Units (c)	Win or (Loss) (d)	Drop/Handle (e)	Win or (Loss) Percentage (f)
1	Table and Other Games	117	\$ 3,291,058	\$ 40,179,482	8.2%
2	Poker	8	\$ 137,523		
3	Slot Machines	1,934	\$ 8,471,326	\$ 89,717,758	9.4%
4	Total Casino Win		\$ 11,899,907		

#### GROSS REVENUE

5	Year-to-Date Table and Other Games and Poker Win .....	\$ 27,538,300
6	Year-to-Date Slot Machine Win .....	\$ 62,483,432
7	Year-to-Date Total Casino Win .....	<b>\$ 90,021,732</b>
8	Adjustments .....	\$ -
9	Year-To-Date Gross Revenue .....	<b>\$ 90,021,732</b>
10	Authorized Casino Square Footage - End of Month .....	131,083
11	Authorized Simulcasting Square Footage - End of Month .....	-
12	Simulcasting Revenue for the Month.....	\$ -
13	Simulcasting Handle for the Month.....	\$ -
14	Promotional Gaming Credits Wagered for the Month.....	\$ 2,203,279

Under penalties of perjury, I declare that I have examined this report, and to the best of my knowledge and belief, it is true and complete.

January 9, 2019

DATE



Robert L. Smith

Casino Controller (9881.11)

Title (License #)

# RESORTS CASINO HOTEL (DGMB CASINO LLC)

## MONTHLY GROSS REVENUE REPORT

FOR THE MONTH OF DECEMBER 2018

### CASINO WIN - CURRENT MONTH

Line (a)	Type of Game (b)	Authorized Units (c)	Win or (Loss) (d)	Drop/Handle (e)	Win or (Loss) Percentage (f)
1	Table and Other Games	68	\$ 3,450,923	\$ 23,427,284	14.7%
2	Poker	0	\$ -		
3	Slot Machines	1,425	\$ 10,764,255	\$ 111,198,763	9.7%
4	Total Casino Win		\$ 14,215,178		

### GROSS REVENUE

5	Year-to-Date Table and Other Games and Poker Win .....	\$ 40,860,408
6	Year-to-Date Slot Machine Win .....	\$ 142,731,474
7	Year-to-Date Total Casino Win .....	<b>\$ 183,591,882</b>
8	Adjustments .....	\$ -
9	Year-To-Date Gross Revenue .....	<b>\$ 183,591,882</b>
10	Authorized Casino Square Footage - End of Month .....	79,009
11	Authorized Simulcasting Square Footage - End of Month .....	-
12	Simulcasting Revenue for the Month.....	\$ -
13	Simulcasting Handle for the Month.....	\$ -
14	Promotional Gaming Credits Wagered for the Month.....	\$ 2,433,635

Under penalties of perjury, I declare that I have examined this report, and to the best of my knowledge and belief, it is true and complete.

January 8, 2019

DATE



Jeff Bohrer

Director Operational Accounting 7488-11

TITLE (LICENSE NUMBER)



# TROPICANA CASINO & RESORT

## MONTHLY GROSS REVENUE REPORT

FOR THE MONTH OF DECEMBER, 2018

### CASINO WIN - CURRENT MONTH

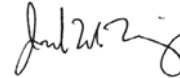
Line (a)	Type of Game (b)	Authorized Units (c)	Win or (Loss) (d)	Drop/Handle (e)	Win or (Loss) Percentage (f)
1	Table and Other Games	107	\$ 5,380,179	\$ 29,163,015	18.4%
2	Poker	18	\$ 181,566		
3	Slot Machines	2,464	\$ 20,577,297	\$ 215,654,451	9.5%
4	Total Casino Win		\$ 26,139,042		

### GROSS REVENUE

5	Year-to-Date Table and Other Games and Poker Win .....	\$ 66,862,200
6	Year-to-Date Slot Machine Win .....	\$ 272,653,570
7	Year-to-Date Total Casino Win .....	<b>\$ 339,515,770</b>
8	Adjustments .....	<b>\$ (547,335)</b>
9	Year-To-Date Gross Revenue .....	<b>\$ 338,968,435</b>
10	Authorized Casino Square Footage - End of Month .....	127,866
11	Authorized Simulcasting Square Footage - End of Month .....	-
12	Simulcasting Revenue for the Month.....	\$ -
13	Simulcasting Handle for the Month.....	\$ -
14	Promotional Gaming Credits Wagered for the Month.....	\$ 3,505,163

Under penalties of perjury, I declare that I have examined this report, and to the best of my knowledge and belief, it is true and complete.

January 9, 2019  
DATE



Joseph Uhing

Casino Controller 2835-11