

**BALLY'S PARK PLACE, LLC**  
**MONTHLY GROSS REVENUE REPORT**  
**FOR THE MONTH OF JANUARY, 2019**

**CASINO WIN - CURRENT MONTH**

Line (a)	Type of Game (b)	Authorized Units (c)	Win or (Loss) (d)	Drop/Handle (e)	Win or (Loss) Percentage (f)
1	Table and Other Games	122	\$ 4,041,507	\$ 23,801,373	17.0%
2	Poker	42	\$ 180,766		
3	Slot Machines	1,774	\$ 7,909,134	\$ 88,919,160	8.9%
4	Total Casino Win		\$ 12,131,407		

**GROSS REVENUE**

5	Year-to-Date Table and Other Games and Poker Win .....	\$ 4,222,273	
6	Year-to-Date Slot Machine Win .....	\$ 7,909,134	
7	Year-to-Date Total Casino Win .....		\$ 12,131,407
8	Adjustments .....		\$ -
9	Year-To-Date Gross Revenue .....		\$ 12,131,407
10	Authorized Casino Square Footage - End of Month .....	127,247	
11	Authorized Simulcasting Square Footage - End of Month .....	-	
12	Simulcasting Revenue for the Month.....	\$ -	
13	Simulcasting Handle for the Month.....	\$ -	
14	Promotional Gaming Credits Wagered for the Month.....	\$ 1,399,772	

Under penalties of perjury, I declare that I have examined this report, and to the best of my knowledge and belief, it is true and complete.

February 7, 2019

DATE



ANGELA BIANCHINI

OPERATIONS CONTROLLER (8454-11)

TITLE (LICENSE NUMBER)

# BORGATA HOTEL CASINO & SPA MONTHLY GROSS REVENUE REPORT

FOR THE MONTH OF **January, 2019**

## CASINO WIN - CURRENT MONTH

Line (a)	Type of Game (b)	Authorized Units (c)	Win or (Loss) (d)	Drop/Handle (e)	Win or (Loss) Percentage (f)
1	Table and Other Games	184	\$ 13,599,005	\$ 95,186,523	14.3%
2	Poker	129	\$ 2,619,631		
3	Slot Machines	2,825	\$ 34,165,131	\$ 427,858,166	8.0%
4	Total Casino Win		\$ 50,383,767		


## GROSS REVENUE

5	Year-to-Date Table and Other Games and Poker Win .....	\$ 16,218,636	
6	Year-to-Date Slot Machine Win .....	\$ 34,165,131	
7	Year-to-Date Total Casino Win .....		<b>\$ 50,383,767</b>
8	Adjustments .....		\$ -
9	Year-To-Date Gross Revenue .....		<b>\$ 50,383,767</b>
10	Authorized Casino Square Footage - End of Month .....	154,476	
11	Authorized Simulcasting Square Footage - End of Month .....	23,620	
12	Simulcasting Revenue for the Month.....	\$ 160,940	
13	Simulcasting Handle for the Month.....	\$ 1,915,477	
14	Promotional Gaming Credits Wagered for the Month.....	\$ 6,176,567	

Under penalties of perjury, I declare that I have examined this report, and to the best of my knowledge and belief, it is true and complete.

February 7, 2019

DATE



Betty J. Parker

Casino Controller 8038-11

TITLE (LICENSE NUMBER)

# CAESARS ATLANTIC CITY

## MONTHLY GROSS REVENUE REPORT

FOR THE MONTH OF JANUARY, 2019

### CASINO WIN - CURRENT MONTH

Line (a)	Type of Game (b)	Authorized Units (c)	Win or (Loss) (d)	Drop/Handle (e)	Win or (Loss) Percentage (f)
1	Table and Other Games	131	\$ 5,208,302	\$ 32,353,928	16.1%
2	Poker	0	\$ -		
3	Slot Machines	1,894	\$ 11,902,001	\$ 138,051,138	8.6%
4	Total Casino Win		\$ 17,110,303		

### GROSS REVENUE

5	Year-to-Date Table and Other Games and Poker Win .....	\$ 5,208,302
6	Year-to-Date Slot Machine Win .....	\$ 11,902,001
7	Year-to-Date Total Casino Win .....	<b>\$ 17,110,303</b>
8	Adjustments .....	\$ -
9	Year-To-Date Gross Revenue .....	<b>\$ 17,110,303</b>
10	Authorized Casino Square Footage - End of Month .....	115,924
11	Authorized Simulcasting Square Footage - End of Month .....	-
12	Simulcasting Revenue for the Month.....	\$ -
13	Simulcasting Handle for the Month.....	\$ -
14	Promotional Gaming Credits Wagered for the Month.....	\$ 2,049,109

Under penalties of perjury, I declare that I have examined this report, and to the best of my knowledge and belief, it is true and complete.

February 8, 2019

DATE



Gail Myers

OPERATIONS CONTROLLER(3470-11)

TITLE (LICENSE NUMBER)

# GOLDEN NUGGET

## MONTHLY GROSS REVENUE REPORT

FOR THE MONTH OF JANUARY, 2019

### CASINO WIN - CURRENT MONTH

Line (a)	Type of Game (b)	Authorized Units (c)	Win or (Loss) (d)	Drop/Handle (e)	Win or (Loss) Percentage (f)
1	Table and Other Games	81	\$ 4,033,304	\$ 20,627,532	19.6%
2	Poker	9	\$ 93,602		
3	Slot Machines	1,460	\$ 10,455,874	\$ 113,528,272	9.2%
4	Total Casino Win		\$ 14,582,780		

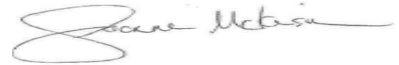
### GROSS REVENUE

5	Year-to-Date Table and Other Games and Poker Win .....	\$ 4,126,906	
6	Year-to-Date Slot Machine Win .....	\$ 10,455,874	
7	Year-to-Date Total Casino Win .....		<b>\$ 14,582,780</b>
8	Adjustments .....		<b>\$ -</b>
9	Year-To-Date Gross Revenue .....		<b>\$ 14,582,780</b>
10	Authorized Casino Square Footage - End of Month .....	78,464	
11	Authorized Simulcasting Square Footage - End of Month .....	-	
12	Simulcasting Revenue for the Month.....	\$ -	
13	Simulcasting Handle for the Month.....	\$ -	
14	Promotional Gaming Credits Wagered for the Month.....	\$ 2,253,938	

Under penalties of perjury, I declare that I have examined this report, and to the best of my knowledge and belief, it is true and complete.

February 6, 2019

DATE



Joanne McKensie

Director of Finance/Controller 1231.11

# HARD ROCK ATLANTIC CITY

## MONTHLY GROSS REVENUE REPORT

FOR THE MONTH OF JANUARY, 2019

### CASINO WIN - CURRENT MONTH

Line (a)	Type of Game (b)	Authorized Units (c)	Win or (Loss) (d)	Drop/Handle (e)	Win or (Loss) Percentage (f)
1	Table and Other Games	152	\$ 2,411,472	\$ 49,909,054	4.8%
2	Poker	0	\$ -		
3	Slot Machines	2,072	\$ 13,165,961	\$ 149,102,661	8.8%
4	Total Casino Win		\$ 15,577,433		

### GROSS REVENUE

5	Year-to-Date Table and Other Games and Poker Win .....	\$ 2,411,472	
6	Year-to-Date Slot Machine Win .....	\$ 13,165,961	
7	Year-to-Date Total Casino Win .....		<b>\$ 15,577,433</b>
8	Adjustments .....		<b>\$ -</b>
9	Year-To-Date Gross Revenue .....		<b>\$ 15,577,433</b>
10	Authorized Casino Square Footage - End of Month .....	121,089	
11	Authorized Simulcasting Square Footage - End of Month .....	-	
12	Simulcasting Revenue for the Month.....	\$ -	
13	Simulcasting Handle for the Month.....	\$ -	
14	Promotional Gaming Credits Wagered for the Month.....	\$ 2,810,260	

Under penalties of perjury, I declare that I have examined this report, and to the best of my knowledge and belief, it is true and complete.

February 11, 2019

DATE



FRANK POLLOCK

CASINO CONTROLLER 9869-11

# HARRAH'S RESORT ATLANTIC CITY

## MONTHLY GROSS REVENUE REPORT

FOR THE MONTH OF JANUARY 2019

### CASINO WIN - CURRENT MONTH

Line (a)	Type of Game (b)	Authorized Units (c)	Win or (Loss) (d)	Drop/Handle (e)	Win or (Loss) Percentage (f)
1	Table and Other Games	133	\$ 5,043,032	\$ 28,285,744	17.8%
2	Poker	37	\$ 206,102		
3	Slot Machines	2,101	\$ 16,251,661	\$ 208,011,214	7.8%
4	Total Casino Win		\$ 21,500,795		

### GROSS REVENUE

5	Year-to-Date Table and Other Games and Poker Win .....	\$ 5,249,134	
6	Year-to-Date Slot Machine Win .....	\$ 16,251,661	
7	Year-to-Date Total Casino Win .....	\$	<b>21,500,795</b>
8	Adjustments .....	\$	-
9	Year-To-Date Gross Revenue .....	\$	<b>21,500,795</b>
10	Authorized Casino Square Footage - End of Month .....	156,284	
11	Authorized Simulcasting Square Footage - End of Month .....	-	
12	Simulcasting Revenue for the Month.....	\$ -	
13	Simulcasting Handle for the Month.....	\$ -	
14	Promotional Gaming Credits Wagered for the Month.....	\$ 2,603,320	

Under penalties of perjury, I declare that I have examined this report, and to the best of my knowledge and belief, it is true and complete.

February 6, 2019  
\_\_\_\_\_  
DATE

*Alicia Magee*  
\_\_\_\_\_  
Alicia Magee  
  
Operations Controller (008714-11)  
\_\_\_\_\_  
TITLE (LICENSE NUMBER)

# OCEAN RESORT CASINO AC

## MONTHLY GROSS REVENUE REPORT

FOR THE MONTH OF JANUARY 2019

### CASINO WIN - CURRENT MONTH


Line (a)	Type of Game (b)	Authorized Units (c)	Win or (Loss) (d)	Drop/Handle (e)	Win or (Loss) Percentage (f)
1	Table and Other Games	117	\$ 5,666,424	\$ 35,638,488	15.9%
2	Poker	8	\$ 123,908		
3	Slot Machines	1,934	\$ 6,593,152	\$ 75,869,300	8.7%
4	Total Casino Win		\$ 12,383,484		

### GROSS REVENUE

5	Year-to-Date Table and Other Games and Poker Win .....	\$ 5,790,332	
6	Year-to-Date Slot Machine Win .....	\$ 6,593,152	
7	Year-to-Date Total Casino Win .....		<b>\$ 12,383,484</b>
8	Adjustments .....		\$ -
9	Year-To-Date Gross Revenue .....		<b>\$ 12,383,484</b>
10	Authorized Casino Square Footage - End of Month .....	132,185	
11	Authorized Simulcasting Square Footage - End of Month .....	-	
12	Simulcasting Revenue for the Month.....	\$ -	
13	Simulcasting Handle for the Month.....	\$ -	
14	Promotional Gaming Credits Wagered for the Month.....	\$ 1,974,454	

Under penalties of perjury, I declare that I have examined this report, and to the best of my knowledge and belief, it is true and complete.

February 8, 2019  
\_\_\_\_\_  
DATE

  
 \_\_\_\_\_  
 Robert L. Smith  
 \_\_\_\_\_  
 Casino Controller (9881.11)  
 Title (License #)

# RESORTS CASINO HOTEL (DGMB CASINO LLC)

## MONTHLY GROSS REVENUE REPORT

FOR THE MONTH OF JANUARY 2019

### CASINO WIN - CURRENT MONTH

Line (a)	Type of Game (b)	Authorized Units (c)	Win or (Loss) (d)	Drop/Handle (e)	Win or (Loss) Percentage (f)
1	Table and Other Games	68	\$ 3,485,367	\$ 18,787,518	18.6%
2	Poker	0	\$ -		
3	Slot Machines	1,424	\$ 9,165,866	\$ 102,165,822	9.0%
4	Total Casino Win		\$ 12,651,233		

### GROSS REVENUE

5	Year-to-Date Table and Other Games and Poker Win .....	\$ 3,485,367	
6	Year-to-Date Slot Machine Win .....	\$ 9,165,866	
7	Year-to-Date Total Casino Win .....		<b>\$ 12,651,233</b>
8	Adjustments .....		<b>\$ -</b>
9	Year-To-Date Gross Revenue .....		<b>\$ 12,651,233</b>
10	Authorized Casino Square Footage - End of Month .....	79,009	
11	Authorized Simulcasting Square Footage - End of Month .....	-	
12	Simulcasting Revenue for the Month.....	\$ -	
13	Simulcasting Handle for the Month.....	\$ -	
14	Promotional Gaming Credits Wagered for the Month.....	\$ 2,300,049	

Under penalties of perjury, I declare that I have examined this report, and to the best of my knowledge and belief, it is true and complete.

February 8, 2019  
\_\_\_\_\_  
DATE

  
\_\_\_\_\_  
Jeff Bohrer

Director Operational Accounting 7488-11  
\_\_\_\_\_  
TITLE (LICENSE NUMBER)



# TROPICANA CASINO & RESORT

## MONTHLY GROSS REVENUE REPORT

FOR THE MONTH OF JANUARY, 2019

### CASINO WIN - CURRENT MONTH

Line (a)	Type of Game (b)	Authorized Units (c)	Win or (Loss) (d)	Drop/Handle (e)	Win or (Loss) Percentage (f)
1	Table and Other Games	107	\$ 4,307,442	\$ 24,624,852	17.5%
2	Poker	18	\$ 162,623		
3	Slot Machines	2,317	\$ 16,484,731	\$ 177,939,718	9.3%
4	Total Casino Win		\$ 20,954,796		

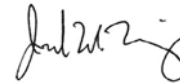
### GROSS REVENUE

5	Year-to-Date Table and Other Games and Poker Win .....	\$ 4,470,065	
6	Year-to-Date Slot Machine Win .....	\$ 16,484,731	
7	Year-to-Date Total Casino Win .....		<b>\$ 20,954,796</b>
8	Adjustments .....		<b>\$ -</b>
9	Year-To-Date Gross Revenue .....		<b>\$ 20,954,796</b>
10	Authorized Casino Square Footage - End of Month .....	127,866	
11	Authorized Simulcasting Square Footage - End of Month .....	-	
12	Simulcasting Revenue for the Month.....	\$ -	
13	Simulcasting Handle for the Month.....	\$ -	
14	Promotional Gaming Credits Wagered for the Month.....	\$ 3,394,045	

Under penalties of perjury, I declare that I have examined this report, and to the best of my knowledge and belief, it is true and complete.

February 7, 2019

DATE



Joseph Uhing

Casino Controller 2835-11