

BALLY'S PARK PLACE, LLC

MONTHLY GROSS REVENUE REPORT

FOR THE MONTH OF OCTOBER, 2020

CASINO WIN - CURRENT MONTH

Line (a)	Type of Game (b)	Authorized Units (c)	Win or (Loss) (d)	Drop/Handle (e)	Win or (Loss) Percentage (f)
1	Table and Other Games	115	\$ 3,420,911	\$ 19,555,044	17.5%
2	Poker	0	\$ -		
3	Slot Machines	1,761	\$ 7,643,215	\$ 82,566,965	9.3%
4	Total Casino Win		\$ 11,064,126		

GROSS REVENUE

5	Year-to-Date Table and Other Games and Poker Win	\$ 22,419,726	
6	Year-to-Date Slot Machine Win	\$ 59,519,578	
7	Year-to-Date Total Casino Win		\$ 81,939,304
8	Adjustments		\$ -
9	Year-To-Date Gross Revenue		\$ 81,939,304
10	Authorized Casino Square Footage - End of Month	127,247	
11	Authorized Simulcasting Square Footage - End of Month	-	
12	Simulcasting Revenue for the Month.....	\$ -	
13	Simulcasting Handle for the Month.....	\$ -	
14	Promotional Gaming Credits Wagered for the Month.....	\$ 1,487,691	

Under penalties of perjury, I declare that I have examined this report, and to the best of my knowledge and belief, it is true and complete.

11/6/2020

DATE



NIEL CAFONE

OPERATIONS CONTROLLER (1861-11)

TITLE (LICENSE NUMBER)

BORGATA HOTEL CASINO & SPA
MONTHLY GROSS REVENUE REPORT
FOR THE MONTH OF October, 2020

CASINO WIN - CURRENT MONTH

Line (a)	Type of Game (b)	Authorized Units (c)	Win or (Loss) (d)	Drop/Handle (e)	Win or (Loss) Percentage (f)
1	Table and Other Games	189	\$ 11,375,306	\$ 69,080,702	16.5%
2	Poker	68	\$ 461,132		
3	Slot Machines	2,856	\$ 29,348,198	\$ 332,295,053	8.8%
4	Total Casino Win		\$ 41,184,636		

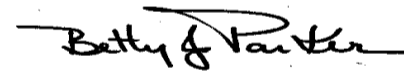
GROSS REVENUE

5	Year-to-Date Table and Other Games and Poker Win	\$ 75,926,573	
6	Year-to-Date Slot Machine Win	\$ 185,428,406	
7	Year-to-Date Total Casino Win		\$ 261,354,979
8	Adjustments		\$ -
9	Year-To-Date Gross Revenue		\$ 261,354,979
10	Authorized Casino Square Footage - End of Month	136,771	
11	Authorized Simulcasting Square Footage - End of Month	23,620	
12	Simulcasting Revenue for the Month.....	\$ 144,185	
13	Simulcasting Handle for the Month.....	\$ 1,733,926	
14	Promotional Gaming Credits Wagered for the Month.....	\$ 5,035,523	

Under penalties of perjury, I declare that I have examined this report, and to the best of my knowledge and belief, it is true and complete.

November 9, 2020

DATE



Betty J. Parker

Casino Controller 8038-11

TITLE (LICENSE NUMBER)

CAESARS ATLANTIC CITY

MONTHLY GROSS REVENUE REPORT

FOR THE MONTH OF OCTOBER, 2020

CASINO WIN - CURRENT MONTH

Line (a)	Type of Game (b)	Authorized Units (c)	Win or (Loss) (d)	Drop/Handle (e)	Win or (Loss) Percentage (f)
1	Table and Other Games	113	\$ 6,395,865	\$ 39,919,607	16.0%
2	Poker	0	\$ -		
3	Slot Machines	1,855	\$ 12,671,512	\$ 138,572,974	9.1%
4	Total Casino Win		\$ 19,067,377		

GROSS REVENUE

5	Year-to-Date Table and Other Games and Poker Win	\$ 38,314,624
6	Year-to-Date Slot Machine Win	\$ 86,483,650
7	Year-to-Date Total Casino Win	\$ 124,798,274
8	Adjustments	\$ 1,532
9	Year-To-Date Gross Revenue	\$ 124,799,806
10	Authorized Casino Square Footage - End of Month	115,924
11	Authorized Simulcasting Square Footage - End of Month	-
12	Simulcasting Revenue for the Month.....	\$ -
13	Simulcasting Handle for the Month.....	\$ -
14	Promotional Gaming Credits Wagered for the Month.....	\$ 3,009,707

Under penalties of perjury, I declare that I have examined this report, and to the best of my knowledge and belief, it is true and complete.

NOVEMBER 10, 2020

DATE



Angela Bianchini

OPERATIONS CONTROLLER(8454-11)

TITLE (LICENSE NUMBER)

GOLDEN NUGGET

MONTHLY GROSS REVENUE REPORT

FOR THE MONTH OF OCTOBER, 2020

CASINO WIN - CURRENT MONTH

Line (a)	Type of Game (b)	Authorized Units (c)	Win or (Loss) (d)	Drop/Handle (e)	Win or (Loss) Percentage (f)
1	Table and Other Games	69	\$ 1,637,225	\$ 11,927,350	13.7%
2	Poker	9	\$ -		
3	Slot Machines	1,345	\$ 8,876,154	\$ 89,141,378	10.0%
4	Total Casino Win		\$ 10,513,379		

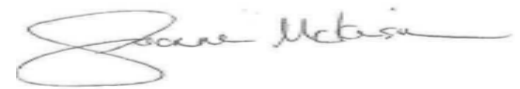
GROSS REVENUE

5	Year-to-Date Table and Other Games and Poker Win	\$ 17,913,393	
6	Year-to-Date Slot Machine Win	\$ 60,249,661	
7	Year-to-Date Total Casino Win		\$ 78,163,054
8	Adjustments		\$ 9,441
9	Year-To-Date Gross Revenue		\$ 78,172,495
10	Authorized Casino Square Footage - End of Month	78,464	
11	Authorized Simulcasting Square Footage - End of Month	-	
12	Simulcasting Revenue for the Month.....	\$ -	
13	Simulcasting Handle for the Month.....	\$ -	
14	Promotional Gaming Credits Wagered for the Month.....	\$ 1,682,711	

Under penalties of perjury, I declare that I have examined this report, and to the best of my knowledge and belief, it is true and complete

November 9, 2020

DATE



Joanne McKensie

Director of Finance/Controller 1231.11

HARD ROCK ATLANTIC CITY

MONTHLY GROSS REVENUE REPORT

FOR THE MONTH OF OCTOBER, 2020

CASINO WIN - CURRENT MONTH

Line (a)	Type of Game (b)	Authorized Units (c)	Win or (Loss) (d)	Drop/Handle (e)	Win or (Loss) Percentage (f)
1	Table and Other Games	154	\$ 8,519,016	\$ 70,060,444	12.2%
2	Poker	0	\$ -		
3	Slot Machines	2,181	\$ 20,282,936	\$ 211,590,693	9.6%
4	Total Casino Win		\$ 28,801,952		


GROSS REVENUE

5	Year-to-Date Table and Other Games and Poker Win	\$ 52,485,146	
6	Year-to-Date Slot Machine Win	\$ 118,061,394	
7	Year-to-Date Total Casino Win		\$ 170,546,540
8	Adjustments		\$ 75,884
9	Year-To-Date Gross Revenue		\$ 170,622,424
10	Authorized Casino Square Footage - End of Month	122,771	
11	Authorized Simulcasting Square Footage - End of Month	-	
12	Simulcasting Revenue for the Month.....	\$ -	
13	Simulcasting Handle for the Month.....	\$ -	
14	Promotional Gaming Credits Wagered for the Month.....	\$ 4,416,642	

Under penalties of perjury, I declare that I have examined this report, and to the best of my knowledge and belief, it is true and complete

November 6, 2020

DATE



FRANK POLLOCK

CASINO CONTROLLER 9869-11
TITLE (LICENSE NUMBER)

HARRAH'S RESORT ATLANTIC CITY

MONTHLY GROSS REVENUE REPORT

FOR THE MONTH OF OCTOBER, 2020

CASINO WIN - CURRENT MONTH

Line (a)	Type of Game (b)	Authorized Units (c)	Win or (Loss) (d)	Drop/Handle (e)	Win or (Loss) Percentage (f)
1	Table and Other Games	124	\$ 4,153,112	\$ 23,754,743	17.5%
2	Poker	37	\$ -		
3	Slot Machines	2,036	\$ 15,102,866	\$ 183,044,941	8.3%
4	Total Casino Win		\$ 19,255,978		

GROSS REVENUE

5	Year-to-Date Table and Other Games and Poker Win	\$ 31,963,440	
6	Year-to-Date Slot Machine Win	\$ 109,230,093	
7	Year-to-Date Total Casino Win		\$ 141,193,533
8	Adjustments		\$ -
9	Year-To-Date Gross Revenue		\$ 141,193,533
10	Authorized Casino Square Footage - End of Month	156,284	
11	Authorized Simulcasting Square Footage - End of Month	-	
12	Simulcasting Revenue for the Month.....	\$ -	
13	Simulcasting Handle for the Month.....	\$ -	
14	Promotional Gaming Credits Wagered for the Month.....	\$ 3,134,330	

Under penalties of perjury, I declare that I have examined this report, and to the best of my knowledge and belief, it is true and complete

November 7, 2020

DATE



Taalib-deen Muhammad

Operations Controller (008168-11)

TITLE (LICENSE NUMBER)

OCEAN CASINO RESORT AC

MONTHLY GROSS REVENUE REPORT

FOR THE MONTH OF OCTOBER 2020

CASINO WIN - CURRENT MONTH

Line (a)	Type of Game (b)	Authorized Units (c)	Win or (Loss) (d)	Drop/Handle (e)	Win or (Loss) Percentage (f)
1	Table and Other Games	105	\$ 8,989,198	\$ 48,407,677	18.6%
2	Poker	0	\$ -		
3	Slot Machines	1,762	\$ 16,194,973	\$ 160,128,879	10.1%
4	Total Casino Win		\$ 25,184,171		

GROSS REVENUE

5	Year-to-Date Table and Other Games and Poker Win	\$ 42,184,845	
6	Year-to-Date Slot Machine Win	\$ 103,091,808	
7	Year-to-Date Total Casino Win		\$ 145,276,653
8	Adjustments		\$ -
9	Year-To-Date Gross Revenue		\$ 145,276,653
10	Authorized Casino Square Footage - End of Month	132,185	
11	Authorized Simulcasting Square Footage - End of Month	-	
12	Simulcasting Revenue for the Month.....	\$ -	
13	Simulcasting Handle for the Month.....	\$ -	
14	Promotional Gaming Credits Wagered for the Month.....	\$ 4,806,971	

Under penalties of perjury, I declare that I have examined this report, and to the best of my knowledge and belief, it is true and complete

11/9/2020

DATE



Rita Smith

Operational Accounting Controller #010293-1

Title (License #)

RESORTS CASINO HOTEL (DGMB CASINO LLC)

MONTHLY GROSS REVENUE REPORT

FOR THE MONTH OF OCTOBER 2020

CASINO WIN - CURRENT MONTH

Line (a)	Type of Game (b)	Authorized Units (c)	Win or (Loss) (d)	Drop/Handle (e)	Win or (Loss) Percentage (f)
1	Table and Other Games	73	\$ 3,521,996	\$ 22,870,647	15.4%
2	Poker	0	\$ -		
3	Slot Machines	1,385	\$ 7,862,050	\$ 87,109,739	9.0%
4	Total Casino Win		\$ 11,384,046		

GROSS REVENUE

5	Year-to-Date Table and Other Games and Poker Win	\$ 20,739,174	
6	Year-to-Date Slot Machine Win	\$ 62,702,078	
7	Year-to-Date Total Casino Win		\$ 83,441,252
8	Adjustments		\$ -
9	Year-To-Date Gross Revenue		\$ 83,441,252
10	Authorized Casino Square Footage - End of Month	79,009	
11	Authorized Simulcasting Square Footage - End of Month	-	
12	Simulcasting Revenue for the Month.....	\$ -	
13	Simulcasting Handle for the Month.....	\$ -	
14	Promotional Gaming Credits Wagered for the Month.....	\$ 1,517,047	

Under penalties of perjury, I declare that I have examined this report, and to the best of my knowledge and belief, it is true and complete

November 9, 2020

DATE



Angela Tarnacki

Director Operational Accounting 010256-11
TITLE (LICENSE NUMBER)

TROPICANA CASINO & RESORT

MONTHLY GROSS REVENUE REPORT

FOR THE MONTH OF OCTOBER 2020

CASINO WIN - CURRENT MONTH

Line (a)	Type of Game (b)	Authorized Units (c)	Win or (Loss) (d)	Drop/Handle (e)	Win or (Loss) Percentage (f)
1	Table and Other Games	102	\$ 4,783,393	\$ 23,365,700	20.5%
2	Poker	18	\$ -		
3	Slot Machines	2,357	\$ 14,871,651	\$ 155,185,971	9.6%
4	Total Casino Win		\$ 19,655,044		

GROSS REVENUE

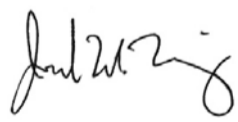
5	Year-to-Date Table and Other Games and Poker Win	\$ 29,044,948	
6	Year-to-Date Slot Machine Win	\$ 103,128,312	
7	Year-to-Date Total Casino Win		\$ 132,173,260
8	Adjustments		\$ -
9	Year-To-Date Gross Revenue		\$ 132,173,260

10	Authorized Casino Square Footage - End of Month	121,909
11	Authorized Simulcasting Square Footage - End of Month	-
12	Simulcasting Revenue for the Month.....	\$ -
13	Simulcasting Handle for the Month.....	\$ -
14	Promotional Gaming Credits Wagered for the Month.....	\$ 2,586,529

Under penalties of perjury, I declare that I have examined this report, and to the best of my knowledge and belief, it is true and complete

November 7, 2020

DATE



 Joseph Uhing
 Casino Controller 2835-11

 TITLE (LICENSE NUMBER)