

**PREMIER ENTERTAINMENT AC, LLC DBA BALLY'S AC
MONTHLY SPORTS WAGERING TAX RETURN
FOR THE MONTH OF APRIL 2024**

SPORTS WAGERING - RETAIL

| Line (a) | Description (b) | Gross Revenue/Tax (c) |
|-------------|--|--------------------------|
| 1 | Year-to-Date Retail Sports Wagering Gross Revenue | \$ (42,657) |
| 2 | Less: Last Month's Year-to-Date Retail Sports Wagering Gross Revenue | (18,314) |
| 3 | Monthly Retail Sports Wagering Gross Revenue | (24,343) |
| 4 | Monthly Adjustments | - |
| 5 | Monthly Retail Sports Wagering Promotional Gaming Credit Deduction | - |
| 6 | Monthly Taxable Retail Sports Wagering Gross Revenue | (24,343) |
| 7 | Monthly 8.5% Tax on Retail Sports Wagering Gross Revenue | (2,069) |
| 8 | Less: Retail Sports Wagering Loss Carryforward Applied (if applicable) | - |
| 9 | Total Retail Sports Wagering Tax Payment for this Month | - |

LOSS CARRYFORWARD INFORMATION (8.5% TAX):

| | | |
|----|---|---------|
| 10 | Retail Sports Wagering Loss Carryforward - End of Prior Month | (1,557) |
| 11 | Retail Sports Wagering Loss Carryforward Applied to Current Month | - |
| 12 | Retail Sports Wagering Loss - Current Month | (2,069) |
| 13 | Retail Sports Wagering Loss Carryforward - End of Current Month | (3,626) |

SPORTS WAGERING - ONLINE

| Line (a) | Description (b) | Gross Revenue/Tax (c) |
|-------------|--|--------------------------|
| 14 | Year-to-Date Online Sports Wagering Gross Revenue | \$ 233,238 |
| 15 | Less: Last Month's Year-to-Date Online Sports Wagering Gross Revenue | (19,917) |
| 16 | Monthly Online Sports Wagering Gross Revenue | 253,155 |
| 17 | Monthly Adjustments | - |
| 18 | Monthly Taxable Online Sports Wagering Gross Revenue | 253,155 |
| 19 | Monthly 13% Tax on Online Sports Wagering Gross Revenue | 32,910 |
| 20 | Less: Online Sports Wagering Loss Applied from Prior Month (if applicable) | (32,910) |
| 21 | Total Online Sports Wagering Tax Payment for this Month | - |

LOSS CARRYFORWARD INFORMATION (13% TAX):

| | | |
|----|---|----------|
| 22 | Online Sports Wagering Loss Carryforward - End of Prior Month | (78,232) |
| 23 | Online Sports Wagering Loss Carryforward Applied to Current Month | 32,910 |
| 24 | Online Sports Wagering Loss - Current Month | - |
| 25 | Online Sports Wagering Loss Carryforward - End of Current Month | (45,322) |

| | | |
|----|--|------|
| 26 | Total Sports Wagering Tax Payment (sum lines 9 and 21) | \$ - |
|----|--|------|

| | | |
|----|---|---|
| 27 | Monthly Retail Sports Wagering Promotional Gaming Credits Wagered | - |
| 28 | Monthly Online Sports Wagering Promotional Gaming Credits Wagered (DGE-101) | - |

FORM MAY NOT FOOT DUE TO ROUNDING

Under penalties of perjury, I declare that I have examined this report, and to the best of my knowledge and belief, it is true and complete.

Kathleen L. Worth

Kathleen Worth

5/8/2024

Date

Operations Controller 6896-11
Title and License Number

**PREMIER ENTERTAINMENT AC, LLC DBA BALLY'S AC
 ONLINE SPORTS WAGERING SKIN DETAIL REPORT
 FOR THE MONTH OF APRIL 2024**

ONLINE SPORTS WAGERING DETAIL BY SKIN

| Line | Description | SPORTTRADE Gross Revenue | Gross Revenue | Gross Revenue | Total Gross Revenue |
|------|---|-----------------------------|---------------|---------------|------------------------|
| 14 | Year-to-Date Online Sports Wagering Gross Revenue | \$ 233,238 | \$ - | \$ - | \$ 233,238 |
| 15 | Less: Prior Month's Year-to-Date Online Sports Wagering Gross Revenue | (19,917) | - | - | (19,917) |
| 16 | Monthly Online Sports Wagering Gross Revenue | 253,155 | - | - | 253,155 |

**BORGATA HOTEL CASINO & SPA
MONTHLY SPORTS WAGERING TAX RETURN
FOR THE MONTH OF APRIL 2024**

SPORTS WAGERING - RETAIL

| Line (a) | Description (b) | Gross Revenue/Tax (c) |
|-------------|--|--------------------------|
| 1 | Year-to-Date Retail Sports Wagering Gross Revenue | \$ (60,150) |
| 2 | Less: Last Month's Year-to-Date Retail Sports Wagering Gross Revenue | 172,088 |
| 3 | Monthly Retail Sports Wagering Gross Revenue | (232,238) |
| 4 | Monthly Adjustments | - |
| 5 | Monthly Retail Sports Wagering Promotional Gaming Credit Deduction | - |
| 6 | Monthly Taxable Retail Sports Wagering Gross Revenue | (232,238) |
| 7 | Monthly 8.5% Tax on Retail Sports Wagering Gross Revenue | (19,740) |
| 8 | Less: Retail Sports Wagering Loss Carryforward Applied (if applicable) | - |
| 9 | Total Retail Sports Wagering Tax Payment for this Month | - |

LOSS CARRYFORWARD INFORMATION (8.5% TAX):

| | | |
|----|---|----------|
| 10 | Retail Sports Wagering Loss Carryforward - End of Prior Month | - |
| 11 | Retail Sports Wagering Loss Carryforward Applied to Current Month | - |
| 12 | Retail Sports Wagering Loss - Current Month | (19,740) |
| 13 | Retail Sports Wagering Loss Carryforward - End of Current Month | (19,740) |

SPORTS WAGERING - ONLINE

| Line (a) | Description (b) | Gross Revenue/Tax (c) |
|-------------|--|--------------------------|
| 14 | Year-to-Date Online Sports Wagering Gross Revenue | \$ 23,973,003 |
| 15 | Less: Last Month's Year-to-Date Online Sports Wagering Gross Revenue | 18,584,640 |
| 16 | Monthly Online Sports Wagering Gross Revenue | 5,388,363 |
| 17 | Monthly Adjustments | - |
| 18 | Monthly Taxable Online Sports Wagering Gross Revenue | 5,388,363 |
| 19 | Monthly 13% Tax on Online Sports Wagering Gross Revenue | 700,487 |
| 20 | Less: Online Sports Wagering Loss Applied from Prior Month (if applicable) | - |
| 21 | Total Online Sports Wagering Tax Payment for this Month | 700,487 |

LOSS CARRYFORWARD INFORMATION (13% TAX):

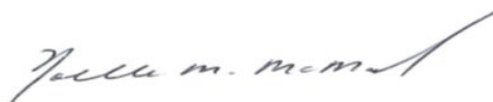
| | | |
|----|---|---|
| 22 | Online Sports Wagering Loss Carryforward - End of Prior Month | - |
| 23 | Online Sports Wagering Loss Carryforward Applied to Current Month | - |
| 24 | Online Sports Wagering Loss - Current Month | - |
| 25 | Online Sports Wagering Loss Carryforward - End of Current Month | - |

| | | |
|----|--|------------|
| 26 | Total Sports Wagering Tax Payment (sum lines 9 and 21) | \$ 700,487 |
|----|--|------------|

| | | |
|----|---|---|
| 27 | Monthly Retail Sports Wagering Promotional Gaming Credits Wagered | - |
| 28 | Monthly Online Sports Wagering Promotional Gaming Credits Wagered (DGE-101) | - |

FORM MAY NOT FOOT DUE TO ROUNDING

Under penalties of perjury, I declare that I have examined this report, and to the best of my knowledge and belief, it is true and complete.



Noelle M. McManus

5/6/2024

Date

Casino Controller 9751-11
Title and License Number

**BORGATA HOTEL CASINO & SPA
ONLINE SPORTS WAGERING SKIN DETAIL REPORT
FOR THE MONTH OF APRIL 2024**

ONLINE SPORTS WAGERING DETAIL BY SKIN

| Line | Description | BETMGM Gross Revenue | BORGATA Gross Revenue | Gross Revenue | Total Gross Revenue |
|------|---|-------------------------|--------------------------|---------------|------------------------|
| 14 | Year-to-Date Online Sports Wagering Gross Revenue | \$ 21,780,987 | \$ 2,192,016 | \$ - | \$ 23,973,003 |
| 15 | Less: Prior Month's Year-to-Date Online Sports Wagering Gross Revenue | 16,977,546 | 1,607,094 | - | 18,584,640 |
| 16 | Monthly Online Sports Wagering Gross Revenue | 4,803,441 | 584,922 | - | 5,388,363 |

**CAESARS ATLANTIC CITY
MONTHLY SPORTS WAGERING TAX RETURN
FOR THE MONTH OF APRIL 2024**

SPORTS WAGERING - RETAIL

| Line (a) | Description (b) | Gross Revenue/Tax (c) |
|-------------|--|--------------------------|
| 1 | Year-to-Date Retail Sports Wagering Gross Revenue | \$ (194,487) |
| 2 | Less: Last Month's Year-to-Date Retail Sports Wagering Gross Revenue | (264,808) |
| 3 | Monthly Retail Sports Wagering Gross Revenue | 70,321 |
| 4 | Monthly Adjustments | - |
| 5 | Monthly Retail Sports Wagering Promotional Gaming Credit Deduction | - |
| 6 | Monthly Taxable Retail Sports Wagering Gross Revenue | 70,321 |
| 7 | Monthly 8.5% Tax on Retail Sports Wagering Gross Revenue | 5,977 |
| 8 | Less: Retail Sports Wagering Loss Carryforward Applied (if applicable) | (5,977) |
| 9 | Total Retail Sports Wagering Tax Payment for this Month | - |

LOSS CARRYFORWARD INFORMATION (8.5% TAX):

| | | |
|----|---|----------|
| 10 | Retail Sports Wagering Loss Carryforward - End of Prior Month | (22,486) |
| 11 | Retail Sports Wagering Loss Carryforward Applied to Current Month | 5,977 |
| 12 | Retail Sports Wagering Loss - Current Month | - |
| 13 | Retail Sports Wagering Loss Carryforward - End of Current Month | (16,509) |

SPORTS WAGERING - ONLINE

| Line (a) | Description (b) | Gross Revenue/Tax (c) |
|-------------|--|--------------------------|
| 14 | Year-to-Date Online Sports Wagering Gross Revenue | \$ - |
| 15 | Less: Last Month's Year-to-Date Online Sports Wagering Gross Revenue | - |
| 16 | Monthly Online Sports Wagering Gross Revenue | - |
| 17 | Monthly Adjustments | - |
| 18 | Monthly Taxable Online Sports Wagering Gross Revenue | - |
| 19 | Monthly 13% Tax on Online Sports Wagering Gross Revenue | - |
| 20 | Less: Online Sports Wagering Loss Applied from Prior Month (if applicable) | - |
| 21 | Total Online Sports Wagering Tax Payment for this Month | - |

LOSS CARRYFORWARD INFORMATION (13% TAX):

| | | |
|----|---|---|
| 22 | Online Sports Wagering Loss Carryforward - End of Prior Month | - |
| 23 | Online Sports Wagering Loss Carryforward Applied to Current Month | - |
| 24 | Online Sports Wagering Loss - Current Month | - |
| 25 | Online Sports Wagering Loss Carryforward - End of Current Month | - |

| | | |
|----|--|------|
| 26 | Total Sports Wagering Tax Payment (sum lines 9 and 21) | \$ - |
|----|--|------|

| | | |
|----|---|---|
| 27 | Monthly Retail Sports Wagering Promotional Gaming Credits Wagered | - |
| 28 | Monthly Online Sports Wagering Promotional Gaming Credits Wagered (DGE-101) | - |

FORM MAY NOT FOOT DUE TO ROUNDING

Under penalties of perjury, I declare that I have examined this report, and to the best of my knowledge and belief, it is true and complete.



ANGELA BIANCHINI

5/9/2024

Date

OPERATIONS CONTROLLER (8454-11)

Title and License Number

**GOLDEN NUGGET
MONTHLY SPORTS WAGERING TAX RETURN
FOR THE MONTH OF APRIL 2024**

SPORTS WAGERING - RETAIL

| Line (a) | Description (b) | Gross Revenue/Tax (c) |
|-------------|--|--------------------------|
| 1 | Year-to-Date Retail Sports Wagering Gross Revenue | \$ (35,498) |
| 2 | Less: Last Month's Year-to-Date Retail Sports Wagering Gross Revenue | (49,724) |
| 3 | Monthly Retail Sports Wagering Gross Revenue | 14,226 |
| 4 | Monthly Adjustments | - |
| 5 | Monthly Retail Sports Wagering Promotional Gaming Credit Deduction | - |
| 6 | Monthly Taxable Retail Sports Wagering Gross Revenue | 14,226 |
| 7 | Monthly 8.5% Tax on Retail Sports Wagering Gross Revenue | 1,209 |
| 8 | Less: Retail Sports Wagering Loss Carryforward Applied (if applicable) | (1,209) |
| 9 | Total Retail Sports Wagering Tax Payment for this Month | - |

LOSS CARRYFORWARD INFORMATION (8.5% TAX):

| | | |
|----|---|---------|
| 10 | Retail Sports Wagering Loss Carryforward - End of Prior Month | (5,660) |
| 11 | Retail Sports Wagering Loss Carryforward Applied to Current Month | 1,209 |
| 12 | Retail Sports Wagering Loss - Current Month | - |
| 13 | Retail Sports Wagering Loss Carryforward - End of Current Month | (4,451) |

SPORTS WAGERING - ONLINE

| Line (a) | Description (b) | Gross Revenue/Tax (c) |
|-------------|--|--------------------------|
| 14 | Year-to-Date Online Sports Wagering Gross Revenue | \$ (76,601) |
| 15 | Less: Last Month's Year-to-Date Online Sports Wagering Gross Revenue | (207,098) |
| 16 | Monthly Online Sports Wagering Gross Revenue | 130,497 |
| 17 | Monthly Adjustments | (10,010) |
| 18 | Monthly Taxable Online Sports Wagering Gross Revenue | 120,487 |
| 19 | Monthly 13% Tax on Online Sports Wagering Gross Revenue | 15,663 |
| 20 | Less: Online Sports Wagering Loss Applied from Prior Month (if applicable) | (15,663) |
| 21 | Total Online Sports Wagering Tax Payment for this Month | - |

LOSS CARRYFORWARD INFORMATION (13% TAX):

| | | |
|----|---|----------|
| 22 | Online Sports Wagering Loss Carryforward - End of Prior Month | (37,178) |
| 23 | Online Sports Wagering Loss Carryforward Applied to Current Month | 15,663 |
| 24 | Online Sports Wagering Loss - Current Month | - |
| 25 | Online Sports Wagering Loss Carryforward - End of Current Month | (21,515) |

| | | |
|----|--|------|
| 26 | Total Sports Wagering Tax Payment (sum lines 9 and 21) | \$ - |
|----|--|------|

| | | |
|----|---|---|
| 27 | Monthly Retail Sports Wagering Promotional Gaming Credits Wagered | - |
| 28 | Monthly Online Sports Wagering Promotional Gaming Credits Wagered (DGE-101) | - |

FORM MAY NOT FOOT DUE TO ROUNDING

Under penalties of perjury, I declare that I have examined this report, and to the best of my knowledge and belief, it is true and complete.



John Caruso

5/8/2024

Date

Executive Director of Finance/Controller 8827.11

**GOLDEN NUGGET
ONLINE SPORTS WAGERING SKIN DETAIL REPORT
FOR THE MONTH OF APRIL 2024**

ONLINE SPORTS WAGERING DETAIL BY SKIN

| Line | Description | Golden Nugget Online Gaming Gross Revenue | BETWAY Gross Revenue | Gross Revenue | Total Gross Revenue |
|------|---|---|-------------------------|---------------|------------------------|
| 14 | Year-to-Date Online Sports Wagering Gross Revenue | \$ (199,664) | \$ 123,063 | \$ - | \$ (76,601) |
| 15 | Less: Prior Month's Year-to-Date Online Sports Wagering Gross Revenue | (199,664) | (7,434) | - | (207,098) |
| 16 | Monthly Online Sports Wagering Gross Revenue | - | 130,497 | - | 130,497 |

HARD ROCK HOTEL AND CASINO ATLANTIC CITY

MONTHLY SPORTS WAGERING TAX RETURN

FOR THE MONTH OF APRIL 2024

SPORTS WAGERING - RETAIL

| Line (a) | Description (b) | Gross Revenue/Tax (c) |
|-------------|--|--------------------------|
| 1 | Year-to-Date Retail Sports Wagering Gross Revenue | \$ 508,600 |
| 2 | Less: Last Month's Year-to-Date Retail Sports Wagering Gross Revenue | 441,511 |
| 3 | Monthly Retail Sports Wagering Gross Revenue | 67,089 |
| 4 | Monthly Adjustments | - |
| 5 | Monthly Retail Sports Wagering Promotional Gaming Credit Deduction | - |
| 6 | Monthly Taxable Retail Sports Wagering Gross Revenue | 67,089 |
| 7 | Monthly 8.5% Tax on Retail Sports Wagering Gross Revenue | 5,703 |
| 8 | Less: Retail Sports Wagering Loss Carryforward Applied (if applicable) | - |
| 9 | Total Retail Sports Wagering Tax Payment for this Month | 5,703 |

LOSS CARRYFORWARD INFORMATION (8.5% TAX):

| | | |
|----|---|---|
| 10 | Retail Sports Wagering Loss Carryforward - End of Prior Month | - |
| 11 | Retail Sports Wagering Loss Carryforward Applied to Current Month | - |
| 12 | Retail Sports Wagering Loss - Current Month | - |
| 13 | Retail Sports Wagering Loss Carryforward - End of Current Month | - |

SPORTS WAGERING - ONLINE

| Line (a) | Description (b) | Gross Revenue/Tax (c) |
|-------------|--|--------------------------|
| 14 | Year-to-Date Online Sports Wagering Gross Revenue | \$ 15,300,097 |
| 15 | Less: Last Month's Year-to-Date Online Sports Wagering Gross Revenue | 11,534,725 |
| 16 | Monthly Online Sports Wagering Gross Revenue | 3,765,372 |
| 17 | Monthly Adjustments | - |
| 18 | Monthly Taxable Online Sports Wagering Gross Revenue | 3,765,372 |
| 19 | Monthly 13% Tax on Online Sports Wagering Gross Revenue | 489,498 |
| 20 | Less: Online Sports Wagering Loss Applied from Prior Month (if applicable) | - |
| 21 | Total Online Sports Wagering Tax Payment for this Month | 489,498 |

LOSS CARRYFORWARD INFORMATION (13% TAX):

| | | |
|----|---|---|
| 22 | Online Sports Wagering Loss Carryforward - End of Prior Month | - |
| 23 | Online Sports Wagering Loss Carryforward Applied to Current Month | - |
| 24 | Online Sports Wagering Loss - Current Month | - |
| 25 | Online Sports Wagering Loss Carryforward - End of Current Month | - |

| | | |
|----|--|------------|
| 26 | Total Sports Wagering Tax Payment (sum lines 9 and 21) | \$ 495,201 |
|----|--|------------|

| | | |
|----|---|---|
| 27 | Monthly Retail Sports Wagering Promotional Gaming Credits Wagered | - |
| 28 | Monthly Online Sports Wagering Promotional Gaming Credits Wagered (DGE-101) | - |

FORM MAY NOT FOOT DUE TO ROUNDING

Under penalties of perjury, I declare that I have examined this report, and to the best of my knowledge and belief, it is true and complete.

Hetal Mistry

Hetal Mistry

5/8/2024

Date

Casino Controller 10465-11
Title and License Number

**HARD ROCK HOTEL AND CASINO ATLANTIC CITY
 ONLINE SPORTS WAGERING SKIN DETAIL REPORT
 FOR THE MONTH OF APRIL 2024**

ONLINE SPORTS WAGERING DETAIL BY SKIN

| Line | Description | HARD ROCK BET Gross Revenue | BET365 Gross Revenue | UNIBET Gross Revenue | Total Gross Revenue |
|------|---|--------------------------------|-------------------------|-------------------------|------------------------|
| 14 | Year-to-Date Online Sports Wagering Gross Revenue | \$ 1,941,868 | \$ 13,063,028 | \$ 295,201 | \$ 15,300,097 |
| 15 | Less: Prior Month's Year-to-Date Online Sports Wagering Gross Revenue | 1,476,875 | 9,791,223 | 266,627 | 11,534,725 |
| 16 | Monthly Online Sports Wagering Gross Revenue | 464,993 | 3,271,805 | 28,574 | 3,765,372 |

HARRAH'S ATLANTIC CITY MONTHLY SPORTS WAGERING TAX RETURN FOR THE MONTH OF APRIL 2024

SPORTS WAGERING - RETAIL

| Line (a) | Description (b) | Gross Revenue/Tax (c) |
|-------------|--|--------------------------|
| 1 | Year-to-Date Retail Sports Wagering Gross Revenue | \$ 338,722 |
| 2 | Less: Last Month's Year-to-Date Retail Sports Wagering Gross Revenue | 260,549 |
| 3 | Monthly Retail Sports Wagering Gross Revenue | 78,173 |
| 4 | Monthly Adjustments | 44 |
| 5 | Monthly Retail Sports Wagering Promotional Gaming Credit Deduction | - |
| 6 | Monthly Taxable Retail Sports Wagering Gross Revenue | 78,217 |
| 7 | Monthly 8.5% Tax on Retail Sports Wagering Gross Revenue | 6,648 |
| 8 | Less: Retail Sports Wagering Loss Carryforward Applied (if applicable) | - |
| 9 | Total Retail Sports Wagering Tax Payment for this Month | 6,648 |

LOSS CARRYFORWARD INFORMATION (8.5% TAX):

| | | |
|----|---|---|
| 10 | Retail Sports Wagering Loss Carryforward - End of Prior Month | - |
| 11 | Retail Sports Wagering Loss Carryforward Applied to Current Month | - |
| 12 | Retail Sports Wagering Loss - Current Month | - |
| 13 | Retail Sports Wagering Loss Carryforward - End of Current Month | - |

SPORTS WAGERING - ONLINE

| Line (a) | Description (b) | Gross Revenue/Tax (c) |
|-------------|--|--------------------------|
| 14 | Year-to-Date Online Sports Wagering Gross Revenue | \$ - |
| 15 | Less: Last Month's Year-to-Date Online Sports Wagering Gross Revenue | - |
| 16 | Monthly Online Sports Wagering Gross Revenue | - |
| 17 | Monthly Adjustments | - |
| 18 | Monthly Taxable Online Sports Wagering Gross Revenue | - |
| 19 | Monthly 13% Tax on Online Sports Wagering Gross Revenue | - |
| 20 | Less: Online Sports Wagering Loss Applied from Prior Month (if applicable) | - |
| 21 | Total Online Sports Wagering Tax Payment for this Month | - |

LOSS CARRYFORWARD INFORMATION (13% TAX):


| | | |
|----|---|---|
| 22 | Online Sports Wagering Loss Carryforward - End of Prior Month | - |
| 23 | Online Sports Wagering Loss Carryforward Applied to Current Month | - |
| 24 | Online Sports Wagering Loss - Current Month | - |
| 25 | Online Sports Wagering Loss Carryforward - End of Current Month | - |

| | | |
|----|--|----------|
| 26 | Total Sports Wagering Tax Payment (sum lines 9 and 21) | \$ 6,648 |
|----|--|----------|

| | | |
|----|---|---|
| 27 | Monthly Retail Sports Wagering Promotional Gaming Credits Wagered | - |
| 28 | Monthly Online Sports Wagering Promotional Gaming Credits Wagered (DGE-101) | - |

FORM MAY NOT FOOT DUE TO ROUNDING

Under penalties of perjury, I declare that I have examined this report, and to the best of my knowledge and belief, it is true and complete.

| | |
|--|---------------------------|
|  _____ Taalib-deen Muhammad | 5/9/2024 _____ Date |
| _____ Operations Controller (08168-11) Title and License Number | |

HARRAH'S ATLANTIC CITY MONTHLY SPORTS WAGERING TAX RETURN FOR THE MONTH OF APRIL 2024

SPORTS WAGERING - RETAIL

| Line (a) | Description (b) | Gross Revenue/Tax (c) |
|----------|--|-----------------------|
| 1 | Year-to-Date Retail Sports Wagering Gross Revenue | \$ - |
| 2 | Less: Last Month's Year-to-Date Retail Sports Wagering Gross Revenue | - |
| 3 | Monthly Retail Sports Wagering Gross Revenue | - |
| 4 | Monthly Adjustments | - |
| 5 | Monthly Retail Sports Wagering Promotional Gaming Credit Deduction | - |
| 6 | Monthly Taxable Retail Sports Wagering Gross Revenue | - |
| 7 | Monthly 8.5% Tax on Retail Sports Wagering Gross Revenue | - |
| 8 | Less: Retail Sports Wagering Loss Carryforward Applied (if applicable) | - |
| 9 | Total Retail Sports Wagering Tax Payment for this Month | - |

LOSS CARRYFORWARD INFORMATION (8.5% TAX):

| | | |
|----|---|---|
| 10 | Retail Sports Wagering Loss Carryforward - End of Prior Month | - |
| 11 | Retail Sports Wagering Loss Carryforward Applied to Current Month | - |
| 12 | Retail Sports Wagering Loss - Current Month | - |
| 13 | Retail Sports Wagering Loss Carryforward - End of Current Month | - |

SPORTS WAGERING - ONLINE

| Line (a) | Description (b) | Gross Revenue/Tax (c) |
|----------|--|-----------------------|
| 14 | Year-to-Date Online Sports Wagering Gross Revenue | \$ 290,973 |
| 15 | Less: Last Month's Year-to-Date Online Sports Wagering Gross Revenue | 46,104 |
| 16 | Monthly Online Sports Wagering Gross Revenue | 244,869 |
| 17 | Monthly Adjustments | - |
| 18 | Monthly Taxable Online Sports Wagering Gross Revenue | 244,869 |
| 19 | Monthly 13% Tax on Online Sports Wagering Gross Revenue | 31,833 |
| 20 | Less: Online Sports Wagering Loss Applied from Prior Month (if applicable) | (31,833) |
| 21 | Total Online Sports Wagering Tax Payment for this Month | - |

LOSS CARRYFORWARD INFORMATION (13% TAX):

| | | |
|----|---|----------|
| 22 | Online Sports Wagering Loss Carryforward - End of Prior Month | (42,335) |
| 23 | Online Sports Wagering Loss Carryforward Applied to Current Month | 31,833 |
| 24 | Online Sports Wagering Loss - Current Month | - |
| 25 | Online Sports Wagering Loss Carryforward - End of Current Month | (10,502) |

| | | |
|----|--|------|
| 26 | Total Sports Wagering Tax Payment (sum lines 9 and 21) | \$ - |
|----|--|------|

| | | |
|----|---|---|
| 27 | Monthly Retail Sports Wagering Promotional Gaming Credits Wagered | - |
| 28 | Monthly Online Sports Wagering Promotional Gaming Credits Wagered (DGE-101) | - |

FORM MAY NOT FOOT DUE TO ROUNDING

Under penalties of perjury, I declare that I have examined this report, and to the best of my knowledge and belief, it is true and complete.

Cheryl Francese

Cheryl Francese
Vice President of Finance Caesars Digital (#010834-11)
Title and License Number

5/8/2024

Date

**HARRAH'S ATLANTIC CITY
ONLINE SPORTS WAGERING SKIN DETAIL REPORT
FOR THE MONTH OF APRIL 2024**

ONLINE SPORTS WAGERING DETAIL BY SKIN

| Line | Description | Prophet Exchange Gross Revenue | Gross Revenue | Gross Revenue | Total Gross Revenue |
|------|---|-----------------------------------|---------------|---------------|------------------------|
| 14 | Year-to-Date Online Sports Wagering Gross Revenue | \$ 290,973 | \$ - | \$ - | \$ 290,973 |
| 15 | Less: Prior Month's Year-to-Date Online Sports Wagering Gross Revenue | 46,104 | - | - | 46,104 |
| 16 | Monthly Online Sports Wagering Gross Revenue | 244,869 | - | - | 244,869 |

**OCEAN CASINO RESORT
MONTHLY SPORTS WAGERING TAX RETURN
FOR THE MONTH OF APRIL 2024**

SPORTS WAGERING - RETAIL

| Line (a) | Description (b) | Gross Revenue/Tax (c) |
|-------------|--|--------------------------|
| 1 | Year-to-Date Retail Sports Wagering Gross Revenue | \$ 15,722 |
| 2 | Less: Last Month's Year-to-Date Retail Sports Wagering Gross Revenue | 98,495 |
| 3 | Monthly Retail Sports Wagering Gross Revenue | (82,773) |
| 4 | Monthly Adjustments | 25 |
| 5 | Monthly Retail Sports Wagering Promotional Gaming Credit Deduction | - |
| 6 | Monthly Taxable Retail Sports Wagering Gross Revenue | (82,748) |
| 7 | Monthly 8.5% Tax on Retail Sports Wagering Gross Revenue | (7,034) |
| 8 | Less: Retail Sports Wagering Loss Carryforward Applied (if applicable) | - |
| 9 | Total Retail Sports Wagering Tax Payment for this Month | - |

LOSS CARRYFORWARD INFORMATION (8.5% TAX):

| | | |
|----|---|---------|
| 10 | Retail Sports Wagering Loss Carryforward - End of Prior Month | - |
| 11 | Retail Sports Wagering Loss Carryforward Applied to Current Month | - |
| 12 | Retail Sports Wagering Loss - Current Month | (7,034) |
| 13 | Retail Sports Wagering Loss Carryforward - End of Current Month | (7,034) |

SPORTS WAGERING - ONLINE

| Line (a) | Description (b) | Gross Revenue/Tax (c) |
|-------------|--|--------------------------|
| 14 | Year-to-Date Online Sports Wagering Gross Revenue | \$ 1,375,476 |
| 15 | Less: Last Month's Year-to-Date Online Sports Wagering Gross Revenue | 1,116,450 |
| 16 | Monthly Online Sports Wagering Gross Revenue | 259,026 |
| 17 | Monthly Adjustments | 620 |
| 18 | Monthly Taxable Online Sports Wagering Gross Revenue | 259,646 |
| 19 | Monthly 13% Tax on Online Sports Wagering Gross Revenue | 33,754 |
| 20 | Less: Online Sports Wagering Loss Applied from Prior Month (if applicable) | - |
| 21 | Total Online Sports Wagering Tax Payment for this Month | 33,754 |

LOSS CARRYFORWARD INFORMATION (13% TAX):

| | | |
|----|---|---|
| 22 | Online Sports Wagering Loss Carryforward - End of Prior Month | - |
| 23 | Online Sports Wagering Loss Carryforward Applied to Current Month | - |
| 24 | Online Sports Wagering Loss - Current Month | - |
| 25 | Online Sports Wagering Loss Carryforward - End of Current Month | - |

| | | |
|----|--|-----------|
| 26 | Total Sports Wagering Tax Payment (sum lines 9 and 21) | \$ 33,754 |
|----|--|-----------|

| | | |
|----|---|---|
| 27 | Monthly Retail Sports Wagering Promotional Gaming Credits Wagered | - |
| 28 | Monthly Online Sports Wagering Promotional Gaming Credits Wagered (DGE-101) | - |

FORM MAY NOT FOOT DUE TO ROUNDING

Under penalties of perjury, I declare that I have examined this report, and to the best of my knowledge and belief, it is true and complete.



Frank Pollock

5/9/2024

Date

Casino Accounting Controller 9869-11
Title and License Number

**OCEAN CASINO RESORT
 ONLINE SPORTS WAGERING SKIN DETAIL REPORT
 FOR THE MONTH OF APRIL 2024**

ONLINE SPORTS WAGERING DETAIL BY SKIN

| Line | Description | TIPICO Gross Revenue | PRIME Gross Revenue | Gross Revenue | Total Gross Revenue |
|------|---|-------------------------|------------------------|---------------|------------------------|
| 14 | Year-to-Date Online Sports Wagering Gross Revenue | \$ 1,345,800 | \$ 29,676 | \$ - | \$ 1,375,476 |
| 15 | Less: Prior Month's Year-to-Date Online Sports Wagering Gross Revenue | 1,118,408 | (1,958) | - | 1,116,450 |
| 16 | Monthly Online Sports Wagering Gross Revenue | 227,392 | 31,634 | - | 259,026 |

**RESORTS CASINO HOTEL (DGMB CASINO, LLC)
MONTHLY SPORTS WAGERING TAX RETURN
FOR THE MONTH OF APRIL 2024**

SPORTS WAGERING - RETAIL

| Line (a) | Description (b) | Gross Revenue/Tax (c) |
|-------------|--|--------------------------|
| 1 | Year-to-Date Retail Sports Wagering Gross Revenue | \$ (304,180) |
| 2 | Less: Last Month's Year-to-Date Retail Sports Wagering Gross Revenue | (2,470) |
| 3 | Monthly Retail Sports Wagering Gross Revenue | (301,710) |
| 4 | Monthly Adjustments | (28,055) |
| 5 | Monthly Retail Sports Wagering Promotional Gaming Credit Deduction | - |
| 6 | Monthly Taxable Retail Sports Wagering Gross Revenue | (329,765) |
| 7 | Monthly 8.5% Tax on Retail Sports Wagering Gross Revenue | (28,030) |
| 8 | Less: Retail Sports Wagering Loss Carryforward Applied (if applicable) | - |
| 9 | Total Retail Sports Wagering Tax Payment for this Month | - |

LOSS CARRYFORWARD INFORMATION (8.5% TAX):

| | | |
|----|---|----------|
| 10 | Retail Sports Wagering Loss Carryforward - End of Prior Month | (27,491) |
| 11 | Retail Sports Wagering Loss Carryforward Applied to Current Month | |
| 12 | Retail Sports Wagering Loss - Current Month | (28,030) |
| 13 | Retail Sports Wagering Loss Carryforward - End of Current Month | (55,521) |

SPORTS WAGERING - ONLINE

| Line (a) | Description (b) | Gross Revenue/Tax (c) |
|-------------|--|--------------------------|
| 14 | Year-to-Date Online Sports Wagering Gross Revenue | \$ - |
| 15 | Less: Last Month's Year-to-Date Online Sports Wagering Gross Revenue | - |
| 16 | Monthly Online Sports Wagering Gross Revenue | - |
| 17 | Monthly Adjustments | - |
| 18 | Monthly Taxable Online Sports Wagering Gross Revenue | - |
| 19 | Monthly 13% Tax on Online Sports Wagering Gross Revenue | - |
| 20 | Less: Online Sports Wagering Loss Applied from Prior Month (if applicable) | - |
| 21 | Total Online Sports Wagering Tax Payment for this Month | - |

LOSS CARRYFORWARD INFORMATION (13% TAX):

| | | |
|----|---|---|
| 22 | Online Sports Wagering Loss Carryforward - End of Prior Month | - |
| 23 | Online Sports Wagering Loss Carryforward Applied to Current Month | - |
| 24 | Online Sports Wagering Loss - Current Month | - |
| 25 | Online Sports Wagering Loss Carryforward - End of Current Month | - |

| | | |
|----|--|------|
| 26 | Total Sports Wagering Tax Payment (sum lines 9 and 21) | \$ - |
|----|--|------|

| | | |
|----|---|---|
| 27 | Monthly Retail Sports Wagering Promotional Gaming Credits Wagered | - |
| 28 | Monthly Online Sports Wagering Promotional Gaming Credits Wagered (DGE-101) | - |

FORM MAY NOT FOOT DUE TO ROUNDING

Under penalties of perjury, I declare that I have examined this report, and to the best of my knowledge and belief, it is true and complete.



Christopher Crane

5/9/2024

Date

DIR. OF OPERATIONAL ACCOUNTING (10651-11)

Title and License Number

RESORTS DIGITAL GAMING, LLC
MONTHLY SPORTS WAGERING TAX RETURN
FOR THE MONTH OF APRIL 2024

SPORTS WAGERING - RETAIL

| Line (a) | Description (b) | Gross Revenue/Tax (c) |
|----------|--|-----------------------|
| 1 | Year-to-Date Retail Sports Wagering Gross Revenue | \$ - |
| 2 | Less: Last Month's Year-to-Date Retail Sports Wagering Gross Revenue | - |
| 3 | Monthly Retail Sports Wagering Gross Revenue | - |
| 4 | Monthly Adjustments | - |
| 5 | Monthly Retail Sports Wagering Promotional Gaming Credit Deduction | - |
| 6 | Monthly Taxable Retail Sports Wagering Gross Revenue | - |
| 7 | Monthly 8.5% Tax on Retail Sports Wagering Gross Revenue | - |
| 8 | Less: Retail Sports Wagering Loss Carryforward Applied (if applicable) | - |
| 9 | Total Retail Sports Wagering Tax Payment for this Month | - |

LOSS CARRYFORWARD INFORMATION (8.5% TAX):

| | | |
|----|---|---|
| 10 | Retail Sports Wagering Loss Carryforward - End of Prior Month | - |
| 11 | Retail Sports Wagering Loss Carryforward Applied to Current Month | - |
| 12 | Retail Sports Wagering Loss - Current Month | - |
| 13 | Retail Sports Wagering Loss Carryforward - End of Current Month | - |

SPORTS WAGERING - ONLINE

| Line (a) | Description (b) | Gross Revenue/Tax (c) |
|----------|--|-----------------------|
| 14 | Year-to-Date Online Sports Wagering Gross Revenue | \$ 101,003,393 |
| 15 | Less: Last Month's Year-to-Date Online Sports Wagering Gross Revenue | 82,084,476 |
| 16 | Monthly Online Sports Wagering Gross Revenue | 18,918,917 |
| 17 | Monthly Adjustments | 597,193 |
| 18 | Monthly Taxable Online Sports Wagering Gross Revenue | 19,516,110 |
| 19 | Monthly 13% Tax on Online Sports Wagering Gross Revenue | 2,537,094 |
| 20 | Less: Online Sports Wagering Loss Applied from Prior Month (if applicable) | - |
| 21 | Total Online Sports Wagering Tax Payment for this Month | 2,537,094 |

LOSS CARRYFORWARD INFORMATION (13% TAX):

| | | |
|----|---|---|
| 22 | Online Sports Wagering Loss Carryforward - End of Prior Month | - |
| 23 | Online Sports Wagering Loss Carryforward Applied to Current Month | - |
| 24 | Online Sports Wagering Loss - Current Month | - |
| 25 | Online Sports Wagering Loss Carryforward - End of Current Month | - |

| | | |
|----|--|--------------|
| 26 | Total Sports Wagering Tax Payment (sum lines 9 and 21) | \$ 2,537,094 |
|----|--|--------------|

| | | |
|----|---|---|
| 27 | Monthly Retail Sports Wagering Promotional Gaming Credits Wagered | - |
| 28 | Monthly Online Sports Wagering Promotional Gaming Credits Wagered (DGE-101) | - |

FORM MAY NOT FOOT DUE TO ROUNDING

Under penalties of perjury, I declare that I have examined this report, and to the best of my knowledge and belief, it is true and complete.



Brian Fogler

5/9/2024

Date

Director of Finance & Operations 010516-11
Title and License Number

RESORTS DIGITAL GAMING, LLC
ONLINE SPORTS WAGERING SKIN DETAIL REPORT
FOR THE MONTH OF APRIL 2024

ONLINE SPORTS WAGERING DETAIL BY SKIN

| Line | Description | DraftKings Gross Revenue | Gross Revenue | Gross Revenue | Total Gross Revenue |
|------|---|-----------------------------|---------------|---------------|------------------------|
| 14 | Year-to-Date Online Sports Wagering Gross Revenue | \$ 101,003,393 | \$ - | \$ - | \$ 101,003,393 |
| 15 | Less: Prior Month's Year-to-Date Online Sports Wagering Gross Revenue | 82,084,476 | - | - | 82,084,476 |
| 16 | Monthly Online Sports Wagering Gross Revenue | 18,918,917 | - | - | 18,918,917 |

**TROPICANA CASINO & RESORT
MONTHLY SPORTS WAGERING TAX RETURN
FOR THE MONTH OF APRIL 2024**

SPORTS WAGERING - RETAIL

| Line (a) | Description (b) | Gross Revenue/Tax (c) |
|-------------|--|--------------------------|
| 1 | Year-to-Date Retail Sports Wagering Gross Revenue | \$ 337,191 |
| 2 | Less: Last Month's Year-to-Date Retail Sports Wagering Gross Revenue | 344,114 |
| 3 | Monthly Retail Sports Wagering Gross Revenue | (6,923) |
| 4 | Monthly Adjustments | 103 |
| 5 | Monthly Retail Sports Wagering Promotional Gaming Credit Deduction | - |
| 6 | Monthly Taxable Retail Sports Wagering Gross Revenue | (6,820) |
| 7 | Monthly 8.5% Tax on Retail Sports Wagering Gross Revenue | (580) |
| 8 | Less: Retail Sports Wagering Loss Carryforward Applied (if applicable) | - |
| 9 | Total Retail Sports Wagering Tax Payment for this Month | - |

LOSS CARRYFORWARD INFORMATION (8.5% TAX):

| | | |
|----|---|-------|
| 10 | Retail Sports Wagering Loss Carryforward - End of Prior Month | - |
| 11 | Retail Sports Wagering Loss Carryforward Applied to Current Month | - |
| 12 | Retail Sports Wagering Loss - Current Month | (580) |
| 13 | Retail Sports Wagering Loss Carryforward - End of Current Month | (580) |

SPORTS WAGERING - ONLINE

| Line (a) | Description (b) | Gross Revenue/Tax (c) |
|-------------|--|--------------------------|
| 14 | Year-to-Date Online Sports Wagering Gross Revenue | \$ - |
| 15 | Less: Last Month's Year-to-Date Online Sports Wagering Gross Revenue | - |
| 16 | Monthly Online Sports Wagering Gross Revenue | - |
| 17 | Monthly Adjustments | - |
| 18 | Monthly Taxable Online Sports Wagering Gross Revenue | - |
| 19 | Monthly 13% Tax on Online Sports Wagering Gross Revenue | - |
| 20 | Less: Online Sports Wagering Loss Applied from Prior Month (if applicable) | - |
| 21 | Total Online Sports Wagering Tax Payment for this Month | - |

LOSS CARRYFORWARD INFORMATION (13% TAX):

| | | |
|----|---|---|
| 22 | Online Sports Wagering Loss Carryforward - End of Prior Month | - |
| 23 | Online Sports Wagering Loss Carryforward Applied to Current Month | - |
| 24 | Online Sports Wagering Loss - Current Month | - |
| 25 | Online Sports Wagering Loss Carryforward - End of Current Month | - |

| | | |
|----|--|------|
| 26 | Total Sports Wagering Tax Payment (sum lines 9 and 21) | \$ - |
|----|--|------|

| | | |
|----|---|---|
| 27 | Monthly Retail Sports Wagering Promotional Gaming Credits Wagered | - |
| 28 | Monthly Online Sports Wagering Promotional Gaming Credits Wagered (DGE-101) | - |

FORM MAY NOT FOOT DUE TO ROUNDING

Under penalties of perjury, I declare that I have examined this report, and to the best of my knowledge and belief, it is true and complete.



John Happersett

5/9/2024

Date

Operations Controller - 009569-11

Title and License Number

**TROPICANA CASINO & RESORT
MONTHLY SPORTS WAGERING TAX RETURN
FOR THE MONTH OF APRIL 2024**

SPORTS WAGERING - RETAIL

| Line (a) | Description (b) | Gross Revenue/Tax (c) |
|----------|--|-----------------------|
| 1 | Year-to-Date Retail Sports Wagering Gross Revenue | \$ - |
| 2 | Less: Last Month's Year-to-Date Retail Sports Wagering Gross Revenue | - |
| 3 | Monthly Retail Sports Wagering Gross Revenue | - |
| 4 | Monthly Adjustments | - |
| 5 | Monthly Retail Sports Wagering Promotional Gaming Credit Deduction | - |
| 6 | Monthly Taxable Retail Sports Wagering Gross Revenue | - |
| 7 | Monthly 8.5% Tax on Retail Sports Wagering Gross Revenue | - |
| 8 | Less: Retail Sports Wagering Loss Carryforward Applied (if applicable) | - |
| 9 | Total Retail Sports Wagering Tax Payment for this Month | - |

LOSS CARRYFORWARD INFORMATION (8.5% TAX):

| | | |
|----|---|---|
| 10 | Retail Sports Wagering Loss Carryforward - End of Prior Month | - |
| 11 | Retail Sports Wagering Loss Carryforward Applied to Current Month | - |
| 12 | Retail Sports Wagering Loss - Current Month | - |
| 13 | Retail Sports Wagering Loss Carryforward - End of Current Month | - |

SPORTS WAGERING - ONLINE

| Line (a) | Description (b) | Gross Revenue/Tax (c) |
|----------|--|-----------------------|
| 14 | Year-to-Date Online Sports Wagering Gross Revenue | \$ 8,733,544 |
| 15 | Less: Last Month's Year-to-Date Online Sports Wagering Gross Revenue | 7,364,474 |
| 16 | Monthly Online Sports Wagering Gross Revenue | 1,369,070 |
| 17 | Monthly Adjustments | - |
| 18 | Monthly Taxable Online Sports Wagering Gross Revenue | 1,369,070 |
| 19 | Monthly 13% Tax on Online Sports Wagering Gross Revenue | 177,979 |
| 20 | Less: Online Sports Wagering Loss Applied from Prior Month (if applicable) | - |
| 21 | Total Online Sports Wagering Tax Payment for this Month | 177,979 |

LOSS CARRYFORWARD INFORMATION (13% TAX):

| | | |
|----|---|---|
| 22 | Online Sports Wagering Loss Carryforward - End of Prior Month | - |
| 23 | Online Sports Wagering Loss Carryforward Applied to Current Month | - |
| 24 | Online Sports Wagering Loss - Current Month | - |
| 25 | Online Sports Wagering Loss Carryforward - End of Current Month | - |

| | | |
|----|--|------------|
| 26 | Total Sports Wagering Tax Payment (sum lines 9 and 21) | \$ 177,979 |
|----|--|------------|

| | | |
|----|---|---|
| 27 | Monthly Retail Sports Wagering Promotional Gaming Credits Wagered | - |
| 28 | Monthly Online Sports Wagering Promotional Gaming Credits Wagered (DGE-101) | - |

FORM MAY NOT FOOT DUE TO ROUNDING

Under penalties of perjury, I declare that I have examined this report, and to the best of my knowledge and belief, it is true and complete.

Cheryl Francese

Cheryl Francese
Vice President of Finance Caesars Digital (#010834-11)
Title and License Number

5/8/2024

Date

**TROPICANA CASINO & RESORT
 ONLINE SPORTS WAGERING SKIN DETAIL REPORT
 FOR THE MONTH OF APRIL 2024**

ONLINE SPORTS WAGERING DETAIL BY SKIN

| Line | Description | Caesars Sportsbook Gross Revenue | Gross Revenue | Gross Revenue | Total Gross Revenue |
|------|---|-------------------------------------|---------------|---------------|------------------------|
| 14 | Year-to-Date Online Sports Wagering Gross Revenue | \$ 8,733,544 | \$ - | \$ - | \$ 8,733,544 |
| 15 | Less: Prior Month's Year-to-Date Online Sports Wagering Gross Revenue | 7,364,474 | - | - | 7,364,474 |
| 16 | Monthly Online Sports Wagering Gross Revenue | 1,369,070 | - | - | 1,369,070 |

**FR PARK RACING, LP (FREEHOLD RACEWAY)
MONTHLY SPORTS WAGERING TAX RETURN
FOR THE MONTH OF APRIL 2024**

SPORTS WAGERING - RETAIL

| Line (a) | Description (b) | Gross Revenue/Tax (c) |
|----------|--|-----------------------|
| 1 | Year-to-Date Retail Sports Wagering Gross Revenue | \$ 572,991 |
| 2 | Less: Last Month's Year-to-Date Retail Sports Wagering Gross Revenue | 461,261 |
| 3 | Monthly Retail Sports Wagering Gross Revenue | 111,730 |
| 4 | Monthly Adjustments | 10 |
| 5 | Monthly Retail Sports Wagering Promotional Gaming Credit Deduction | - |
| 6 | Monthly Taxable Retail Sports Wagering Gross Revenue | 111,740 |
| 7 | Monthly 8.5% Tax on Retail Sports Wagering Gross Revenue | 9,498 |
| 8 | Less: Retail Sports Wagering Loss Carryforward Applied (if applicable) | - |
| 9 | Total Retail Sports Wagering Tax Payment for this Month | 9,498 |

LOSS CARRYFORWARD INFORMATION (8.5% TAX):

| | | |
|----|---|---|
| 10 | Retail Sports Wagering Loss Carryforward - End of Prior Month | - |
| 11 | Retail Sports Wagering Loss Carryforward Applied to Current Month | - |
| 12 | Retail Sports Wagering Loss - Current Month | - |
| 13 | Retail Sports Wagering Loss Carryforward - End of Current Month | - |

SPORTS WAGERING - ONLINE

| Line (a) | Description (b) | Gross Revenue/Tax (c) |
|----------|--|-----------------------|
| 14 | Year-to-Date Online Sports Wagering Gross Revenue | \$ 3,148,530 |
| 15 | Less: Last Month's Year-to-Date Online Sports Wagering Gross Revenue | 1,051,164 |
| 16 | Monthly Online Sports Wagering Gross Revenue | 2,097,366 |
| 17 | Monthly Adjustments | - |
| 18 | Monthly Taxable Online Sports Wagering Gross Revenue | 2,097,366 |
| 19 | Monthly 13% Tax on Online Sports Wagering Gross Revenue | 272,658 |
| 20 | Less: Online Sports Wagering Loss Applied from Prior Month (if applicable) | - |
| 21 | Total Online Sports Wagering Tax Payment for this Month | 272,658 |

LOSS CARRYFORWARD INFORMATION (13% TAX):

| | | |
|----|---|---|
| 22 | Online Sports Wagering Loss Carryforward - End of Prior Month | - |
| 23 | Online Sports Wagering Loss Carryforward Applied to Current Month | - |
| 24 | Online Sports Wagering Loss - Current Month | - |
| 25 | Online Sports Wagering Loss Carryforward - End of Current Month | - |

| | | |
|----|--|------------|
| 26 | Total Sports Wagering Tax Payment (sum lines 9 and 21) | \$ 282,156 |
|----|--|------------|

| | | |
|----|---|---|
| 27 | Monthly Retail Sports Wagering Promotional Gaming Credits Wagered | - |
| 28 | Monthly Online Sports Wagering Promotional Gaming Credits Wagered (DGE-101) | - |

FORM MAY NOT FOOT DUE TO ROUNDING

Under penalties of perjury, I declare that I have examined this report, and to the best of my knowledge and belief, it is true and complete.



| | |
|--|------------------------|
| <hr/> Mark Rosenthal CFO (10349-11) Title and License Number | <hr/> 5/6/2024 Date |
|--|------------------------|

**FR PARK RACING, LP (FREEHOLD RACEWAY)
ONLINE SPORTS WAGERING SKIN DETAIL REPORT
FOR THE MONTH OF APRIL 2024**

ONLINE SPORTS WAGERING DETAIL BY SKIN

| Line | Description | ESPN BET Gross Revenue | PLAYUP Gross Revenue | betPARX Gross Revenue | Total Gross Revenue |
|------|---|---------------------------|-------------------------|--------------------------|------------------------|
| 14 | Year-to-Date Online Sports Wagering Gross Revenue | \$ 2,487,351 | \$ (80) | \$ 661,259 | \$ 3,148,530 |
| 15 | Less: Prior Month's Year-to-Date Online Sports Wagering Gross Revenue | 423,825 | (80) | 627,419 | 1,051,164 |
| 16 | Monthly Online Sports Wagering Gross Revenue | 2,063,526 | - | 33,840 | 2,097,366 |

NEW MEADOWLANDS RACETRACK LLC

MONTHLY SPORTS WAGERING TAX RETURN

FOR THE MONTH OF APRIL 2024

SPORTS WAGERING - RETAIL

| Line (a) | Description (b) | Gross Revenue/Tax (c) |
|----------|--|-----------------------|
| 1 | Year-to-Date Retail Sports Wagering Gross Revenue | \$ 9,440,784 |
| 2 | Less: Last Month's Year-to-Date Retail Sports Wagering Gross Revenue | \$ 7,139,156 |
| 3 | Monthly Retail Sports Wagering Gross Revenue | 2,301,628 |
| 4 | Monthly Adjustments | 124 |
| 5 | Monthly Retail Sports Wagering Promotional Gaming Credit Deduction | - |
| 6 | Monthly Taxable Retail Sports Wagering Gross Revenue | 2,301,752 |
| 7 | Monthly 8.5% Tax on Retail Sports Wagering Gross Revenue | 195,649 |
| 8 | Less: Retail Sports Wagering Loss Carryforward Applied (if applicable) | - |
| 9 | Total Retail Sports Wagering Tax Payment for this Month | 195,649 |

LOSS CARRYFORWARD INFORMATION (8.5% TAX):

| | | |
|----|---|---|
| 10 | Retail Sports Wagering Loss Carryforward - End of Prior Month | - |
| 11 | Retail Sports Wagering Loss Carryforward Applied to Current Month | - |
| 12 | Retail Sports Wagering Loss - Current Month | - |
| 13 | Retail Sports Wagering Loss Carryforward - End of Current Month | - |

SPORTS WAGERING - ONLINE

| Line (a) | Description (b) | Gross Revenue/Tax (c) |
|----------|--|-----------------------|
| 14 | Year-to-Date Online Sports Wagering Gross Revenue | \$ 263,496,107 |
| 15 | Less: Last Month's Year-to-Date Online Sports Wagering Gross Revenue | 192,643,783 |
| 16 | Monthly Online Sports Wagering Gross Revenue | 70,852,324 |
| 17 | Monthly Adjustments | - |
| 18 | Monthly Taxable Online Sports Wagering Gross Revenue | 70,852,324 |
| 19 | Monthly 13% Tax on Online Sports Wagering Gross Revenue | 9,210,802 |
| 20 | Less: Online Sports Wagering Loss Applied from Prior Month (if applicable) | - |
| 21 | Total Online Sports Wagering Tax Payment for this Month | 9,210,802 |

LOSS CARRYFORWARD INFORMATION (13% TAX):

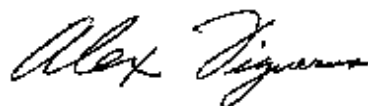
| | | |
|----|---|---|
| 22 | Online Sports Wagering Loss Carryforward - End of Prior Month | - |
| 23 | Online Sports Wagering Loss Carryforward Applied to Current Month | - |
| 24 | Online Sports Wagering Loss - Current Month | - |
| 25 | Online Sports Wagering Loss Carryforward - End of Current Month | - |

| | | |
|----|--|--------------|
| 26 | Total Sports Wagering Tax Payment (sum lines 9 and 21) | \$ 9,406,451 |
|----|--|--------------|

| | | |
|----|---|---|
| 27 | Monthly Retail Sports Wagering Promotional Gaming Credits Wagered | - |
| 28 | Monthly Online Sports Wagering Promotional Gaming Credits Wagered (DGE-101) | - |

FORM MAY NOT FOOT DUE TO ROUNDING

Under penalties of perjury, I declare that I have examined this report, and to the best of my knowledge and belief, it is true and complete.



Alex Figueras

5/9/2024

Date

Chief Financial Officer (10031-11)

Title and License Number

**NEW MEADOWLANDS RACETRACK LLC
ONLINE SPORTS WAGERING SKIN DETAIL REPORT
FOR THE MONTH OF APRIL 2024**

ONLINE SPORTS WAGERING DETAIL BY SKIN

| Line | Description | Fanduel Gross Revenue | Pointsbet Gross Revenue | SuperBook Gross Revenue | Total Gross Revenue |
|------|---|--------------------------|----------------------------|----------------------------|------------------------|
| 14 | Year-to-Date Online Sports Wagering Gross Revenue | \$ 174,745,840 | \$ 88,546,673 | \$ 203,594 | \$ 263,496,107 |
| 15 | Less: Prior Month's Year-to-Date Online Sports Wagering Gross Revenue | 136,893,477 | 55,628,334 | 121,972 | 192,643,783 |
| 16 | Monthly Online Sports Wagering Gross Revenue | 37,852,363 | 32,918,339 | 81,622 | 70,852,324 |

DARBY DEVELOPMENT (MONMOUTH PARK)

MONTHLY SPORTS WAGERING TAX RETURN

FOR THE MONTH OF APRIL 2024

SPORTS WAGERING - RETAIL

| Line (a) | Description (b) | Gross Revenue/Tax (c) |
|----------|--|-----------------------|
| 1 | Year-to-Date Retail Sports Wagering Gross Revenue | \$ 1,391,076 |
| 2 | Less: Last Month's Year-to-Date Retail Sports Wagering Gross Revenue | 1,454,948 |
| 3 | Monthly Retail Sports Wagering Gross Revenue | (63,872) |
| 4 | Monthly Adjustments | 116 |
| 5 | Monthly Retail Sports Wagering Promotional Gaming Credit Deduction | - |
| 6 | Monthly Taxable Retail Sports Wagering Gross Revenue | (63,756) |
| 7 | Monthly 8.5% Tax on Retail Sports Wagering Gross Revenue | (5,419) |
| 8 | Less: Retail Sports Wagering Loss Carryforward Applied (if applicable) | - |
| 9 | Total Retail Sports Wagering Tax Payment for this Month | - |

LOSS CARRYFORWARD INFORMATION (8.5% TAX):

| | | |
|----|---|---------|
| 10 | Retail Sports Wagering Loss Carryforward - End of Prior Month | - |
| 11 | Retail Sports Wagering Loss Carryforward Applied to Current Month | - |
| 12 | Retail Sports Wagering Loss - Current Month | (5,419) |
| 13 | Retail Sports Wagering Loss Carryforward - End of Current Month | (5,419) |

SPORTS WAGERING - ONLINE

| Line (a) | Description (b) | Gross Revenue/Tax (c) |
|----------|--|-----------------------|
| 14 | Year-to-Date Online Sports Wagering Gross Revenue | \$ 4,792,754 |
| 15 | Less: Last Month's Year-to-Date Online Sports Wagering Gross Revenue | 3,775,084 |
| 16 | Monthly Online Sports Wagering Gross Revenue | 1,017,670 |
| 17 | Monthly Adjustments | - |
| 18 | Monthly Taxable Online Sports Wagering Gross Revenue | 1,017,670 |
| 19 | Monthly 13% Tax on Online Sports Wagering Gross Revenue | 132,297 |
| 20 | Less: Online Sports Wagering Loss Applied from Prior Month (if applicable) | - |
| 21 | Total Online Sports Wagering Tax Payment for this Month | 132,297 |

LOSS CARRYFORWARD INFORMATION (13% TAX):

| | | |
|----|---|---|
| 22 | Online Sports Wagering Loss Carryforward - End of Prior Month | - |
| 23 | Online Sports Wagering Loss Carryforward Applied to Current Month | - |
| 24 | Online Sports Wagering Loss - Current Month | - |
| 25 | Online Sports Wagering Loss Carryforward - End of Current Month | - |

| | | |
|----|--|------------|
| 26 | Total Sports Wagering Tax Payment (sum lines 9 and 21) | \$ 132,297 |
|----|--|------------|

| | | |
|----|---|---|
| 27 | Monthly Retail Sports Wagering Promotional Gaming Credits Wagered | - |
| 28 | Monthly Online Sports Wagering Promotional Gaming Credits Wagered (DGE-101) | - |

FORM MAY NOT FOOT DUE TO ROUNDING

Under penalties of perjury, I declare that I have examined this report, and to the best of my knowledge and belief, it is true and complete.



Bill Knauf

5/9/2024

Date

VP of Business Operations (9963-11)
Title and License Number

**DARBY DEVELOPMENT (MONMOUTH PARK)
ONLINE SPORTS WAGERING SKIN DETAIL REPORT
FOR THE MONTH OF APRIL 2024**

ONLINE SPORTS WAGERING DETAIL BY SKIN

| Line | Description | Caesars Sportsbook Gross Revenue | BetRivers Gross Revenue | Gross Revenue | Total Gross Revenue |
|------|---|-------------------------------------|----------------------------|---------------|------------------------|
| 14 | Year-to-Date Online Sports Wagering Gross Revenue | \$ 1,696,700 | \$ 3,096,054 | \$ - | \$ 4,792,754 |
| 15 | Less: Prior Month's Year-to-Date Online Sports Wagering Gross Revenue | 1,303,288 | 2,471,796 | - | 3,775,084 |
| 16 | Monthly Online Sports Wagering Gross Revenue | 393,412 | 624,258 | - | 1,017,670 |