

**PREMIER ENTERTAINMENT AC, LLC DBA BALLY'S AC
MONTHLY SPORTS WAGERING TAX RETURN
FOR THE MONTH OF JUNE 2024**

SPORTS WAGERING - RETAIL

Line (a)	Description (b)	Gross Revenue/Tax (c)
1	Year-to-Date Retail Sports Wagering Gross Revenue	\$ (33,997)
2	Less: Last Month's Year-to-Date Retail Sports Wagering Gross Revenue	(18,056)
3	Monthly Retail Sports Wagering Gross Revenue	(15,941)
4	Monthly Adjustments	-
5	Monthly Retail Sports Wagering Promotional Gaming Credit Deduction	-
6	Monthly Taxable Retail Sports Wagering Gross Revenue	(15,941)
7	Monthly 8.5% Tax on Retail Sports Wagering Gross Revenue	(1,355)
8	Less: Retail Sports Wagering Loss Carryforward Applied (if applicable)	-
9	Total Retail Sports Wagering Tax Payment for this Month	-

LOSS CARRYFORWARD INFORMATION (8.5% TAX):

10	Retail Sports Wagering Loss Carryforward - End of Prior Month	(1,535)
11	Retail Sports Wagering Loss Carryforward Applied to Current Month	-
12	Retail Sports Wagering Loss - Current Month	(1,355)
13	Retail Sports Wagering Loss Carryforward - End of Current Month	(2,890)

SPORTS WAGERING - ONLINE

Line (a)	Description (b)	Gross Revenue/Tax (c)
14	Year-to-Date Online Sports Wagering Gross Revenue	\$ 4,192,270
15	Less: Last Month's Year-to-Date Online Sports Wagering Gross Revenue	2,276,908
16	Monthly Online Sports Wagering Gross Revenue	1,915,362
17	Monthly Adjustments	-
18	Monthly Taxable Online Sports Wagering Gross Revenue	1,915,362
19	Monthly 13% Tax on Online Sports Wagering Gross Revenue	248,997
20	Less: Online Sports Wagering Loss Applied from Prior Month (if applicable)	-
21	Total Online Sports Wagering Tax Payment for this Month	248,997

LOSS CARRYFORWARD INFORMATION (13% TAX):

22	Online Sports Wagering Loss Carryforward - End of Prior Month	-
23	Online Sports Wagering Loss Carryforward Applied to Current Month	-
24	Online Sports Wagering Loss - Current Month	-
25	Online Sports Wagering Loss Carryforward - End of Current Month	-

26	Total Sports Wagering Tax Payment (sum lines 9 and 21)	\$ 248,997
27	Monthly Retail Sports Wagering Promotional Gaming Credits Wagered	-
28	Monthly Online Sports Wagering Promotional Gaming Credits Wagered (DGE-101)	-

FORM MAY NOT FOOT DUE TO ROUNDING

Under penalties of perjury, I declare that I have examined this report, and to the best of my knowledge and belief, it is true and complete.

Kathleen L. Worth

Kathleen Worth

7/9/2024

Date

Operations Controller 6896-11

Title and License Number

**PREMIER ENTERTAINMENT AC, LLC DBA BALLY'S AC
ONLINE SPORTS WAGERING SKIN DETAIL REPORT
FOR THE MONTH OF JUNE 2024**

ONLINE SPORTS WAGERING DETAIL BY SKIN

Line	Description	SPORTTRADE Gross Revenue	BETFANATICS Gross Revenue	Gross Revenue	Total Gross Revenue
14	Year-to-Date Online Sports Wagering Gross Revenue	\$ 390,495	\$ 3,801,775	\$ -	\$ 4,192,270
15	Less: Prior Month's Year-to-Date Online Sports Wagering Gross Revenue	255,615	2,021,293	-	2,276,908
16	Monthly Online Sports Wagering Gross Revenue	134,880	1,780,482	-	1,915,362

**BORGATA HOTEL CASINO & SPA
MONTHLY SPORTS WAGERING TAX RETURN
FOR THE MONTH OF JUNE 2024**

SPORTS WAGERING - RETAIL

Line (a)	Description (b)	Gross Revenue/Tax (c)
1	Year-to-Date Retail Sports Wagering Gross Revenue	\$ (378,964)
2	Less: Last Month's Year-to-Date Retail Sports Wagering Gross Revenue	(83,718)
3	Monthly Retail Sports Wagering Gross Revenue	(295,246)
4	Monthly Adjustments	-
5	Monthly Retail Sports Wagering Promotional Gaming Credit Deduction	-
6	Monthly Taxable Retail Sports Wagering Gross Revenue	(295,246)
7	Monthly 8.5% Tax on Retail Sports Wagering Gross Revenue	(25,096)
8	Less: Retail Sports Wagering Loss Carryforward Applied (if applicable)	-
9	Total Retail Sports Wagering Tax Payment for this Month	-

LOSS CARRYFORWARD INFORMATION (8.5% TAX):

10	Retail Sports Wagering Loss Carryforward - End of Prior Month	(21,743)
11	Retail Sports Wagering Loss Carryforward Applied to Current Month	-
12	Retail Sports Wagering Loss - Current Month	(25,096)
13	Retail Sports Wagering Loss Carryforward - End of Current Month	(46,839)

SPORTS WAGERING - ONLINE

Line (a)	Description (b)	Gross Revenue/Tax (c)
14	Year-to-Date Online Sports Wagering Gross Revenue	\$ 33,587,873
15	Less: Last Month's Year-to-Date Online Sports Wagering Gross Revenue	29,594,466
16	Monthly Online Sports Wagering Gross Revenue	3,993,407
17	Monthly Adjustments	-
18	Monthly Taxable Online Sports Wagering Gross Revenue	3,993,407
19	Monthly 13% Tax on Online Sports Wagering Gross Revenue	519,143
20	Less: Online Sports Wagering Loss Applied from Prior Month (if applicable)	-
21	Total Online Sports Wagering Tax Payment for this Month	519,143

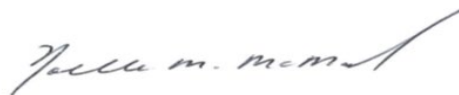
LOSS CARRYFORWARD INFORMATION (13% TAX):

22	Online Sports Wagering Loss Carryforward - End of Prior Month	-
23	Online Sports Wagering Loss Carryforward Applied to Current Month	-
24	Online Sports Wagering Loss - Current Month	-
25	Online Sports Wagering Loss Carryforward - End of Current Month	-

26	Total Sports Wagering Tax Payment (sum lines 9 and 21)	\$ 519,143
27	Monthly Retail Sports Wagering Promotional Gaming Credits Wagered	-
28	Monthly Online Sports Wagering Promotional Gaming Credits Wagered (DGE-101)	-

FORM MAY NOT FOOT DUE TO ROUNDING

Under penalties of perjury, I declare that I have examined this report, and to the best of my knowledge and belief, it is true and complete.



Noelle M. McManus

7/4/2024

Date

Casino Controller 9751-11
Title and License Number

**BORGATA HOTEL CASINO & SPA
ONLINE SPORTS WAGERING SKIN DETAIL REPORT
FOR THE MONTH OF JUNE 2024**

ONLINE SPORTS WAGERING DETAIL BY SKIN

Line	Description	BETMGM Gross Revenue	BORGATA Gross Revenue	Gross Revenue	Total Gross Revenue
14	Year-to-Date Online Sports Wagering Gross Revenue	\$ 30,408,062	\$ 3,179,811	\$ -	\$ 33,587,873
15	Less: Prior Month's Year-to-Date Online Sports Wagering Gross Revenue	26,748,908	2,845,558	-	29,594,466
16	Monthly Online Sports Wagering Gross Revenue	3,659,154	334,253	-	3,993,407

**CAESARS ATLANTIC CITY
MONTHLY SPORTS WAGERING TAX RETURN
FOR THE MONTH OF JUNE 2024**

SPORTS WAGERING - RETAIL

Line (a)	Description (b)	Gross Revenue/Tax (c)
1	Year-to-Date Retail Sports Wagering Gross Revenue	\$ (411,647)
2	Less: Last Month's Year-to-Date Retail Sports Wagering Gross Revenue	(566,300)
3	Monthly Retail Sports Wagering Gross Revenue	154,653
4	Monthly Adjustments	180
5	Monthly Retail Sports Wagering Promotional Gaming Credit Deduction	-
6	Monthly Taxable Retail Sports Wagering Gross Revenue	154,833
7	Monthly 8.5% Tax on Retail Sports Wagering Gross Revenue	13,161
8	Less: Retail Sports Wagering Loss Carryforward Applied (if applicable)	(13,161)
9	Total Retail Sports Wagering Tax Payment for this Month	-

LOSS CARRYFORWARD INFORMATION (8.5% TAX):

10	Retail Sports Wagering Loss Carryforward - End of Prior Month	(48,113)
11	Retail Sports Wagering Loss Carryforward Applied to Current Month	13,161
12	Retail Sports Wagering Loss - Current Month	-
13	Retail Sports Wagering Loss Carryforward - End of Current Month	(34,952)

SPORTS WAGERING - ONLINE

Line (a)	Description (b)	Gross Revenue/Tax (c)
14	Year-to-Date Online Sports Wagering Gross Revenue	\$ -
15	Less: Last Month's Year-to-Date Online Sports Wagering Gross Revenue	-
16	Monthly Online Sports Wagering Gross Revenue	-
17	Monthly Adjustments	-
18	Monthly Taxable Online Sports Wagering Gross Revenue	-
19	Monthly 13% Tax on Online Sports Wagering Gross Revenue	-
20	Less: Online Sports Wagering Loss Applied from Prior Month (if applicable)	-
21	Total Online Sports Wagering Tax Payment for this Month	-


LOSS CARRYFORWARD INFORMATION (13% TAX):

22	Online Sports Wagering Loss Carryforward - End of Prior Month	-
23	Online Sports Wagering Loss Carryforward Applied to Current Month	-
24	Online Sports Wagering Loss - Current Month	-
25	Online Sports Wagering Loss Carryforward - End of Current Month	-

26	Total Sports Wagering Tax Payment (sum lines 9 and 21)	\$ -
27	Monthly Retail Sports Wagering Promotional Gaming Credits Wagered	-
28	Monthly Online Sports Wagering Promotional Gaming Credits Wagered (DGE-101)	-

FORM MAY NOT FOOT DUE TO ROUNDING

Under penalties of perjury, I declare that I have examined this report, and to the best of my knowledge and belief, it is true and complete.



ANGELA BIANCHINI

7/6/2024

Date

OPERATIONS CONTROLLER (8454-11)

Title and License Number

GOLDEN NUGGET MONTHLY SPORTS WAGERING TAX RETURN FOR THE MONTH OF JUNE 2024

SPORTS WAGERING - RETAIL

Line (a)	Description (b)	Gross Revenue/Tax (c)
1	Year-to-Date Retail Sports Wagering Gross Revenue	\$ 28,832
2	Less: Last Month's Year-to-Date Retail Sports Wagering Gross Revenue	(45,106)
3	Monthly Retail Sports Wagering Gross Revenue	73,938
4	Monthly Adjustments	-
5	Monthly Retail Sports Wagering Promotional Gaming Credit Deduction	-
6	Monthly Taxable Retail Sports Wagering Gross Revenue	73,938
7	Monthly 8.5% Tax on Retail Sports Wagering Gross Revenue	6,285
8	Less: Retail Sports Wagering Loss Carryforward Applied (if applicable)	(5,268)
9	Total Retail Sports Wagering Tax Payment for this Month	1,017

LOSS CARRYFORWARD INFORMATION (8.5% TAX):

10	Retail Sports Wagering Loss Carryforward - End of Prior Month	(5,268)
11	Retail Sports Wagering Loss Carryforward Applied to Current Month	5,268
12	Retail Sports Wagering Loss - Current Month	-
13	Retail Sports Wagering Loss Carryforward - End of Current Month	-

SPORTS WAGERING - ONLINE

Line (a)	Description (b)	Gross Revenue/Tax (c)
14	Year-to-Date Online Sports Wagering Gross Revenue	\$ 206,341
15	Less: Last Month's Year-to-Date Online Sports Wagering Gross Revenue	41,024
16	Monthly Online Sports Wagering Gross Revenue	165,317
17	Monthly Adjustments	-
18	Monthly Taxable Online Sports Wagering Gross Revenue	165,317
19	Monthly 13% Tax on Online Sports Wagering Gross Revenue	21,491
20	Less: Online Sports Wagering Loss Applied from Prior Month (if applicable)	(6,224)
21	Total Online Sports Wagering Tax Payment for this Month	15,267

LOSS CARRYFORWARD INFORMATION (13% TAX):

22	Online Sports Wagering Loss Carryforward - End of Prior Month	(6,224)
23	Online Sports Wagering Loss Carryforward Applied to Current Month	6,224
24	Online Sports Wagering Loss - Current Month	-
25	Online Sports Wagering Loss Carryforward - End of Current Month	-

26	Total Sports Wagering Tax Payment (sum lines 9 and 21)	\$ 16,284
27	Monthly Retail Sports Wagering Promotional Gaming Credits Wagered	-
28	Monthly Online Sports Wagering Promotional Gaming Credits Wagered (DGE-101)	-

FORM MAY NOT FOOT DUE TO ROUNDING

Under penalties of perjury, I declare that I have examined this report, and to the best of my knowledge and belief, it is true and complete.



John Caruso

7/9/2024

Date

Executive Director of Finance/Controller 8827.11

**GOLDEN NUGGET
ONLINE SPORTS WAGERING SKIN DETAIL REPORT
FOR THE MONTH OF JUNE 2024**

ONLINE SPORTS WAGERING DETAIL BY SKIN

Line	Description	Golden Nugget Online Gaming Gross Revenue	BETWAY Gross Revenue	Gross Revenue	Total Gross Revenue
14	Year-to-Date Online Sports Wagering Gross Revenue	\$ (199,664)	\$ 406,005	\$ -	\$ 206,341
15	Less: Prior Month's Year-to-Date Online Sports Wagering Gross Revenue	(199,664)	240,688	-	41,024
16	Monthly Online Sports Wagering Gross Revenue	-	165,317	-	165,317

HARD ROCK HOTEL AND CASINO ATLANTIC CITY MONTHLY SPORTS WAGERING TAX RETURN FOR THE MONTH OF JUNE 2024

SPORTS WAGERING - RETAIL

Line (a)	Description (b)	Gross Revenue/Tax (c)
1	Year-to-Date Retail Sports Wagering Gross Revenue	\$ 293,828
2	Less: Last Month's Year-to-Date Retail Sports Wagering Gross Revenue	217,013
3	Monthly Retail Sports Wagering Gross Revenue	76,815
4	Monthly Adjustments	-
5	Monthly Retail Sports Wagering Promotional Gaming Credit Deduction	-
6	Monthly Taxable Retail Sports Wagering Gross Revenue	76,815
7	Monthly 8.5% Tax on Retail Sports Wagering Gross Revenue	6,529
8	Less: Retail Sports Wagering Loss Carryforward Applied (if applicable)	(6,529)
9	Total Retail Sports Wagering Tax Payment for this Month	-

LOSS CARRYFORWARD INFORMATION (8.5% TAX):

10	Retail Sports Wagering Loss Carryforward - End of Prior Month	(24,785)
11	Retail Sports Wagering Loss Carryforward Applied to Current Month	6,529
12	Retail Sports Wagering Loss - Current Month	-
13	Retail Sports Wagering Loss Carryforward - End of Current Month	(18,256)

SPORTS WAGERING - ONLINE

Line (a)	Description (b)	Gross Revenue/Tax (c)
14	Year-to-Date Online Sports Wagering Gross Revenue	\$ 23,774,127
15	Less: Last Month's Year-to-Date Online Sports Wagering Gross Revenue	19,222,115
16	Monthly Online Sports Wagering Gross Revenue	4,552,012
17	Monthly Adjustments	-
18	Monthly Taxable Online Sports Wagering Gross Revenue	4,552,012
19	Monthly 13% Tax on Online Sports Wagering Gross Revenue	591,762
20	Less: Online Sports Wagering Loss Applied from Prior Month (if applicable)	-
21	Total Online Sports Wagering Tax Payment for this Month	591,762

LOSS CARRYFORWARD INFORMATION (13% TAX):

22	Online Sports Wagering Loss Carryforward - End of Prior Month	-
23	Online Sports Wagering Loss Carryforward Applied to Current Month	-
24	Online Sports Wagering Loss - Current Month	-
25	Online Sports Wagering Loss Carryforward - End of Current Month	-

26	Total Sports Wagering Tax Payment (sum lines 9 and 21)	\$ 591,762
27	Monthly Retail Sports Wagering Promotional Gaming Credits Wagered	-
28	Monthly Online Sports Wagering Promotional Gaming Credits Wagered (DGE-101)	-

FORM MAY NOT FOOT DUE TO ROUNDING

Under penalties of perjury, I declare that I have examined this report, and to the best of my knowledge and belief, it is true and complete.

Hetal Mistry

Hetal Mistry

7/9/2024

Date

Casino Controller 10465-11
Title and License Number

**HARD ROCK HOTEL AND CASINO ATLANTIC CITY
ONLINE SPORTS WAGERING SKIN DETAIL REPORT
FOR THE MONTH OF JUNE 2024**

ONLINE SPORTS WAGERING DETAIL BY SKIN

Line	Description	HARD ROCK BET Gross Revenue	BET365 Gross Revenue	UNIBET Gross Revenue	Total Gross Revenue
14	Year-to-Date Online Sports Wagering Gross Revenue	\$ 3,538,839	\$ 19,949,459	\$ 285,829	\$ 23,774,127
15	Less: Prior Month's Year-to-Date Online Sports Wagering Gross Revenue	2,346,662	16,589,624	285,829	19,222,115
16	Monthly Online Sports Wagering Gross Revenue	1,192,177	3,359,835	-	4,552,012

HARRAH'S ATLANTIC CITY MONTHLY SPORTS WAGERING TAX RETURN FOR THE MONTH OF JUNE 2024

SPORTS WAGERING - RETAIL

Line (a)	Description (b)	Gross Revenue/Tax (c)
1	Year-to-Date Retail Sports Wagering Gross Revenue	\$ 395,938
2	Less: Last Month's Year-to-Date Retail Sports Wagering Gross Revenue	339,325
3	Monthly Retail Sports Wagering Gross Revenue	56,613
4	Monthly Adjustments	1
5	Monthly Retail Sports Wagering Promotional Gaming Credit Deduction	-
6	Monthly Taxable Retail Sports Wagering Gross Revenue	56,614
7	Monthly 8.5% Tax on Retail Sports Wagering Gross Revenue	4,812
8	Less: Retail Sports Wagering Loss Carryforward Applied (if applicable)	-
9	Total Retail Sports Wagering Tax Payment for this Month	4,812

LOSS CARRYFORWARD INFORMATION (8.5% TAX):

10	Retail Sports Wagering Loss Carryforward - End of Prior Month	-
11	Retail Sports Wagering Loss Carryforward Applied to Current Month	-
12	Retail Sports Wagering Loss - Current Month	-
13	Retail Sports Wagering Loss Carryforward - End of Current Month	-

SPORTS WAGERING - ONLINE

Line (a)	Description (b)	Gross Revenue/Tax (c)
14	Year-to-Date Online Sports Wagering Gross Revenue	\$ -
15	Less: Last Month's Year-to-Date Online Sports Wagering Gross Revenue	-
16	Monthly Online Sports Wagering Gross Revenue	-
17	Monthly Adjustments	-
18	Monthly Taxable Online Sports Wagering Gross Revenue	-
19	Monthly 13% Tax on Online Sports Wagering Gross Revenue	-
20	Less: Online Sports Wagering Loss Applied from Prior Month (if applicable)	-
21	Total Online Sports Wagering Tax Payment for this Month	-


LOSS CARRYFORWARD INFORMATION (13% TAX):

22	Online Sports Wagering Loss Carryforward - End of Prior Month	-
23	Online Sports Wagering Loss Carryforward Applied to Current Month	-
24	Online Sports Wagering Loss - Current Month	-
25	Online Sports Wagering Loss Carryforward - End of Current Month	-

26	Total Sports Wagering Tax Payment (sum lines 9 and 21)	\$ 4,812
27	Monthly Retail Sports Wagering Promotional Gaming Credits Wagered	-
28	Monthly Online Sports Wagering Promotional Gaming Credits Wagered (DGE-101)	-

FORM MAY NOT FOOT DUE TO ROUNDING

Under penalties of perjury, I declare that I have examined this report, and to the best of my knowledge and belief, it is true and complete.

 Taalib-deen Muhammad	7/6/2024 Date
---	------------------

Operations Controller (08168-11)
Title and License Number

OCEAN CASINO RESORT MONTHLY SPORTS WAGERING TAX RETURN FOR THE MONTH OF JUNE 2024

SPORTS WAGERING - RETAIL

Line (a)	Description (b)	Gross Revenue/Tax (c)
1	Year-to-Date Retail Sports Wagering Gross Revenue	\$ 55,182
2	Less: Last Month's Year-to-Date Retail Sports Wagering Gross Revenue	43,980
3	Monthly Retail Sports Wagering Gross Revenue	11,202
4	Monthly Adjustments	130
5	Monthly Retail Sports Wagering Promotional Gaming Credit Deduction	-
6	Monthly Taxable Retail Sports Wagering Gross Revenue	11,332
7	Monthly 8.5% Tax on Retail Sports Wagering Gross Revenue	963
8	Less: Retail Sports Wagering Loss Carryforward Applied (if applicable)	(963)
9	Total Retail Sports Wagering Tax Payment for this Month	-

LOSS CARRYFORWARD INFORMATION (8.5% TAX):

10	Retail Sports Wagering Loss Carryforward - End of Prior Month	(4,623)
11	Retail Sports Wagering Loss Carryforward Applied to Current Month	963
12	Retail Sports Wagering Loss - Current Month	-
13	Retail Sports Wagering Loss Carryforward - End of Current Month	(3,660)

SPORTS WAGERING - ONLINE

Line (a)	Description (b)	Gross Revenue/Tax (c)
14	Year-to-Date Online Sports Wagering Gross Revenue	\$ 1,592,799
15	Less: Last Month's Year-to-Date Online Sports Wagering Gross Revenue	1,622,726
16	Monthly Online Sports Wagering Gross Revenue	(29,927)
17	Monthly Adjustments	-
18	Monthly Taxable Online Sports Wagering Gross Revenue	(29,927)
19	Monthly 13% Tax on Online Sports Wagering Gross Revenue	(3,891)
20	Less: Online Sports Wagering Loss Applied from Prior Month (if applicable)	-
21	Total Online Sports Wagering Tax Payment for this Month	-

LOSS CARRYFORWARD INFORMATION (13% TAX):

22	Online Sports Wagering Loss Carryforward - End of Prior Month	-
23	Online Sports Wagering Loss Carryforward Applied to Current Month	-
24	Online Sports Wagering Loss - Current Month	(3,891)
25	Online Sports Wagering Loss Carryforward - End of Current Month	(3,891)

26	Total Sports Wagering Tax Payment (sum lines 9 and 21)	\$ -
27	Monthly Retail Sports Wagering Promotional Gaming Credits Wagered	-
28	Monthly Online Sports Wagering Promotional Gaming Credits Wagered (DGE-101)	-

FORM MAY NOT FOOT DUE TO ROUNDING

Under penalties of perjury, I declare that I have examined this report, and to the best of my knowledge and belief, it is true and complete.



Frank Pollock

7/9/2024

Date

Casino Accounting Controller 9869-11

Title and License Number

**OCEAN CASINO RESORT
ONLINE SPORTS WAGERING SKIN DETAIL REPORT
FOR THE MONTH OF JUNE 2024**

ONLINE SPORTS WAGERING DETAIL BY SKIN

Line	Description	TIPICO Gross Revenue	PRIME Gross Revenue	Gross Revenue	Total Gross Revenue
14	Year-to-Date Online Sports Wagering Gross Revenue	\$ 1,597,981	\$ (5,182)	\$ -	\$ 1,592,799
15	Less: Prior Month's Year-to-Date Online Sports Wagering Gross Revenue	1,421,310	201,416	-	1,622,726
16	Monthly Online Sports Wagering Gross Revenue	176,671	(206,598)	-	(29,927)

**RESORTS CASINO HOTEL (DGMB CASINO, LLC)
MONTHLY SPORTS WAGERING TAX RETURN
FOR THE MONTH OF JUNE 2024**

SPORTS WAGERING - RETAIL

Line (a)	Description (b)	Gross Revenue/Tax (c)
1	Year-to-Date Retail Sports Wagering Gross Revenue	\$ (261,088)
2	Less: Last Month's Year-to-Date Retail Sports Wagering Gross Revenue	(360,431)
3	Monthly Retail Sports Wagering Gross Revenue	99,343
4	Monthly Adjustments	-
5	Monthly Retail Sports Wagering Promotional Gaming Credit Deduction	-
6	Monthly Taxable Retail Sports Wagering Gross Revenue	99,343
7	Monthly 8.5% Tax on Retail Sports Wagering Gross Revenue	8,444
8	Less: Retail Sports Wagering Loss Carryforward Applied (if applicable)	(8,444)
9	Total Retail Sports Wagering Tax Payment for this Month	-

LOSS CARRYFORWARD INFORMATION (8.5% TAX):

10	Retail Sports Wagering Loss Carryforward - End of Prior Month	(60,302)
11	Retail Sports Wagering Loss Carryforward Applied to Current Month	8,444
12	Retail Sports Wagering Loss - Current Month	-
13	Retail Sports Wagering Loss Carryforward - End of Current Month	(51,858)

SPORTS WAGERING - ONLINE

Line (a)	Description (b)	Gross Revenue/Tax (c)
14	Year-to-Date Online Sports Wagering Gross Revenue	\$ -
15	Less: Last Month's Year-to-Date Online Sports Wagering Gross Revenue	-
16	Monthly Online Sports Wagering Gross Revenue	-
17	Monthly Adjustments	-
18	Monthly Taxable Online Sports Wagering Gross Revenue	-
19	Monthly 13% Tax on Online Sports Wagering Gross Revenue	-
20	Less: Online Sports Wagering Loss Applied from Prior Month (if applicable)	-
21	Total Online Sports Wagering Tax Payment for this Month	-

LOSS CARRYFORWARD INFORMATION (13% TAX):

22	Online Sports Wagering Loss Carryforward - End of Prior Month	-
23	Online Sports Wagering Loss Carryforward Applied to Current Month	-
24	Online Sports Wagering Loss - Current Month	-
25	Online Sports Wagering Loss Carryforward - End of Current Month	-

26	Total Sports Wagering Tax Payment (sum lines 9 and 21)	\$ -
27	Monthly Retail Sports Wagering Promotional Gaming Credits Wagered	-
28	Monthly Online Sports Wagering Promotional Gaming Credits Wagered (DGE-101)	-

FORM MAY NOT FOOT DUE TO ROUNDING

Under penalties of perjury, I declare that I have examined this report, and to the best of my knowledge and belief, it is true and complete.



Christopher Crane

7/8/2024

Date

DIR. OF OPERATIONAL ACCOUNTING (10651-11)

Title and License Number

RESORTS DIGITAL GAMING, LLC
MONTHLY SPORTS WAGERING TAX RETURN
FOR THE MONTH OF JUNE 2024

SPORTS WAGERING - RETAIL

Line (a)	Description (b)	Gross Revenue/Tax (c)
1	Year-to-Date Retail Sports Wagering Gross Revenue	\$ -
2	Less: Last Month's Year-to-Date Retail Sports Wagering Gross Revenue	-
3	Monthly Retail Sports Wagering Gross Revenue	-
4	Monthly Adjustments	-
5	Monthly Retail Sports Wagering Promotional Gaming Credit Deduction	-
6	Monthly Taxable Retail Sports Wagering Gross Revenue	-
7	Monthly 8.5% Tax on Retail Sports Wagering Gross Revenue	-
8	Less: Retail Sports Wagering Loss Carryforward Applied (if applicable)	-
9	Total Retail Sports Wagering Tax Payment for this Month	-

LOSS CARRYFORWARD INFORMATION (8.5% TAX):

10	Retail Sports Wagering Loss Carryforward - End of Prior Month	-
11	Retail Sports Wagering Loss Carryforward Applied to Current Month	-
12	Retail Sports Wagering Loss - Current Month	-
13	Retail Sports Wagering Loss Carryforward - End of Current Month	-

SPORTS WAGERING - ONLINE

Line (a)	Description (b)	Gross Revenue/Tax (c)
14	Year-to-Date Online Sports Wagering Gross Revenue	\$ 137,448,964
15	Less: Last Month's Year-to-Date Online Sports Wagering Gross Revenue	123,091,963
16	Monthly Online Sports Wagering Gross Revenue	14,357,001
17	Monthly Adjustments	514,401
18	Monthly Taxable Online Sports Wagering Gross Revenue	14,871,402
19	Monthly 13% Tax on Online Sports Wagering Gross Revenue	1,933,282
20	Less: Online Sports Wagering Loss Applied from Prior Month (if applicable)	-
21	Total Online Sports Wagering Tax Payment for this Month	1,933,282

LOSS CARRYFORWARD INFORMATION (13% TAX):

22	Online Sports Wagering Loss Carryforward - End of Prior Month	-
23	Online Sports Wagering Loss Carryforward Applied to Current Month	-
24	Online Sports Wagering Loss - Current Month	-
25	Online Sports Wagering Loss Carryforward - End of Current Month	-

26	Total Sports Wagering Tax Payment (sum lines 9 and 21)	\$ 1,933,282
27	Monthly Retail Sports Wagering Promotional Gaming Credits Wagered	-
28	Monthly Online Sports Wagering Promotional Gaming Credits Wagered (DGE-101)	-

FORM MAY NOT FOOT DUE TO ROUNDING

Under penalties of perjury, I declare that I have examined this report, and to the best of my knowledge and belief, it is true and complete.

Brian Fogler

 Brian Fogler

7/8/2024

 Date

 Director of Finance & Operations 010516-11

 Title and License Number

RESORTS DIGITAL GAMING, LLC
ONLINE SPORTS WAGERING SKIN DETAIL REPORT
FOR THE MONTH OF JUNE 2024

ONLINE SPORTS WAGERING DETAIL BY SKIN

Line	Description	DraftKings Gross Revenue	Gross Revenue	Gross Revenue	Total Gross Revenue
14	Year-to-Date Online Sports Wagering Gross Revenue	\$ 137,448,964	\$ -	\$ -	\$ 137,448,964
15	Less: Prior Month's Year-to-Date Online Sports Wagering Gross Revenue	123,091,963	-	-	123,091,963
16	Monthly Online Sports Wagering Gross Revenue	14,357,001	-	-	14,357,001

TROPICANA CASINO & RESORT MONTHLY SPORTS WAGERING TAX RETURN FOR THE MONTH OF JUNE 2024

SPORTS WAGERING - RETAIL

Line (a)	Description (b)	Gross Revenue/Tax (c)
1	Year-to-Date Retail Sports Wagering Gross Revenue	\$ 398,880
2	Less: Last Month's Year-to-Date Retail Sports Wagering Gross Revenue	376,053
3	Monthly Retail Sports Wagering Gross Revenue	22,827
4	Monthly Adjustments	153
5	Monthly Retail Sports Wagering Promotional Gaming Credit Deduction	-
6	Monthly Taxable Retail Sports Wagering Gross Revenue	22,980
7	Monthly 8.5% Tax on Retail Sports Wagering Gross Revenue	1,953
8	Less: Retail Sports Wagering Loss Carryforward Applied (if applicable)	-
9	Total Retail Sports Wagering Tax Payment for this Month	1,953

LOSS CARRYFORWARD INFORMATION (8.5% TAX):

10	Retail Sports Wagering Loss Carryforward - End of Prior Month	-
11	Retail Sports Wagering Loss Carryforward Applied to Current Month	-
12	Retail Sports Wagering Loss - Current Month	-
13	Retail Sports Wagering Loss Carryforward - End of Current Month	-

SPORTS WAGERING - ONLINE

Line (a)	Description (b)	Gross Revenue/Tax (c)
14	Year-to-Date Online Sports Wagering Gross Revenue	\$ -
15	Less: Last Month's Year-to-Date Online Sports Wagering Gross Revenue	-
16	Monthly Online Sports Wagering Gross Revenue	-
17	Monthly Adjustments	-
18	Monthly Taxable Online Sports Wagering Gross Revenue	-
19	Monthly 13% Tax on Online Sports Wagering Gross Revenue	-
20	Less: Online Sports Wagering Loss Applied from Prior Month (if applicable)	-
21	Total Online Sports Wagering Tax Payment for this Month	-

LOSS CARRYFORWARD INFORMATION (13% TAX):

22	Online Sports Wagering Loss Carryforward - End of Prior Month	-
23	Online Sports Wagering Loss Carryforward Applied to Current Month	-
24	Online Sports Wagering Loss - Current Month	-
25	Online Sports Wagering Loss Carryforward - End of Current Month	-

26	Total Sports Wagering Tax Payment (sum lines 9 and 21)	\$ 1,953
27	Monthly Retail Sports Wagering Promotional Gaming Credits Wagered	-
28	Monthly Online Sports Wagering Promotional Gaming Credits Wagered (DGE-101)	-

FORM MAY NOT FOOT DUE TO ROUNDING

Under penalties of perjury, I declare that I have examined this report, and to the best of my knowledge and belief, it is true and complete.



John Happersett

7/9/2024

Operations Controller 009569-11
Title and License Number

**TROPICANA CASINO & RESORT
MONTHLY SPORTS WAGERING TAX RETURN
FOR THE MONTH OF JUNE 2024**

SPORTS WAGERING - RETAIL

Line (a)	Description (b)	Gross Revenue/Tax (c)
1	Year-to-Date Retail Sports Wagering Gross Revenue	\$ -
2	Less: Last Month's Year-to-Date Retail Sports Wagering Gross Revenue	-
3	Monthly Retail Sports Wagering Gross Revenue	-
4	Monthly Adjustments	-
5	Monthly Retail Sports Wagering Promotional Gaming Credit Deduction	-
6	Monthly Taxable Retail Sports Wagering Gross Revenue	-
7	Monthly 8.5% Tax on Retail Sports Wagering Gross Revenue	-
8	Less: Retail Sports Wagering Loss Carryforward Applied (if applicable)	-
9	Total Retail Sports Wagering Tax Payment for this Month	-

LOSS CARRYFORWARD INFORMATION (8.5% TAX):

10	Retail Sports Wagering Loss Carryforward - End of Prior Month	-
11	Retail Sports Wagering Loss Carryforward Applied to Current Month	-
12	Retail Sports Wagering Loss - Current Month	-
13	Retail Sports Wagering Loss Carryforward - End of Current Month	-

SPORTS WAGERING - ONLINE

Line (a)	Description (b)	Gross Revenue/Tax (c)
14	Year-to-Date Online Sports Wagering Gross Revenue	\$ 13,282,957
15	Less: Last Month's Year-to-Date Online Sports Wagering Gross Revenue	11,271,313
16	Monthly Online Sports Wagering Gross Revenue	2,011,644
17	Monthly Adjustments	-
18	Monthly Taxable Online Sports Wagering Gross Revenue	2,011,644
19	Monthly 13% Tax on Online Sports Wagering Gross Revenue	261,514
20	Less: Online Sports Wagering Loss Applied from Prior Month (if applicable)	-
21	Total Online Sports Wagering Tax Payment for this Month	261,514

LOSS CARRYFORWARD INFORMATION (13% TAX):

22	Online Sports Wagering Loss Carryforward - End of Prior Month	-
23	Online Sports Wagering Loss Carryforward Applied to Current Month	-
24	Online Sports Wagering Loss - Current Month	-
25	Online Sports Wagering Loss Carryforward - End of Current Month	-

26	Total Sports Wagering Tax Payment (sum lines 9 and 21)	\$ 261,514
----	--	------------

27	Monthly Retail Sports Wagering Promotional Gaming Credits Wagered	-
28	Monthly Online Sports Wagering Promotional Gaming Credits Wagered (DGE-101)	-

FORM MAY NOT FOOT DUE TO ROUNDING

Under penalties of perjury, I declare that I have examined this report, and to the best of my knowledge and belief, it is true and complete.

Cheryl Francese

Cheryl Francese

7/10/2024

Date

Vice President of Finance Caesars Digital (#010834-11)

Title and License Number

TROPICANA CASINO & RESORT
ONLINE SPORTS WAGERING SKIN DETAIL REPORT
FOR THE MONTH OF JUNE 2024

ONLINE SPORTS WAGERING DETAIL BY SKIN

Line	Description	Caesars Sportsbook Gross Revenue	Gross Revenue	Gross Revenue	Total Gross Revenue
14	Year-to-Date Online Sports Wagering Gross Revenue	\$ 13,282,957	\$ -	\$ -	\$ 13,282,957
15	Less: Prior Month's Year-to-Date Online Sports Wagering Gross Revenue	11,271,313	-	-	11,271,313
16	Monthly Online Sports Wagering Gross Revenue	2,011,644	-	-	2,011,644

**FR PARK RACING, LP (FREEHOLD RACEWAY)
MONTHLY SPORTS WAGERING TAX RETURN
FOR THE MONTH OF JUNE 2024**

SPORTS WAGERING - RETAIL

Line (a)	Description (b)	Gross Revenue/Tax (c)
1	Year-to-Date Retail Sports Wagering Gross Revenue	\$ 739,374
2	Less: Last Month's Year-to-Date Retail Sports Wagering Gross Revenue	739,981
3	Monthly Retail Sports Wagering Gross Revenue	(607)
4	Monthly Adjustments	17
5	Monthly Retail Sports Wagering Promotional Gaming Credit Deduction	-
6	Monthly Taxable Retail Sports Wagering Gross Revenue	(590)
7	Monthly 8.5% Tax on Retail Sports Wagering Gross Revenue	(50)
8	Less: Retail Sports Wagering Loss Carryforward Applied (if applicable)	-
9	Total Retail Sports Wagering Tax Payment for this Month	-

LOSS CARRYFORWARD INFORMATION (8.5% TAX):

10	Retail Sports Wagering Loss Carryforward - End of Prior Month	-
11	Retail Sports Wagering Loss Carryforward Applied to Current Month	-
12	Retail Sports Wagering Loss - Current Month	(50)
13	Retail Sports Wagering Loss Carryforward - End of Current Month	(50)

SPORTS WAGERING - ONLINE

Line (a)	Description (b)	Gross Revenue/Tax (c)
14	Year-to-Date Online Sports Wagering Gross Revenue	\$ 7,837,853
15	Less: Last Month's Year-to-Date Online Sports Wagering Gross Revenue	6,003,257
16	Monthly Online Sports Wagering Gross Revenue	1,834,596
17	Monthly Adjustments	-
18	Monthly Taxable Online Sports Wagering Gross Revenue	1,834,596
19	Monthly 13% Tax on Online Sports Wagering Gross Revenue	238,497
20	Less: Online Sports Wagering Loss Applied from Prior Month (if applicable)	-
21	Total Online Sports Wagering Tax Payment for this Month	238,497

LOSS CARRYFORWARD INFORMATION (13% TAX):

22	Online Sports Wagering Loss Carryforward - End of Prior Month	-
23	Online Sports Wagering Loss Carryforward Applied to Current Month	-
24	Online Sports Wagering Loss - Current Month	-
25	Online Sports Wagering Loss Carryforward - End of Current Month	-

26	Total Sports Wagering Tax Payment (sum lines 9 and 21)	\$ 238,497
27	Monthly Retail Sports Wagering Promotional Gaming Credits Wagered	-
28	Monthly Online Sports Wagering Promotional Gaming Credits Wagered (DGE-101)	-

FORM MAY NOT FOOT DUE TO ROUNDING

Under penalties of perjury, I declare that I have examined this report, and to the best of my knowledge and belief, it is true and complete.



Mark Rosenthal

7/5/2024

Date

CFO (10349-11)

Title and License Number

**FR PARK RACING, LP (FREEHOLD RACEWAY)
ONLINE SPORTS WAGERING SKIN DETAIL REPORT
FOR THE MONTH OF JUNE 2024**

ONLINE SPORTS WAGERING DETAIL BY SKIN

Line	Description	ESPN BET Gross Revenue	PLAYUP Gross Revenue	betPARX Gross Revenue	Total Gross Revenue
14	Year-to-Date Online Sports Wagering Gross Revenue	\$ 6,800,597	\$ (80)	\$ 1,037,336	\$ 7,837,853
15	Less: Prior Month's Year-to-Date Online Sports Wagering Gross Revenue	5,118,285	(80)	885,052	6,003,257
16	Monthly Online Sports Wagering Gross Revenue	1,682,312	-	152,284	1,834,596

NEW MEADOWLANDS RACETRACK LLC MONTHLY SPORTS WAGERING TAX RETURN FOR THE MONTH OF JUNE 2024

SPORTS WAGERING - RETAIL

Line (a)	Description (b)	Gross Revenue/Tax (c)
1	Year-to-Date Retail Sports Wagering Gross Revenue	\$ 12,002,559
2	Less: Last Month's Year-to-Date Retail Sports Wagering Gross Revenue	\$ 11,165,222
3	Monthly Retail Sports Wagering Gross Revenue	837,337
4	Monthly Adjustments	204
5	Monthly Retail Sports Wagering Promotional Gaming Credit Deduction	-
6	Monthly Taxable Retail Sports Wagering Gross Revenue	837,541
7	Monthly 8.5% Tax on Retail Sports Wagering Gross Revenue	71,191
8	Less: Retail Sports Wagering Loss Carryforward Applied (if applicable)	-
9	Total Retail Sports Wagering Tax Payment for this Month	71,191

LOSS CARRYFORWARD INFORMATION (8.5% TAX):

10	Retail Sports Wagering Loss Carryforward - End of Prior Month	-
11	Retail Sports Wagering Loss Carryforward Applied to Current Month	-
12	Retail Sports Wagering Loss - Current Month	-
13	Retail Sports Wagering Loss Carryforward - End of Current Month	-

SPORTS WAGERING - ONLINE

Line (a)	Description (b)	Gross Revenue/Tax (c)
14	Year-to-Date Online Sports Wagering Gross Revenue	\$ 329,381,780
15	Less: Last Month's Year-to-Date Online Sports Wagering Gross Revenue	300,039,104
16	Monthly Online Sports Wagering Gross Revenue	29,342,676
17	Monthly Adjustments	-
18	Monthly Taxable Online Sports Wagering Gross Revenue	29,342,676
19	Monthly 13% Tax on Online Sports Wagering Gross Revenue	3,814,548
20	Less: Online Sports Wagering Loss Applied from Prior Month (if applicable)	-
21	Total Online Sports Wagering Tax Payment for this Month	3,814,548

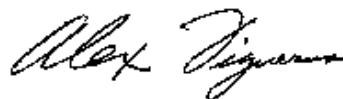
LOSS CARRYFORWARD INFORMATION (13% TAX):

22	Online Sports Wagering Loss Carryforward - End of Prior Month	-
23	Online Sports Wagering Loss Carryforward Applied to Current Month	-
24	Online Sports Wagering Loss - Current Month	-
25	Online Sports Wagering Loss Carryforward - End of Current Month	-

26	Total Sports Wagering Tax Payment (sum lines 9 and 21)	\$ 3,885,739
27	Monthly Retail Sports Wagering Promotional Gaming Credits Wagered	-
28	Monthly Online Sports Wagering Promotional Gaming Credits Wagered (DGE-101)	-

FORM MAY NOT FOOT DUE TO ROUNDING

Under penalties of perjury, I declare that I have examined this report, and to the best of my knowledge and belief, it is true and complete.



Alex Figueras

7/9/2024

Date

Chief Financial Officer (10031-11)

Title and License Number

**NEW MEADOWLANDS RACETRACK LLC
ONLINE SPORTS WAGERING SKIN DETAIL REPORT
FOR THE MONTH OF JUNE 2024**

ONLINE SPORTS WAGERING DETAIL BY SKIN

Line	Description	Fanduel Gross Revenue	Pointsbet Gross Revenue	SuperBook Gross Revenue	Total Gross Revenue
14	Year-to-Date Online Sports Wagering Gross Revenue	\$ 240,554,727	\$ 88,345,472	\$ 481,581	\$ 329,381,780
15	Less: Prior Month's Year-to-Date Online Sports Wagering Gross Revenue	211,407,109	88,345,472	286,523	300,039,104
16	Monthly Online Sports Wagering Gross Revenue	29,147,618	-	195,058	29,342,676

DARBY DEVELOPMENT (MONMOUTH PARK) MONTHLY SPORTS WAGERING TAX RETURN FOR THE MONTH OF JUNE 2024

SPORTS WAGERING - RETAIL

Line (a)	Description (b)	Gross Revenue/Tax (c)
1	Year-to-Date Retail Sports Wagering Gross Revenue	\$ 1,390,559
2	Less: Last Month's Year-to-Date Retail Sports Wagering Gross Revenue	1,221,952
3	Monthly Retail Sports Wagering Gross Revenue	168,607
4	Monthly Adjustments	23
5	Monthly Retail Sports Wagering Promotional Gaming Credit Deduction	-
6	Monthly Taxable Retail Sports Wagering Gross Revenue	168,630
7	Monthly 8.5% Tax on Retail Sports Wagering Gross Revenue	14,334
8	Less: Retail Sports Wagering Loss Carryforward Applied (if applicable)	(14,334)
9	Total Retail Sports Wagering Tax Payment for this Month	-

LOSS CARRYFORWARD INFORMATION (8.5% TAX):

10	Retail Sports Wagering Loss Carryforward - End of Prior Month	(19,793)
11	Retail Sports Wagering Loss Carryforward Applied to Current Month	14,334
12	Retail Sports Wagering Loss - Current Month	-
13	Retail Sports Wagering Loss Carryforward - End of Current Month	(5,459)

SPORTS WAGERING - ONLINE

Line (a)	Description (b)	Gross Revenue/Tax (c)
14	Year-to-Date Online Sports Wagering Gross Revenue	\$ 7,133,155
15	Less: Last Month's Year-to-Date Online Sports Wagering Gross Revenue	6,397,857
16	Monthly Online Sports Wagering Gross Revenue	735,298
17	Monthly Adjustments	-
18	Monthly Taxable Online Sports Wagering Gross Revenue	735,298
19	Monthly 13% Tax on Online Sports Wagering Gross Revenue	95,589
20	Less: Online Sports Wagering Loss Applied from Prior Month (if applicable)	-
21	Total Online Sports Wagering Tax Payment for this Month	95,589

LOSS CARRYFORWARD INFORMATION (13% TAX):

22	Online Sports Wagering Loss Carryforward - End of Prior Month	-
23	Online Sports Wagering Loss Carryforward Applied to Current Month	-
24	Online Sports Wagering Loss - Current Month	-
25	Online Sports Wagering Loss Carryforward - End of Current Month	-

26	Total Sports Wagering Tax Payment (sum lines 9 and 21)	\$ 95,589
27	Monthly Retail Sports Wagering Promotional Gaming Credits Wagered	-
28	Monthly Online Sports Wagering Promotional Gaming Credits Wagered (DGE-101)	-

FORM MAY NOT FOOT DUE TO ROUNDING

Under penalties of perjury, I declare that I have examined this report, and to the best of my knowledge and belief, it is true and complete.



Bill Knauf

7/8/2024

Date

VP of Business Operations (9963-11)

Title and License Number

**DARBY DEVELOPMENT (MONMOUTH PARK)
ONLINE SPORTS WAGERING SKIN DETAIL REPORT
FOR THE MONTH OF JUNE 2024**

ONLINE SPORTS WAGERING DETAIL BY SKIN

Line	Description	Caesars Sportsbook Gross Revenue	BetRivers Gross Revenue	Gross Revenue	Total Gross Revenue
14	Year-to-Date Online Sports Wagering Gross Revenue	\$ 2,179,970	\$ 4,953,185	\$ -	\$ 7,133,155
15	Less: Prior Month's Year-to-Date Online Sports Wagering Gross Revenue	2,131,626	4,266,231	-	6,397,857
16	Monthly Online Sports Wagering Gross Revenue	48,344	686,954	-	735,298