

**PREMIER ENTERTAINMENT AC, LLC DBA BALLY'S AC
MONTHLY SPORTS WAGERING TAX RETURN
FOR THE MONTH OF MAY 2024**

SPORTS WAGERING - RETAIL

Line (a)	Description (b)	Gross Revenue/Tax (c)
1	Year-to-Date Retail Sports Wagering Gross Revenue	\$ (18,056)
2	Less: Last Month's Year-to-Date Retail Sports Wagering Gross Revenue	(42,657)
3	Monthly Retail Sports Wagering Gross Revenue	24,601
4	Monthly Adjustments	-
5	Monthly Retail Sports Wagering Promotional Gaming Credit Deduction	-
6	Monthly Taxable Retail Sports Wagering Gross Revenue	24,601
7	Monthly 8.5% Tax on Retail Sports Wagering Gross Revenue	2,091
8	Less: Retail Sports Wagering Loss Carryforward Applied (if applicable)	(2,091)
9	Total Retail Sports Wagering Tax Payment for this Month	-

LOSS CARRYFORWARD INFORMATION (8.5% TAX):

10	Retail Sports Wagering Loss Carryforward - End of Prior Month	(3,626)
11	Retail Sports Wagering Loss Carryforward Applied to Current Month	2,091
12	Retail Sports Wagering Loss - Current Month	-
13	Retail Sports Wagering Loss Carryforward - End of Current Month	(1,535)

SPORTS WAGERING - ONLINE

Line (a)	Description (b)	Gross Revenue/Tax (c)
14	Year-to-Date Online Sports Wagering Gross Revenue	\$ 2,276,908
15	Less: Last Month's Year-to-Date Online Sports Wagering Gross Revenue	233,238
16	Monthly Online Sports Wagering Gross Revenue	2,043,670
17	Monthly Adjustments	-
18	Monthly Taxable Online Sports Wagering Gross Revenue	2,043,670
19	Monthly 13% Tax on Online Sports Wagering Gross Revenue	265,677
20	Less: Online Sports Wagering Loss Applied from Prior Month (if applicable)	(45,322)
21	Total Online Sports Wagering Tax Payment for this Month	220,355

LOSS CARRYFORWARD INFORMATION (13% TAX):

22	Online Sports Wagering Loss Carryforward - End of Prior Month	(45,322)
23	Online Sports Wagering Loss Carryforward Applied to Current Month	45,322
24	Online Sports Wagering Loss - Current Month	-
25	Online Sports Wagering Loss Carryforward - End of Current Month	-

26	Total Sports Wagering Tax Payment (sum lines 9 and 21)	\$ 220,355
27	Monthly Retail Sports Wagering Promotional Gaming Credits Wagered	-
28	Monthly Online Sports Wagering Promotional Gaming Credits Wagered (DGE-101)	-

FORM MAY NOT FOOT DUE TO ROUNDING

Under penalties of perjury, I declare that I have examined this report, and to the best of my knowledge and belief, it is true and complete.

Kathleen Worth

Kathleen Worth

6/7/2024

Date

Operations Controller 6896-11

Title and License Number

**PREMIER ENTERTAINMENT AC, LLC DBA BALLY'S AC
ONLINE SPORTS WAGERING SKIN DETAIL REPORT
FOR THE MONTH OF MAY 2024**

ONLINE SPORTS WAGERING DETAIL BY SKIN

Line	Description	SPORTTRADE Gross Revenue	BETFANATICS Gross Revenue	Gross Revenue	Total Gross Revenue
14	Year-to-Date Online Sports Wagering Gross Revenue	\$ 255,615	\$ 2,021,293	\$ -	\$ 2,276,908
15	Less: Prior Month's Year-to-Date Online Sports Wagering Gross Revenue	233,238	-	-	233,238
16	Monthly Online Sports Wagering Gross Revenue	22,377	2,021,293	-	2,043,670

**BORGATA HOTEL CASINO & SPA
MONTHLY SPORTS WAGERING TAX RETURN
FOR THE MONTH OF MAY 2024**

SPORTS WAGERING - RETAIL

Line (a)	Description (b)	Gross Revenue/Tax (c)
1	Year-to-Date Retail Sports Wagering Gross Revenue	\$ (83,718)
2	Less: Last Month's Year-to-Date Retail Sports Wagering Gross Revenue	(60,150)
3	Monthly Retail Sports Wagering Gross Revenue	(23,568)
4	Monthly Adjustments	-
5	Monthly Retail Sports Wagering Promotional Gaming Credit Deduction	-
6	Monthly Taxable Retail Sports Wagering Gross Revenue	(23,568)
7	Monthly 8.5% Tax on Retail Sports Wagering Gross Revenue	(2,003)
8	Less: Retail Sports Wagering Loss Carryforward Applied (if applicable)	-
9	Total Retail Sports Wagering Tax Payment for this Month	-

LOSS CARRYFORWARD INFORMATION (8.5% TAX):

10	Retail Sports Wagering Loss Carryforward - End of Prior Month	(19,740)
11	Retail Sports Wagering Loss Carryforward Applied to Current Month	-
12	Retail Sports Wagering Loss - Current Month	(2,003)
13	Retail Sports Wagering Loss Carryforward - End of Current Month	(21,743)

SPORTS WAGERING - ONLINE

Line (a)	Description (b)	Gross Revenue/Tax (c)
14	Year-to-Date Online Sports Wagering Gross Revenue	\$ 29,594,466
15	Less: Last Month's Year-to-Date Online Sports Wagering Gross Revenue	23,973,003
16	Monthly Online Sports Wagering Gross Revenue	5,621,463
17	Monthly Adjustments	-
18	Monthly Taxable Online Sports Wagering Gross Revenue	5,621,463
19	Monthly 13% Tax on Online Sports Wagering Gross Revenue	730,790
20	Less: Online Sports Wagering Loss Applied from Prior Month (if applicable)	-
21	Total Online Sports Wagering Tax Payment for this Month	730,790

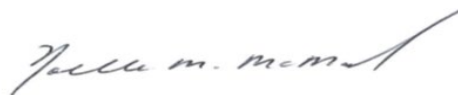
LOSS CARRYFORWARD INFORMATION (13% TAX):

22	Online Sports Wagering Loss Carryforward - End of Prior Month	-
23	Online Sports Wagering Loss Carryforward Applied to Current Month	-
24	Online Sports Wagering Loss - Current Month	-
25	Online Sports Wagering Loss Carryforward - End of Current Month	-

26	Total Sports Wagering Tax Payment (sum lines 9 and 21)	\$ 730,790
27	Monthly Retail Sports Wagering Promotional Gaming Credits Wagered	-
28	Monthly Online Sports Wagering Promotional Gaming Credits Wagered (DGE-101)	-

FORM MAY NOT FOOT DUE TO ROUNDING

Under penalties of perjury, I declare that I have examined this report, and to the best of my knowledge and belief, it is true and complete.



Noelle M. McManus

6/5/2024

Date

Casino Controller 9751-11
Title and License Number

BORGATA HOTEL CASINO & SPA
ONLINE SPORTS WAGERING SKIN DETAIL REPORT
FOR THE MONTH OF MAY 2024

ONLINE SPORTS WAGERING DETAIL BY SKIN

Line	Description	BETMGM Gross Revenue	BORGATA Gross Revenue	Gross Revenue	Total Gross Revenue
14	Year-to-Date Online Sports Wagering Gross Revenue	\$ 26,748,908	\$ 2,845,558	\$ -	\$ 29,594,466
15	Less: Prior Month's Year-to-Date Online Sports Wagering Gross Revenue	21,780,987	2,192,016	-	23,973,003
16	Monthly Online Sports Wagering Gross Revenue	4,967,921	653,542	-	5,621,463

**CAESARS ATLANTIC CITY
MONTHLY SPORTS WAGERING TAX RETURN
FOR THE MONTH OF MAY 2024**

SPORTS WAGERING - RETAIL

Line (a)	Description (b)	Gross Revenue/Tax (c)
1	Year-to-Date Retail Sports Wagering Gross Revenue	\$ (566,300)
2	Less: Last Month's Year-to-Date Retail Sports Wagering Gross Revenue	(194,487)
3	Monthly Retail Sports Wagering Gross Revenue	(371,813)
4	Monthly Adjustments	-
5	Monthly Retail Sports Wagering Promotional Gaming Credit Deduction	-
6	Monthly Taxable Retail Sports Wagering Gross Revenue	(371,813)
7	Monthly 8.5% Tax on Retail Sports Wagering Gross Revenue	(31,604)
8	Less: Retail Sports Wagering Loss Carryforward Applied (if applicable)	-
9	Total Retail Sports Wagering Tax Payment for this Month	-

LOSS CARRYFORWARD INFORMATION (8.5% TAX):

10	Retail Sports Wagering Loss Carryforward - End of Prior Month	(16,509)
11	Retail Sports Wagering Loss Carryforward Applied to Current Month	-
12	Retail Sports Wagering Loss - Current Month	(31,604)
13	Retail Sports Wagering Loss Carryforward - End of Current Month	(48,113)

SPORTS WAGERING - ONLINE

Line (a)	Description (b)	Gross Revenue/Tax (c)
14	Year-to-Date Online Sports Wagering Gross Revenue	\$ -
15	Less: Last Month's Year-to-Date Online Sports Wagering Gross Revenue	-
16	Monthly Online Sports Wagering Gross Revenue	-
17	Monthly Adjustments	-
18	Monthly Taxable Online Sports Wagering Gross Revenue	-
19	Monthly 13% Tax on Online Sports Wagering Gross Revenue	-
20	Less: Online Sports Wagering Loss Applied from Prior Month (if applicable)	-
21	Total Online Sports Wagering Tax Payment for this Month	-


LOSS CARRYFORWARD INFORMATION (13% TAX):

22	Online Sports Wagering Loss Carryforward - End of Prior Month	-
23	Online Sports Wagering Loss Carryforward Applied to Current Month	-
24	Online Sports Wagering Loss - Current Month	-
25	Online Sports Wagering Loss Carryforward - End of Current Month	-

26	Total Sports Wagering Tax Payment (sum lines 9 and 21)	\$ -
27	Monthly Retail Sports Wagering Promotional Gaming Credits Wagered	-
28	Monthly Online Sports Wagering Promotional Gaming Credits Wagered (DGE-101)	-

FORM MAY NOT FOOT DUE TO ROUNDING

Under penalties of perjury, I declare that I have examined this report, and to the best of my knowledge and belief, it is true and complete.



ANGELA BIANCHINI

6/7/2024

Date

OPERATIONS CONTROLLER (8454-11)

Title and License Number

**GOLDEN NUGGET
MONTHLY SPORTS WAGERING TAX RETURN
FOR THE MONTH OF MAY 2024**

SPORTS WAGERING - RETAIL

Line (a)	Description (b)	Gross Revenue/Tax (c)
1	Year-to-Date Retail Sports Wagering Gross Revenue	\$ (45,106)
2	Less: Last Month's Year-to-Date Retail Sports Wagering Gross Revenue	(35,498)
3	Monthly Retail Sports Wagering Gross Revenue	(9,608)
4	Monthly Adjustments	-
5	Monthly Retail Sports Wagering Promotional Gaming Credit Deduction	-
6	Monthly Taxable Retail Sports Wagering Gross Revenue	(9,608)
7	Monthly 8.5% Tax on Retail Sports Wagering Gross Revenue	(817)
8	Less: Retail Sports Wagering Loss Carryforward Applied (if applicable)	-
9	Total Retail Sports Wagering Tax Payment for this Month	-

LOSS CARRYFORWARD INFORMATION (8.5% TAX):

10	Retail Sports Wagering Loss Carryforward - End of Prior Month	(4,451)
11	Retail Sports Wagering Loss Carryforward Applied to Current Month	-
12	Retail Sports Wagering Loss - Current Month	(817)
13	Retail Sports Wagering Loss Carryforward - End of Current Month	(5,268)

SPORTS WAGERING - ONLINE

Line (a)	Description (b)	Gross Revenue/Tax (c)
14	Year-to-Date Online Sports Wagering Gross Revenue	\$ 41,024
15	Less: Last Month's Year-to-Date Online Sports Wagering Gross Revenue	(76,601)
16	Monthly Online Sports Wagering Gross Revenue	117,625
17	Monthly Adjustments	-
18	Monthly Taxable Online Sports Wagering Gross Revenue	117,625
19	Monthly 13% Tax on Online Sports Wagering Gross Revenue	15,291
20	Less: Online Sports Wagering Loss Applied from Prior Month (if applicable)	(15,291)
21	Total Online Sports Wagering Tax Payment for this Month	-

LOSS CARRYFORWARD INFORMATION (13% TAX):

22	Online Sports Wagering Loss Carryforward - End of Prior Month	(21,515)
23	Online Sports Wagering Loss Carryforward Applied to Current Month	15,291
24	Online Sports Wagering Loss - Current Month	-
25	Online Sports Wagering Loss Carryforward - End of Current Month	(6,224)

26	Total Sports Wagering Tax Payment (sum lines 9 and 21)	\$ -
27	Monthly Retail Sports Wagering Promotional Gaming Credits Wagered	-
28	Monthly Online Sports Wagering Promotional Gaming Credits Wagered (DGE-101)	-

FORM MAY NOT FOOT DUE TO ROUNDING

Under penalties of perjury, I declare that I have examined this report, and to the best of my knowledge and belief, it is true and complete.



John Caruso

6/7/2024

Date

Executive Director of Finance/Controller 8827.11

**GOLDEN NUGGET
ONLINE SPORTS WAGERING SKIN DETAIL REPORT
FOR THE MONTH OF MAY 2024**

ONLINE SPORTS WAGERING DETAIL BY SKIN

Line	Description	Golden Nugget Online Gaming Gross Revenue	BETWAY Gross Revenue	Gross Revenue	Total Gross Revenue
14	Year-to-Date Online Sports Wagering Gross Revenue	\$ (199,664)	\$ 240,688	\$ -	\$ 41,024
15	Less: Prior Month's Year-to-Date Online Sports Wagering Gross Revenue	(199,664)	123,063	-	(76,601)
16	Monthly Online Sports Wagering Gross Revenue	-	117,625	-	117,625

HARD ROCK HOTEL AND CASINO ATLANTIC CITY MONTHLY SPORTS WAGERING TAX RETURN FOR THE MONTH OF MAY 2024

SPORTS WAGERING - RETAIL

Line (a)	Description (b)	Gross Revenue/Tax (c)
1	Year-to-Date Retail Sports Wagering Gross Revenue	\$ 217,013
2	Less: Last Month's Year-to-Date Retail Sports Wagering Gross Revenue	508,600
3	Monthly Retail Sports Wagering Gross Revenue	(291,587)
4	Monthly Adjustments	-
5	Monthly Retail Sports Wagering Promotional Gaming Credit Deduction	-
6	Monthly Taxable Retail Sports Wagering Gross Revenue	(291,587)
7	Monthly 8.5% Tax on Retail Sports Wagering Gross Revenue	(24,785)
8	Less: Retail Sports Wagering Loss Carryforward Applied (if applicable)	-
9	Total Retail Sports Wagering Tax Payment for this Month	-

LOSS CARRYFORWARD INFORMATION (8.5% TAX):

10	Retail Sports Wagering Loss Carryforward - End of Prior Month	-
11	Retail Sports Wagering Loss Carryforward Applied to Current Month	-
12	Retail Sports Wagering Loss - Current Month	(24,785)
13	Retail Sports Wagering Loss Carryforward - End of Current Month	(24,785)

SPORTS WAGERING - ONLINE

Line (a)	Description (b)	Gross Revenue/Tax (c)
14	Year-to-Date Online Sports Wagering Gross Revenue	\$ 19,222,115
15	Less: Last Month's Year-to-Date Online Sports Wagering Gross Revenue	15,300,097
16	Monthly Online Sports Wagering Gross Revenue	3,922,018
17	Monthly Adjustments	-
18	Monthly Taxable Online Sports Wagering Gross Revenue	3,922,018
19	Monthly 13% Tax on Online Sports Wagering Gross Revenue	509,862
20	Less: Online Sports Wagering Loss Applied from Prior Month (if applicable)	-
21	Total Online Sports Wagering Tax Payment for this Month	509,862

LOSS CARRYFORWARD INFORMATION (13% TAX):

22	Online Sports Wagering Loss Carryforward - End of Prior Month	-
23	Online Sports Wagering Loss Carryforward Applied to Current Month	-
24	Online Sports Wagering Loss - Current Month	-
25	Online Sports Wagering Loss Carryforward - End of Current Month	-

26	Total Sports Wagering Tax Payment (sum lines 9 and 21)	\$ 509,862
27	Monthly Retail Sports Wagering Promotional Gaming Credits Wagered	-
28	Monthly Online Sports Wagering Promotional Gaming Credits Wagered (DGE-101)	-

FORM MAY NOT FOOT DUE TO ROUNDING

Under penalties of perjury, I declare that I have examined this report, and to the best of my knowledge and belief, it is true and complete.

Hetal Mistry

Hetal Mistry

6/7/2024

Date

Casino Controller 10465-11

Title and License Number

**HARD ROCK HOTEL AND CASINO ATLANTIC CITY
ONLINE SPORTS WAGERING SKIN DETAIL REPORT
FOR THE MONTH OF MAY 2024**

ONLINE SPORTS WAGERING DETAIL BY SKIN

Line	Description	HARD ROCK BET Gross Revenue	BET365 Gross Revenue	UNIBET Gross Revenue	Total Gross Revenue
14	Year-to-Date Online Sports Wagering Gross Revenue	\$ 2,346,662	\$ 16,589,624	\$ 285,829	\$ 19,222,115
15	Less: Prior Month's Year-to-Date Online Sports Wagering Gross Revenue	1,941,868	13,063,028	295,201	15,300,097
16	Monthly Online Sports Wagering Gross Revenue	404,794	3,526,596	(9,372)	3,922,018

HARRAH'S ATLANTIC CITY MONTHLY SPORTS WAGERING TAX RETURN FOR THE MONTH OF MAY 2024

SPORTS WAGERING - RETAIL

Line (a)	Description (b)	Gross Revenue/Tax (c)
1	Year-to-Date Retail Sports Wagering Gross Revenue	\$ 339,325
2	Less: Last Month's Year-to-Date Retail Sports Wagering Gross Revenue	338,722
3	Monthly Retail Sports Wagering Gross Revenue	603
4	Monthly Adjustments	36
5	Monthly Retail Sports Wagering Promotional Gaming Credit Deduction	-
6	Monthly Taxable Retail Sports Wagering Gross Revenue	639
7	Monthly 8.5% Tax on Retail Sports Wagering Gross Revenue	54
8	Less: Retail Sports Wagering Loss Carryforward Applied (if applicable)	-
9	Total Retail Sports Wagering Tax Payment for this Month	54

LOSS CARRYFORWARD INFORMATION (8.5% TAX):

10	Retail Sports Wagering Loss Carryforward - End of Prior Month	-
11	Retail Sports Wagering Loss Carryforward Applied to Current Month	-
12	Retail Sports Wagering Loss - Current Month	-
13	Retail Sports Wagering Loss Carryforward - End of Current Month	-

SPORTS WAGERING - ONLINE

Line (a)	Description (b)	Gross Revenue/Tax (c)
14	Year-to-Date Online Sports Wagering Gross Revenue	\$ -
15	Less: Last Month's Year-to-Date Online Sports Wagering Gross Revenue	-
16	Monthly Online Sports Wagering Gross Revenue	-
17	Monthly Adjustments	-
18	Monthly Taxable Online Sports Wagering Gross Revenue	-
19	Monthly 13% Tax on Online Sports Wagering Gross Revenue	-
20	Less: Online Sports Wagering Loss Applied from Prior Month (if applicable)	-
21	Total Online Sports Wagering Tax Payment for this Month	-


LOSS CARRYFORWARD INFORMATION (13% TAX):

22	Online Sports Wagering Loss Carryforward - End of Prior Month	-
23	Online Sports Wagering Loss Carryforward Applied to Current Month	-
24	Online Sports Wagering Loss - Current Month	-
25	Online Sports Wagering Loss Carryforward - End of Current Month	-

26	Total Sports Wagering Tax Payment (sum lines 9 and 21)	\$ 54
27	Monthly Retail Sports Wagering Promotional Gaming Credits Wagered	-
28	Monthly Online Sports Wagering Promotional Gaming Credits Wagered (DGE-101)	-

FORM MAY NOT FOOT DUE TO ROUNDING

Under penalties of perjury, I declare that I have examined this report, and to the best of my knowledge and belief, it is true and complete.

 Taalib-deen Muhammad	6/7/2024 Date
---	------------------

Operations Controller (08168-11)
Title and License Number

HARRAH'S ATLANTIC CITY MONTHLY SPORTS WAGERING TAX RETURN FOR THE MONTH OF MAY 2024

SPORTS WAGERING - RETAIL

Line (a)	Description (b)	Gross Revenue/Tax (c)
1	Year-to-Date Retail Sports Wagering Gross Revenue	\$ -
2	Less: Last Month's Year-to-Date Retail Sports Wagering Gross Revenue	-
3	Monthly Retail Sports Wagering Gross Revenue	-
4	Monthly Adjustments	-
5	Monthly Retail Sports Wagering Promotional Gaming Credit Deduction	-
6	Monthly Taxable Retail Sports Wagering Gross Revenue	-
7	Monthly 8.5% Tax on Retail Sports Wagering Gross Revenue	-
8	Less: Retail Sports Wagering Loss Carryforward Applied (if applicable)	-
9	Total Retail Sports Wagering Tax Payment for this Month	-

LOSS CARRYFORWARD INFORMATION (8.5% TAX):

10	Retail Sports Wagering Loss Carryforward - End of Prior Month	-
11	Retail Sports Wagering Loss Carryforward Applied to Current Month	-
12	Retail Sports Wagering Loss - Current Month	-
13	Retail Sports Wagering Loss Carryforward - End of Current Month	-

SPORTS WAGERING - ONLINE

Line (a)	Description (b)	Gross Revenue/Tax (c)
14	Year-to-Date Online Sports Wagering Gross Revenue	\$ 398,963
15	Less: Last Month's Year-to-Date Online Sports Wagering Gross Revenue	290,973
16	Monthly Online Sports Wagering Gross Revenue	107,990
17	Monthly Adjustments	-
18	Monthly Taxable Online Sports Wagering Gross Revenue	107,990
19	Monthly 13% Tax on Online Sports Wagering Gross Revenue	14,039
20	Less: Online Sports Wagering Loss Applied from Prior Month (if applicable)	(10,502)
21	Total Online Sports Wagering Tax Payment for this Month	3,537

LOSS CARRYFORWARD INFORMATION (13% TAX):

22	Online Sports Wagering Loss Carryforward - End of Prior Month	(10,502)
23	Online Sports Wagering Loss Carryforward Applied to Current Month	10,502
24	Online Sports Wagering Loss - Current Month	-
25	Online Sports Wagering Loss Carryforward - End of Current Month	-

26	Total Sports Wagering Tax Payment (sum lines 9 and 21)	\$ 3,537
27	Monthly Retail Sports Wagering Promotional Gaming Credits Wagered	-
28	Monthly Online Sports Wagering Promotional Gaming Credits Wagered (DGE-101)	-

FORM MAY NOT FOOT DUE TO ROUNDING

Under penalties of perjury, I declare that I have examined this report, and to the best of my knowledge and belief, it is true and complete.

Cheryl Francese

Cheryl Francese

6/10/2024

Date

Vice President of Finance Caesars Digital (#010834-11)

Title and License Number

**HARRAH'S ATLANTIC CITY
ONLINE SPORTS WAGERING SKIN DETAIL REPORT
FOR THE MONTH OF MAY 2024**

ONLINE SPORTS WAGERING DETAIL BY SKIN

Line	Description	Prophet Exchange Gross Revenue	Gross Revenue	Gross Revenue	Total Gross Revenue
14	Year-to-Date Online Sports Wagering Gross Revenue	\$ 398,963	\$ -	\$ -	\$ 398,963
15	Less: Prior Month's Year-to-Date Online Sports Wagering Gross Revenue	290,973	-	-	290,973
16	Monthly Online Sports Wagering Gross Revenue	107,990	-	-	107,990

**OCEAN CASINO RESORT
MONTHLY SPORTS WAGERING TAX RETURN
FOR THE MONTH OF MAY 2024**

SPORTS WAGERING - RETAIL

Line (a)	Description (b)	Gross Revenue/Tax (c)
1	Year-to-Date Retail Sports Wagering Gross Revenue	\$ 43,980
2	Less: Last Month's Year-to-Date Retail Sports Wagering Gross Revenue	15,722
3	Monthly Retail Sports Wagering Gross Revenue	28,258
4	Monthly Adjustments	102
5	Monthly Retail Sports Wagering Promotional Gaming Credit Deduction	-
6	Monthly Taxable Retail Sports Wagering Gross Revenue	28,360
7	Monthly 8.5% Tax on Retail Sports Wagering Gross Revenue	2,411
8	Less: Retail Sports Wagering Loss Carryforward Applied (if applicable)	(2,411)
9	Total Retail Sports Wagering Tax Payment for this Month	-

LOSS CARRYFORWARD INFORMATION (8.5% TAX):

10	Retail Sports Wagering Loss Carryforward - End of Prior Month	(7,034)
11	Retail Sports Wagering Loss Carryforward Applied to Current Month	2,411
12	Retail Sports Wagering Loss - Current Month	-
13	Retail Sports Wagering Loss Carryforward - End of Current Month	(4,623)

SPORTS WAGERING - ONLINE

Line (a)	Description (b)	Gross Revenue/Tax (c)
14	Year-to-Date Online Sports Wagering Gross Revenue	\$ 1,622,726
15	Less: Last Month's Year-to-Date Online Sports Wagering Gross Revenue	1,375,476
16	Monthly Online Sports Wagering Gross Revenue	247,250
17	Monthly Adjustments	824
18	Monthly Taxable Online Sports Wagering Gross Revenue	248,074
19	Monthly 13% Tax on Online Sports Wagering Gross Revenue	32,250
20	Less: Online Sports Wagering Loss Applied from Prior Month (if applicable)	-
21	Total Online Sports Wagering Tax Payment for this Month	32,250

LOSS CARRYFORWARD INFORMATION (13% TAX):

22	Online Sports Wagering Loss Carryforward - End of Prior Month	-
23	Online Sports Wagering Loss Carryforward Applied to Current Month	-
24	Online Sports Wagering Loss - Current Month	-
25	Online Sports Wagering Loss Carryforward - End of Current Month	-

26	Total Sports Wagering Tax Payment (sum lines 9 and 21)	\$ 32,250
27	Monthly Retail Sports Wagering Promotional Gaming Credits Wagered	-
28	Monthly Online Sports Wagering Promotional Gaming Credits Wagered (DGE-101)	-

FORM MAY NOT FOOT DUE TO ROUNDING

Under penalties of perjury, I declare that I have examined this report, and to the best of my knowledge and belief, it is true and complete.



Frank Pollock

6/7/2024

Date

Casino Accounting Controller 9869-11

Title and License Number

**OCEAN CASINO RESORT
ONLINE SPORTS WAGERING SKIN DETAIL REPORT
FOR THE MONTH OF MAY 2024**

ONLINE SPORTS WAGERING DETAIL BY SKIN

Line	Description	TIPICO Gross Revenue	PRIME Gross Revenue	Gross Revenue	Total Gross Revenue
14	Year-to-Date Online Sports Wagering Gross Revenue	\$ 1,421,310	\$ 201,416	\$ -	\$ 1,622,726
15	Less: Prior Month's Year-to-Date Online Sports Wagering Gross Revenue	1,345,800	29,676	-	1,375,476
16	Monthly Online Sports Wagering Gross Revenue	75,510	171,740	-	247,250

**RESORTS CASINO HOTEL (DGMB CASINO, LLC)
MONTHLY SPORTS WAGERING TAX RETURN
FOR THE MONTH OF MAY 2024**

SPORTS WAGERING - RETAIL

Line (a)	Description (b)	Gross Revenue/Tax (c)
1	Year-to-Date Retail Sports Wagering Gross Revenue	\$ (360,431)
2	Less: Last Month's Year-to-Date Retail Sports Wagering Gross Revenue	(304,180)
3	Monthly Retail Sports Wagering Gross Revenue	(56,251)
4	Monthly Adjustments	-
5	Monthly Retail Sports Wagering Promotional Gaming Credit Deduction	-
6	Monthly Taxable Retail Sports Wagering Gross Revenue	(56,251)
7	Monthly 8.5% Tax on Retail Sports Wagering Gross Revenue	(4,781)
8	Less: Retail Sports Wagering Loss Carryforward Applied (if applicable)	-
9	Total Retail Sports Wagering Tax Payment for this Month	-

LOSS CARRYFORWARD INFORMATION (8.5% TAX):

10	Retail Sports Wagering Loss Carryforward - End of Prior Month	(55,521)
11	Retail Sports Wagering Loss Carryforward Applied to Current Month	-
12	Retail Sports Wagering Loss - Current Month	(4,781)
13	Retail Sports Wagering Loss Carryforward - End of Current Month	(60,302)

SPORTS WAGERING - ONLINE

Line (a)	Description (b)	Gross Revenue/Tax (c)
14	Year-to-Date Online Sports Wagering Gross Revenue	\$ -
15	Less: Last Month's Year-to-Date Online Sports Wagering Gross Revenue	-
16	Monthly Online Sports Wagering Gross Revenue	-
17	Monthly Adjustments	-
18	Monthly Taxable Online Sports Wagering Gross Revenue	-
19	Monthly 13% Tax on Online Sports Wagering Gross Revenue	-
20	Less: Online Sports Wagering Loss Applied from Prior Month (if applicable)	-
21	Total Online Sports Wagering Tax Payment for this Month	-

LOSS CARRYFORWARD INFORMATION (13% TAX):

22	Online Sports Wagering Loss Carryforward - End of Prior Month	-
23	Online Sports Wagering Loss Carryforward Applied to Current Month	-
24	Online Sports Wagering Loss - Current Month	-
25	Online Sports Wagering Loss Carryforward - End of Current Month	-

26	Total Sports Wagering Tax Payment (sum lines 9 and 21)	\$ -
27	Monthly Retail Sports Wagering Promotional Gaming Credits Wagered	-
28	Monthly Online Sports Wagering Promotional Gaming Credits Wagered (DGE-101)	-

FORM MAY NOT FOOT DUE TO ROUNDING

Under penalties of perjury, I declare that I have examined this report, and to the best of my knowledge and belief, it is true and complete.



Christopher Crane

6/7/2024

Date

DIR. OF OPERATIONAL ACCOUNTING (10651-11)

Title and License Number

RESORTS DIGITAL GAMING, LLC
MONTHLY SPORTS WAGERING TAX RETURN
FOR THE MONTH OF MAY 2024

SPORTS WAGERING - RETAIL

Line (a)	Description (b)	Gross Revenue/Tax (c)
1	Year-to-Date Retail Sports Wagering Gross Revenue	\$ -
2	Less: Last Month's Year-to-Date Retail Sports Wagering Gross Revenue	-
3	Monthly Retail Sports Wagering Gross Revenue	-
4	Monthly Adjustments	-
5	Monthly Retail Sports Wagering Promotional Gaming Credit Deduction	-
6	Monthly Taxable Retail Sports Wagering Gross Revenue	-
7	Monthly 8.5% Tax on Retail Sports Wagering Gross Revenue	-
8	Less: Retail Sports Wagering Loss Carryforward Applied (if applicable)	-
9	Total Retail Sports Wagering Tax Payment for this Month	-

LOSS CARRYFORWARD INFORMATION (8.5% TAX):

10	Retail Sports Wagering Loss Carryforward - End of Prior Month	-
11	Retail Sports Wagering Loss Carryforward Applied to Current Month	-
12	Retail Sports Wagering Loss - Current Month	-
13	Retail Sports Wagering Loss Carryforward - End of Current Month	-

SPORTS WAGERING - ONLINE

Line (a)	Description (b)	Gross Revenue/Tax (c)
14	Year-to-Date Online Sports Wagering Gross Revenue	\$ 123,091,963
15	Less: Last Month's Year-to-Date Online Sports Wagering Gross Revenue	101,003,393
16	Monthly Online Sports Wagering Gross Revenue	22,088,570
17	Monthly Adjustments	1,387,480
18	Monthly Taxable Online Sports Wagering Gross Revenue	23,476,050
19	Monthly 13% Tax on Online Sports Wagering Gross Revenue	3,051,887
20	Less: Online Sports Wagering Loss Applied from Prior Month (if applicable)	-
21	Total Online Sports Wagering Tax Payment for this Month	3,051,887

LOSS CARRYFORWARD INFORMATION (13% TAX):

22	Online Sports Wagering Loss Carryforward - End of Prior Month	-
23	Online Sports Wagering Loss Carryforward Applied to Current Month	-
24	Online Sports Wagering Loss - Current Month	-
25	Online Sports Wagering Loss Carryforward - End of Current Month	-

26	Total Sports Wagering Tax Payment (sum lines 9 and 21)	\$ 3,051,887
----	--	--------------

27	Monthly Retail Sports Wagering Promotional Gaming Credits Wagered	-
28	Monthly Online Sports Wagering Promotional Gaming Credits Wagered (DGE-101)	-

FORM MAY NOT FOOT DUE TO ROUNDING

Under penalties of perjury, I declare that I have examined this report, and to the best of my knowledge and belief, it is true and complete.

Brian Fogler

 Brian Fogler

6/7/2024

 Date

 Director of Finance & Operations 010516-11

 Title and License Number

RESORTS DIGITAL GAMING, LLC
ONLINE SPORTS WAGERING SKIN DETAIL REPORT
FOR THE MONTH OF MAY 2024

ONLINE SPORTS WAGERING DETAIL BY SKIN

Line	Description	DraftKings Gross Revenue	Gross Revenue	Gross Revenue	Total Gross Revenue
14	Year-to-Date Online Sports Wagering Gross Revenue	\$ 123,091,963	\$ -	\$ -	\$ 123,091,963
15	Less: Prior Month's Year-to-Date Online Sports Wagering Gross Revenue	101,003,393	-	-	101,003,393
16	Monthly Online Sports Wagering Gross Revenue	22,088,570	-	-	22,088,570

**TROPICANA CASINO & RESORT
MONTHLY SPORTS WAGERING TAX RETURN
FOR THE MONTH OF MAY 2024**

SPORTS WAGERING - RETAIL

Line (a)	Description (b)	Gross Revenue/Tax (c)
1	Year-to-Date Retail Sports Wagering Gross Revenue	\$ 376,053
2	Less: Last Month's Year-to-Date Retail Sports Wagering Gross Revenue	337,191
3	Monthly Retail Sports Wagering Gross Revenue	38,862
4	Monthly Adjustments	374
5	Monthly Retail Sports Wagering Promotional Gaming Credit Deduction	-
6	Monthly Taxable Retail Sports Wagering Gross Revenue	39,236
7	Monthly 8.5% Tax on Retail Sports Wagering Gross Revenue	3,335
8	Less: Retail Sports Wagering Loss Carryforward Applied (if applicable)	(580)
9	Total Retail Sports Wagering Tax Payment for this Month	2,755

LOSS CARRYFORWARD INFORMATION (8.5% TAX):

10	Retail Sports Wagering Loss Carryforward - End of Prior Month	(580)
11	Retail Sports Wagering Loss Carryforward Applied to Current Month	580
12	Retail Sports Wagering Loss - Current Month	-
13	Retail Sports Wagering Loss Carryforward - End of Current Month	-

SPORTS WAGERING - ONLINE

Line (a)	Description (b)	Gross Revenue/Tax (c)
14	Year-to-Date Online Sports Wagering Gross Revenue	\$ -
15	Less: Last Month's Year-to-Date Online Sports Wagering Gross Revenue	-
16	Monthly Online Sports Wagering Gross Revenue	-
17	Monthly Adjustments	-
18	Monthly Taxable Online Sports Wagering Gross Revenue	-
19	Monthly 13% Tax on Online Sports Wagering Gross Revenue	-
20	Less: Online Sports Wagering Loss Applied from Prior Month (if applicable)	-
21	Total Online Sports Wagering Tax Payment for this Month	-

LOSS CARRYFORWARD INFORMATION (13% TAX):

22	Online Sports Wagering Loss Carryforward - End of Prior Month	-
23	Online Sports Wagering Loss Carryforward Applied to Current Month	-
24	Online Sports Wagering Loss - Current Month	-
25	Online Sports Wagering Loss Carryforward - End of Current Month	-

26	Total Sports Wagering Tax Payment (sum lines 9 and 21)	\$ 2,755
27	Monthly Retail Sports Wagering Promotional Gaming Credits Wagered	-
28	Monthly Online Sports Wagering Promotional Gaming Credits Wagered (DGE-101)	-

FORM MAY NOT FOOT DUE TO ROUNDING

Under penalties of perjury, I declare that I have examined this report, and to the best of my knowledge and belief, it is true and complete.



John Happersett

6/7/2024

Date

Operations Controller - 009569-11

Title and License Number

**TROPICANA CASINO & RESORT
MONTHLY SPORTS WAGERING TAX RETURN
FOR THE MONTH OF MAY 2024**

SPORTS WAGERING - RETAIL

Line (a)	Description (b)	Gross Revenue/Tax (c)
1	Year-to-Date Retail Sports Wagering Gross Revenue	\$ -
2	Less: Last Month's Year-to-Date Retail Sports Wagering Gross Revenue	-
3	Monthly Retail Sports Wagering Gross Revenue	-
4	Monthly Adjustments	-
5	Monthly Retail Sports Wagering Promotional Gaming Credit Deduction	-
6	Monthly Taxable Retail Sports Wagering Gross Revenue	-
7	Monthly 8.5% Tax on Retail Sports Wagering Gross Revenue	-
8	Less: Retail Sports Wagering Loss Carryforward Applied (if applicable)	-
9	Total Retail Sports Wagering Tax Payment for this Month	-

LOSS CARRYFORWARD INFORMATION (8.5% TAX):

10	Retail Sports Wagering Loss Carryforward - End of Prior Month	-
11	Retail Sports Wagering Loss Carryforward Applied to Current Month	-
12	Retail Sports Wagering Loss - Current Month	-
13	Retail Sports Wagering Loss Carryforward - End of Current Month	-

SPORTS WAGERING - ONLINE

Line (a)	Description (b)	Gross Revenue/Tax (c)
14	Year-to-Date Online Sports Wagering Gross Revenue	\$ 11,271,313
15	Less: Last Month's Year-to-Date Online Sports Wagering Gross Revenue	8,733,544
16	Monthly Online Sports Wagering Gross Revenue	2,537,769
17	Monthly Adjustments	-
18	Monthly Taxable Online Sports Wagering Gross Revenue	2,537,769
19	Monthly 13% Tax on Online Sports Wagering Gross Revenue	329,910
20	Less: Online Sports Wagering Loss Applied from Prior Month (if applicable)	-
21	Total Online Sports Wagering Tax Payment for this Month	329,910

LOSS CARRYFORWARD INFORMATION (13% TAX):

22	Online Sports Wagering Loss Carryforward - End of Prior Month	-
23	Online Sports Wagering Loss Carryforward Applied to Current Month	-
24	Online Sports Wagering Loss - Current Month	-
25	Online Sports Wagering Loss Carryforward - End of Current Month	-

26	Total Sports Wagering Tax Payment (sum lines 9 and 21)	\$ 329,910
27	Monthly Retail Sports Wagering Promotional Gaming Credits Wagered	-
28	Monthly Online Sports Wagering Promotional Gaming Credits Wagered (DGE-101)	-

FORM MAY NOT FOOT DUE TO ROUNDING

Under penalties of perjury, I declare that I have examined this report, and to the best of my knowledge and belief, it is true and complete.

Cheryl Francese

Cheryl Francese

6/10/2024

Date

Vice President of Finance Caesars Digital (#010834-11)

Title and License Number

**TROPICANA CASINO & RESORT
ONLINE SPORTS WAGERING SKIN DETAIL REPORT
FOR THE MONTH OF MAY 2024**

ONLINE SPORTS WAGERING DETAIL BY SKIN

Line	Description	Caesars Sportsbook Gross Revenue	Gross Revenue	Gross Revenue	Total Gross Revenue
14	Year-to-Date Online Sports Wagering Gross Revenue	\$ 11,271,313	\$ -	\$ -	\$ 11,271,313
15	Less: Prior Month's Year-to-Date Online Sports Wagering Gross Revenue	8,733,544	-	-	8,733,544
16	Monthly Online Sports Wagering Gross Revenue	2,537,769	-	-	2,537,769

**FR PARK RACING, LP (FREEHOLD RACEWAY)
MONTHLY SPORTS WAGERING TAX RETURN
FOR THE MONTH OF MAY 2024**

SPORTS WAGERING - RETAIL

Line (a)	Description (b)	Gross Revenue/Tax (c)
1	Year-to-Date Retail Sports Wagering Gross Revenue	\$ 739,981
2	Less: Last Month's Year-to-Date Retail Sports Wagering Gross Revenue	572,991
3	Monthly Retail Sports Wagering Gross Revenue	166,990
4	Monthly Adjustments	121
5	Monthly Retail Sports Wagering Promotional Gaming Credit Deduction	-
6	Monthly Taxable Retail Sports Wagering Gross Revenue	167,111
7	Monthly 8.5% Tax on Retail Sports Wagering Gross Revenue	14,204
8	Less: Retail Sports Wagering Loss Carryforward Applied (if applicable)	-
9	Total Retail Sports Wagering Tax Payment for this Month	14,204

LOSS CARRYFORWARD INFORMATION (8.5% TAX):

10	Retail Sports Wagering Loss Carryforward - End of Prior Month	-
11	Retail Sports Wagering Loss Carryforward Applied to Current Month	-
12	Retail Sports Wagering Loss - Current Month	-
13	Retail Sports Wagering Loss Carryforward - End of Current Month	-

SPORTS WAGERING - ONLINE

Line (a)	Description (b)	Gross Revenue/Tax (c)
14	Year-to-Date Online Sports Wagering Gross Revenue	\$ 6,003,257
15	Less: Last Month's Year-to-Date Online Sports Wagering Gross Revenue	3,148,530
16	Monthly Online Sports Wagering Gross Revenue	2,854,727
17	Monthly Adjustments	941
18	Monthly Taxable Online Sports Wagering Gross Revenue	2,855,668
19	Monthly 13% Tax on Online Sports Wagering Gross Revenue	371,237
20	Less: Online Sports Wagering Loss Applied from Prior Month (if applicable)	-
21	Total Online Sports Wagering Tax Payment for this Month	371,237

LOSS CARRYFORWARD INFORMATION (13% TAX):

22	Online Sports Wagering Loss Carryforward - End of Prior Month	-
23	Online Sports Wagering Loss Carryforward Applied to Current Month	-
24	Online Sports Wagering Loss - Current Month	-
25	Online Sports Wagering Loss Carryforward - End of Current Month	-

26	Total Sports Wagering Tax Payment (sum lines 9 and 21)	\$ 385,441
27	Monthly Retail Sports Wagering Promotional Gaming Credits Wagered	-
28	Monthly Online Sports Wagering Promotional Gaming Credits Wagered (DGE-101)	-

FORM MAY NOT FOOT DUE TO ROUNDING

Under penalties of perjury, I declare that I have examined this report, and to the best of my knowledge and belief, it is true and complete.



Mark Rosenthal

6/5/2024

Date

CFO (10349-11)

Title and License Number

**FR PARK RACING, LP (FREEHOLD RACEWAY)
ONLINE SPORTS WAGERING SKIN DETAIL REPORT
FOR THE MONTH OF MAY 2024**

ONLINE SPORTS WAGERING DETAIL BY SKIN

Line	Description	ESPN BET Gross Revenue	PLAYUP Gross Revenue	betPARX Gross Revenue	Total Gross Revenue
14	Year-to-Date Online Sports Wagering Gross Revenue	\$ 5,118,285	\$ (80)	\$ 885,052	\$ 6,003,257
15	Less: Prior Month's Year-to-Date Online Sports Wagering Gross Revenue	2,487,351	(80)	661,259	3,148,530
16	Monthly Online Sports Wagering Gross Revenue	2,630,934	-	223,793	2,854,727

NEW MEADOWLANDS RACETRACK LLC MONTHLY SPORTS WAGERING TAX RETURN FOR THE MONTH OF MAY 2024

SPORTS WAGERING - RETAIL

Line (a)	Description (b)	Gross Revenue/Tax (c)
1	Year-to-Date Retail Sports Wagering Gross Revenue	\$ 11,165,222
2	Less: Last Month's Year-to-Date Retail Sports Wagering Gross Revenue	\$ 9,440,784
3	Monthly Retail Sports Wagering Gross Revenue	1,724,438
4	Monthly Adjustments	13
5	Monthly Retail Sports Wagering Promotional Gaming Credit Deduction	-
6	Monthly Taxable Retail Sports Wagering Gross Revenue	1,724,451
7	Monthly 8.5% Tax on Retail Sports Wagering Gross Revenue	146,578
8	Less: Retail Sports Wagering Loss Carryforward Applied (if applicable)	-
9	Total Retail Sports Wagering Tax Payment for this Month	146,578

LOSS CARRYFORWARD INFORMATION (8.5% TAX):

10	Retail Sports Wagering Loss Carryforward - End of Prior Month	-
11	Retail Sports Wagering Loss Carryforward Applied to Current Month	-
12	Retail Sports Wagering Loss - Current Month	-
13	Retail Sports Wagering Loss Carryforward - End of Current Month	-

SPORTS WAGERING - ONLINE

Line (a)	Description (b)	Gross Revenue/Tax (c)
14	Year-to-Date Online Sports Wagering Gross Revenue	\$ 300,039,104
15	Less: Last Month's Year-to-Date Online Sports Wagering Gross Revenue	263,496,107
16	Monthly Online Sports Wagering Gross Revenue	36,542,997
17	Monthly Adjustments	-
18	Monthly Taxable Online Sports Wagering Gross Revenue	36,542,997
19	Monthly 13% Tax on Online Sports Wagering Gross Revenue	4,750,590
20	Less: Online Sports Wagering Loss Applied from Prior Month (if applicable)	-
21	Total Online Sports Wagering Tax Payment for this Month	4,750,590

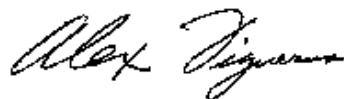
LOSS CARRYFORWARD INFORMATION (13% TAX):

22	Online Sports Wagering Loss Carryforward - End of Prior Month	-
23	Online Sports Wagering Loss Carryforward Applied to Current Month	-
24	Online Sports Wagering Loss - Current Month	-
25	Online Sports Wagering Loss Carryforward - End of Current Month	-

26	Total Sports Wagering Tax Payment (sum lines 9 and 21)	\$ 4,897,168
27	Monthly Retail Sports Wagering Promotional Gaming Credits Wagered	-
28	Monthly Online Sports Wagering Promotional Gaming Credits Wagered (DGE-101)	-

FORM MAY NOT FOOT DUE TO ROUNDING

Under penalties of perjury, I declare that I have examined this report, and to the best of my knowledge and belief, it is true and complete.



Alex Figueras

6/7/2024

Date

Chief Financial Officer (10031-11)

Title and License Number

**NEW MEADOWLANDS RACETRACK LLC
ONLINE SPORTS WAGERING SKIN DETAIL REPORT
FOR THE MONTH OF MAY 2024**

ONLINE SPORTS WAGERING DETAIL BY SKIN

Line	Description	Fanduel Gross Revenue	Pointsbet Gross Revenue	SuperBook Gross Revenue	Total Gross Revenue
14	Year-to-Date Online Sports Wagering Gross Revenue	\$ 211,407,109	\$ 88,345,472	\$ 286,523	\$ 300,039,104
15	Less: Prior Month's Year-to-Date Online Sports Wagering Gross Revenue	174,745,840	88,546,673	203,594	263,496,107
16	Monthly Online Sports Wagering Gross Revenue	36,661,269	(201,201)	82,929	36,542,997

DARBY DEVELOPMENT (MONMOUTH PARK) MONTHLY SPORTS WAGERING TAX RETURN FOR THE MONTH OF MAY 2024

SPORTS WAGERING - RETAIL

Line (a)	Description (b)	Gross Revenue/Tax (c)
1	Year-to-Date Retail Sports Wagering Gross Revenue	\$ 1,221,952
2	Less: Last Month's Year-to-Date Retail Sports Wagering Gross Revenue	1,391,076
3	Monthly Retail Sports Wagering Gross Revenue	(169,124)
4	Monthly Adjustments	24
5	Monthly Retail Sports Wagering Promotional Gaming Credit Deduction	-
6	Monthly Taxable Retail Sports Wagering Gross Revenue	(169,100)
7	Monthly 8.5% Tax on Retail Sports Wagering Gross Revenue	(14,374)
8	Less: Retail Sports Wagering Loss Carryforward Applied (if applicable)	-
9	Total Retail Sports Wagering Tax Payment for this Month	-

LOSS CARRYFORWARD INFORMATION (8.5% TAX):

10	Retail Sports Wagering Loss Carryforward - End of Prior Month	(5,419)
11	Retail Sports Wagering Loss Carryforward Applied to Current Month	-
12	Retail Sports Wagering Loss - Current Month	(14,374)
13	Retail Sports Wagering Loss Carryforward - End of Current Month	(19,793)

SPORTS WAGERING - ONLINE

Line (a)	Description (b)	Gross Revenue/Tax (c)
14	Year-to-Date Online Sports Wagering Gross Revenue	\$ 6,397,857
15	Less: Last Month's Year-to-Date Online Sports Wagering Gross Revenue	4,792,754
16	Monthly Online Sports Wagering Gross Revenue	1,605,103
17	Monthly Adjustments	-
18	Monthly Taxable Online Sports Wagering Gross Revenue	1,605,103
19	Monthly 13% Tax on Online Sports Wagering Gross Revenue	208,663
20	Less: Online Sports Wagering Loss Applied from Prior Month (if applicable)	-
21	Total Online Sports Wagering Tax Payment for this Month	208,663

LOSS CARRYFORWARD INFORMATION (13% TAX):

22	Online Sports Wagering Loss Carryforward - End of Prior Month	-
23	Online Sports Wagering Loss Carryforward Applied to Current Month	-
24	Online Sports Wagering Loss - Current Month	-
25	Online Sports Wagering Loss Carryforward - End of Current Month	-

26	Total Sports Wagering Tax Payment (sum lines 9 and 21)	\$ 208,663
27	Monthly Retail Sports Wagering Promotional Gaming Credits Wagered	-
28	Monthly Online Sports Wagering Promotional Gaming Credits Wagered (DGE-101)	-

FORM MAY NOT FOOT DUE TO ROUNDING

Under penalties of perjury, I declare that I have examined this report, and to the best of my knowledge and belief, it is true and complete.



Bill Knauf

6/7/2024

Date

VP of Business Operations (9963-11)

Title and License Number

**DARBY DEVELOPMENT (MONMOUTH PARK)
ONLINE SPORTS WAGERING SKIN DETAIL REPORT
FOR THE MONTH OF MAY 2024**

ONLINE SPORTS WAGERING DETAIL BY SKIN

Line	Description	Caesars Sportsbook Gross Revenue	BetRivers Gross Revenue	Gross Revenue	Total Gross Revenue
14	Year-to-Date Online Sports Wagering Gross Revenue	\$ 2,131,626	\$ 4,266,231	\$ -	\$ 6,397,857
15	Less: Prior Month's Year-to-Date Online Sports Wagering Gross Revenue	1,696,700	3,096,054	-	4,792,754
16	Monthly Online Sports Wagering Gross Revenue	434,926	1,170,177	-	1,605,103