



Juvenile Demographics and Statistics

Race/ Ethnicity	COMMITTED		WAIVED		PROBATIONER		AFTERCARE		Total									
	MALE	FEMALE	MALE	FEMALE	MALE	FEMALE	MALE	FEMALE										
BLACK	91	74.59%	6	85.71%	51	57.95%	2	100.00%	14	56.00%	5	83.33%	72	74.23%	2	100.00%	243	69.63%
HISPANIC	20	16.39%	0	0.00%	25	28.41%	0	0.00%	8	32.00%	0	0.00%	14	14.43%	0	0.00%	67	19.20%
WHITE	10	8.20%	1	14.29%	12	13.64%	0	0.00%	2	8.00%	1	16.67%	9	9.28%	0	0.00%	35	10.03%
ASIAN	1	0.82%	0	0.00%	0	0.00%	0	0.00%	0	0.00%	0	0.00%	0	0.00%	0	0.00%	1	0.29%
Others	0	0.00%	0	0.00%	0	0.00%	0	0.00%	1	4.00%	0	0.00%	2	2.06%	0	0.00%	3	0.86%
<b>Total</b>	<b>122</b>	<b>100.00%</b>	<b>7</b>	<b>100.00%</b>	<b>88</b>	<b>100.00%</b>	<b>2</b>	<b>100.00%</b>	<b>25</b>	<b>100.00%</b>	<b>6</b>	<b>100.00%</b>	<b>97</b>	<b>100.00%</b>	<b>2</b>	<b>100.00%</b>	<b>349</b>	<b>100.00%</b>

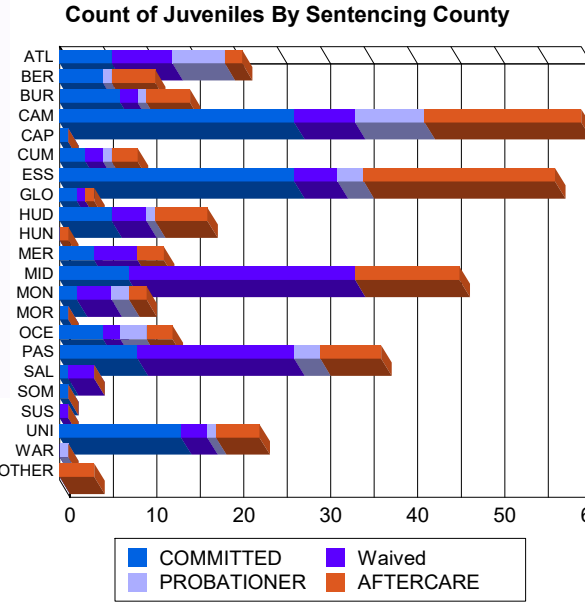
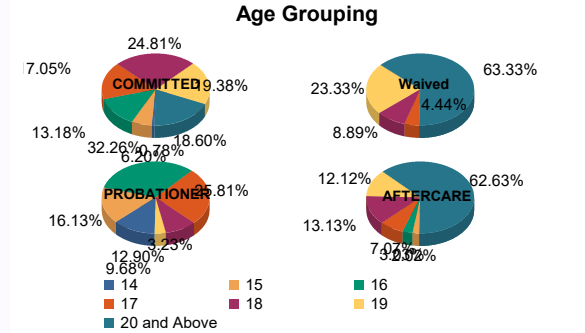
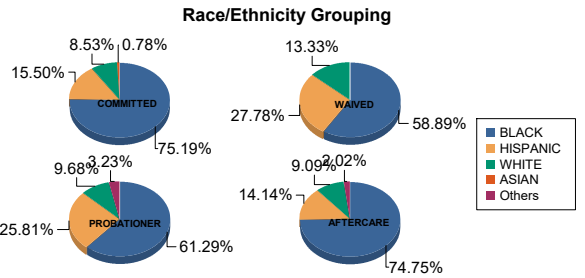
**Age**

14	0	0.00%	1	14.29%	0	0.00%	0	0.00%	2	8.00%	2	33.33%	0	0.00%	0	0.00%	5	1.43%
15	7	5.74%	1	14.29%	0	0.00%	0	0.00%	5	20.00%	0	0.00%	2	2.06%	0	0.00%	15	4.30%
16	17	13.93%	0	0.00%	0	0.00%	0	0.00%	7	28.00%	3	50.00%	3	3.09%	0	0.00%	30	8.60%
17	19	15.57%	3	42.86%	4	4.55%	0	0.00%	7	28.00%	1	16.67%	7	7.22%	0	0.00%	41	11.75%
18	31	25.41%	1	14.29%	7	7.95%	1	50.00%	3	12.00%	0	0.00%	13	13.40%	0	0.00%	56	16.05%
19	24	19.67%	1	14.29%	21	23.86%	0	0.00%	1	4.00%	0	0.00%	11	11.34%	1	50.00%	59	16.91%
20 and Above	24	19.67%	0	0.00%	56	63.64%	1	50.00%	0	0.00%	0	0.00%	61	62.89%	1	50.00%	143	40.97%
<b>Total</b>	<b>122</b>	<b>100.00%</b>	<b>7</b>	<b>100.00%</b>	<b>88</b>	<b>100.00%</b>	<b>2</b>	<b>100.00%</b>	<b>25</b>	<b>100.00%</b>	<b>6</b>	<b>100.00%</b>	<b>97</b>	<b>100.00%</b>	<b>2</b>	<b>100.00%</b>	<b>349</b>	<b>100.00%</b>

Average Age	18.34	16.71	20.33	19.00	16.28	15.50	21.47	22.00	19.51
-------------	-------	-------	-------	-------	-------	-------	-------	-------	-------

**Sentencing County**

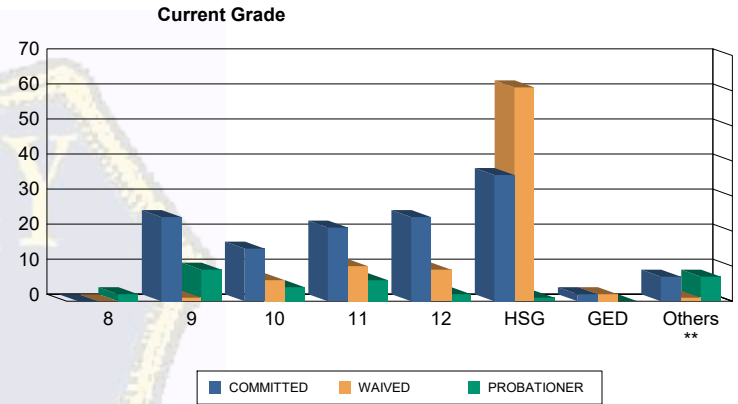
ATL	6	4.92%	0	0.00%	7	7.95%	0	0.00%	5	20.00%	1	16.67%	2	2.06%	0	0.00%	21	6.02%
BER	5	4.10%	0	0.00%	0	0.00%	0	0.00%	0	0.00%	1	16.67%	5	5.15%	0	0.00%	11	3.15%
BUR	6	4.92%	1	14.29%	2	2.27%	0	0.00%	0	0.00%	1	16.67%	5	5.15%	0	0.00%	15	4.30%
CAM	27	22.13%	0	0.00%	6	6.82%	1	50.00%	5	20.00%	3	50.00%	16	16.49%	2	100.00%	60	17.19%
CAP	1	0.82%	0	0.00%	0	0.00%	0	0.00%	0	0.00%	0	0.00%	0	0.00%	0	0.00%	1	0.29%
CUM	3	2.46%	0	0.00%	2	2.27%	0	0.00%	1	4.00%	0	0.00%	3	3.09%	0	0.00%	9	2.58%
ESS	24	19.67%	3	42.86%	5	5.68%	0	0.00%	3	12.00%	0	0.00%	22	22.68%	0	0.00%	57	16.33%
GLO	2	1.64%	0	0.00%	1	1.14%	0	0.00%	0	0.00%	0	0.00%	1	1.03%	0	0.00%	4	1.15%
HUD	5	4.10%	1	14.29%	4	4.55%	0	0.00%	1	4.00%	0	0.00%	6	6.19%	0	0.00%	17	4.87%
HUN	0	0.00%	0	0.00%	0	0.00%	0	0.00%	0	0.00%	0	0.00%	1	1.03%	0	0.00%	1	0.29%
MER	4	3.28%	0	0.00%	5	5.68%	0	0.00%	0	0.00%	0	0.00%	3	3.09%	0	0.00%	12	3.44%
MID	8	6.56%	0	0.00%	25	28.41%	1	50.00%	0	0.00%	0	0.00%	12	12.37%	0	0.00%	46	13.18%
MON	2	1.64%	0	0.00%	4	4.55%	0	0.00%	2	8.00%	0	0.00%	2	2.06%	0	0.00%	10	2.87%
MOR	1	0.82%	0	0.00%	0	0.00%	0	0.00%	0	0.00%	0	0.00%	0	0.00%	0	0.00%	1	0.29%
OCE	4	3.28%	1	14.29%	2	2.27%	0	0.00%	3	12.00%	0	0.00%	3	3.09%	0	0.00%	13	3.72%
PAS	9	7.38%	0	0.00%	18	20.45%	0	0.00%	3	12.00%	0	0.00%	7	7.22%	0	0.00%	37	10.60%
SAL	1	0.82%	0	0.00%	3	3.41%	0	0.00%	0	0.00%	0	0.00%	0	0.00%	0	0.00%	4	1.15%
SOM	0	0.00%	1	14.29%	0	0.00%	0	0.00%	0	0.00%	0	0.00%	0	0.00%	0	0.00%	1	0.29%
SUS	0	0.00%	0	0.00%	1	1.14%	0	0.00%	0	0.00%	0	0.00%	0	0.00%	0	0.00%	1	0.29%
UNI	14	11.48%	0	0.00%	3	3.41%	0	0.00%	1	4.00%	0	0.00%	5	5.15%	0	0.00%	23	6.59%
WAR	0	0.00%	0	0.00%	0	0.00%	0	0.00%	1	4.00%	0	0.00%	0	0.00%	0	0.00%	1	0.29%
OTHER	0	0.00%	0	0.00%	0	0.00%	0	0.00%	0	0.00%	0	0.00%	4	4.12%	0	0.00%	4	1.15%
<b>Total</b>	<b>122</b>	<b>100.00%</b>	<b>7</b>	<b>100.00%</b>	<b>88</b>	<b>100.00%</b>	<b>2</b>	<b>100.00%</b>	<b>25</b>	<b>100.00%</b>	<b>6</b>	<b>100.00%</b>	<b>97</b>	<b>100.00%</b>	<b>2</b>	<b>100.00%</b>	<b>349</b>	<b>100.00%</b>





Juvenile Demographics and Statistics

Current Grade	COMMITTED		WAIVED		PROBATIONER		Total
	MALE	FEMALE	MALE	FEMALE	MALE	FEMALE	
8	0 (0.00%)	0 (0.00%)	0 (0.00%)	0 (0.00%)	1 (4.00%)	1 (16.67%)	2 (0.80%)
9	22 (18.03%)	2 (28.57%)	1 (1.14%)	0 (0.00%)	9 (36.00%)	0 (0.00%)	34 (13.60%)
10	15 (12.30%)	0 (0.00%)	6 (6.82%)	0 (0.00%)	2 (8.00%)	2 (33.33%)	25 (10.00%)
11	18 (14.75%)	3 (42.86%)	9 (10.23%)	1 (50.00%)	6 (24.00%)	0 (0.00%)	37 (14.80%)
12	22 (18.03%)	2 (28.57%)	9 (10.23%)	0 (0.00%)	2 (8.00%)	0 (0.00%)	35 (14.00%)
HSG	36 (29.51%)	0 (0.00%)	60 (68.18%)	1 (50.00%)	1 (4.00%)	0 (0.00%)	98 (39.20%)
GED	2 (1.64%)	0 (0.00%)	2 (2.27%)	0 (0.00%)	0 (0.00%)	0 (0.00%)	4 (1.60%)
Others **	7 (5.74%)	0 (0.00%)	1 (1.14%)	0 (0.00%)	4 (16.00%)	3 (50.00%)	15 (6.00%)
<b>Total</b>	<b>122 (100.00%)</b>	<b>7 (100.00%)</b>	<b>88 (100.00%)</b>	<b>2 (100.00%)</b>	<b>25 (100.00%)</b>	<b>6 (100.00%)</b>	<b>250 (100.00%)</b>

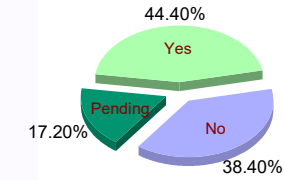


\*\* Includes Aged Out Juveniles and Pending Records

Special Education Services

Yes	56 (45.90%)	6 (85.71%)	34 (38.64%)	1 (50.00%)	12 (48.00%)	2 (33.33%)	111 (44.40%)
No	51 (41.80%)	1 (14.29%)	33 (37.50%)	1 (50.00%)	9 (36.00%)	1 (16.67%)	96 (38.40%)
Pending	15 (12.30%)	0 (0.00%)	21 (23.86%)	0 (0.00%)	4 (16.00%)	3 (50.00%)	43 (17.20%)
<b>Total</b>	<b>122 (100.00%)</b>	<b>7 (100.00%)</b>	<b>88 (100.00%)</b>	<b>2 (100.00%)</b>	<b>25 (100.00%)</b>	<b>6 (100.00%)</b>	<b>250 (100.00%)</b>

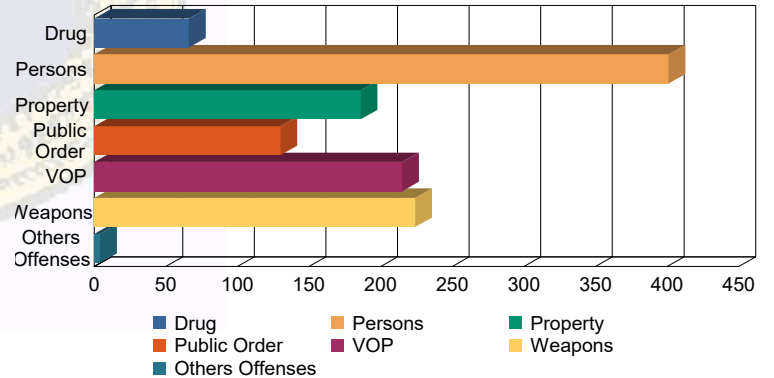
Special Education



Offense Categories

Drug	50 (6.20%)	0 (0.00%)	10 (3.47%)	0 (0.00%)	6 (6.90%)	0 (0.00%)	66 (5.38%)
Persons	219 (27.17%)	9 (34.62%)	146 (50.69%)	3 (100.00%)	22 (25.29%)	2 (12.50%)	401 (32.71%)
Property	133 (16.50%)	4 (15.38%)	32 (11.11%)	0 (0.00%)	14 (16.09%)	3 (18.75%)	186 (15.17%)
Public Order	93 (11.54%)	5 (19.23%)	21 (7.29%)	0 (0.00%)	8 (9.20%)	3 (18.75%)	130 (10.60%)
VOP	156 (19.35%)	4 (15.38%)	32 (11.11%)	0 (0.00%)	17 (19.54%)	6 (37.50%)	215 (17.54%)
Weapons	153 (18.98%)	4 (15.38%)	46 (15.97%)	0 (0.00%)	19 (21.84%)	2 (12.50%)	224 (18.27%)
Others Offenses	2 (0.25%)	0 (0.00%)	1 (0.35%)	0 (0.00%)	1 (1.15%)	0 (0.00%)	4 (0.33%)
<b>Total *</b>	<b>806 (100.00%)</b>	<b>26 (100.00%)</b>	<b>288 (100.00%)</b>	<b>3 (100.00%)</b>	<b>87 (100.00%)</b>	<b>16 (100.00%)</b>	<b>1,226 (100.00%)</b>

Offense Categories



\* Juveniles may have multiple offenses