



Juvenile Demographics and Statistics

Race/ Ethnicity	COMMITTED		WAIVED		PROBATIONER		AFTERCARE		Total									
	MALE	FEMALE	MALE	FEMALE	MALE	FEMALE	MALE	FEMALE										
BLACK	90	75.00%	6	85.71%	52	57.78%	2	100.00%	15	55.56%	4	80.00%	70	73.68%	2	100.00%	241	69.25%
HISPANIC	19	15.83%	0	0.00%	26	28.89%	0	0.00%	9	33.33%	0	0.00%	15	15.79%	0	0.00%	69	19.83%
WHITE	10	8.33%	1	14.29%	12	13.33%	0	0.00%	2	7.41%	1	20.00%	8	8.42%	0	0.00%	34	9.77%
ASIAN	1	0.83%	0	0.00%	0	0.00%	0	0.00%	0	0.00%	0	0.00%	0	0.00%	0	0.00%	1	0.29%
Others	0	0.00%	0	0.00%	0	0.00%	0	0.00%	1	3.70%	0	0.00%	2	2.11%	0	0.00%	3	0.86%
<b>Total</b>	<b>120</b>	<b>100.00%</b>	<b>7</b>	<b>100.00%</b>	<b>90</b>	<b>100.00%</b>	<b>2</b>	<b>100.00%</b>	<b>27</b>	<b>100.00%</b>	<b>5</b>	<b>100.00%</b>	<b>95</b>	<b>100.00%</b>	<b>2</b>	<b>100.00%</b>	<b>348</b>	<b>100.00%</b>

**Age**

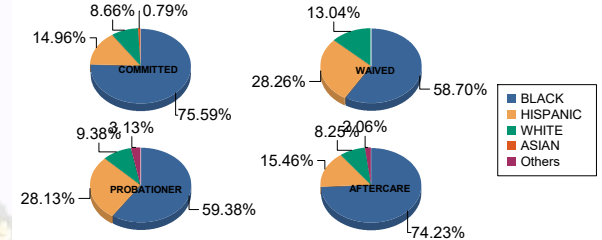
14	0	0.00%	1	14.29%	0	0.00%	0	0.00%	2	7.41%	2	40.00%	0	0.00%	0	0.00%	5	1.44%
15	6	5.00%	1	14.29%	0	0.00%	0	0.00%	6	22.22%	0	0.00%	2	2.11%	0	0.00%	15	4.31%
16	18	15.00%	0	0.00%	0	0.00%	0	0.00%	6	22.22%	2	40.00%	3	3.16%	0	0.00%	29	8.33%
17	18	15.00%	3	42.86%	4	4.44%	0	0.00%	9	33.33%	1	20.00%	6	6.32%	0	0.00%	41	11.78%
18	31	25.83%	1	14.29%	8	8.89%	1	50.00%	3	11.11%	0	0.00%	13	13.68%	0	0.00%	57	16.38%
19	24	20.00%	1	14.29%	21	23.33%	0	0.00%	1	3.70%	0	0.00%	10	10.53%	1	50.00%	58	16.67%
20 and Above	23	19.17%	0	0.00%	57	63.33%	1	50.00%	0	0.00%	0	0.00%	61	64.21%	1	50.00%	143	41.09%
<b>Total</b>	<b>120</b>	<b>100.00%</b>	<b>7</b>	<b>100.00%</b>	<b>90</b>	<b>100.00%</b>	<b>2</b>	<b>100.00%</b>	<b>27</b>	<b>100.00%</b>	<b>5</b>	<b>100.00%</b>	<b>95</b>	<b>100.00%</b>	<b>2</b>	<b>100.00%</b>	<b>348</b>	<b>100.00%</b>

Average Age	18.33	16.71	20.32	19.00	16.30	15.40	21.56	22.00	19.52
-------------	-------	-------	-------	-------	-------	-------	-------	-------	-------

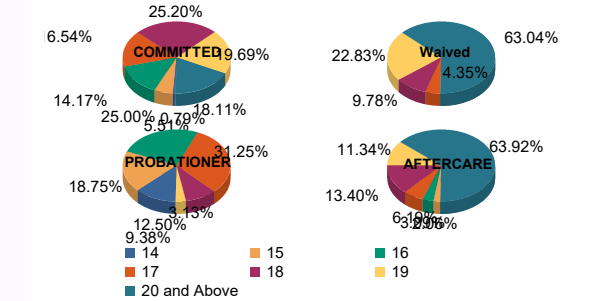
**Sentencing County**

ATL	6	5.00%	0	0.00%	7	7.78%	0	0.00%	5	18.52%	1	20.00%	2	2.11%	0	0.00%	21	6.03%
BER	5	4.17%	0	0.00%	0	0.00%	0	0.00%	0	0.00%	1	20.00%	5	5.26%	0	0.00%	11	3.16%
BUR	6	5.00%	1	14.29%	2	2.22%	0	0.00%	1	3.70%	0	0.00%	4	4.21%	0	0.00%	14	4.02%
CAM	26	21.67%	0	0.00%	6	6.67%	1	50.00%	5	18.52%	3	60.00%	16	16.84%	2	100.00%	59	16.95%
CAP	1	0.83%	0	0.00%	0	0.00%	0	0.00%	0	0.00%	0	0.00%	0	0.00%	0	0.00%	1	0.29%
CUM	3	2.50%	0	0.00%	2	2.22%	0	0.00%	1	3.70%	0	0.00%	3	3.16%	0	0.00%	9	2.59%
ESS	24	20.00%	3	42.86%	6	6.67%	0	0.00%	3	11.11%	0	0.00%	21	22.11%	0	0.00%	57	16.38%
GLO	2	1.67%	0	0.00%	1	1.11%	0	0.00%	0	0.00%	0	0.00%	1	1.05%	0	0.00%	4	1.15%
HUD	5	4.17%	1	14.29%	4	4.44%	0	0.00%	1	3.70%	0	0.00%	6	6.32%	0	0.00%	17	4.89%
HUN	0	0.00%	0	0.00%	0	0.00%	0	0.00%	0	0.00%	0	0.00%	1	1.05%	0	0.00%	1	0.29%
MER	4	3.33%	0	0.00%	5	5.56%	0	0.00%	0	0.00%	0	0.00%	3	3.16%	0	0.00%	12	3.45%
MID	8	6.67%	0	0.00%	25	27.78%	1	50.00%	0	0.00%	0	0.00%	12	12.63%	0	0.00%	46	13.22%
MON	2	1.67%	0	0.00%	4	4.44%	0	0.00%	3	11.11%	0	0.00%	2	2.11%	0	0.00%	11	3.16%
MOR	1	0.83%	0	0.00%	0	0.00%	0	0.00%	0	0.00%	0	0.00%	0	0.00%	0	0.00%	1	0.29%
OCE	4	3.33%	1	14.29%	2	2.22%	0	0.00%	3	11.11%	0	0.00%	2	2.11%	0	0.00%	12	3.45%
PAS	8	6.67%	0	0.00%	19	21.11%	0	0.00%	3	11.11%	0	0.00%	8	8.42%	0	0.00%	38	10.92%
SAL	1	0.83%	0	0.00%	3	3.33%	0	0.00%	0	0.00%	0	0.00%	0	0.00%	0	0.00%	4	1.15%
SOM	0	0.00%	1	14.29%	0	0.00%	0	0.00%	0	0.00%	0	0.00%	0	0.00%	0	0.00%	1	0.29%
SUS	0	0.00%	0	0.00%	1	1.11%	0	0.00%	0	0.00%	0	0.00%	0	0.00%	0	0.00%	1	0.29%
UNI	14	11.67%	0	0.00%	3	3.33%	0	0.00%	1	3.70%	0	0.00%	5	5.26%	0	0.00%	23	6.61%
WAR	0	0.00%	0	0.00%	0	0.00%	0	0.00%	1	3.70%	0	0.00%	0	0.00%	0	0.00%	1	0.29%
OTHER	0	0.00%	0	0.00%	0	0.00%	0	0.00%	0	0.00%	0	0.00%	4	4.21%	0	0.00%	4	1.15%
<b>Total</b>	<b>120</b>	<b>100.00%</b>	<b>7</b>	<b>100.00%</b>	<b>90</b>	<b>100.00%</b>	<b>2</b>	<b>100.00%</b>	<b>27</b>	<b>100.00%</b>	<b>5</b>	<b>100.00%</b>	<b>95</b>	<b>100.00%</b>	<b>2</b>	<b>100.00%</b>	<b>348</b>	<b>100.00%</b>

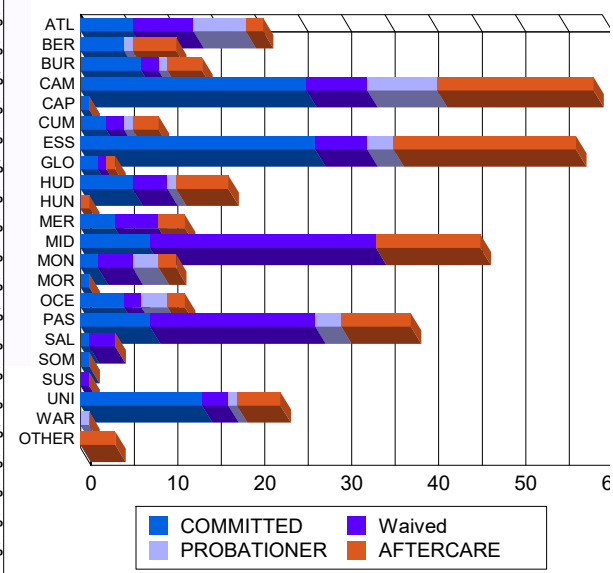
**Race/Ethnicity Grouping**



**Age Grouping**



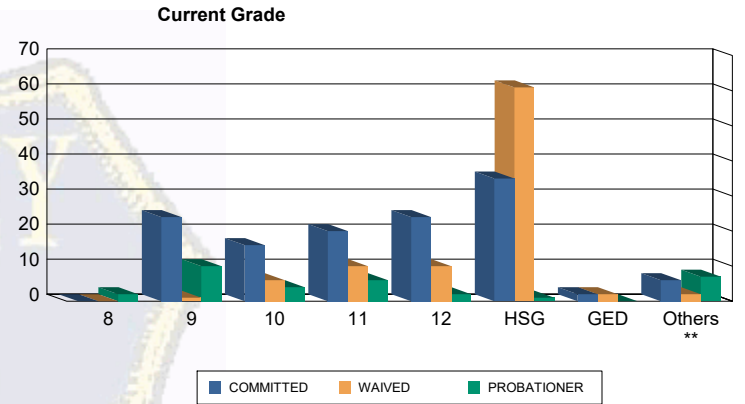
**Count of Juveniles By Sentencing County**





Juvenile Demographics and Statistics

Current Grade	COMMITTED		WAIVED		PROBATIONER		Total
	MALE	FEMALE	MALE	FEMALE	MALE	FEMALE	
8	0 (0.00%)	0 (0.00%)	0 (0.00%)	0 (0.00%)	1 (3.70%)	1 (20.00%)	2 (0.80%)
9	22 (18.33%)	2 (28.57%)	1 (1.11%)	0 (0.00%)	10 (37.04%)	0 (0.00%)	35 (13.94%)
10	16 (13.33%)	0 (0.00%)	6 (6.67%)	0 (0.00%)	3 (11.11%)	1 (20.00%)	26 (10.36%)
11	17 (14.17%)	3 (42.86%)	9 (10.00%)	1 (50.00%)	6 (22.22%)	0 (0.00%)	36 (14.34%)
12	22 (18.33%)	2 (28.57%)	10 (11.11%)	0 (0.00%)	2 (7.41%)	0 (0.00%)	36 (14.34%)
HSG	35 (29.17%)	0 (0.00%)	60 (66.67%)	1 (50.00%)	1 (3.70%)	0 (0.00%)	97 (38.65%)
GED	2 (1.67%)	0 (0.00%)	2 (2.22%)	0 (0.00%)	0 (0.00%)	0 (0.00%)	4 (1.59%)
Others **	6 (5.00%)	0 (0.00%)	2 (2.22%)	0 (0.00%)	4 (14.81%)	3 (60.00%)	15 (5.98%)
<b>Total</b>	<b>120 (100.00%)</b>	<b>7 (100.00%)</b>	<b>90 (100.00%)</b>	<b>2 (100.00%)</b>	<b>27 (100.00%)</b>	<b>5 (100.00%)</b>	<b>251 (100.00%)</b>

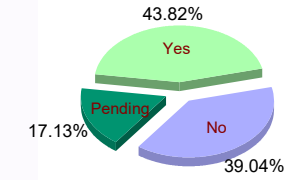


\*\* Includes Aged Out Juveniles and Pending Records

Special Education Services

Yes	54 (45.00%)	6 (85.71%)	35 (38.89%)	1 (50.00%)	13 (48.15%)	1 (20.00%)	110 (43.82%)
No	52 (43.33%)	1 (14.29%)	33 (36.67%)	1 (50.00%)	10 (37.04%)	1 (20.00%)	98 (39.04%)
Pending	14 (11.67%)	0 (0.00%)	22 (24.44%)	0 (0.00%)	4 (14.81%)	3 (60.00%)	43 (17.13%)
<b>Total</b>	<b>120 (100.00%)</b>	<b>7 (100.00%)</b>	<b>90 (100.00%)</b>	<b>2 (100.00%)</b>	<b>27 (100.00%)</b>	<b>5 (100.00%)</b>	<b>251 (100.00%)</b>

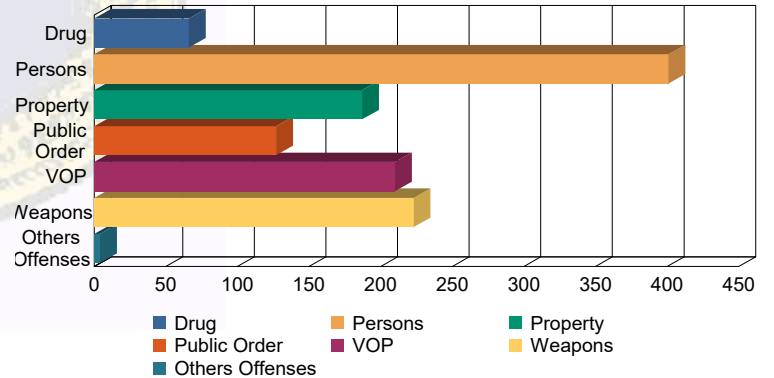
Special Education



Offense Categories

Drug	50 (6.28%)	0 (0.00%)	10 (3.47%)	0 (0.00%)	6 (6.67%)	0 (0.00%)	66 (5.42%)
Persons	218 (27.39%)	9 (34.62%)	146 (50.69%)	3 (100.00%)	23 (25.56%)	2 (13.33%)	401 (32.92%)
Property	133 (16.71%)	4 (15.38%)	32 (11.11%)	0 (0.00%)	15 (16.67%)	3 (20.00%)	187 (15.35%)
Public Order	90 (11.31%)	5 (19.23%)	21 (7.29%)	0 (0.00%)	8 (8.89%)	3 (20.00%)	127 (10.43%)
VOP	152 (19.10%)	4 (15.38%)	32 (11.11%)	0 (0.00%)	17 (18.89%)	5 (33.33%)	210 (17.24%)
Weapons	151 (18.97%)	4 (15.38%)	46 (15.97%)	0 (0.00%)	20 (22.22%)	2 (13.33%)	223 (18.31%)
Others Offenses	2 (0.25%)	0 (0.00%)	1 (0.35%)	0 (0.00%)	1 (1.11%)	0 (0.00%)	4 (0.33%)
<b>Total *</b>	<b>796 (100.00%)</b>	<b>26 (100.00%)</b>	<b>288 (100.00%)</b>	<b>3 (100.00%)</b>	<b>90 (100.00%)</b>	<b>15 (100.00%)</b>	<b>1,218 (100.00%)</b>

Offense Categories



\* Juveniles may have multiple offenses