



Juvenile Demographics and Statistics

Race/ Ethnicity	COMMITTED		WAIVED		PROBATIONER		AFTERCARE		Total									
	MALE	FEMALE	MALE	FEMALE	MALE	FEMALE	MALE	FEMALE										
BLACK	89	75.42%	5	83.33%	53	58.24%	2	100.00%	16	57.14%	4	80.00%	71	73.96%	3	100.00%	243	69.63%
HISPANIC	18	15.25%	0	0.00%	26	28.57%	0	0.00%	9	32.14%	0	0.00%	16	16.67%	0	0.00%	69	19.77%
WHITE	10	8.47%	1	16.67%	12	13.19%	0	0.00%	2	7.14%	1	20.00%	8	8.33%	0	0.00%	34	9.74%
ASIAN	1	0.85%	0	0.00%	0	0.00%	0	0.00%	0	0.00%	0	0.00%	0	0.00%	0	0.00%	1	0.29%
Others	0	0.00%	0	0.00%	0	0.00%	0	0.00%	1	3.57%	0	0.00%	1	1.04%	0	0.00%	2	0.57%
<b>Total</b>	<b>118</b>	<b>100.00%</b>	<b>6</b>	<b>100.00%</b>	<b>91</b>	<b>100.00%</b>	<b>2</b>	<b>100.00%</b>	<b>28</b>	<b>100.00%</b>	<b>5</b>	<b>100.00%</b>	<b>96</b>	<b>100.00%</b>	<b>3</b>	<b>100.00%</b>	<b>349</b>	<b>100.00%</b>

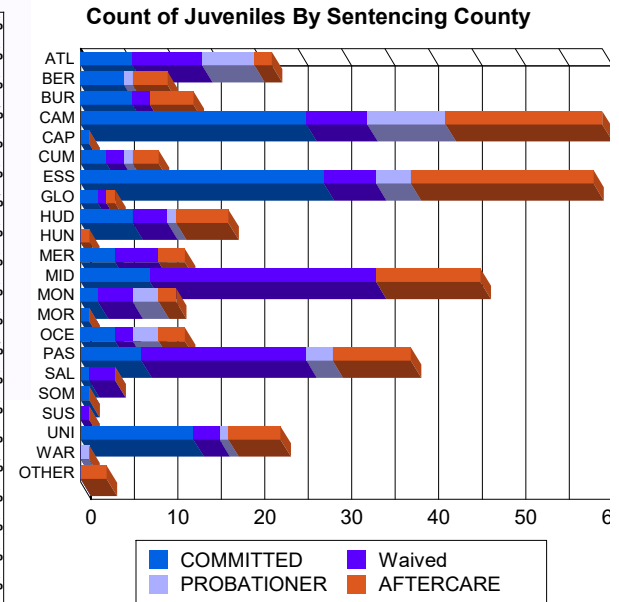
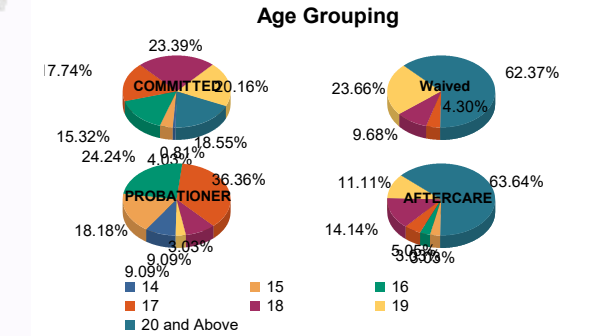
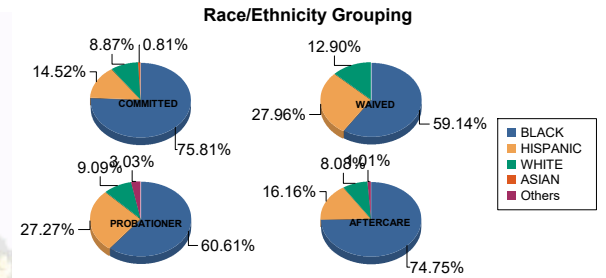
**Age**

14	0	0.00%	1	16.67%	0	0.00%	0	0.00%	1	3.57%	2	40.00%	0	0.00%	0	0.00%	4	1.15%
15	5	4.24%	0	0.00%	0	0.00%	0	0.00%	6	21.43%	0	0.00%	2	2.08%	1	33.33%	14	4.01%
16	19	16.10%	0	0.00%	0	0.00%	0	0.00%	6	21.43%	2	40.00%	3	3.13%	0	0.00%	30	8.60%
17	19	16.10%	3	50.00%	4	4.40%	0	0.00%	11	39.29%	1	20.00%	5	5.21%	0	0.00%	43	12.32%
18	28	23.73%	1	16.67%	8	8.79%	1	50.00%	3	10.71%	0	0.00%	14	14.58%	0	0.00%	55	15.76%
19	24	20.34%	1	16.67%	22	24.18%	0	0.00%	1	3.57%	0	0.00%	10	10.42%	1	33.33%	59	16.91%
20 and Above	23	19.49%	0	0.00%	57	62.64%	1	50.00%	0	0.00%	0	0.00%	62	64.58%	1	33.33%	144	41.26%
<b>Total</b>	<b>118</b>	<b>100.00%</b>	<b>6</b>	<b>100.00%</b>	<b>91</b>	<b>100.00%</b>	<b>2</b>	<b>100.00%</b>	<b>28</b>	<b>100.00%</b>	<b>5</b>	<b>100.00%</b>	<b>96</b>	<b>100.00%</b>	<b>3</b>	<b>100.00%</b>	<b>349</b>	<b>100.00%</b>

Average Age	18.33	17.00	20.32	19.50	16.43	15.40	21.57	19.67	19.54
-------------	-------	-------	-------	-------	-------	-------	-------	-------	-------

**Sentencing County**

ATL	6	5.08%	0	0.00%	8	8.79%	0	0.00%	5	17.86%	1	20.00%	2	2.08%	0	0.00%	22	6.30%
BER	5	4.24%	0	0.00%	0	0.00%	0	0.00%	0	0.00%	1	20.00%	4	4.17%	0	0.00%	10	2.87%
BUR	5	4.24%	1	16.67%	2	2.20%	0	0.00%	0	0.00%	0	0.00%	5	5.21%	0	0.00%	13	3.72%
CAM	26	22.03%	0	0.00%	6	6.59%	1	50.00%	6	21.43%	3	60.00%	16	16.67%	2	66.67%	60	17.19%
CAP	1	0.85%	0	0.00%	0	0.00%	0	0.00%	0	0.00%	0	0.00%	0	0.00%	0	0.00%	1	0.29%
CUM	3	2.54%	0	0.00%	2	2.20%	0	0.00%	1	3.57%	0	0.00%	3	3.13%	0	0.00%	9	2.58%
ESS	25	21.19%	3	50.00%	6	6.59%	0	0.00%	4	14.29%	0	0.00%	21	21.88%	0	0.00%	59	16.91%
GLO	2	1.69%	0	0.00%	1	1.10%	0	0.00%	0	0.00%	0	0.00%	1	1.04%	0	0.00%	4	1.15%
HUD	5	4.24%	1	16.67%	4	4.40%	0	0.00%	1	3.57%	0	0.00%	6	6.25%	0	0.00%	17	4.87%
HUN	0	0.00%	0	0.00%	0	0.00%	0	0.00%	0	0.00%	0	0.00%	1	1.04%	0	0.00%	1	0.29%
MER	4	3.39%	0	0.00%	5	5.49%	0	0.00%	0	0.00%	0	0.00%	3	3.13%	0	0.00%	12	3.44%
MID	8	6.78%	0	0.00%	25	27.47%	1	50.00%	0	0.00%	0	0.00%	12	12.50%	0	0.00%	46	13.18%
MON	2	1.69%	0	0.00%	4	4.40%	0	0.00%	3	10.71%	0	0.00%	2	2.08%	0	0.00%	11	3.15%
MOR	1	0.85%	0	0.00%	0	0.00%	0	0.00%	0	0.00%	0	0.00%	0	0.00%	0	0.00%	1	0.29%
OCE	4	3.39%	0	0.00%	2	2.20%	0	0.00%	3	10.71%	0	0.00%	2	2.08%	1	33.33%	12	3.44%
PAS	7	5.93%	0	0.00%	19	20.88%	0	0.00%	3	10.71%	0	0.00%	9	9.38%	0	0.00%	38	10.89%
SAL	1	0.85%	0	0.00%	3	3.30%	0	0.00%	0	0.00%	0	0.00%	0	0.00%	0	0.00%	4	1.15%
SOM	0	0.00%	1	16.67%	0	0.00%	0	0.00%	0	0.00%	0	0.00%	0	0.00%	0	0.00%	1	0.29%
SUS	0	0.00%	0	0.00%	1	1.10%	0	0.00%	0	0.00%	0	0.00%	0	0.00%	0	0.00%	1	0.29%
UNI	13	11.02%	0	0.00%	3	3.30%	0	0.00%	1	3.57%	0	0.00%	6	6.25%	0	0.00%	23	6.59%
WAR	0	0.00%	0	0.00%	0	0.00%	0	0.00%	1	3.57%	0	0.00%	0	0.00%	0	0.00%	1	0.29%
OTHER	0	0.00%	0	0.00%	0	0.00%	0	0.00%	0	0.00%	0	0.00%	3	3.13%	0	0.00%	3	0.86%
<b>Total</b>	<b>118</b>	<b>100.00%</b>	<b>6</b>	<b>100.00%</b>	<b>91</b>	<b>100.00%</b>	<b>2</b>	<b>100.00%</b>	<b>28</b>	<b>100.00%</b>	<b>5</b>	<b>100.00%</b>	<b>96</b>	<b>100.00%</b>	<b>3</b>	<b>100.00%</b>	<b>349</b>	<b>100.00%</b>





Juvenile Demographics and Statistics

Current Grade	COMMITTED		WAIVED		PROBATIONER		Total
	MALE	FEMALE	MALE	FEMALE	MALE	FEMALE	
8	0 (0.00%)	0 (0.00%)	0 (0.00%)	0 (0.00%)	1 (3.57%)	1 (20.00%)	2 (0.80%)
9	22 (18.64%)	1 (16.67%)	1 (1.10%)	0 (0.00%)	10 (35.71%)	1 (20.00%)	35 (14.00%)
10	16 (13.56%)	0 (0.00%)	6 (6.59%)	0 (0.00%)	4 (14.29%)	1 (20.00%)	27 (10.80%)
11	18 (15.25%)	3 (50.00%)	9 (9.89%)	1 (50.00%)	6 (21.43%)	0 (0.00%)	37 (14.80%)
12	21 (17.80%)	2 (33.33%)	10 (10.99%)	0 (0.00%)	2 (7.14%)	0 (0.00%)	35 (14.00%)
HSG	34 (28.81%)	0 (0.00%)	60 (65.93%)	1 (50.00%)	1 (3.57%)	0 (0.00%)	96 (38.40%)
GED	2 (1.69%)	0 (0.00%)	2 (2.20%)	0 (0.00%)	0 (0.00%)	0 (0.00%)	4 (1.60%)
Others **	5 (4.24%)	0 (0.00%)	3 (3.30%)	0 (0.00%)	4 (14.29%)	2 (40.00%)	14 (5.60%)
<b>Total</b>	<b>118 (100.00%)</b>	<b>6 (100.00%)</b>	<b>91 (100.00%)</b>	<b>2 (100.00%)</b>	<b>28 (100.00%)</b>	<b>5 (100.00%)</b>	<b>250 (100.00%)</b>

\*\* Includes Aged Out Juveniles and Pending Records

Special Education Services

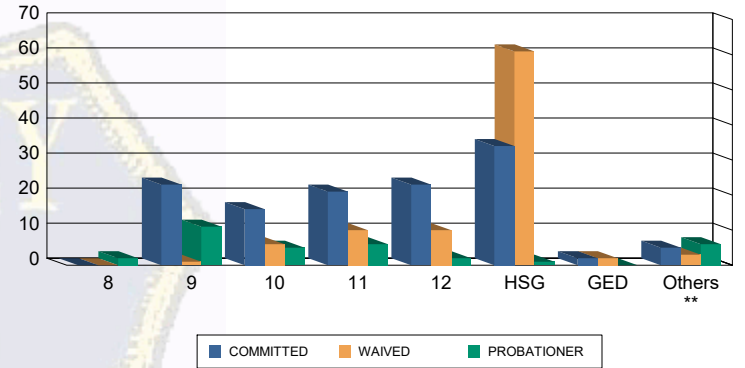
Yes	54 (45.76%)	5 (83.33%)	35 (38.46%)	1 (50.00%)	14 (50.00%)	1 (20.00%)	110 (44.00%)
No	52 (44.07%)	1 (16.67%)	33 (36.26%)	1 (50.00%)	10 (35.71%)	2 (40.00%)	99 (39.60%)
Pending	12 (10.17%)	0 (0.00%)	23 (25.27%)	0 (0.00%)	4 (14.29%)	2 (40.00%)	41 (16.40%)
<b>Total</b>	<b>118 (100.00%)</b>	<b>6 (100.00%)</b>	<b>91 (100.00%)</b>	<b>2 (100.00%)</b>	<b>28 (100.00%)</b>	<b>5 (100.00%)</b>	<b>250 (100.00%)</b>

Offense Categories

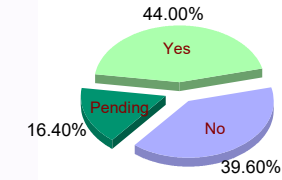
Drug	50 (6.20%)	0 (0.00%)	10 (3.44%)	0 (0.00%)	7 (7.37%)	0 (0.00%)	67 (5.42%)
Persons	218 (27.05%)	9 (34.62%)	149 (51.20%)	3 (100.00%)	23 (24.21%)	2 (13.33%)	404 (32.69%)
Property	136 (16.87%)	4 (15.38%)	32 (11.00%)	0 (0.00%)	16 (16.84%)	3 (20.00%)	191 (15.45%)
Public Order	92 (11.41%)	5 (19.23%)	21 (7.22%)	0 (0.00%)	8 (8.42%)	3 (20.00%)	129 (10.44%)
VOP	155 (19.23%)	4 (15.38%)	32 (11.00%)	0 (0.00%)	17 (17.89%)	5 (33.33%)	213 (17.23%)
Weapons	153 (18.98%)	4 (15.38%)	46 (15.81%)	0 (0.00%)	22 (23.16%)	2 (13.33%)	227 (18.37%)
Others Offenses	2 (0.25%)	0 (0.00%)	1 (0.34%)	0 (0.00%)	2 (2.11%)	0 (0.00%)	5 (0.40%)
<b>Total *</b>	<b>806 (100.00%)</b>	<b>26 (100.00%)</b>	<b>291 (100.00%)</b>	<b>3 (100.00%)</b>	<b>95 (100.00%)</b>	<b>15 (100.00%)</b>	<b>1,236 (100.00%)</b>

\* Juveniles may have multiple offenses

Current Grade



Special Education



Offense Categories

