



# NEW JERSEY RACING COMMISSION 2023

---

## EIGHTY-FOURTH ANNUAL AND STATISTICAL REPORT

---

FOR THE YEAR ENDING DECEMBER 31, 2023

Philip D. Murphy  
*Governor*

Mathew J. Platkin  
*Attorney General*

Pamela J. Clyne  
*Chairman*

Michael J. Arnone · Lawrence DeMarzo  
Francis X. Keegan, Jr. · Arlene Quinones-Perez  
Charles E. Tomaro · Glen Vetrano  
*Commissioners*

Judith A. Nason  
*Executive Director*

## Contents

Mission Statement.....	1
New Jersey Racing Commissioners.....	1
New Jersey Racetracks .....	5
Other Regulated Facilities .....	6
Commissioners.....	6
2023 Budget.....	7
Racing Operations.....	8
Thoroughbred Racing Officials .....	8
Standardbred Racing Officials.....	9
Licensing Personnel.....	9
Veterinary Staff.....	10
Testing Procedures.....	11
Pari-Mutuel Wagering .....	12
Live Wagering .....	12
Simulcast Wagering.....	12
Pari-Mutuel Handles.....	13
Regulatory Affairs .....	13
Investigative Staff.....	14
Violations.....	14
Sports Wagering.....	15
New Jersey Horse Racing Injury Compensation Board .....	15
Regulated Entities .....	15
Permit Holders .....	15
Off-Track Wagering Licensees.....	16
Casino Simulcasting .....	16
Account Wagering .....	16
Totalisator .....	16
Race Dates and Purse Subsidies .....	16
Thoroughbred Horsemen’s Association .....	17
New Meadowlands Racetrack, LLC.....	17
FR Park Racing, LP .....	18
Far Hills Special Steeplechase Meet.....	18

2024 Race Dates .....	18
Horsemen’s Consent .....	19
Contact Information .....	19
Racetracks .....	19
Casino Simulcast Facility .....	20
Horsemen’s Associations.....	21
Account Wagering .....	21

## **Mission Statement**

The New Jersey Racing Commission (“Commission”) regulates horse racing, pari-mutuel wagering and account wagering in the State of New Jersey. The Commission is tasked with ensuring the integrity of the sport and the wagering thereupon through efficient oversight of all racing and wagering related entities and activities. The Commission also acts to promote the health and safety of the racing participants.

## **New Jersey Racing Commissioners**

**Pamela J. Clyne, LCSW, SAC**

**Chairman**

Appointed 2012 – Resigned April 15, 2023

Appointed as Chairman April 17, 2014

Pamela J. Clyne has served as the Chairman of the Racing Commission since April 17, 2014. She has a Master’s Degree in Social Work from Rutgers University and is certified in several behavioral healthcare disciplines. One of the focuses of Chairman Clyne’s professional career has been the establishment and operation of an equine therapy practice. As a lifelong equine enthusiast, Chairman Clyne has been able to utilize both her love of horses and her expertise as a licensed clinical social worker to treat those suffering from a wide range of mental illnesses, including autism and post-traumatic stress disorder.

Currently, Chairman Clyne practices behavioral healthcare for veterans suffering from PTSD and children suffering from autism. Some of Chairman Clyne’s practices involve therapeutic horseback riding and equine-assisted psychotherapy.

Formerly, Chairman Clyne was the Executive Director of Reindancer Therapeutic Riding Center where she worked with a group of individuals with a wide range of special needs.

**Dr. Michael Arnone, DDS**

Appointed 2013

Dr. Michael Arnone attended Seton Hall University and St. Francis College. He received his D.D.S. from Temple University School of Dentistry and practiced dentistry in Red Bank, NJ. Commissioner Arnone was a member of the New Jersey General Assembly from 1989 to 2004 and served as Mayor of Red Bank from 1978 to 1990. Commissioner Arnone has served on several other local government agencies and committees including service as a Commissioner of the Red Bank Fire and Police.

Dr. Arnone also served his country as a member of the United States Army from 1959-1961, achieving the rank of Captain.

**Lawrence F. DeMarzo**

Appointed July 7, 2021

Lawrence DeMarzo, who has had a lifelong interest in horse racing, was appointed to the Commission in 2021. He is a graduate of Rutgers University and Seton Hall University School of Law.

Commissioner DeMarzo has spent most of his career in public service, specifically New Jersey State government. He has worked with the Legislature as a Chief of Staff, in the Governor's Office as a Senior Policy Advisor and in the Division of Consumer Affairs as both Deputy Director and Acting Director. He currently works as President of Education & Health Centers, a New Jersey non-profit company that provides re-entry services to the New Jersey Department of Corrections and the State Parole Board.

**Francis X. Keegan, Jr.**

Appointed 2006

Francis X. Keegan, Jr., a lifelong horseman, was appointed to the Commission in 2006. Formerly, he was President of the Thoroughbred Breeders' Association of New Jersey, President of the New Jersey Thoroughbred Horsemen's Association and has held esteemed membership in many national and international horsemen's organizations, including the Thoroughbred Club of America, the Green Mountain Horse Association and the National Hunt Association. He was also a patron of the Monmouth County Hunt.

Commissioner Keegan has bred, owned and raced horses in New Jersey since 1963 and has been a successful consignor at numerous thoroughbred auction sales including those held in Saratoga, NY and Keeneland, KY.

Commissioner Keegan is a graduate of Seton Hall University and attended Fordham Law School. He also served as an infantry officer in the United States Army. After 51 years, Commissioner Keegan retired from his career as a Wealth Management Advisor and First-Vice President of Investments with UBS Financial Services, Inc. In addition to his public service, Commissioner Keegan has served on the board of numerous banks, including Carteret S & L Bank of Commerce and Monmouth Community Bank.

**Arlene Quiñones Perez, Esq.**

Appointed August 8, 2023

Arlene Quiñones Perez, Esq. is an Equity Partner and the Director of Diversity & Inclusion at the law firm of DeCotiis, FitzPatrick, Cole & Giblin, LLP, in Paramus, New Jersey. Commissioner Perez is a member of the NJ State Bar Association, served as Chair of the Judicial and Prosecutorial Committee ("JPAC") from 2019 to 2020 and as the President of the Hispanic Bar Association of New Jersey from 2016-2017. She received her Juris Doctorate Degree in 2009 from Rutgers School of Law.

Commissioner Perez has been featured in the Hispanic Executive Magazine, listed by PoliticsNJ on the 40 Under 40 Power List, as one of New Jersey's top 50 rising stars, and featured in the Star-Ledger as a Person of Interest. Commissioner Perez is married to Jose M. Perez and has three children: Jaden, Akayla and Lia. The family has been involved in the horse industry since Akayla started riding in 2018. Akayla has since become an avid equestrian rider, and has placed at the state and national level with her thoroughbred horse.

**Charles E. Tomaro**

Appointed June 25, 2021

Charles E. Tomaro is a graduate of Rutgers University and attended Harvard University's Institute of Politics. He currently works as a sales and marketing representative for Clayton Block Company in Edison where he has been employed for the past 34 years.

Commissioner Tomaro has enjoyed a long career in both public and community service. He has served on numerous local government councils and planning boards, including as an Edison Township Councilman, President and Vice-President, and currently as a Middlesex County Commissioner. He was on the Board of Directors for the Edison Chamber of Commerce, as Secretary, and the Edison Memorial Tower Commission. Commissioner Tomaro serves the community as a member of the Edison B.P.O. Elks, and as a volunteer and Vice President of the Board of Directors of the Hands of Hope for the Community Food Pantry, as well as participating in other community service organizations.

In addition, Commissioner Tomaro has been bestowed several awards of note, including being named Man of the Year of the North Brunswick Italian Club, Man of the Year of the Edison Elks, Peter Barnes Community Champion of the Metuchen Edison Y.M.C.A. and Town Hero of the United Way of Central New Jersey, amongst other accolades.

**Glen Vetrano**

Appointed July 26, 2019

Glen Vetrano has been involved in the equine industry for the better part of 30 years. Throughout that time, Commissioner Vetrano has participated in every aspect of the sport including owning, breeding and racing standardbred horses. Commissioner Vetrano presently resides on a small farm in Hampton Township, Sussex County, where he owns and operates a bovine breeding farm. Commissioner Vetrano's service on the Commission stems from a desire to promote the horse racing industry in New Jersey and to create a first class racing product that all New Jersey residents can enjoy while creating a level playing field for all who participate.

Commissioner Vetrano is a retired Battalion Chief of the Paterson Fire Department and has enjoyed a long career in public service, which includes serving as a Freeholder of Sussex County, being selected President of the Boys and Girls Club of Paterson and Passaic, President of the Paterson Firefighters' Association, Board Member of the Sussex County Community College Board of Trustees and the Highlands Water Protection and Planning Council, Director of the

Sussex County Farm and Horse Show, Chairman of the John Cocula Memorial Scholarship Foundation and serving as a charter member of Sparta UNICO, amongst other titles and positions of public service.

Further, Commissioner Vetrano has been bestowed several awards of note, including being named Man of the Year for the Red Cross of Sussex County, Man of the Year of the Boys and Girls Club of Paterson and Passaic, Grand Marshal of the Sussex County St. Patrick's Day Parade and Volunteer of the Year of the Sussex County Chamber of Commerce, amongst other accolades.

**Judith A. Nason**  
**Executive Director**

Appointed July 18, 2018

On May 15, 2019, the New Jersey Racing Commission appointed Judith A. Nason to serve as Executive Director. Ms. Nason served as Acting Director of the Commission since July 18, 2018. Ms. Nason served as Deputy Director of the Commission since November 2014 and, prior to that, as a Deputy Attorney General beginning in January 1993. As a Deputy Attorney General, Ms. Nason represented and provided legal advice to the Commission for 13 years.

Ms. Nason received a J.D. with Honors from Rutgers Law School-Newark in 1988. Thereafter, she clerked for Chief Justice Robert N. Wilentz of the New Jersey Supreme Court. Ms. Nason was then employed as an associate attorney in New York City with Kaye, Scholer, Fierman, Hays and Handler, specializing in corporate finance, and as a litigation associate in Newark, New Jersey with LeBoeuf, Lamb, Leiby and MacRae where she worked with the Honorable Frederick B. Lacey. Thereafter, Ms. Nason left private practice for a career in public service.

## **Overview**

### **Composition of Commission Staff**

In calendar year 2023, there were 2,688 races conducted in New Jersey and the total handle wagered in New Jersey amounted to \$651,838,888. Horse racing is conducted at three racetracks in the State and wagers can be placed on horse races at the racetracks, the five operating off-track wagering facilities and the casino simulcast facility at the Borgata Hotel Casino and Spa, as well as over the internet or by telephone. The New Jersey Racing Commission regulates horse racing and the wagers placed on the sport.

The Commission, which is a bi-partisan body created by statute, consists of a maximum of nine members. Commissioners are appointed by the Governor, by and with the advice and consent of the Senate, for a term of six years. One such member shall be designated by the Governor to serve as chairman.

Through its regulatory purpose, the Commission is tasked with maintaining the integrity of New Jersey's horse racing industry and acting to protect the health and safety of the racing participants. These aims are achieved through the promulgation and enforcement of regulations. The Commission, which is also charged with oversight of pari-mutuel wagering upon horse races in the State, employs staff members to oversee the calculation and distribution of wagering handles in order to ensure that such wagering is conducted fairly and without incident. Additional functions of the Commission include the issuance of permits and licenses allowing persons or entities to conduct horse racing-related activities.

The Commission has a full-time staff of dedicated employees charged with conducting its daily functions. The full-time staff includes investigators, race officials, financial analysts, veterinarians, executive staff and support personnel. In addition to the full-time employees, the Commission maintains a pool of per-diem employees to supplement staff as needed. Many of the part-time and seasonal employees only work on days when racing is conducted. The staff is led by Executive Director Judith A. Nason who has served in that role since her appointment on July 18, 2018.

### **New Jersey Racetracks**

New Jersey currently has three racetracks in operation and each has its own unique features and history. Monmouth Park is the only exclusive thoroughbred racetrack in the State and hosts the Haskell Invitational, an annual Grade 1 Stakes Race. The Meadowlands conducts both standardbred and thoroughbred racing at its state-of-the-art facility which opened in 2013. The Meadowlands has hosted the Hambletonian Stakes, one of the most prestigious harness races in the world, every year since 1981. Freehold Raceway is the oldest and longest continuously operating racetrack in the United States, having been officially opened for operation in 1854, although races were conducted on the site starting in the mid-1830s.



## **Other Regulated Facilities**

Legislation enacted in 2002 allows for the operation of up to fifteen off-track wagering facilities, which provide members of the wagering public additional locations to place bets and watch simulcast races. As of December 31, 2023, there are five off-track wagering facilities open for business in the State. They are located in Toms River, Hillsborough, Woodbridge, Bayonne and Gloucester Township. The off-track wagering facility in Egg Harbor Township permanently closed on May 31, 2023. In addition to the off-track wagering facilities, patrons are able to place bets on simulcast races at the casino simulcast facility located at the Borgata Hotel Casino and Spa, as well as on the internet and over the telephone by utilizing New Jersey's account wagering system.

## **Commissioners**

During calendar year 2023, the following persons served on the Commission: Dr. Michael Arnone, Pamela J. Clyne, Lawrence DeMarzo, Francis X. Keegan, Jr., Arlene Quiñones Perez, Esq., Charles E. Tomaro and Glen Vetrano. On April 17, 2014, Commissioner Pamela J. Clyne was designated Chairman and served in that capacity until April 2023. Arlene Quiñones Perez, Esq. was appointed to the Commission in August 2023. At year's end, there are six sitting Commissioners and three vacancies awaiting appointment.

## 2023 Budget

The Total Operating Budget for fiscal year 2023 was \$8,026,104. This represented an increase of \$587,865, or (7.9%), from the total operating budget of fiscal year 2022 which was \$7,438,240.

For budgetary purposes, operational activities are broken down into four functional areas. The 2023 Fiscal Year Budget for each area is as follows (with the 2022 budget numbers in parenthesis):

Administrative/Regulatory:		\$2,169,210	(\$1,908,332)
Racing Operations:		\$4,809,080	(\$4,610,187)
Licensing:	\$ 1,097,679		(\$782,439)
Veterinarians:	\$ 1,214,353		(\$1,303,483)
Chemical Testing:	\$ 1,333,149		(\$1,528,697)
Officials:	\$ 1,163,899		(\$995,568)
Pari-Mutuels:		\$256,672	(\$225,971)
Investigations:		\$791,142	(\$693,750)
Total Operating Budget:		\$8,026,104	(\$7,438,240)

## **Racing Operations**

Oversight of the races conducted in the State and of the racing participants is the responsibility of the racing operations staff members. This group includes executive staff, racing officials, licensing personnel, veterinary staff and administrative staff.

### **Thoroughbred Racing Officials**

The persons who officiate thoroughbred races are known as racing stewards. The Commission employs a Chief State Steward of thoroughbred racing and several associate stewards to officiate the thoroughbred races at Monmouth Park and the Meadowlands. It is the responsibility of these stewards to watch every race from start to finish and ensure that all races are conducted according to the Commission's rules. However, the duties of the stewards extend well beyond the actual running of the races.

A few days prior to a race day, Commission stewards are responsible for verifying entries into each race. On the morning of a race day, prior to any races being run, the stewards are in regular contact with trainers, owners and veterinarians to determine if any horses need to be scratched from that day's races. During each race, three stewards are present in the officiating booth at all times. Two stewards watch the race with binoculars while another studies the live video feeds. These three stewards work in concert to determine if a foul occurs during the race and, if a foul occurs, to determine the appropriate action to be taken.

The Commission has jurisdiction over all licensees and licensed tracks, farms and training facilities, as well as any location in the State where a racehorse is located. The stewards issue penalties and make judgments on all matters involving violations of the Commission's rules. When a violation of a Commission rule occurs, three stewards are empaneled to conduct a hearing at which the violator is present and has an opportunity to explain his or her side of the incident. At the conclusion of the hearing, the panel of stewards determines if a penalty is warranted.

The Horseracing Integrity and Safety Act of 2020, 15 U.S.C. §§3051 *et seq.* ("Act") created the Horseracing Integrity and Safety Authority ("HISA"), a private, independent, self-regulatory, nonprofit corporation. *Id.* at §3052(a). The Act grants HISA exclusive authority to implement a racetrack safety program for thoroughbred horses. HISA's adopted racetrack safety rules became effective on July 1, 2022.

HISA's racetrack safety rules require the presence of regulatory veterinarians at all thoroughbred racetracks to conduct pre-race examinations of the horses, place horses on the Veterinarians' List and perform other duties. HISA adopted additional rules, such as a riding crop rule, claiming rule and human drug testing rule, which must be enforced by stewards.

The Commission entered into a services agreement with HISA for calendar year 2023. The Commission agreed to provide the services of its regulatory veterinarians, who continued to perform the services they performed at Monmouth Park racetrack, and to undertake reasonable efforts to carry out the duties and responsibilities of the Regulatory Veterinarian. The Commission

also agreed to provide the services of its stewards to enforce HISA's racetrack safety rules and to conduct hearings for violations that occur in New Jersey. In addition, the Commission's stewards will inspect and approve the racetrack emergency warning system, administer HISA's uniform National Trainers Test, maintain a drug and alcohol testing program for jockeys and perform the services they currently perform at Monmouth Park regarding the concussion management program for jockeys. HISA agreed to compensate the Commission for the actual cost and expenses incurred by the Commission for the services provided.

### **Standardbred Racing Officials**

The persons who officiate standardbred races are known as judges. The Commission employs two presiding judges and several associate judges to officiate standardbred races at Freehold Raceway and the Meadowlands. The job responsibilities of standardbred judges are similar to those of thoroughbred stewards, although there are some minor differences between the two industries. Judges verify the entries into each race and also pick the starting draw. Similar to the thoroughbred stewards, standardbred judges are in contact with the trainers, owners and veterinarians pre-race to determine if any horse must be scratched. Further, there are three judges in the officials' booth during each standardbred race who work together to view the race to ensure that no violations occur during a race and, should a violation occur, confer amongst themselves as to the circumstances involving the violation and the appropriate action to be taken.

Judges are responsible for levying penalties upon licensees and other persons for violations of the Commission's rules. When a violation of one or more of the Commission's rules occurs, three judges are empaneled to conduct a hearing at which the violator is present and has an opportunity to explain his or her side of the incident. At the conclusion of the hearing, the panel of judges determines if a penalty is warranted.

### **Licensing Personnel**

Every person involved in thoroughbred or standardbred racing in New Jersey must be licensed by the Commission. This includes, but is not limited to, owners, trainers, jockeys, drivers, veterinarians, exercise riders and grooms. Further, all vendors, farms, stables and other entities involved in thoroughbred or standardbred racing in New Jersey, including racetrack employees, must be licensed as well.

The responsibilities of granting licenses, overseeing the licensing process and ensuring that all persons required to be licensed have been issued a license, are the responsibilities of the Commission's licensing staff. Licensing staff are present at each of the three racetracks during racing meets and are present year-round at the central office in Trenton.

In order to obtain a license, each prospective licensee must fill out an application, have a photo taken by a member of the Commission's licensing staff and be fingerprinted for a criminal background check. The application is then reviewed by staff and photo identification is given to the licensee. Each licensee is required to possess photo identification while on the grounds of a racetrack, farm or other area under the jurisdiction of the Commission.

Certain licenses require approval of the State Steward, while others require the taking and passing of a written examination. It is the responsibility of the licensing staff to keep track of this process and maintain such records.

In the year 2023, 9,223 licenses were issued by the Commission. A breakdown of each individual license granted for both thoroughbred and standardbred racing is attached to this report. When submitting an application for a racing license, each applicant is required to submit a licensing fee, the amount of which is different for each respective class of license. In 2023, the total revenue, in the form of licensing fees, generated through the licensing process was \$426,530, representing a 1.3% decrease from the 2022 licensing revenue of \$432,205.

## **Veterinary Staff**

The Commission employs veterinarians who operate under the supervision of the Chief State Veterinarian. It is the responsibility of the Commission's veterinarians to safeguard the health of racehorses in the State and to minimize the risk of any injury or harm that may befall human and equine race participants.

On race day, the Commission's veterinarians perform a pre-race examination of every horse that is entered to race. During this general exam, the veterinarians check each horse to determine if there are any indications of illness or lameness. To conduct the exam, a veterinarian will enter the stall and check the horse's physical condition and will also watch the horse jog to make certain there is no evidence of lameness or unsoundness in the horse's gait. Should any horse present illness or lameness, the veterinarian has the discretion to contact the stewards or judges and recommend that the horse be scratched from racing that day. Should the horse be scratched, the horse is placed on a list maintained by the veterinary staff and cannot race until that horse undergoes a thorough evaluation by a Commission veterinarian and is determined to be free of illness or injury.

During each race, Commission veterinarians are positioned in the paddock area and along the racetrack in order to observe the horses as they run. Should an accident or injury occur, the veterinarians are immediately on hand to treat the horse and have the authority to order the horse removed by equine ambulance or euthanized, if necessary. In addition to observation of the races themselves, Commission veterinarians are responsible for taking post-race blood samples from selected horses which are then tested for the presence of any drugs or substances foreign to the natural horse. When not observing races, it is the responsibility of the veterinarians to maintain a presence in the stabling and paddock areas. The Commission has a veterinary office at each racetrack in the State.

The veterinarians are responsible for keeping apprised of any equine health issues that may be occurring in New Jersey and neighboring jurisdictions and report any issues to the executive staff as well as to the racing stewards and judges. The veterinarians also research national trends and standards in equine veterinary practice so that they may be informed of the treatments being used in the private sector.

## **Testing Procedures**

As mentioned previously, Commission veterinarians are responsible for collecting post-race samples for testing. Further, the veterinarians also collect samples prior to the date of the race for testing. The collection of these samples for out-of-competition testing will be tested to ascertain the presence of Erythropoietin, Epogen and other blood doping agents.

In addition to the Commission veterinarians, the Commission employs several part-time animal health inspectors who work at the racetracks. After each race, some or all of the horses that competed in the race are sent to the detention barn to undergo post-race testing. The veterinarians and animal health inspectors procure blood and urine samples, respectively. The veterinarian or animal health inspector label and seal the samples they have procured and place the samples into locked storage. The samples are then shipped to a laboratory, which is under contract with the Commission, to be tested for the presence of drugs and substances foreign to the natural horse. Industrial Laboratories in Wheat Ridge, Colorado serves as the testing laboratory.

Persons who may influence the outcome of a race may also be tested for the presence of alcohol or drugs. This includes, but is not limited to, jockeys, trainers, drivers, grooms and the Commission's own stewards and judges.

In calendar year 2023, the Commission tested 12,570 equine samples and 81 human samples. The majority of equine samples, or 12,378 samples, were taken from standardbred horses, while 192 samples were taken from thoroughbred horses. In total, there have been 38 equine positives from standardbred horses and thoroughbred horses combined. There were 0 human positives. A complete breakdown of the total testing numbers and the specific drugs found is attached to this report.

The small number of thoroughbred samples taken by the Commission was primarily due to HISA's exclusive authority to implement a thoroughbred horseracing anti-doping and medication control program. HISA's anti-doping and medication control program became effective on May 22, 2023 at which time it assumed thoroughbred testing. On that date, the Horseracing Integrity and Welfare Unit ("HIWU") assumed control of the Anti-Doping and Medication Control Program of HISA for thoroughbred racing and started thoroughbred testing. The Commission entered into a limited agreement with HISA and HIWU whereby the Commission agreed that on race day, Commission stewards will select horses for post-race testing and a Commission employee will place the testing tags on the halters of the selected horse immediately after the race. HISA agreed to pay the Commission the actual cost of the services performed by Commission employees. HIWU collects samples from the thoroughbred horses and sends them to a laboratory HIWU chooses.

## **Pari-Mutuel Wagering**

The Commission is tasked with ensuring the integrity of the sport and the wagers made thereupon. Every wager placed in New Jersey is recorded and checked for accuracy and compliance with the Commission's rules. Commission staff oversees the calculation of financial information from these wagers to ensure proper distribution of funds. Staff also regulates all operational aspects of pari-mutuel wagering and account wagering to best ensure the integrity of the wagering aspects of the sport. Under the direction of the Supervisor of Mutuels, Commission staff oversee the operation of the totalisator, a device that computes the incoming wagers on a particular race in real time, calculates the odds on each race and transmits those odds to the racetracks. This sophisticated computer system is housed at the Quantum Data Center East in Mt. Laurel, New Jersey ("Data Center"). The Commission's Supervisor of Mutuels and staff are located at the Data Center in order to maintain a constant presence and to ensure that all of the systems are being operated according to the Commission's rules. In 2023, Global Tote US, LLC ("Global"), formerly known as Betmakers US, LLC, was the entity licensed to operate the Data Center.

The Commission utilizes accounting staff within the Department of Law and Public Safety, which is responsible for calculating the breakdown of bets from each of the many wagering locations and modalities throughout the state and separating the shares of these wagers accordingly. Each type of wager has different statutory and regulatory requirements that determine which parties receive percentages of the total wagering handle. In very broad terms, wagers can be made on two types of races: live races and simulcast races. A wager on a live race must necessarily take place at the racetrack where the race is being held. All bets made on races occurring at racetracks other than where the bettor is located are considered simulcast wagers and are governed by the Simulcasting Racing Act, N.J.S.A. 5:5-110 et seq. All wagers made at an off-track wagering facility, or by the account wagering system, are governed by the Off-Track and Account Wagering Act, N.J.S.A. 5:5-127 et seq. Revenue is collected from the total handle amounts based upon a statutory scheme created for such purpose.

### **Live Wagering**

Live pari-mutuel wagering can occur at any of the three racetracks on days when races are held. Live bets are taken at teller windows and self-service machines at the tracks and are most commonly redeemed at the tracks as well. Each of the three racetracks employ security personnel to safeguard all areas where money is being transacted or stored. As mentioned earlier, the Commission has staff members present at every racetrack during racing hours.

### **Simulcast Wagering**

Simulcast wagering, which is pari-mutuel wagering on simulcasted races, can occur at any of the three racetracks, five off-track wagering facilities or the Borgata Hotel Casino and Spa. Simulcast wagering can also occur by internet or telephone when utilizing the account wagering

system. Simulcasting conducted at the three racetracks is identified as either interstate or intrastate simulcasting, depending on the location of the race being wagered upon.

### **Pari-Mutuel Handles**

The Commission oversees the pari-mutuel system and maintains accounting records of every dollar wagered on horse racing in the State. A full statistical analysis of the wagers made at each racetrack, off-track wagering facility and casino simulcast facility, as well as each wager made using the account wagering system, are attached to this report.

In 2023, the total live wagering handle was \$30,042,074. This represents a .2% increase from the total live wagering handle in 2022, which was \$29,972,075. Monmouth Park's total live handle in 2023 was \$17,353,093 representing a 2.3% decrease from Monmouth Park's 2022 live wagering handle of \$17,753,795. Thoroughbred racing at the Meadowlands' total live handle in 2023 was \$342,110 representing a 26.4% decrease from thoroughbred racing at the Meadowlands' 2022 live wagering handle of \$464,725. Harness racing at the Meadowlands' 2023 live wagering handle was \$9,494,034 representing a 6.4% increase from the Meadowlands' 2022 live wagering handle of \$8,922,958. Freehold Raceway's 2023 fall meet live wagering handle was \$1,257,438, representing a 6% decrease from Freehold's 2022 fall meet live wagering handle of \$1,338,106. Freehold Raceway's 2023 spring meet live wagering handle was \$1,595,399, representing a 6.9% increase from Freehold's 2022 spring meet live wagering handle of \$1,492,491. The Far Hills Special Steeplechase Meet on October 21, 2023 had a live wagering handle of \$0 because all wagering was conducted through a mobile application. The 2022 Far Hills Special Steeplechase Meet also had a live wagering handle of \$0 for the same reason.

In 2023, the total intrastate simulcasting handle was \$6,777,891, representing a 2.5% decrease from the 2022 intrastate wagering handle of \$6,952,786. In 2023, the total interstate simulcasting handle was \$154,105,829, representing a 4.7% decrease from the 2022 interstate wagering handle of \$161,620,279.

In 2023, the total off-track and account wagering handle was \$336,651,851, representing a 9.3% decrease from the 2022 total off-track and account wagering handle of \$370,993,682. Account wagering accounts for \$240,868,578 of this 2023 handle, a decrease of 8.6% from the 2022 account wagering handle of \$263,381,414. Off-track wagering accounts for \$95,783,273 of the 2023 handle, a decrease of 10% from the 2022 off-track wagering handle of \$107,612,268. In 2023, Woodbridge was the off-track wagering facility that generated the largest handle, while Egg Harbor Township, which closed on May 31, 2023, was the facility that generated the lowest handle.

In 2023, the casino simulcasting handle was \$19,395,656, representing a decrease of 2.2% from the 2022 casino simulcasting handle of \$19,836,402.

### **Regulatory Affairs**

Horse racing in New Jersey is a highly regulated activity. The Commission directly regulates the industry through the promulgation and enforcement of rules.



It is the responsibility of the executive staff to monitor and determine how best to regulate each area of the industry. Executive staff meets with the Presiding Steward, Presiding Judges, the Chief Veterinarian and the Chief Investigator to better understand what rules may need to be amended, created or repealed based on the current needs and trends of the industry. The executive staff is responsible for keeping abreast of the current rulemaking trends in other racing jurisdictions throughout North America in order to help New Jersey remain a leader in the international racing community.

Other than Commission-initiated rule changes, the executive staff also receives petitions for rulemaking from members of the industry or from members of the public. When such a petition for rulemaking is received it is the responsibility of the executive staff to research the request and determine whether the suggested rule should be considered. Additionally, the Legislature may adopt statutes requiring the Commission to promulgate rules.

In 2023, the Commission adopted several rule amendments and repealed one rule by publication in the New Jersey Register.

N.J.A.C. 13:70-23.2, 23.3 and 23.4 (repeal), and N.J.A.C. 13:71-1.20, which became effective on March 20, 2023, require that a racing official imposing a fine or suspension shall report it promptly to both the racing secretary and the Commission's Executive Director in writing, and that fine payments be paid directly to the Commission's licensing office on or before the due date indicated in the applicable ruling. The changes to the rules reflect the present practice throughout the racetracks.

## **Investigative Staff**

The Commission employs a staff of investigators to monitor the activities at the racetracks, off-track wagering facilities, the casino simulcast facility, farms, training facilities and the Data Center.

Commission investigators are responsible for maintaining a presence at all areas over which the Commission has jurisdiction. Investigators regularly appear at licensed farms and training facilities to ensure that the licensees present are complying with the Commission's rules. Further, the Commission investigates incidents involving racehorses. Investigators are responsible for producing reports of any incident or rule violation discovered in the course of their duties. The investigative staff has the authority to access any area subject to the Commission's jurisdiction.

## **Violations**

In 2023, there were 275 documented violations of the Commission's rules.<sup>1</sup> For a full listing of the violations, please visit <https://www.njoag.gov/about/divisions-and-offices/nj-racing->

---

<sup>1</sup> This number does not include any violations of HISA's rules.

[commission-home/njrc-official-rulings](#) and enter the appropriate date range. When found in violation of the Commission’s rules, the violators have the right to appeal. When an appeal is submitted, the Commission transmits the matter to the Office of Administrative Law (“OAL”) for a hearing. The Commission currently has a number of matters pending before the OAL.

## **Sports Wagering**

Following the favorable resolution in Philip D. Murphy, Governor of New Jersey, et al. v. NCAA, et al., 138 S. Ct. 1461 (2018), the Legislature authorized the licensure of sports wagering facilities in the State. The Commission is the body responsible for issuing the initial sports wagering license to the existing racetracks and former racetracks as defined by the statute. As of December 31, 2023, the permit holders at all three racetracks operate a sports wagering facility on racetrack grounds.

## **New Jersey Horse Racing Injury Compensation Board**

The New Jersey Horse Racing Injury Compensation Board (“Board”) is in, but not of, the Department of Law and Public Safety. The Board has no staff of its own and Commission staff is responsible for maintenance of the Board’s files and promulgation of the Board’s rules. Additionally, the Executive Director of the Commission currently serves as the Commission’s representative on the Board.

## **Regulated Entities**

The entities whose actions are regulated by the Commission include, but are not limited to, the permit holders that operate the racetracks and conduct race meetings, the off-track wagering licensees that operate the off-wagering facilities, the licensees that operate the New Jersey account wagering systems and the casino simulcast licensee that operates the casino simulcast facility at the Borgata Hotel Casino and Spa.

## **Permit Holders**

The Commission is responsible for granting permits to allow persons or entities to conduct thoroughbred and standardbred racing in the State of New Jersey. Pursuant to N.J.S.A. 5:5-44, each permit must be renewed annually. Each entity that held a permit to conduct race meetings in 2023 submitted an application for a renewal of their respective permits for 2024. The New Jersey Thoroughbred Horsemen’s Association (“NJTHA”) submitted three applications to conduct race meetings. These included one application each for thoroughbred race meetings to be conducted at Monmouth Park and the Meadowlands. The third application requested a special permit for conducting a one-day steeplechase meeting in Far Hills, NJ. FR Park Racing, LP submitted two applications to conduct harness race meetings, both of which will take place at Freehold Raceway. New Meadowlands Racetrack, LLC submitted one application to conduct a harness race meeting

at the Meadowlands. The Commission granted the renewal of the requested permits at its November 15, 2023 public meeting except for the one-day steeplechase meeting. The Commission had to table action on this permit because the statutory notice period required in N.J.S.A. 5:5-38.2 had not yet concluded. The Commission ultimately granted the renewal of the special permit for the one-day steeplechase meeting at its January 24, 2024 public meeting.

### **Off-Track Wagering Licensees**

As of December 31, 2023, there are five operating off-track wagering facilities in New Jersey and it is the Commission's responsibility to license these facilities and the operators thereof. The operators of each of the off-track wagering facilities applied for a renewal of their respective licenses for 2024. At its November 15, 2023 public meeting the Commission voted to grant each of these licensees a renewal of their respective off-track wagering licenses.

### **Casino Simulcasting**

The only casino licensed to conduct simulcasting of horse races is the Borgata Hotel Casino and Spa. The Commission renewed this license for 2024 at its November 15, 2023 public meeting and continues to jointly regulate wagering at the facility with the Division of Gaming Enforcement.

### **Account Wagering**

The account wagering license is held by the New Jersey Sports and Exposition Authority. Darby Development, LLC manages the account wagering system and TVG provides the platform services necessary for operation. All three entities had their licenses renewed for 2024 at the Commission's November 15, 2023 public meeting.

### **Totalisator**

The totalisator for New Jersey horse racing wagers is operated by Global, and is housed at Global's Quantum Data Center East, located in Mt. Laurel, New Jersey. Global had its license renewed for 2024 at the Commission's November 15, 2023 meeting.

## **Race Dates and Purse Subsidies**

The Commission is empowered to allocate race dates for the ensuing year to each of the permit holders. When allocating race dates, the Commission is directed by statute to consider the public interest, which consists of factors such as the protection of State revenues, providing for the continuity of racing and year-round racing to promote the racing industry and the employment the industry provides in the State, the recreational opportunity the presence of live horse racing provides members of the public in the areas where racetracks are located and the maintenance of the State's competitive position in relation to neighboring racing jurisdictions.

The Commission must also consider N.J.S.A. 5:5-156(a), which requires that the thoroughbred permit holder at the Meadowlands and the permit holder at Monmouth Park shall, in the aggregate, schedule not fewer than 141 thoroughbred race dates in a calendar year. The statute also requires that the standardbred permit holder at the Meadowlands shall schedule no fewer than 151 standardbred race dates at the Meadowlands and that the permit holders at Freehold Raceway schedule no fewer than 192 standardbred race dates.

The statute provides the ability for each permit holder to schedule fewer dates if each permit holder is able to obtain written consent to do so from the relevant industry's horsemen's association. N.J.S.A. 5:5-156(a) allows the permit holder at Monmouth Park and the thoroughbred permit holder at the Meadowlands to schedule a minimum of 50 thoroughbred race dates in the aggregate if the permit holder receives written consent from the NJTHA. N.J.S.A. 5:5-156(b) allows the permit holder at the Meadowlands to schedule a minimum of 75 standardbred race dates if the permit holder receives written consent from the Standardbred Breeders and Owners Association of New Jersey ("SBOA"). Likewise, N.J.S.A. 5:5-156(c) allows the permit holders at Freehold Raceway to schedule a minimum of 75 standardbred race dates, in the aggregate, at Freehold Raceway if the permit holders receive written consent from the SBOA.

At its September 20, 2023 meeting, the Commission allocated the \$20 million in purse subsidies appropriated for fiscal year 2024. Pursuant to N.J.S.A. 5:5-99.1, the Commission allocated \$10 million to Monmouth Park, \$6 million to New Meadowlands Racetrack, \$1.6 million to Freehold Raceway, \$1.2 million to the New Jersey Sire Stakes, \$600,000 to purse bonuses for New Jersey sired horses and \$600,000 to breeders awards purses for fiscal year 2024.

### **Thoroughbred Horsemen's Association**

The NJTHA conducted a total of 51 days of racing at Monmouth Park between May 13 and September 10, 2023. The race dates included every Saturday and Sunday during this timeframe, as well as Fridays from June 2 to August 25. Monmouth Park also offered live racing on Monday, May 29 and Monday, September 4. The NJTHA originally anticipated 51 days of live racing at Monmouth Park.

The NJTHA originally scheduled 10 days of thoroughbred racing at the Meadowlands in 2023, but actually conducted a total of 5 days of thoroughbred racing. On November 15, 2023, the Commission approved the NJTHA's request to revise its racing schedule and cancel live racing on September 23, 29 and 30, as well as October 7 and 14, 2023 due to adverse weather conditions. Racing occurred on September 15, 16 and 22, and October 6 and 13, 2023. The NJTHA conducted a one-day special steeplechase meet at Moorland Farm in Far Hills, New Jersey on October 21, 2023.

### **New Meadowlands Racetrack, LLC**

New Meadowlands Racetrack, LLC conducted 90 days of standardbred racing at the Meadowlands between January 6 and December 30, 2023. New Meadowlands Racetrack, LLC

had been allotted 90 racing days for the 2023 calendar year. On September 20, 2023 the Commission approved the New Meadowlands Racetrack, LLC's request to add live racing on December 7 and cancel live racing on November 24, 2023. During the time periods January 6 to August 5, September 1 to September 9, and October 20 to December 30, 2023, New Meadowlands Racetrack, LLC conducted races on Fridays and Saturdays, as well as on Sunday, January 22, Sunday, January 29 and Thursday, December 7, 2023.

### **FR Park Racing, LP**

FR Park Racing, LP conducted 84 days of racing over the course of two meets at Freehold Raceway in 2023. FR Park Racing, LP had been allotted 85 racing days for the 2023 calendar year. The first meet was scheduled between January 6 and May 27, 2023, and the second meet occurred between August 25 and December 30, 2023. The first meet consisted of 42 racing days, which were scheduled on Fridays and Saturdays. The second meet consisted of 42 racing days, and was comprised of the Fridays and Saturdays during that timeframe, as well as on the following Thursdays: September 14, 21, 28 and October 5 and 12, 2023. Live racing was cancelled on September 8 due to adverse weather conditions.

### **Far Hills Special Steeplechase Meet**

Legal pari-mutuel wagering took place on the special steeplechase meet held at Moorland Farm in Far Hills, New Jersey on October 21, 2023. The meet was held pursuant to N.J.S.A. 5:5-38.2, which authorized the Commission to issue a special steeplechase permit to the NJTHA. The issuance of the special steeplechase permit authorized legal pari-mutuel wagering to be conducted onsite in Far Hills. The permit also authorized the simulcasting of the steeplechase races to racetracks and other sites within and outside of New Jersey where pari-mutuel wagering took place. The special steeplechase permit caused the race meet to fall within the regulatory authority of the Commission which licensed the race participants and provided officials, veterinarians, investigators and other staff.

### **2024 Race Dates**

At its November 15, 2023 and January 24, 2024 public meetings, the Commission allotted the following race dates to each permit holder for the year 2024.

The NJTHA was allotted 51 race dates at Monmouth Park, 10 race dates at the Meadowlands and 1 steeplechase race date at Moorland Farm. A calendar of the approved race dates is attached.

New Meadowlands Racetrack, LLC was allotted 90 race dates at the Meadowlands. A calendar of the approved race dates is attached.

FR Park Racing, LP plans to race two meets at Freehold Raceway and was allotted 42 race dates for the first meet and 43 race dates for the second meet. A calendar of the approved race dates is attached.

### **Horsemen's Consent**

In 2023, the NJTHA received written consent from the respective horsemen's association, which is the NJTHA, to run fewer than the minimum dates required by N.J.S.A. 5:5-156 in 2024.

In 2023, the SBOA granted written consent to both FR Park Racing, LP and New Meadowlands Racetrack, LLC to allow each permit holder to run fewer than the minimum dates required by N.J.S.A. 5:5-156 in 2024.

## **Contact Information**

### **Racetracks**

Each of the operating racetracks in New Jersey, along with their addresses and important contact information, is listed below.

#### **Freehold Raceway**

130 Park Avenue  
Freehold, NJ 07728  
(732) 462-3800  
[www.freeholdraceway.com](http://www.freeholdraceway.com)

Freehold Raceway is owned by Pennwood Racing, Inc. and operated by FR Park Racing, LP.

#### **The Meadowlands**

1 Racetrack Drive  
East Rutherford, NJ 07073  
(201) 843-2446  
[www.thebigm.com](http://www.thebigm.com)

The Meadowlands is operated by New Meadowlands Racetrack, LLC.

#### **Monmouth Park**

175 Oceanport Avenue  
Oceanport, NJ 07757  
(732) 222-5100  
[www.monmouthpark.com](http://www.monmouthpark.com)

Monmouth Park is operated by Darby Development, LLC.

### **Off-Track Wagering Facilities**

Each of the off-track wagering facilities in New Jersey, along with their addresses and important contact information, is listed below.

**Favorites at Toms River**

1071 Highway 37 West  
Toms River, NJ 08755  
(732) 240-1210

Freehold Raceway Off-Track, LLC is the license holder for Favorites at Toms River.

**Favorites at Woodbridge**

3 Lafayette Rd.  
Fords, NJ 08863  
(732) 512-5000

NJTHA is the license holder for Favorites at Woodbridge.

**Winners Bayonne**

400 Route 440 North  
Bayonne, NJ 07002  
(201) 437-5780

New Meadowlands Racetrack, LLC is the license holder for Winners Bayonne.

**Favorites at Gloucester Township**

1300 Blackwood-Clementon Rd.  
Clementon, NJ 08021  
(856) 441-4253

Freehold Raceway Off-Track, LLC is the license holder for Favorites at Gloucester Township.

**Favorites at Hillsborough**

150 Route 206  
Hillsborough, NJ 08844  
(908) 722-1415

NJTHA is the license holder for Favorites at Hillsborough.

**Casino Simulcast Facility**

Below is the contact information of the Borgata Hotel Casino and Spa, which houses the State's only casino simulcast facility.

**Borgata Hotel Casino and Spa**

One Borgata Way  
Atlantic City, NJ 08401  
(866) 692-6742  
[www.theborgata.com](http://www.theborgata.com)

## **Horsemen's Associations**

Each of the active horsemen's associations in New Jersey, along with their addresses and important contact information, is listed below.

### **New Jersey Thoroughbred Horsemen's Association, Inc.**

175 Oceanport Ave.  
Oceanport, NJ 07757  
(732) 222-8081  
(732) 229-4326 (fax)

Pat McBurney, President  
Michael Musto, Executive Director

### **Thoroughbred Breeders' Association of New Jersey**

265 Highway 36, Suite 1R  
Long Branch, NJ 07764  
(732) 542-8880  
(732) 542-8881 (fax)

Mildred Fleming, President  
Michael Campbell, Executive Director

### **Standardbred Breeders and Owners Association of New Jersey**

64 Business Route 33  
Manalapan, NJ 07726  
(732) 462-2357  
(732) 409-0741 (fax)

Mark Ford, President  
Al Ochsner, Executive Administrator

## **Account Wagering**

### **4NJBets**

175 Oceanport Ave.  
Oceanport, NJ 07757  
(888) 752-9884  
[www.4njbets.com](http://www.4njbets.com)

The New Jersey Sports and Exposition Authority is the license holder for the account wagering system. The account wagering system is managed by Darby Development, LLC.



# New Jersey Equine Drug Testing Program

## 2023 Standardbred

### Freehold Raceway:

Post-Race Urine samples tested: 1,594  
Post-Race Blood samples tested: 1,836

### Meadowlands Racetrack:

Post-Race Urine samples tested: 2,078  
Post-Race Blood samples tested: 2,468

### **Positive tests:**

0-Desmethylvenlafaxine	(1)
3-Methoxytyramine	(1)
5-Hydroxydantrolene	(2)
Albuterol	(1)
Aminocaproic Acid	(1)
Carisoprodol Meprobamate	(1)
Dexamethasone	(2)
Dexamethasone/Flunixin	(1)
Flunixin	(4)
Glycopyrrolate	(1)
Heptaminol	(1)
Ipratropium	(1)
Ketorolac	(1)
Methocarbamol	(4)
Minoxidil	(1)
Omeprazole Sulfide	(1)
Orphenadrine	(1)
Oxycodone	(1)
Phenylbutazone	(7)
Sotalol	(1)
Tranexamic Acid	(1)
Triamcinolone Acetonide	(1)

Total Standardbred Samples Tested: 12,378 (blood/urine)

(Includes Out of Competition and TCO2 Samples)

## **2023 Thoroughbred**

### Monmouth Park/Meadowlands Racetrack:

Post-Race Urine samples tested:	91
Post-Race Blood samples tested:	93

### **Positive tests:**

Phenylbutazone	(1)
Testosterone	(1)

Total Thoroughbred Samples Tested: 192 (blood/urine)

(Includes Out of Competition and TCO2 Samples)

## Out-of-Competition Testing for EPO

Blood samples tested: 98

Freehold: 0 tests

Meadowlands: 98 tests

Monmouth Park: 0 tests

Positive Tests: None reported

(The total is included in the standardbred/thoroughbred samples reported)

### Blood Gas TCO2

Blood samples tested: 4,312

Thoroughbred 8

Standardbred 4,304

Positive tests: None reported

(This total is included in the standardbred/thoroughbred samples reported)

### Total Results for 2023

12,570 samples tested

(Standardbred samples: 12,378)

(Thoroughbred samples: 192)

38 Positives

---

### Total Results for 2022

14,388 samples tested

(Standardbred samples: 11,755)

(Thoroughbred samples: 2,633)

30 positives

NEW JERSEY LIVE AND SIMULCASTING MEETS  
GROSS HANDLE SUMMARY  
2023

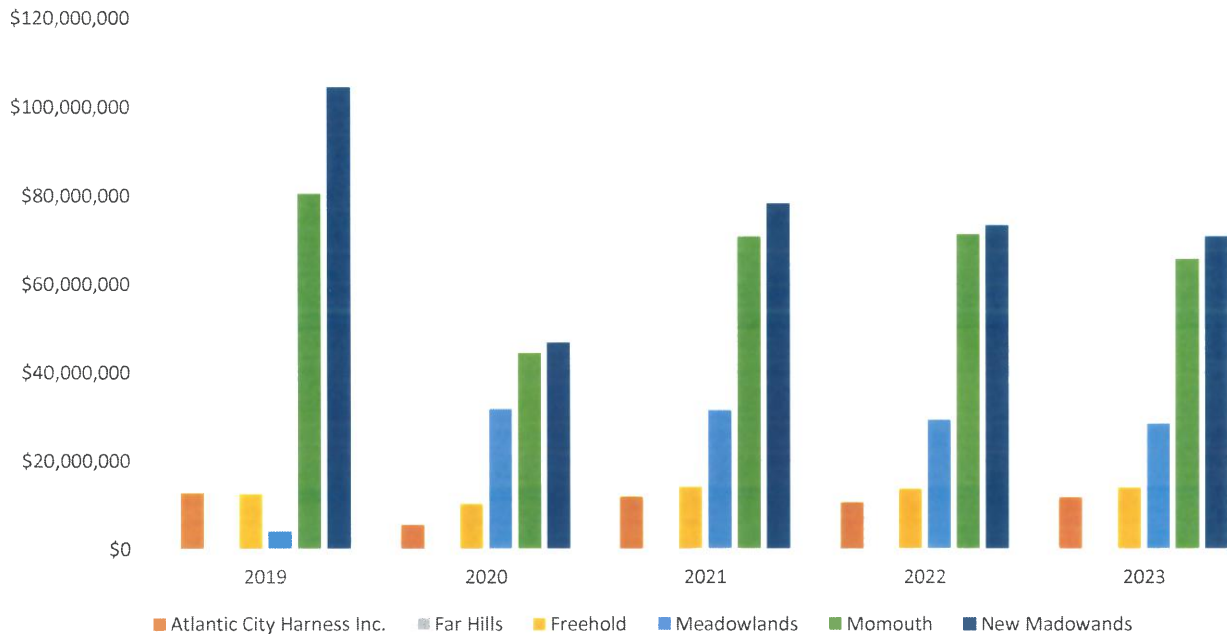
NJ TRACK	Annual Live Race		GROSS HANDLE	OUT-OF-STATE GENERATED	N.J. HANDLE	ON-TRACK LIVE	TO N.J. TRACKS	TO ACHI	TO FRA	TO NMR	TO MDLS	TO MP
	DAYS	RUN										
<u>THOROUGHBRED</u>												
FH	1	7	\$261,177	\$257,106	\$4,071	\$0	\$4,071	\$0	\$372		\$1,850	\$1,849
MDLS	5	30	\$6,871,598	\$6,465,841	\$405,757	\$342,110	\$63,647	\$0	\$16,979	\$0	\$0	\$46,668
MP	51	504	\$197,076,677	\$177,651,016	\$19,425,661	\$17,353,093	\$2,072,568	\$53,829	\$450,777	\$1,100,418	\$467,544	\$0
SUB TOTAL (T)	57	541	\$204,209,452	\$184,373,963	\$19,835,489	\$17,695,203	\$2,140,286	\$53,829	\$468,128	\$1,100,418	\$469,394	\$48,517
<u>STANDARD BRED</u>												
ACHI	42	460	\$18,765,435	\$16,616,720	\$2,148,715	\$1,595,399	\$553,316	\$0	\$0	\$397,397	\$0	\$155,919
FRA	42	462	\$13,784,098	\$12,091,260	\$1,692,838	\$1,257,438	\$435,400	\$0	\$0	\$51,033	\$266,894	\$117,473
NMR	89	1225	\$260,974,074	\$247,831,151	\$13,142,923	\$9,494,034	\$3,648,889	\$442,333	\$433,751	\$0	\$2,096,541	\$676,264
SUB-TOTAL (S)	173	2147	\$293,523,607	\$276,539,131	\$16,984,476	\$12,346,871	\$4,637,605	\$442,333	\$433,751	\$448,430	\$2,363,435	\$949,656
TOTAL LIVE	230	2688	\$497,733,059	\$460,913,094	\$36,819,965	\$30,042,074	\$6,777,891	\$496,162	\$901,879	\$1,548,848	\$2,832,829	\$998,173
OUT OF STATE SIGNAL RECEIVED												
ACHI TOTAL			\$9,689,706		\$9,689,706							
FRA TOTAL			\$12,242,752		\$12,242,752							
MDLS TOTAL			\$28,043,458		\$28,043,458							
MP TOTAL			\$46,406,653		\$46,406,653							
NMR TOTAL			\$57,723,260		\$57,723,260							
TOTAL SIGNAL REC'D			\$154,105,829		\$154,105,829							
TOTAL	230	2688	\$651,838,888	\$460,913,094	\$190,925,794	\$30,042,074	\$6,777,891	\$496,162	\$901,879	\$1,548,848	\$2,832,829	\$998,173

**NEW JERSEY LIVE AND SIMULCASTING MEETS  
COMMISSION DISTRIBUTION SUMMARY  
2023**

<u>NJ TRACK</u>	<u>RACE DAYS</u>	<u>N.J. HANDLE</u>	<u>POSITIVE BREAKAGE</u>	<u>TRACK SETTLEMENT</u>	<u>PAYOUT</u>	<u>TOTAL COMMISSION</u>	<u>TRACK SHARE</u>	<u>PURSE SHARE</u>	<u>CHARITY</u>	<u>SIRE STAKES (HARNESS)</u>	<u>BREED/DEVL</u>	<u>BREED/STALL (HARNESS)</u>	<u>T.B.A. (T-BRED)</u>	<u>BACKSTRETCH BENEVOLENCE</u>	<u>S.B.O.A BENEFIT</u>
<b><u>THOROUGHBRED LIVE</u></b>															
FAR HILLS	1	\$4,071	\$11	\$1,276	\$1,955	\$828	\$593	\$222	\$0	\$0	\$2	\$0	\$11	\$0	\$0
MEADOWLANDS	5	\$405,757	\$2,296	-\$13,208	\$337,387	\$79,285	\$55,230	\$20,815	\$2,029	\$0	\$203	\$0	\$1,008	\$0	\$0
MONMOUTH PARK	51	\$19,425,661	\$118,350	\$1,308,449	\$14,292,979	\$3,709,295	\$2,655,613	\$981,808	\$17,830	\$0	\$9,713	\$0	\$42,746	\$1,586	\$0
<b>SUB TOTAL (T)</b>	<b>57</b>	<b>\$19,835,489</b>	<b>\$120,658</b>	<b>\$1,296,517</b>	<b>\$14,632,321</b>	<b>\$3,789,408</b>	<b>\$2,711,436</b>	<b>\$1,002,844</b>	<b>\$19,859</b>	<b>\$0</b>	<b>\$9,918</b>	<b>\$0</b>	<b>\$43,765</b>	<b>\$1,586</b>	<b>\$0</b>
<b><u>STANDARD BRED LIVE</u></b>															
ATLANTIC ICTY HARNESS, INC.	42	\$2,148,715	\$11,790	\$98,072	\$1,595,833	\$443,137	\$208,757	\$214,641	\$1,421	\$13,963	\$741	\$1,236	\$0	\$186	\$2,191
FREEHOLD RACEWAY	42	\$1,692,838	\$9,103	\$107,532	\$1,226,629	\$350,364	\$165,050	\$169,706	\$1,201	\$10,998	\$584	\$973	\$0	\$145	\$1,707
NEW MEADOWLANDS RACETRACK	89	\$13,142,923	\$61,597	\$874,538	\$9,664,529	\$2,556,405	\$1,616,596	\$838,198	\$9,437	\$66,651	\$3,943	\$7,229	\$0	\$1,126	\$13,225
<b>SUB-TOTAL (S)</b>	<b>173</b>	<b>\$16,984,476</b>	<b>\$82,490</b>	<b>\$1,080,142</b>	<b>\$12,486,992</b>	<b>\$3,349,906</b>	<b>\$1,990,403</b>	<b>\$1,222,545</b>	<b>\$12,059</b>	<b>\$91,613</b>	<b>\$5,268</b>	<b>\$9,438</b>	<b>\$0</b>	<b>\$1,457</b>	<b>\$17,123</b>
<b>TOTAL LIVE</b>	<b>230</b>	<b>\$36,819,965</b>	<b>\$203,148</b>	<b>\$2,376,659</b>	<b>\$27,119,313</b>	<b>\$7,139,314</b>	<b>\$4,701,839</b>	<b>\$2,225,389</b>	<b>\$31,918</b>	<b>\$91,613</b>	<b>\$15,186</b>	<b>\$9,438</b>	<b>\$43,765</b>	<b>\$3,044</b>	<b>\$17,123</b>
<b><u>ODS THOROUGHBRED SIGNAL</u></b>															
MEADOWLANDS		\$28,043,458	\$97,434	\$1,713,308	\$20,555,481	\$5,744,819	\$4,240,443	\$1,347,333	\$0	\$0	\$8,413	\$0	\$145,826	\$2,804	\$0
MONMOUTH PARK		\$46,406,653	\$201,405	\$3,160,378	\$33,974,937	\$9,099,564	\$6,524,613	\$2,315,073	\$0	\$0	\$13,922	\$0	\$241,315	\$4,641	\$0
<b>SUB TOTAL (T)</b>		<b>\$74,450,111</b>	<b>\$298,839</b>	<b>\$4,873,687</b>	<b>\$54,530,418</b>	<b>\$14,844,382</b>	<b>\$10,765,055</b>	<b>\$3,662,406</b>	<b>\$0</b>	<b>\$0</b>	<b>\$22,335</b>	<b>\$0</b>	<b>\$387,141</b>	<b>\$7,445</b>	<b>\$0</b>
<b><u>ODS STANDARD BRED SIGNAL</u></b>															
ATLANTIC ICTY HARNESS, INC.		\$9,689,706	\$39,901	\$374,295	\$7,290,878	\$1,986,284	\$484,094	\$0	\$0	\$29,409	\$2,907	\$2,497	\$0	\$969	\$11,386
FREEHOLD RACEWAY		\$12,242,752	\$45,541	\$685,737	\$9,005,734	\$2,509,872	\$1,899,315	\$550,961	\$0	\$37,157	\$3,673	\$3,156	\$0	\$1,225	\$14,385
NEW MEADOWLANDS RACETRACK		\$57,723,260	\$207,504	\$3,233,052	\$42,434,852	\$11,883,667	\$8,712,946	\$2,906,101	\$0	\$157,341	\$17,317	\$16,365	\$0	\$5,772	\$67,825
<b>SUB-TOTAL (S)</b>		<b>\$79,655,718</b>	<b>\$292,946</b>	<b>\$4,293,085</b>	<b>\$58,731,464</b>	<b>\$16,379,823</b>	<b>\$11,096,355</b>	<b>\$3,457,062</b>	<b>\$0</b>	<b>\$223,907</b>	<b>\$23,897</b>	<b>\$22,018</b>	<b>\$0</b>	<b>\$7,966</b>	<b>\$93,595</b>
<b>TOTAL OUT OF STATE SIGNAL</b>		<b>\$154,105,829</b>	<b>\$591,785</b>	<b>\$9,166,771</b>	<b>\$113,261,882</b>	<b>\$31,224,205</b>	<b>\$21,861,410</b>	<b>\$7,119,468</b>	<b>\$0</b>	<b>\$223,907</b>	<b>\$46,232</b>	<b>\$22,018</b>	<b>\$387,141</b>	<b>\$15,412</b>	<b>\$93,595</b>
<b>TOTAL 2023 SIGNAL</b>	<b>230</b>	<b>\$190,925,794</b>	<b>\$794,933</b>	<b>\$11,543,431</b>	<b>\$140,381,195</b>	<b>\$38,363,519</b>	<b>\$26,563,249</b>	<b>\$9,344,857</b>	<b>\$31,918</b>	<b>\$315,519</b>	<b>\$61,418</b>	<b>\$31,456</b>	<b>\$430,906</b>	<b>\$18,455</b>	<b>\$110,718</b>

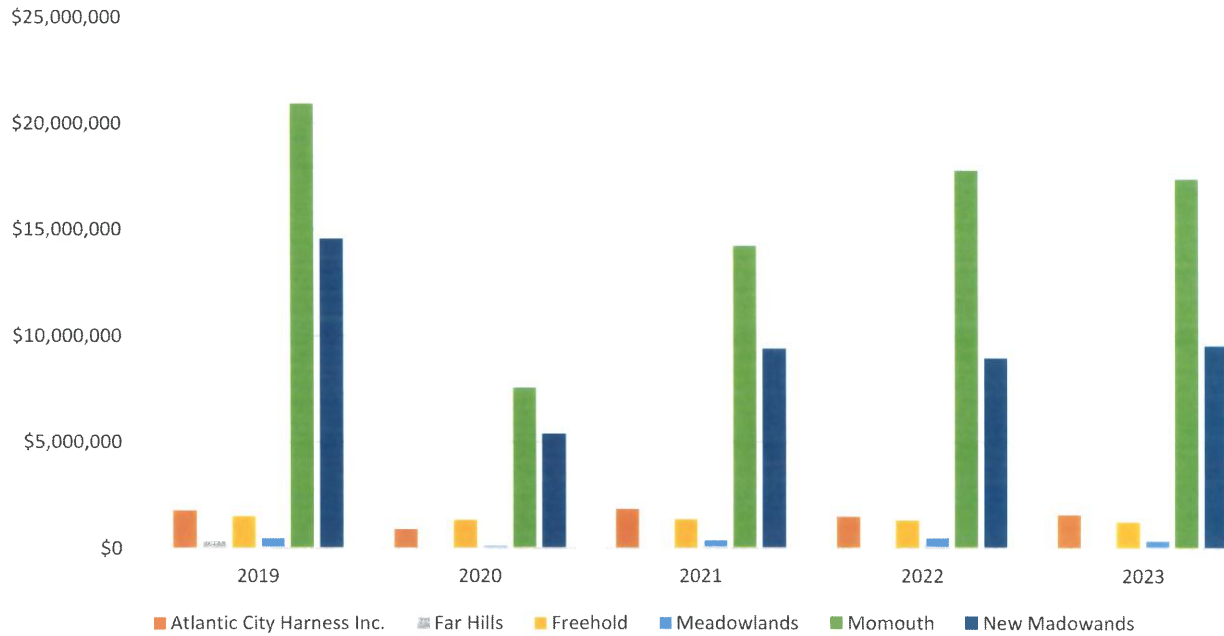
*NEW JERSEY TRACK GROSS HANDLE  
5 YEAR COMPARISON*

	2019	2020	2021	2022	2023
Atlantic City Harness Inc.	\$12,747,750	\$5,554,221	\$11,960,989	\$10,678,158	\$11,838,421
Far Hills	\$305,490	\$0	\$3,001	\$22,932	\$4,071
Freehold	\$12,575,943	\$10,319,630	\$14,132,172	\$13,719,085	\$13,935,591
Meadowlands	\$4,021,526	\$31,748,005	\$31,473,776	\$29,311,058	\$28,449,216
Momouth	\$80,457,771	\$44,454,604	\$70,754,171	\$71,412,580	\$65,832,314
New Madowands	\$104,532,736	\$46,816,834	\$78,317,931	\$73,401,326	\$70,866,181
<b>Total</b>	<b>\$214,641,216</b>	<b>\$138,893,294</b>	<b>\$206,642,040</b>	<b>\$198,545,139</b>	<b>\$190,925,794</b>



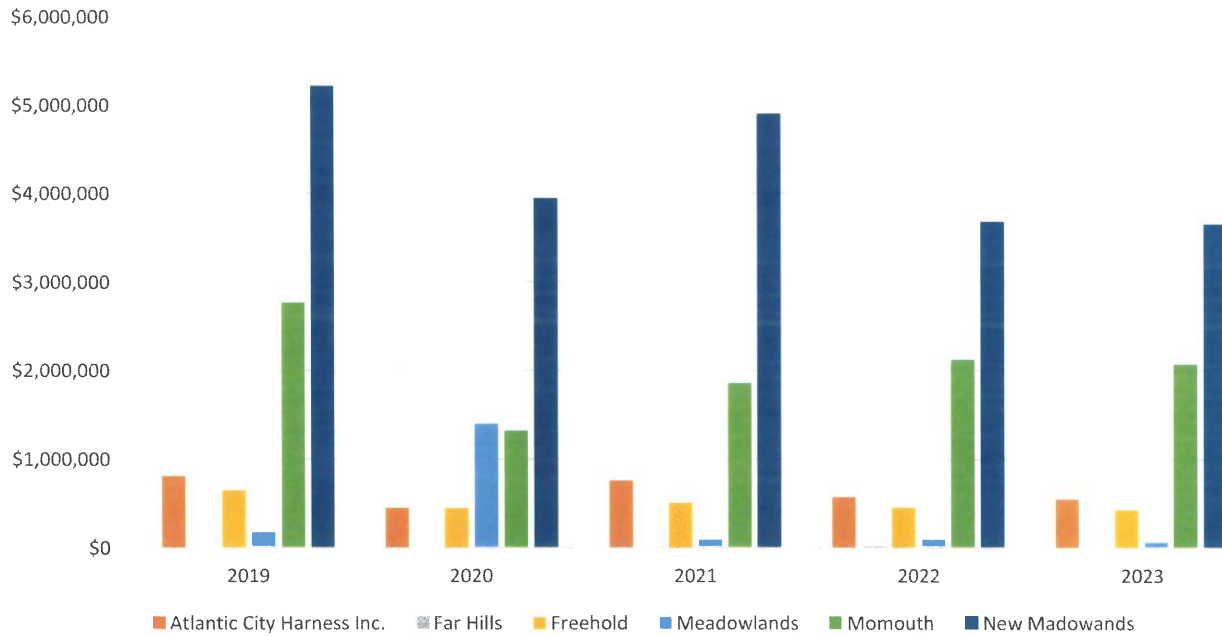
*NEW JERSEY ON-TRACK LIVE HANDLE  
5-YEAR COMPARISON*

	2019	2020	2021	2022	2023
Atlantic City Harness Inc.	\$1,808,723	\$913,420	\$1,862,494	\$1,492,491	\$1,595,399
Far Hills	\$294,142	\$0	\$0	\$0	\$0
Freehold	\$1,518,892	\$1,354,869	\$1,377,526	\$1,338,106	\$1,257,438
Meadowlands	\$459,588	\$98,358	\$381,008	\$464,725	\$342,110
Momouth	\$20,958,740	\$7,564,907	\$14,216,978	\$17,753,795	\$17,353,093
New Madowands	\$14,562,496	\$5,383,955	\$9,379,606	\$8,922,958	\$9,494,034
<b>Total</b>	<b>\$39,602,581</b>	<b>\$15,315,509</b>	<b>\$27,217,612</b>	<b>\$29,972,075</b>	<b>\$30,042,074</b>



**NEW JERSEY INTRASTATE SIMUCASTING HANDLE  
5-YEAR COMPARISON**

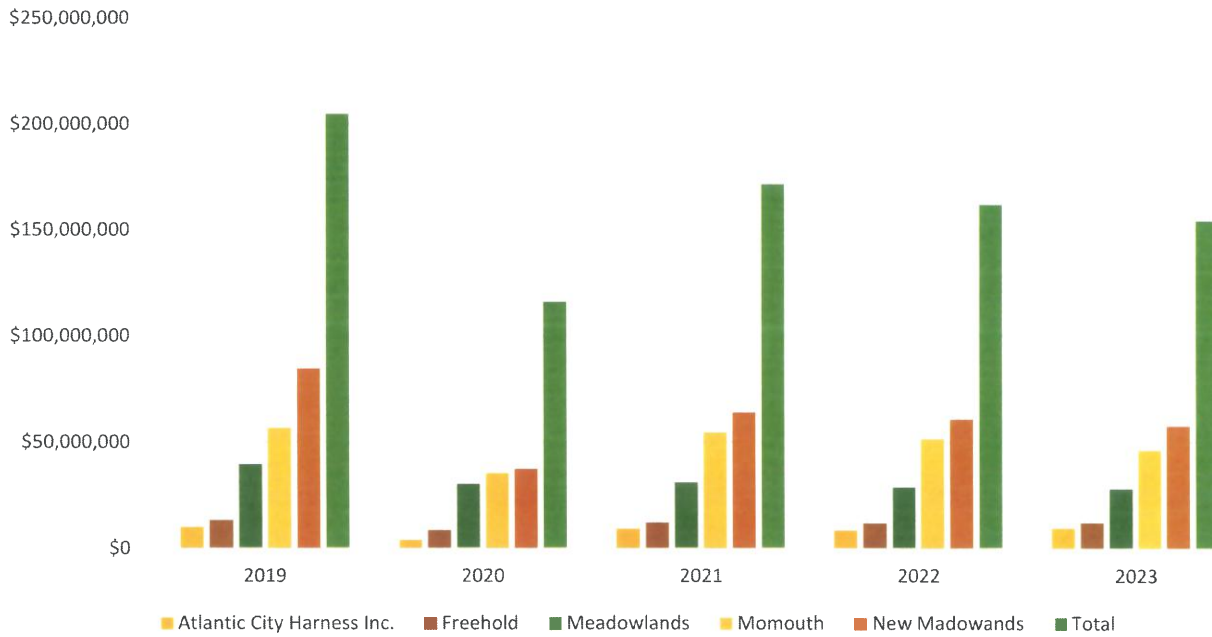
	2019	2020	2021	2022	2023
Atlantic City Harness Inc.	\$816,380	\$458,855	\$766,164	\$580,377	\$553,316
Far Hills	\$11,343	\$0	\$3,001	\$22,932	\$4,071
Freehold	\$657,765	\$453,928	\$514,712	\$461,657	\$435,400
Meadowlands	\$167,825	\$1,395,337	\$84,698	\$87,895	\$63,648
Momouth	\$2,773,573	\$1,323,519	\$1,857,799	\$2,119,521	\$2,072,568
New Madowands	\$5,222,196	\$3,946,391	\$4,901,697	\$3,680,404	\$3,648,888
<b>Total</b>	<b>\$9,649,082</b>	<b>\$7,578,030</b>	<b>\$8,128,071</b>	<b>\$6,952,786</b>	<b>\$6,777,891</b>





*NEW JERSEY INTERSTATE SIMULCASTING HANDLE  
5-YEAR COMPARISON*

	2019	2020	2021	2022	2023
Atlantic City Harness Inc.	\$10,121,647	\$4,181,945	\$9,332,311	\$8,605,289	\$9,689,706
Freehold	\$13,399,286	\$8,510,833	\$12,239,934	\$11,919,322	\$12,242,752
Meadowlands	\$39,587,847	\$30,254,310	\$31,008,070	\$28,758,438	\$28,043,458
Momouth	\$56,725,458	\$35,566,179	\$54,679,394	\$51,539,266	\$46,406,653
New Madowands	\$84,748,046	\$37,486,488	\$64,036,627	\$60,797,964	\$57,723,260
<b>Total</b>	<b>\$204,582,284</b>	<b>\$115,999,755</b>	<b>\$171,296,336</b>	<b>\$161,620,279</b>	<b>\$154,105,829</b>



**NEW JERSEY RACING COMMISSION**  
**2023 Charity Day Revenue**

<u>Track/Date</u>	<u>Developmentally Disabled</u>	<u>Horse Park &amp; Retired Horses</u>	<u>Backstretch Benevolence</u>	<u>Total</u>
<b><u>Freehold Raceway</u></b>				
Saturday, October 7, 2023	\$262.29			
Saturday, October 21, 2023	\$234.16			
Saturday, October 28, 2023	\$201.83			
Friday, November 3, 2023		\$201.44		
Saturday, November 4, 2023			\$301.15	
<b>FRA Total</b>	<b>\$698.28</b>	<b>\$201.44</b>	<b>\$301.15</b>	<b>\$1,200.87</b>
<b><u>Freehold Raceway - ACHI</u></b>				
Saturday, February 25, 2023		345.73		
Saturday, March 25, 2023	\$250.69			
Saturday, April 29, 2023	\$260.45			
Saturday, May 6, 2023			\$327.66	
Saturday, May 20, 2023	\$236.45			
<b>FRA-ACHI Total</b>	<b>\$747.59</b>	<b>\$345.73</b>	<b>\$327.66</b>	<b>\$1,420.98</b>
<b><u>New Meadowlands Racetrack</u></b>				
Saturday, May 6, 2023		\$1,081.66		
Saturday, May 20, 2023	\$759.12			
Saturday, June 10, 2023	\$647.99			
Saturday, July 15, 2023	\$2,016.99			
Saturday, August 5, 2023			\$4,931.49	
<b>NMR Total</b>	<b>\$3,424.10</b>	<b>\$1,081.66</b>	<b>\$4,931.49</b>	<b>\$9,437.25</b>
<b><u>Monmouth Park</u></b>				
Saturday, May 20, 2023	\$1,236.36			
Saturday, June 10, 2023	\$2,514.99			
Saturday, July 22, 2023			\$9,401.09	
Saturday, August 5, 2023	\$2,227.04			
Saturday, August 26, 2023		\$2,450.46		
<b>MP Total</b>	<b>\$5,978.39</b>	<b>\$2,450.46</b>	<b>\$9,401.09</b>	<b>\$17,829.94</b>
<b><u>Meadowlands Racetrack (Thoroughbred)</u></b>				
Friday, September 15, 2023	\$421.24			
Saturday, September 16, 2023	\$407.96			
Friday, September 22, 2023	\$358.61			
Friday, October 6, 2023			\$438.51	
Friday, October 13, 2023		\$402.47		
<b>MDLS Total</b>	<b>\$1,187.81</b>	<b>\$402.47</b>	<b>\$438.51</b>	<b>\$2,028.79</b>
<b>2023 Charity Revenue Total</b>	<b>\$12,036.17</b>	<b>\$4,481.76</b>	<b>\$15,399.90</b>	<b>\$31,917.83</b>

**NEW JERSEY RACING COMMISSION  
OFF-TRACK AND ACCOUNT WAGERING  
IN & OUT OF STATE  
2023**

<b>DISTRIBUTION</b>	<b>Internet</b>	<b>Mobile</b>	<b>Egg Harbor Twp.</b>	<b>Woodbridge</b>	<b>Toms River</b>	<b>Bayonne</b>	<b>Gloucester</b>	<b>Hillsborough</b>	<b>Total</b>
<i>MDLS for thoroughbred overnight purses &amp; programs to aid the thoroughbred horsemen</i>	\$147,822.90	\$285,818.11	\$6,879.79	\$56,108.63	\$37,005.59	\$52,861.25	\$35,177.55	\$7,527.75	\$629,201.57
<i>MP for thoroughbred overnight purses &amp; programs to aid the thoroughbred horsemen</i>	\$2,561,781.01	\$4,953,247.45	\$119,227.27	\$972,366.47	\$641,309.36	\$916,089.11	\$609,629.23	\$130,456.37	\$10,904,106.27
<i>NMR for standardbred overnight purses &amp; programs to aid the Standardbred horsemen</i>	\$1,072,681.05	\$2,074,047.18	\$0.00	\$407,153.89	\$268,532.09	\$383,589.16	\$81,387.53	\$54,625.31	\$4,342,016.21
<i>FRA for standardbred overnight purses &amp; programs to aid the Standardbred horsemen</i>	\$386,336.44	\$746,988.12	\$0.00	\$146,640.40	\$96,714.42	\$138,153.34	\$29,312.50	\$19,673.83	\$1,563,819.05
<i>Standardbred Breeders &amp; Owners Association for Standardbred Health &amp; Welfare</i>	\$12,687.11	\$24,530.74	\$0.00	\$4,815.60	\$3,176.06	\$4,536.89	\$962.61	\$646.08	\$51,355.09
<i>Thoroughbred Breeders &amp; Stallions</i>	\$221,480.67	\$428,236.66	\$10,307.88	\$84,066.66	\$55,444.87	\$79,201.16	\$52,705.95	\$11,278.70	\$942,722.58
<i>Thoroughbred Backstretch Benevolence</i>	\$7,068.53	\$13,667.13	\$328.97	\$2,682.98	\$1,769.52	\$2,527.70	\$1,682.10	\$359.96	\$30,086.89
<i>Thoroughbred Breeders &amp; Development</i>	\$7,068.53	\$13,667.13	\$328.97	\$2,682.98	\$1,769.52	\$2,527.70	\$1,682.10	\$359.96	\$30,086.89
<i>Sire Stakes</i>	\$95,153.31	\$183,980.56	\$0.00	\$36,117.02	\$23,820.42	\$34,026.68	\$7,219.57	\$4,845.60	\$385,163.16
<i>Standardbred Breeders &amp; Stallions</i>	\$10,149.69	\$19,624.59	\$0.00	\$3,852.48	\$2,540.85	\$3,629.51	\$770.09	\$516.86	\$41,084.07
<i>Standardbred Backstretch Benevolence</i>	\$4,440.49	\$8,585.76	\$0.00	\$1,685.46	\$1,111.62	\$1,587.91	\$336.91	\$226.13	\$17,974.28
<i>Standardbred Breeders &amp; Development</i>	\$4,440.49	\$8,585.77	\$0.00	\$1,685.47	\$1,111.62	\$1,587.92	\$336.91	\$226.12	\$17,974.30
<b>Total New Jersey Racing Industry Special Fund</b>	<b>\$4,531,110.22</b>	<b>\$8,760,979.20</b>	<b>\$137,072.89</b>	<b>\$1,719,858.04</b>	<b>\$1,134,305.93</b>	<b>\$1,620,318.33</b>	<b>\$821,203.05</b>	<b>\$230,742.67</b>	<b>\$18,955,590.33</b>
<b>Purse Share</b>	<b>\$434,912.23</b>	<b>\$740,027.20</b>	<b>\$4,146.89</b>	<b>\$142,028.29</b>	<b>\$101,882.65</b>	<b>\$101,035.85</b>	<b>\$63,256.53</b>	<b>\$21,793.01</b>	<b>\$1,609,082.65</b>
<i>Thoroughbred</i>	\$143,668.70	\$333,081.57	\$0.00	\$48,076.50	\$35,145.71	\$45,297.16	\$18,352.36	\$6,807.00	\$630,429.00
<i>Standardbred</i>	\$291,243.53	\$406,945.63	\$4,146.89	\$93,951.79	\$66,736.94	\$55,738.69	\$44,904.17	\$14,986.01	\$978,653.65
<b>Breeders &amp; Development</b>	<b>\$1,409.61</b>	<b>\$2,410.73</b>	<b>\$13.30</b>	<b>\$460.58</b>	<b>\$330.56</b>	<b>\$329.20</b>	<b>\$204.72</b>	<b>\$70.54</b>	<b>\$5,229.24</b>
<i>Thoroughbred</i>	\$478.92	\$1,110.29	\$0.00	\$160.25	\$117.11	\$151.01	\$61.19	\$22.70	\$2,101.47
<i>Standardbred</i>	\$930.69	\$1,300.44	\$13.30	\$300.33	\$213.45	\$178.19	\$143.53	\$47.84	\$3,127.77
<b>Sire Stakes Programs</b>	<b>\$14,309.74</b>	<b>\$20,010.93</b>	<b>\$207.89</b>	<b>\$4,671.91</b>	<b>\$3,356.45</b>	<b>\$2,757.52</b>	<b>\$2,206.90</b>	<b>\$752.32</b>	<b>\$48,273.66</b>
<b>Breeder &amp; Stallion</b>	<b>\$1,574.51</b>	<b>\$2,198.93</b>	<b>\$22.10</b>	<b>\$503.87</b>	<b>\$355.14</b>	<b>\$299.98</b>	<b>\$242.71</b>	<b>\$79.84</b>	<b>\$5,277.08</b>
<b>TBA</b>	\$15,803.59	\$36,638.96	\$0.00	\$5,288.40	\$3,866.06	\$4,982.69	\$2,018.75	\$748.76	\$69,347.21
<b>SBOA Health Benefit</b>	\$2,792.06	\$3,901.47	\$39.85	\$901.20	\$640.44	\$534.47	\$430.49	\$143.78	\$9,383.76
<b>Backstretch benevolence</b>	\$1,409.61	\$2,410.73	\$13.30	\$460.58	\$330.56	\$329.20	\$204.72	\$70.54	\$5,229.24
<b>Breakage</b>	<b>\$259,584.21</b>	<b>\$595,201.36</b>	<b>\$452.45</b>	<b>\$100,210.66</b>	<b>\$75,569.66</b>	<b>\$76,624.60</b>	<b>\$45,737.64</b>	<b>\$16,945.62</b>	<b>\$1,170,326.20</b>
<b>Amount Returned to Patrons</b>	\$60,829,533.96	\$117,361,620.98	\$1,643,837.87	\$21,302,159.30	\$14,755,866.55	\$19,815,445.62	\$10,285,965.82	\$2,947,748.22	\$248,942,178.32
<b>State Settlement</b>	\$35.25	\$801.10	\$0.00	\$162.71	\$258.65	\$127.57	\$182.26	\$0.00	\$1,567.54
<b>Track Settlement</b>	<b>\$3,984,993.00</b>	<b>\$9,841,043.61</b>	<b>\$127,741.65</b>	<b>\$1,654,709.68</b>	<b>\$973,760.21</b>	<b>\$1,318,417.19</b>	<b>\$798,062.83</b>	<b>\$313,710.53</b>	<b>\$19,012,438.70</b>
<b>Cost of Signal</b>	\$3,629,534.16	\$7,454,046.25	\$104,888.38	\$1,131,932.49	\$882,573.02	\$1,045,779.89	\$632,084.87	\$167,161.15	\$15,048,000.21
<b>Account Wagering Licensee</b>	\$7,691,836.05	\$14,648,448.55	\$214,656.63	\$2,889,877.49	\$1,916,616.62	\$2,646,455.09	\$1,369,445.91	\$392,590.82	\$31,769,927.16
<b>Total Pari-Mutuel Handle</b>	<b>\$81,398,838.20</b>	<b>\$159,469,740.00</b>	<b>\$2,233,093.20</b>	<b>\$28,953,225.20</b>	<b>\$19,849,712.50</b>	<b>\$26,633,437.20</b>	<b>\$14,021,247.20</b>	<b>\$4,092,557.80</b>	<b>\$336,651,851.30</b>

**NEW JERSEY LIVE AND SIMULCASTING MEETS  
OFF-TRACK AND ACCOUNT WAGERING  
IN STATE  
2023**

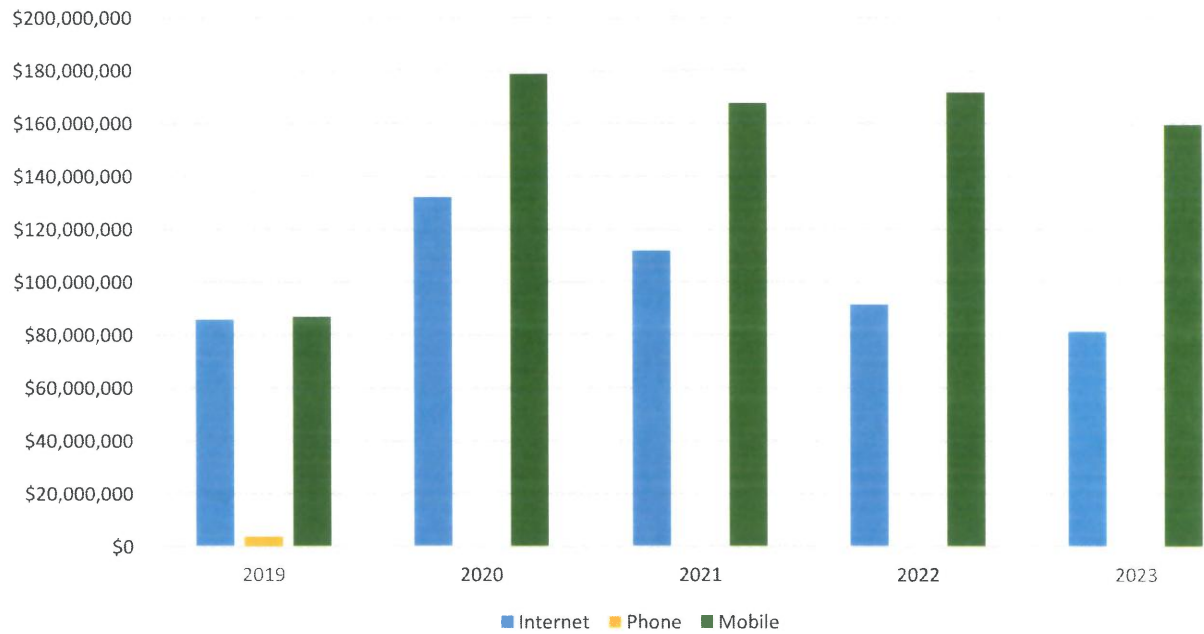
<u>DISTRIBUTION</u>	<u>Internet</u>	<u>Mobile</u>	<u>Egg Harbor Twp.</u>	<u>Woodbridge</u>	<u>Toms River</u>	<u>Bayonne</u>	<u>Gloucester</u>	<u>Hillsborough</u>	<u>Total</u>
<b><i>Purse Share</i></b>	<b>\$434,912.23</b>	<b>\$740,027.20</b>	<b>\$4,146.89</b>	<b>\$142,028.29</b>	<b>\$101,882.65</b>	<b>\$101,035.85</b>	<b>\$63,256.53</b>	<b>\$21,793.01</b>	<b>\$1,609,082.65</b>
<i>Thoroughbred</i>	\$143,668.70	\$333,081.57	\$0.00	\$48,076.50	\$35,145.71	\$45,297.16	\$18,352.36	\$6,807.00	\$630,429.00
<i>Standardbred</i>	\$291,243.53	\$406,945.63	\$4,146.89	\$93,951.79	\$66,736.94	\$55,738.69	\$44,904.17	\$14,986.01	\$978,653.65
<b><i>Breeders &amp; Development</i></b>	<b>\$1,409.61</b>	<b>\$2,410.73</b>	<b>\$13.30</b>	<b>\$460.58</b>	<b>\$330.56</b>	<b>\$329.20</b>	<b>\$204.72</b>	<b>\$70.54</b>	<b>\$5,229.24</b>
<i>Thoroughbred</i>	\$478.92	\$1,110.29	\$0.00	\$160.25	\$117.11	\$151.01	\$61.19	\$22.70	\$2,101.47
<i>Standardbred</i>	\$930.69	\$1,300.44	\$13.30	\$300.33	\$213.45	\$178.19	\$143.53	\$47.84	\$3,127.77
<i>Sire Stakes Programs</i>	\$14,309.74	\$20,010.93	\$207.89	\$4,671.91	\$3,356.45	\$2,757.52	\$2,206.90	\$752.32	\$48,273.66
<i>TBA</i>	\$15,803.59	\$36,638.96	\$0.00	\$5,288.40	\$3,866.06	\$4,982.69	\$2,018.75	\$748.76	\$69,347.21
<i>SBOA Health Benefit</i>	\$2,792.06	\$3,901.47	\$39.85	\$901.20	\$640.44	\$534.47	\$430.49	\$143.78	\$9,383.76
<i>Backstretch benevolence</i>	\$1,409.61	\$2,410.73	\$13.30	\$460.58	\$330.56	\$329.20	\$204.72	\$70.54	\$5,229.24
<i>Breakage</i>	\$28,824.58	\$57,659.54	-\$42.55	\$8,584.05	\$8,093.87	\$7,115.10	\$3,272.77	\$1,725.68	\$115,233.04
<i>Breeder &amp; Stallion</i>	\$1,574.51	\$2,198.93	\$22.10	\$503.87	\$355.14	\$299.98	\$242.71	\$79.84	\$5,277.08
<i>Track Settlement</i>	\$433,837.87	\$740,586.05	\$4,506.10	\$205,979.51	\$105,756.52	\$125,622.69	\$110,563.41	\$10,375.55	\$1,737,227.70
<i>Amount Returned to Patrons</i>	\$5,217,887.69	\$8,940,890.92	\$48,362.61	\$1,624,239.12	\$1,213,394.96	\$1,186,819.29	\$703,312.23	\$270,881.59	\$19,205,788.41
<i>Account Wagering Licensee</i>	\$895,170.21	\$1,506,980.04	\$9,047.71	\$310,090.49	\$215,157.39	\$215,978.11	\$137,640.77	\$46,476.79	\$3,336,541.51
<b><i>Total Pari-Mutuel Handle</i></b>	<b>\$7,047,931.70</b>	<b>\$12,053,715.50</b>	<b>\$66,317.20</b>	<b>\$2,303,208.00</b>	<b>\$1,653,164.60</b>	<b>\$1,645,804.10</b>	<b>\$1,023,354.00</b>	<b>\$353,118.40</b>	<b>\$26,146,613.50</b>

**NEW JERSEY RACING COMMISSION  
OFF-TRACK AND ACCOUNT WAGERING  
OUT OF STATE  
2023**

<u>DISTRIBUTION</u>	<u>Internet</u>	<u>Mobile</u>	<u>Egg Harbor Twp.</u>	<u>Woodbridge</u>	<u>Toms River</u>	<u>Bayonne</u>	<u>Gloucester</u>	<u>Hillsborough</u>	<u>Total</u>
<i>MDLS for thoroughbred overnight purses &amp; programs to aid the thoroughbred horsemen</i>	\$147,822.90	\$285,818.11	\$6,879.79	\$56,108.63	\$37,005.59	\$52,861.25	\$35,177.55	\$7,527.75	\$629,201.57
<i>MP for thoroughbred overnight purses &amp; programs to aid the thoroughbred horsemen</i>	\$2,561,781.01	\$4,953,247.45	\$119,227.27	\$972,366.47	\$641,309.36	\$916,089.11	\$609,629.23	\$130,456.37	\$10,904,106.27
<i>NMR for standardbred overnight purses &amp; programs to aid the Standardbred horsemen</i>	\$1,072,681.05	\$2,074,047.18	\$0.00	\$407,153.89	\$268,532.09	\$383,589.16	\$81,387.53	\$54,625.31	\$4,342,016.21
<i>FRA for standardbred overnight purses &amp; programs to aid the Standardbred horsemen</i>	\$386,336.44	\$746,988.12	\$0.00	\$146,640.40	\$96,714.42	\$138,153.34	\$29,312.50	\$19,673.83	\$1,563,819.05
<i>Standardbred Breeders &amp; Owners Association for Standardbred Health &amp; Welfare</i>	\$12,687.11	\$24,530.74	\$0.00	\$4,815.60	\$3,176.06	\$4,536.89	\$962.61	\$646.08	\$51,355.09
<i>Thoroughbred Breeders &amp; Stallions</i>	\$221,480.67	\$428,236.66	\$10,307.88	\$84,066.66	\$55,444.87	\$79,201.16	\$52,705.95	\$11,278.70	\$942,722.58
<i>Thoroughbred Backstretch Benevolence</i>	\$7,068.53	\$13,667.13	\$328.97	\$2,682.98	\$1,769.52	\$2,527.70	\$1,682.10	\$359.96	\$30,086.89
<i>Thoroughbred Breeders &amp; Development</i>	\$7,068.53	\$13,667.13	\$328.97	\$2,682.98	\$1,769.52	\$2,527.70	\$1,682.10	\$359.96	\$30,086.89
<i>Sire Stakes</i>	\$95,153.31	\$183,980.56	\$0.00	\$36,117.02	\$23,820.42	\$34,026.68	\$7,219.57	\$4,845.60	\$385,163.16
<i>Standardbred Breeders &amp; Stallions</i>	\$10,149.69	\$19,624.59	\$0.00	\$3,852.48	\$2,540.85	\$3,629.51	\$770.09	\$516.86	\$41,084.07
<i>Standardbred Backstretch Benevolence</i>	\$4,440.49	\$8,585.76	\$0.00	\$1,685.46	\$1,111.62	\$1,587.91	\$336.91	\$226.13	\$17,974.28
<i>Standardbred Breeders &amp; Development</i>	\$4,440.49	\$8,585.77	\$0.00	\$1,685.47	\$1,111.62	\$1,587.92	\$336.91	\$226.12	\$17,974.30
<b>Total New Jersey Racing Industry Special Fund</b>	\$4,531,110.22	\$8,760,979.20	\$137,072.89	\$1,719,858.04	\$1,134,305.93	\$1,620,318.33	\$821,203.05	\$230,742.67	\$18,955,590.33
<b>Breakage</b>	\$230,759.63	\$537,541.82	\$409.90	\$91,626.61	\$67,475.79	\$69,509.50	\$42,464.87	\$15,219.94	\$1,055,008.06
<b>Amount Returned to Patrons</b>	\$55,611,646.27	\$108,420,730.06	\$1,595,475.26	\$19,677,920.18	\$13,542,471.59	\$18,628,626.33	\$9,582,653.59	\$2,676,866.63	\$229,736,389.91
<b>State Settlement</b>	\$35.25	\$801.10	\$0.00	\$162.71	\$258.65	\$127.57	\$182.26	\$0.00	\$1,567.54
<b>Track Settlement</b>	\$3,551,155.13	\$9,100,457.56	\$123,235.55	\$1,448,730.17	\$868,003.69	\$1,192,794.50	\$687,499.42	\$303,334.98	\$17,275,211.00
<b>Cost of Signal</b>	\$3,629,534.16	\$7,454,046.25	\$104,888.38	\$1,131,932.49	\$882,573.02	\$1,045,779.89	\$632,084.87	\$167,161.15	\$15,048,000.21
<b>Account Wagering Licensee</b>	\$6,796,665.84	\$13,141,468.51	\$205,608.92	\$2,579,787.00	\$1,701,459.23	\$2,430,476.98	\$1,231,805.14	\$346,114.03	\$28,433,385.65
<b>Total Pari-Mutuel Handle</b>	\$74,350,906.50	\$147,416,024.50	\$2,166,690.90	\$26,650,017.20	\$18,196,547.90	\$24,987,633.10	\$12,997,893.20	\$3,739,439.40	\$310,505,152.70

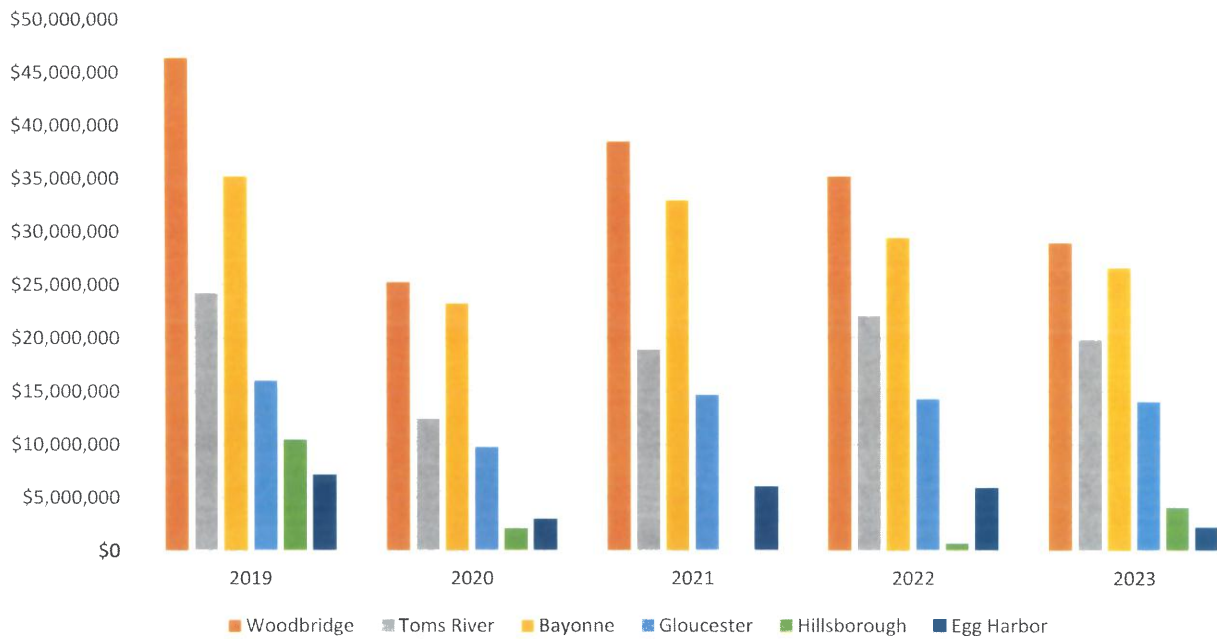
*ACCOUNT WAGERING HANDLE  
5-YEAR COMPARISON*

	2019	2020	2021	2022	2023
Internet	\$85,954,724	\$132,278,057	\$112,070,892	\$91,544,016	\$81,398,838
Phone	\$3,889,279	\$0	\$0	\$0	
Mobile	\$86,961,922	\$178,743,854	\$167,715,044	\$171,837,398	\$159,469,740
<b>Total</b>	<b>\$176,805,925</b>	<b>\$311,021,911</b>	<b>\$279,785,936</b>	<b>\$263,381,414</b>	<b>\$240,868,578</b>



*OFF TRACK WAGERING HANDLE  
5-YEAR COMPARISON*

	2019	2020	2021	2022	2023
Woodbridge	\$46,429,958	\$25,317,674	\$38,496,716	\$35,213,537	\$28,953,225
Toms River	\$24,206,664	\$12,438,171	\$18,924,522	\$22,055,579	\$19,849,713
Bayonne	\$35,260,997	\$23,268,539	\$32,953,246	\$29,433,545	\$26,633,437
Gloucester	\$16,019,765	\$9,759,182	\$14,669,664	\$14,275,192	\$14,021,247
Hillsborough	\$10,484,616	\$2,138,121	\$0	\$708,833	\$4,092,558
Egg Harbor	\$7,159,185	\$3,005,834	\$6,055,833	\$5,925,582	\$2,233,093
<b>Total</b>	<b>\$139,561,185</b>	<b>\$75,927,521</b>	<b>\$111,099,981</b>	<b>\$107,612,268</b>	<b>\$95,783,273</b>



NEW JERSEY RACING COMMISSION  
SUMMARY OF CASINO PARI-MUTUEL ACTIVITY  
2023

New Jersey Signals Received

FAR HILLS	\$0
FREEHOLD	\$47,082
MEADOWLANDS	\$19,648
MONMOUTH PARK	\$499,681
NEW MEADOWLANDS	\$533,705
ACHI @ FREEHOLD H	\$47,713
<b>Total NJ Signals Received</b>	<b><u>\$1,147,829</u></b>

Out of State Signals Received

AQUEDUCT	\$1,296,659	KEENELAND	\$390,644
BELMONT MET MILE-B STAKES DI	\$220	KEENELAND TURF PICK 3	\$2,408
STAKES DBL BELMONT PK	\$1,394,682	KENTUCKY DOWNS	\$149,838
BELMONT SPECIAL DBL	\$120	LAUREL	\$775,855
BELMONT SPRINT DOUBLE	\$30	LONE STAR QH	\$12,488
BELMONT STAKES	\$168,816	LOS ALAMITOS Q	\$21,500
BELTERRA PARK	\$88,861	LOS ALAMITOS Q	\$8,337
BLACK EYED SUSAN	\$8,053	LOS ALAMITOS T	\$29,543
BREEDERS CUP ALL DIRT PICK 4	\$215	LOS ALAMITOS T	\$15,008
BREEDERS CUP ALL TURF PICK 3	\$873	LOUISIANA DOWNS QH	\$15,412
BREEDERS CUP ALL TURK PICK 4	\$702	LOUISIANA DOWNS T	\$64,690
BREEDERS CUP DISTAFF DOUBLE	\$78	MAHONING VALLEY RACE COURSE	\$213,423
BREEDERS CUP SANTA ANITA	\$177,057	MEADOWS H	\$166,106
BREEDERS CUP SANTA ANITA - W	\$122,115	MONTICELLO RACEWAY - H	\$217,345
BREEDERS CUP SPECIAL DD	\$35	MOUNTAINEER	\$250,195
BREEDERS CUP TURF DOUBLE	\$32	NORTHERN CALIFORNIA FAIR	\$12,913
DOUBLE CAL-EXPO H	\$9,427	NORTHERN CALIFORNIA FAIR	\$4,286
CAL-EXPO H	\$2,149	FAIR NORTHFIELD	\$290,791
CANTERBURY PARK	\$34,970	NYRA 2 DAY .20 PK6	\$78
CHARLES TOWN T	\$502,198	NYRA 2 DAY PK6	\$36
CHURCHILL DOWNS	\$783,636	NYRA NATIONAL PK5	\$2,621
CHURCHILL DOWNS	\$307,923	OAKLAWN	\$541,097
COLONIAL DOWNS T	\$136,033	OAKS DERBY DOUBLE	\$5,387
DEL MAR T	\$269,923	OAKS FUTURE	\$25
DEL MAR T	\$138,109	OCEAN DOWNS	\$17,557
DELAWARE PARK	\$321,317	PARX'S	\$764,231
DELTA DOWNS QH	\$1,436	PENN NATIONAL	\$163,744
DELTA DOWNS TH	\$149,493	PIMLICO	\$215,969
DERBY ALL 3YR OLD PK3	\$411	PIMLICO PREAKNESS	\$99,047
DERBY ALL STAKES ALL DIRT PICK	\$638	PIMLICO PREAKNESS ALL DIRT PK5	\$180
DERBY EXACTA	\$5	PIMLICO PREAKNESS ALLSTAKES PK5	\$484
DERBY FUTURE WAGER	\$936	ALLSTAKES P5 POCONO DOWNS	\$108,793
DERBY PICK 3	\$497	PREAKNESS DOUBLE	\$1,271
DERBY PK6	\$96	PRESQUE ISLE DOWNS T	\$80,736
DOVER DOWNS - H	\$112,049	REMINGTON PARK	\$94,876
ELLIS PARK T	\$83,296	ROSECROFT H	\$26,427
ELLIS PARK T - ALL TURF PK3	\$98	SAM HOUSTON Q	\$4,177
EMERALD DOWNS	\$37,145	SANTA ANITA	\$367,704
EVANGELINE	\$101,145	SANTA ANITA	\$225,418
FAIR GROUNDS	\$275,866	SANTA ANITA - C TO C PK5	\$2,444
FINGER LAKES	\$213,860	SANTA ANITA ALL TURF PK3	\$544
GOLDEN GATE	\$150,124	SARATOGA-THE TRAVERS STAKE	\$20,301
GOLDEN GATE	\$90,616	SARATOGA T	\$1,165,195
GOLDEN HOUR	\$8,163	SCIOTO DOWNS	\$104,307
GULFSTREAM	\$2,184,312	TAMPA BAY DOWNS	\$643,990
GULFSTREAM PEGASUS WC	\$25,481	THISTLEDOWN	\$174,390
HARRAH'S PHILADELPHIA	\$145,299	TIMONIUM	\$30,583
HARRINGTON RACEWAY	\$47,965	TIOGA DOWNS	\$16,656
HAWTHORNE - T	\$121,539	TRUE NORTH MET DBL	\$35
HAWTHORNE H	\$17,527	TURF PARADISE	\$149,292
HOOSIER PARK - H	\$156,946	TURFWAY	\$221,635
HORSESHOE INDIANAPOLIS	\$369,749	YONKERS H	\$243,994
		ZIA PARK	\$54,903

Total Out of State Signals Received \$18,247,827

Total Borgata Pari-Mutuel Signals Received \$19,395,656

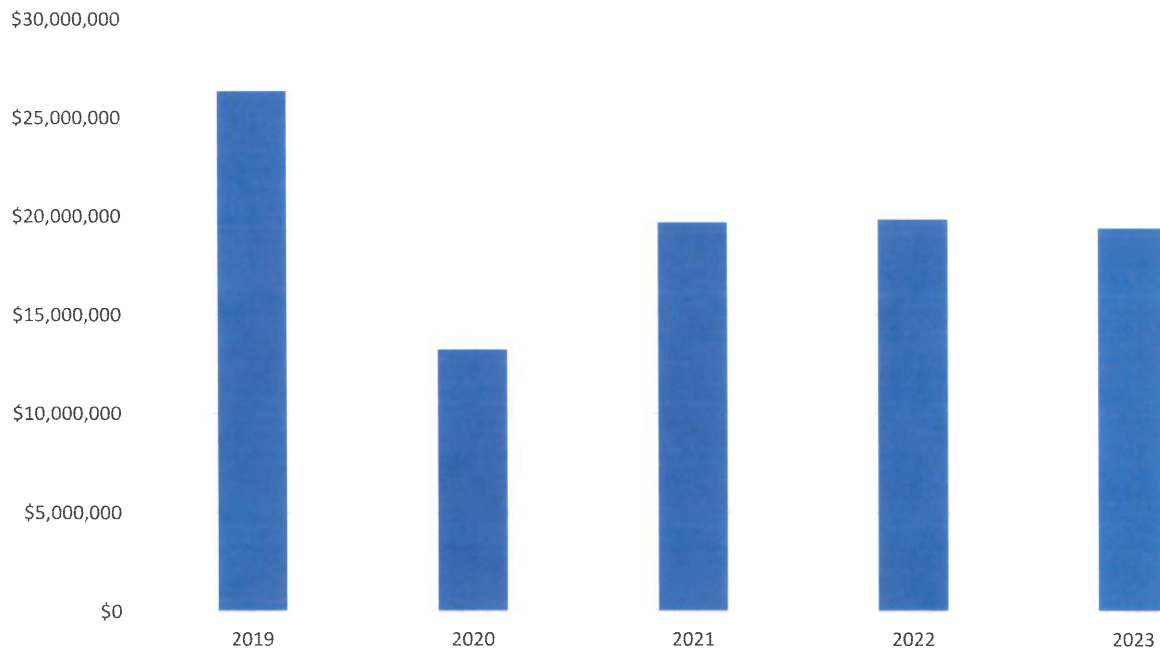


NEW JERSEY RACING COMMISSION  
CASINO PARI-MUTUEL TAKEOUT  
2023

	In State	Out of State	Combined
Casino Simulcasting Fund	\$5,739	\$91,243	\$96,982
Casino Cost of Signal	\$0	\$980,787	\$980,787
Casino Share	\$112,594	\$1,401,680	\$1,514,274
Special Trust - Harness			
Sire Stakes	\$1,616	\$25,866	\$27,482
Track Purses	\$1,349	\$17,381	\$18,730
Breeder & Stallion Awards	\$177	\$2,372	\$2,549
Special Trust Thoroughbred			
TBA	\$2,597	\$45,622	\$48,219
Breeding & Development			
Harness	\$188	\$2,738	\$2,926
Thoroughbred	\$156	\$2,738	\$2,894
Purse Allocation	\$50,644	\$451,548	\$502,192
Track Share Allocation	\$48,950	\$451,546	\$500,496
Casino Simulcasting Fund	\$0	\$147,016	\$147,016
Total Commissions	\$224,010	\$3,620,537	\$3,844,547
Breakage	\$5,455	(\$15,344)	(\$9,879)
State Settlement		\$59	\$59
Track Settlement	\$129,204	\$904,509	\$1,033,713
Total Amount Distributed	\$358,669	\$4,509,761	\$4,868,440
Amount Returned to Patron	\$789,159	\$13,738,057	\$14,527,216
<b>Total Borgata Pari-Mutuel Handle</b>	<b>\$1,147,828</b>	<b>\$18,247,818</b>	<b>\$19,395,656</b>

*CASINO PARI-MUTUEL HANDLE  
5-YEAR COMPARISON*

	2019	2020	2021	2022	2023
Borgata	\$26,388,710	\$13,250,832	\$19,699,775	\$19,836,402	\$19,395,656
TOTAL	\$26,388,710	\$13,250,832	\$19,699,775	\$19,836,402	\$19,395,656



**NEW JERSEY RACING COMMISSION**  
**2023 LICENSE REVENUE**  
**STANDARD BRED, THOROUGHBRED, ACCOUNT, OFF-TRACK & EXCHANGE WAGERING**

CAT	Classification	Fee	Freehold		Meadowlands		Trenton		Monmouth		Total	
			Qty	Total	Qty	Total	Qty	Total	Qty	Total	Qty	Total
1	Owner	\$50	258	\$12,900	499	\$24,950	587	\$29,350	306	\$15,300	1650	\$82,500
2	Trainer	\$50	103	\$5,150	237	\$11,850	50	\$2,500	244	\$12,200	634	\$31,700
3	Assistant Trainer	\$30	0	\$0	2	\$60	0	\$0	70	\$2,100	72	\$2,160
4	Driver	\$50	26	\$1,300	84	\$4,200	3	\$150	0	\$0	113	\$5,650
5	Driver/Trainer	\$50	122	\$6,100	171	\$8,550	6	\$300	0	\$0	299	\$14,950
6	Jockey	\$50	0	\$0	21	\$1,050	0	\$0	98	\$4,900	119	\$5,950
7	Jockey Apprentice	\$30	0	\$0	1	\$30	0	\$0	12	\$360	13	\$390
8	Jockey Agent	\$50	0	\$0	0	\$0	0	\$0	16	\$800	16	\$800
9	Stable Employee	\$5	259	\$1,295	331	\$1,655	2	\$10	669	\$3,345	1261	\$6,305
10	C.I.D.	\$10	149	\$1,490	526	\$5,260	3	\$30	223	\$2,230	901	\$9,010
11	C.I.D. - Vendors	\$10	75	\$750	402	\$4,020	134	\$1,340	102	\$1,020	713	\$7,130
12	Pari-Mutuel Employee	\$25	29	\$725	63	\$1,575	6	\$150	75	\$1,875	173	\$4,325
13	Veterinarian	\$50	24	\$1,200	4	\$200	0	\$0	9	\$450	37	\$1,850
14	Valet	\$20	0	\$0	0	\$0	2	\$40	16	\$320	18	\$360
15	Plater	\$20	1	\$20	0	\$0	0	\$0	20	\$400	21	\$420
16	Vendor	\$50	7	\$350	7	\$350	20	\$1,000	20	\$1,000	54	\$2,700
17	Stable Name	\$50	98	\$4,900	362	\$18,100	408	\$20,400	305	\$15,250	1173	\$58,650
18	Multiple Ownership	\$50	51	\$2,550	449	\$22,450	39	\$1,950	117	\$5,850	656	\$32,800
19	Corporate Stable Name	\$50	20	\$1,000	57	\$2,850	76	\$3,800	29	\$1,450	182	\$9,100
20	Authorized Agent	\$50	0	\$0	1	\$50	2	\$100	11	\$550	14	\$700
21	Off-Track Stables	\$50	0	\$0	0	\$0	37	\$1,850	0	\$0	37	\$1,850
23	Veterinarian - NJRC	\$0	2	\$0	3	\$0	0	\$0	1	\$0	6	\$0
25	C.I.D. NJRC	\$0	16	\$0	17	\$0	1	\$0	1	\$0	35	\$0
26	Off-Track Proprietors	\$0	0	\$0	0	\$0	0	\$0	0	\$0	0	\$0
27	Official - NJRC	\$0	7	\$0	4	\$0	0	\$0	0	\$0	11	\$0
28	Partnership	\$0	6	\$0	2	\$0	15	\$0	12	\$0	35	\$0
31	Owner - 3 Year	\$150	146	\$21,900	295	\$44,250	329	\$49,350	210	\$31,500	980	\$147,000
<b>All Licenses wo/dups issued in 2023</b>			<b>1,399</b>	<b>\$61,630</b>	<b>3,538</b>	<b>\$151,450</b>	<b>1,720</b>	<b>\$112,320</b>	<b>2,566</b>	<b>\$100,900</b>	<b>9,223</b>	<b>\$426,300</b>
DUP	Duplicate License Fees	\$5	2	\$10	40	\$200	0	\$0	4	\$20	46	\$230
<b>Total Licenses w/dups issued in 2023</b>				<b>\$61,640</b>		<b>\$151,650</b>		<b>\$112,320</b>		<b>\$100,920</b>		<b>\$426,530</b>

**NEW JERSEY RACING COMMISSION  
2023 LICENSE REVENUE  
STANDARD BRED**

CAT	Classification	Fee	Freehold		Meadowlands		Trenton		Monmouth		Total	
			Qty	Total	Qty	Total	Qty	Total	Qty	Total	Qty	Total
1	Owner	\$50	213	\$10,650	408	\$20,400	242	\$12,100	2	\$100	865	\$43,250
2	Trainer	\$50	83	\$4,150	189	\$9,450	17	\$850	1	\$50	290	\$14,500
3	Assistant Trainer	\$30	0	\$0	0	\$0	0	\$0	0	\$0	0	\$0
4	Driver	\$50	26	\$1,300	84	\$4,200	3	\$150	0	\$0	113	\$5,650
5	Driver/Trainer	\$50	122	\$6,100	171	\$8,550	6	\$300	0	\$0	299	\$14,950
6	Jockey	\$50	0	\$0	0	\$0	0	\$0	0	\$0	0	\$0
7	Jockey Apprentice	\$30	0	\$0	0	\$0	0	\$0	0	\$0	0	\$0
8	Jockey Agent	\$50	0	\$0	0	\$0	0	\$0	0	\$0	0	\$0
9	Stable Employee	\$5	255	\$1,275	298	\$1,490	2	\$10	3	\$15	558	\$2,790
10	C.I.D.	\$10	73	\$730	496	\$4,960	0	\$0	1	\$10	570	\$5,700
11	C.I.D. - Vendors	\$10	47	\$470	389	\$3,890	6	\$60	0	\$0	442	\$4,420
12	Pari-Mutuel Employee	\$25	7	\$175	56	\$1,400	0	\$0	0	\$0	63	\$1,575
13	Veterinarian	\$50	22	\$1,100	3	\$150	0	\$0	1	\$50	26	\$1,300
14	Valet	\$20	0	\$0	0	\$0	0	\$0	0	\$0	0	\$0
15	Plater	\$20	0	\$0	0	\$0	0	\$0	0	\$0	0	\$0
16	Vendor	\$50	5	\$250	6	\$300	7	\$350	0	\$0	18	\$900
17	Stable Name	\$50	70	\$3,500	264	\$13,200	129	\$6,450	5	\$250	468	\$23,400
18	Multiple Ownership	\$50	48	\$2,400	432	\$21,600	9	\$450	2	\$100	491	\$24,550
19	Corporate Stable Name	\$50	17	\$850	49	\$2,450	42	\$2,100	0	\$0	108	\$5,400
20	Authorized Agent	\$50	0	\$0	0	\$0	0	\$0	0	\$0	0	\$0
21	Off-Track Stables	\$50	0	\$0	0	\$0	25	\$1,250	0	\$0	25	\$1,250
23	Veterinarian - NJRC	\$0	2	\$0	3	\$0	0	\$0	0	\$0	5	\$0
25	C.I.D. NJRC	\$0	9	\$0	17	\$0	1	\$0	0	\$0	27	\$0
26	Off-Track Proprietors	\$0	0	\$0	0	\$0	0	\$0	0	\$0	0	\$0
27	Official - NJRC	\$0	4	\$0	4	\$0	0	\$0	0	\$0	8	\$0
28	Partnership	\$0	4	\$0	2	\$0	3	\$0	0	\$0	9	\$0
31	Owner - 3 Year	\$150	123	\$18,450	236	\$35,400	155	\$23,250	9	\$1,350	523	\$78,450
<b>All Licenses wo/dups issued in 2023</b>			<b>1,130</b>	<b>\$51,400</b>	<b>3,107</b>	<b>\$127,440</b>	<b>647</b>	<b>\$47,320</b>	<b>24</b>	<b>\$1,925</b>	<b>4,908</b>	<b>\$228,085</b>
DUP	Duplicate License Fees	\$5	2	\$10	40	\$200	0	\$0	0	\$0	42	\$210
<b>Total Licenses w/dups issued in 2023</b>				<b>\$51,410</b>		<b>\$127,640</b>		<b>\$47,320</b>		<b>\$1,925</b>		<b>\$228,295</b>

**NEW JERSEY RACING COMMISSION  
2023 LICENSE REVENUE  
THOROUGHBRED**

CAT	Classification	Fee	Freehold		Meadowlands		Trenton		Monmouth		Total	
			Qty	Total	Qty	Total	Qty	Total	Qty	Total	Qty	Total
1	Owner	\$50	45	\$2,250	91	\$4,550	345	\$17,250	304	\$15,200	785	\$39,250
2	Trainer	\$50	20	\$1,000	48	\$2,400	33	\$1,650	243	\$12,150	344	\$17,200
3	Assistant Trainer	\$30	0	\$0	2	\$60	0	\$0	70	\$2,100	72	\$2,160
4	Driver	\$50	0	\$0	0	\$0	0	\$0	0	\$0	0	\$0
5	Driver/Trainer	\$50	0	\$0	0	\$0	0	\$0	0	\$0	0	\$0
6	Jockey	\$50	0	\$0	21	\$1,050	0	\$0	98	\$4,900	119	\$5,950
7	Jockey Apprentice	\$30	0	\$0	1	\$30	0	\$0	12	\$360	13	\$390
8	Jockey Agent	\$50	0	\$0	0	\$0	0	\$0	16	\$800	16	\$800
9	Stable Employee	\$5	4	\$20	33	\$165	0	\$0	666	\$3,330	703	\$3,515
10	C.I.D.	\$10	13	\$130	4	\$40	0	\$0	218	\$2,180	235	\$2,350
11	C.I.D. - Vendors	\$10	1	\$10	5	\$50	15	\$150	100	\$1,000	121	\$1,210
12	Pari-Mutuel Employee	\$25	1	\$25	0	\$0	1	\$25	71	\$1,775	73	\$1,825
13	Veterinarian	\$50	2	\$100	1	\$50	0	\$0	8	\$400	11	\$550
14	Valet	\$20	0	\$0	0	\$0	2	\$40	16	\$320	18	\$360
15	Plater	\$20	1	\$20	0	\$0	0	\$0	20	\$400	21	\$420
16	Vendor	\$50	1	\$50	1	\$50	5	\$250	20	\$1,000	27	\$1,350
17	Stable Name	\$50	28	\$1,400	98	\$4,900	279	\$13,950	300	\$15,000	705	\$35,250
18	Multiple Ownership	\$50	3	\$150	17	\$850	30	\$1,500	115	\$5,750	165	\$8,250
19	Corporate Stable Name	\$50	3	\$150	8	\$400	34	\$1,700	29	\$1,450	74	\$3,700
20	Authorized Agent	\$50	0	\$0	1	\$50	2	\$100	11	\$550	14	\$700
21	Off-Track Stables	\$50	0	\$0	0	\$0	12	\$600	0	\$0	12	\$600
23	Veterinarian - NJRC	\$0	0	\$0	0	\$0	0	\$0	1	\$0	1	\$0
25	C.I.D. NJRC	\$0	1	\$0	0	\$0	0	\$0	0	\$0	1	\$0
26	Off-Track Proprietors	\$0	0	\$0	0	\$0	0	\$0	0	\$0	0	\$0
27	Official - NJRC	\$0	3	\$0	0	\$0	0	\$0	0	\$0	3	\$0
28	Partnership	\$0	2	\$0	0	\$0	12	\$0	12	\$0	26	\$0
31	Owner - 3 Year	\$150	23	\$3,450	59	\$8,850	174	\$26,100	201	\$30,150	457	\$68,550
<b>All Licenses wo/dups issued in 2023</b>			<b>151</b>	<b>\$8,755</b>	<b>390</b>	<b>\$23,495</b>	<b>944</b>	<b>\$63,315</b>	<b>2,531</b>	<b>\$98,815</b>	<b>4,016</b>	<b>\$194,380</b>
DUP	Duplicate License Fees	\$5	0	\$0	0	\$0	0	\$0	4	\$20	4	\$20
<b>Total Licenses w/dups issued in 2023</b>				<b>\$8,755</b>		<b>\$23,495</b>		<b>\$63,315</b>		<b>\$98,835</b>		<b>\$194,400</b>

**NEW JERSEY RACING COMMISSION  
2023 LICENSE REVENUE  
ACCOUNT, OFF -TRACK & EXCHANGE WAGERING**

CAT	Classification	Fee	Freehold		Meadowlands		Trenton		Monmouth		Total	
			Qty	Total	Qty	Total	Qty	Total	Qty	Total	Qty	Total
1	Owner	\$50	0	\$0	0	\$0	0	\$0	0	\$0	0	\$0
2	Trainer	\$50	0	\$0	0	\$0	0	\$0	0	\$0	0	\$0
3	Assistant Trainer	\$30	0	\$0	0	\$0	0	\$0	0	\$0	0	\$0
4	Driver	\$50	0	\$0	0	\$0	0	\$0	0	\$0	0	\$0
5	Driver/Trainer	\$50	0	\$0	0	\$0	0	\$0	0	\$0	0	\$0
6	Jockey	\$50	0	\$0	0	\$0	0	\$0	0	\$0	0	\$0
7	Jockey Apprentice	\$30	0	\$0	0	\$0	0	\$0	0	\$0	0	\$0
8	Jockey Agent	\$50	0	\$0	0	\$0	0	\$0	0	\$0	0	\$0
9	Stable Employee	\$5	0	\$0	0	\$0	0	\$0	0	\$0	0	\$0
10	C.I.D.	\$10	63	\$630	26	\$260	3	\$30	4	\$40	96	\$960
11	C.I.D. - Vendors	\$10	27	\$270	8	\$80	113	\$1,130	2	\$20	150	\$1,500
12	Pari-Mutuel Employee	\$25	21	\$525	7	\$175	5	\$125	4	\$100	37	\$925
13	Veterinarian	\$50	0	\$0	0	\$0	0	\$0	0	\$0	0	\$0
14	Valet	\$20	0	\$0	0	\$0	0	\$0	0	\$0	0	\$0
15	Plater	\$20	0	\$0	0	\$0	0	\$0	0	\$0	0	\$0
16	Vendor	\$50	1	\$50	0	\$0	8	\$400	0	\$0	9	\$450
17	Stable Name	\$50	0	\$0	0	\$0	0	\$0	0	\$0	0	\$0
18	Multiple Ownership	\$50	0	\$0	0	\$0	0	\$0	0	\$0	0	\$0
19	Corporate Stable Name	\$50	0	\$0	0	\$0	0	\$0	0	\$0	0	\$0
20	Authorized Agent	\$50	0	\$0	0	\$0	0	\$0	0	\$0	0	\$0
21	Off-Track Stables	\$50	0	\$0	0	\$0	0	\$0	0	\$0	0	\$0
23	Veterinarian - NJRC	\$0	0	\$0	0	\$0	0	\$0	0	\$0	0	\$0
25	C.I.D. NJRC	\$0	6	\$0	0	\$0	0	\$0	1	\$0	7	\$0
26	Off-Track Proprietors	\$0	0	\$0	0	\$0	0	\$0	0	\$0	0	\$0
27	Official - NJRC	\$0	0	\$0	0	\$0	0	\$0	0	\$0	0	\$0
28	Partnership	\$0	0	\$0	0	\$0	0	\$0	0	\$0	0	\$0
31	Owner - 3 Year	\$150	0	\$0	0	\$0	0	\$0	0	\$0	0	\$0
<b>All Licenses wo/dups issued in 2023</b>			<b>118</b>	<b>\$1,475</b>	<b>41</b>	<b>\$515</b>	<b>129</b>	<b>\$1,685</b>	<b>11</b>	<b>\$160</b>	<b>299</b>	<b>\$3,835</b>
DUP	Duplicate License Fees	\$5		\$0		\$0		\$0		\$0		\$0
<b>Total Licenses w/dups issued in 2023</b>				<b>\$1,475</b>		<b>\$515</b>		<b>\$1,685</b>		<b>\$160</b>		<b>\$3,835</b>

NEW JERSEY RACING COMMISSION  
RACETRACK EXPIRED TICKET REPORT  
2023

Racetrack	Date ticket Purchased	In State							Out of State	Revenue	
		Harness		Thoroughbred			All	Total	All Signals	NJRC	TBA
		NMR	FRA/ACHI	MP	MDLS-T	Far Hills	Vouchers				
Atlantic City Harness, Inc/ Freehold Raceway	01/01/22-12/31/22	\$3,915.12	\$11,985.38	\$3,186.50	\$120.12	\$0.00	\$6,374.16	\$25,581.28	\$90,269.90	\$12,790.80	\$1,653.29
New Meadowlands	01/01/22-12/31/22	\$75,235.46	\$2,540.17	\$6,749.59	\$2,696.55	\$396.40	\$26,873.12	\$114,491.29	\$331,140.04	\$57,245.86	\$4,921.24
Monmouth Park	01/01/22-12/31/22	\$2,471.36	\$706.26	\$147,535.82	\$226.21	\$5.90	\$19,806.58	\$170,752.13	\$199,001.51	\$85,376.20	\$83,787.14
<b>Total</b>		<b>\$81,621.94</b>	<b>\$15,231.81</b>	<b>\$157,471.91</b>	<b>\$3,042.88</b>	<b>\$402.30</b>	<b>\$53,053.86</b>	<b>\$310,824.70</b>	<b>\$620,411.45</b>	<b>\$155,412.86</b>	<b>\$90,361.67</b>

**NEW JERSEY RACING COMMISSION  
REVENUE TO THE STATE  
2023**

<u>Racing Association/OTW/Source</u>	Track Expired Live Outstanding Pari-Mutuel Tickets	OTW In State & Out-of-State Breakage	OTW Expired Outstanding Pari-Mutuel Tickets	License Fees	Total State Revenue
<i>Atlantic City Harness/Freehold Raceway</i>	\$12,790.80			\$61,640.00	\$74,430.80
<i>New Meadowlands Racetrack</i>	\$57,245.86			\$151,650.00	\$208,895.86
<i>Monmouth Park</i>	\$85,376.20			\$100,920.00	\$186,296.20
<i>Trenton</i>				\$112,320.00	\$112,320.00
<i>Computer/Phone/Mobile</i>		\$854,785.57	N/A		\$854,785.57
<i>Woodbridge</i>		\$100,210.66	\$167,345.84		\$267,556.50
<i>Toms River</i>		\$75,569.66	\$119,949.35		\$195,519.01
<i>Bayonne</i>		\$76,624.60	\$111,166.97		\$187,791.57
<i>Gloucester</i>		\$45,737.64	\$71,577.62		\$117,315.26
<i>Hillsborough</i>		\$16,945.62	\$6,992.83		\$23,938.45
<i>Egg Harbor</i>		\$452.45	\$32,312.26		\$32,764.71
<i>Thoroughbred Horseman's Benevolence Assoc.</i>		-\$75,000.00	-\$75,000.00		-\$150,000.00
<i>Standardbred Breeders and Owners Assoc.</i>		-\$75,000.00	-\$75,000.00		-\$150,000.00
<b>Total State Revenue</b>	<b>\$155,412.86</b>	<b>\$1,020,326.20</b>	<b>\$359,344.87</b>	<b>\$426,530.00</b>	<b>\$1,961,613.93</b>

*NOTE: Revenue Reported based on NJRC Licensing System, 7-Day Pari-Mutuel Billings and Expired Outstanding Ticket Reports*



**THE MEADOWLANDS 2024 LIVE RACING CALENDAR**

**LIVE DATES 90**

**6:20PM**

**NOON**

**TBA**

JANUARY 8						
S	M	T	W	Th	F	Sa
	1	2	3	4	5	6
7	8	9	10	11	12	13
14	15	16	17	18	19	20
21	22	23	24	25	26	27
28	29	30	31			

FEBRUARY 8						
S	M	T	W	Th	F	Sa
				1	2	3
4	5	6	7	8	9	10
11	12	13	14	15	16	17
18	19	20	21	22	23	24
25	26	27	28	29		

MARCH 10						
S	M	T	W	Th	F	Sa
					1	2
3	4	5	6	7	8	9
10	11	12	13	14	15	16
17	18	19	20	21	22	23
24/31	25	26	27	28	29	30

APRIL 8						
S	M	T	W	Th	F	Sa
	1	2	3	4	5	6
7	8	9	10	11	12	13
14	15	16	17	18	19	20
21	22	23	24	25	26	27
28	29	30				

MAY 9						
S	M	T	W	Th	F	Sa
			1	2	3	4
5	6	7	8	9	10	11
12	13	14	15	16	17	18
19	20	21	22	23	24	25
26	27	28	29	30	31	

JUNE 9						
S	M	T	W	Th	F	Sa
						1
2	3	4	5	6	7	8
9	10	11	12	13	14	15
16	17	18	19	20	21	22
23/30	24	25	26	27	28	29

JULY 8						
S	M	T	W	Th	F	Sa
	1	2	3	4	5	6
7	8	9	10	11	12	13
14	15	16	17	18	19	20
21	22	23	24	25	26	27
28	29	30	31			

AUGUST 4						
S	M	T	W	Th	F	Sa
				1	2	3
4	5	6	7	8	9	10
11	12	13	14	15	16	17
18	19	20	21	22	23	24
25	26	27	28	29	30	31

SEPTEMBER 2						
S	M	T	W	Th	F	Sa
1	2	3	4	5	6	7
8	9	10	11	12	13	14
15	16	17	18	19	20	21
22	23	24	25	26	27	28
29	30					

OCTOBER 4						
S	M	T	W	Th	F	Sa
		1	2	3	4	5
6	7	8	9	10	11	12
13	14	15	16	17	18	19
20	21	22	23	24	25	26
27	28	29	30	31		

NOVEMBER 10						
S	M	T	W	Th	F	Sa
					1	2
3	4	5	6	7	8	9
10	11	12	13	14	15	16
17	18	19	20	21	22	23
24	25	26	27	28	29	30

DECEMBER 10						
S	M	T	W	Th	F	Sa
1	2	3	4	5	6	7
8	9	10	11	12	13	14
15	16	17	18	19	20	21
22	23	24	25	26	27	28
29	30	31				

# FREEHOLD RACEWAY 2024

<b>January</b>							<b>February</b>							<b>March</b>						
	1	2	3	4	5	6					1	2	3						1	2
7	8	9	10	11	12	13	4	5	6	7	8	9	10	3	4	5	6	7	8	9
14	15	16	17	18	19	20	11	12	13	14	15	16	17	10	11	12	13	14	15	16
21	22	23	24	25	26	27	18	19	20	21	22	23	24	17	18	19	20	21	22	23
28	29	30	31				25	26	27	28	29			24	25	26	27	28	29	30
														31						
<b>April</b>							<b>May</b>							<b>June</b>						
	1	2	3	4	5	6				1	2	3	4							1
7	8	9	10	11	12	13	5	6	7	8	9	10	11	2	3	4	5	6	7	8
14	15	16	17	18	19	20	12	13	14	15	16	17	18	9	10	11	12	13	14	15
21	22	23	24	25	26	27	19	20	21	22	23	24	25	16	17	18	19	20	21	22
28	29	30					26	27	28	29	30	31		23	24	25	26	27	28	29
														30						
<b>July</b>							<b>August</b>							<b>September</b>						
	1	2	3	4	5	6					1	2	3	1	2	3	4	5	6	7
7	8	9	10	11	12	13	4	5	6	7	8	9	10	8	9	10	11	12	13	14
14	15	16	17	18	19	20	11	12	13	14	15	16	17	15	16	17	18	19	20	21
21	22	23	24	25	26	27	18	19	20	21	22	23	24	22	23	24	25	26	27	28
28	29	30	31				25	26	27	28	29	30	31	29	30					
<b>October</b>							<b>November</b>							<b>December</b>						
		1	2	3	4	5						1	2	1	2	3	4	5	6	7
6	7	8	9	10	11	12	3	4	5	6	7	8	9	8	9	10	11	12	13	14
13	14	15	16	17	18	19	10	11	12	13	14	15	16	15	16	17	18	19	20	21
20	21	22	23	24	25	26	17	18	19	20	21	22	23	22	23	24	25	26	27	28
27	28	29	30	31			24	25	26	27	28	29	30	29	30	31				

Post Time 12:30 eastern – shaded dates

# 2024 RACING CALENDAR



= 51 Racing Days - Monmouth Park

= 1 Racing Day - Far Hills

= 10 Racing Days - Meadowlands Racetrack

62 Total Racing Days

## MAY

S	M	T	W	T	F	S
			1	2	3	4
5	6	7	8	9	10	11
12	13	14	15	16	17	18
19	20	21	22	23	24	25
26	27	28	29	30	31	

## JUNE

S	M	T	W	T	F	S
						1
2	3	4	5	6	7	8
9	10	11	12	13	14	15
16	17	18	19	20	21	22
23	24	25	26	27	28	29
30						

## JULY

S	M	T	W	T	F	S
	1	2	3	4	5	6
7	8	9	10	11	12	13
14	15	16	17	18	19	20
21	22	23	24	25	26	27
28	29	30	31			

## AUGUST

S	M	T	W	T	F	S
				1	2	3
4	5	6	7	8	9	10
11	12	13	14	15	16	17
18	19	20	21	22	23	24
25	26	27	28	29	30	31

## SEPTEMBER

S	M	T	W	T	F	S
1	2	3	4	5	6	7
8	9	10	11	12	13	14
15	16	17	18	19	20	21
22	23	24	25	26	27	28
29	30					

## OCTOBER

S	M	T	W	T	F	S
		1	2	3	4	5
6	7	8	9	10	11	12
13	14	15	16	17	18	19
20	21	22	23	24	25	26
27	28	29	30	31		

