

# **Patriots Theater at the War Memorial**

## **Technical Data**

### **Stage House Dimensions**

Proscenium Opening:	50'-0" wide x 25'-0" high
Batten Travel:	48'-10"
Batten Length:	60'-0"
Stage depth:	26' smoke pocket to back wall
Pit depth at centerline:	12'-6"
Smoke pocket to edge of pit:	4'-6"
Center line to off stage left:	36'-0"
Center line to off stage right:	43'-0"
Orchestra pit in up position:	48'-0" wide x 12'-0" deep
Orchestra pit in travel:	15'-0" deep

House curtain operates S.R. (Guillotine)  
Pin rail stage right  
Legs & full stage blacks: 24'-0"

### **Loading**

Raised loading dock for two 48'-0" trucks with levelers  
Interior freight elevator at dock level, capacity: 10,000 lbs.  
Cab size: 6' wide x 12' long x 7' high  
Exterior Gala Scenic lift at dock level, capacity: 14,000 lbs. Lift size: 6' wide x 12' long  
Stage level loading door at top of scenic lift: 6'-0" wide x 10'-0" high

### **Electrics**

Power: (2) 400 amp 120/208 volts AC with female cam locks upstage left  
(1) 200 amp 120/208 volts AC mid stage left with female cam locks  
Outside truck tie-in 200 amp 120/208 volts AC in basement with mouse hole to outside with female cam locks  
George Washington Ballroom stage left 200 amp 120/208 volts AC with female cam locks  
Delaware River Room 60 amp 120/208 volts AC with female cam locks  
Follow spot booth 200 amp 120/208 volts AC with female cam locks

## **Dimmers**

278 2.4 KW  
4 6.0 KW

## **Control**

ETC ION with focus remote and remote video monitors (See attached Rep Plot)

FOH Positions                  No. of circuits                  distance @ center line to smoke pocket

Far cove	24	78'-0"
Near cove	24	54'-0"
Balcony rail	12	60'-0"
L & R Box booms	12 each side	57'-0"
1 Electric	24	
2 Electric	18	
3 Electric	18	

**\* Due to fire regulations, fog or haze cannot be used without management approval**

## **Lighting Instrument Inventory**

*\*Note: Instrument inventory and light plot subject to change.  
Please talk to Operations Manager for current information*

Number:	Type	Lamp
2	ETC 5° Source-Four	HPL 575 watt
15	ETC 10° Source-Four	HPL 575 watt
30	ETC 19° Source-Four	HPL 575 watt
35	ETC 26° Source-Four	HPL 575 watt
60	ETC 36° Source-Four	HPL 575 watt
40	PAR 64	40: FFR (medium flood)
		20: FFS (wide flood)
6	6-cell cyc. Ground row	FDN 500 watt
25	3-circuit mini-strips	EYC 75 watt/12 volt MR-16
12	3-circuit PAR 56 Strips/8 ft.	PAR 56 medium floods
2	Strong Super Trouper	2K Xenon

### **Accessories**

Number:	Type
8	21 ft. booms
50	18" side-arms

\*Note: Instrument inventory and light plot subject to change.  
Please talk to Operations Manager for current information



## **Sound**

**House Console:** 1- Yamaha DM7EX - 120 Channel Mixing console  
**House Mix Positions:** Back of house orchestra seating level house right of center  
**Visiting Mix Position-** back of house, behind house mix  
**Monitor Console:** 1- Yamaha CL5  
**Monitor Mix Position:** House monitor console off stage right,  
**Visiting Monitor Mix-** either stage left or stage right

### **Speakers:**

**Stereo Fills:** Left & Right: 12- L-Acoustics - A15i FOCUS – 6 per side  
2- L-Acoustics - A15i WIDE – 1 per side  
Subwoofers: 6- L-Acoustics - KS28 – 3 per side  
**Balcony:** Rear Balcony: 6- L-Acoustics - X8  
Under Balcony: 3- L-Acoustics - A10i WIDE  
**Stage Lip:** Front Fills: 6- L-Acoustics - X8  
**On Stage:** Monitors: 12 L-Acoustics - X12  
8 - Mixes  
Side Fills 2 EAW KF-650: 1 per side  
2 EAW SB-250: 1 per side

**Processing:** 1 L-Acoustics - P1 - Digital audio processor & measurement platform  
2 L-Acoustics - LA7.16i - Install-specific amplified controller  
2 L-Acoustics - LA12X Amplified controller

**Play Back/Record:** 2 - TASCAM CD-401  
1 - TASCAM DAT-DA 30  
2 - TASCAM Cassette-112  
1 - TASCAM CDRW-700

**Microphones:** Shure, AKG, EV, BSS, Whirlwind, Crown, Sennheiser, etc..  
Shure QLX Wireless: Beta 58 handheld or WL183 lavalier (10 channels total)  
A complete list is available upon request.

**Intercom:** Clear Com 2 channel with 8 belt packs & single muff headsets  
Hollyland Wireless with 8 belt packs & single muff headsets (compatible with Clear Com)

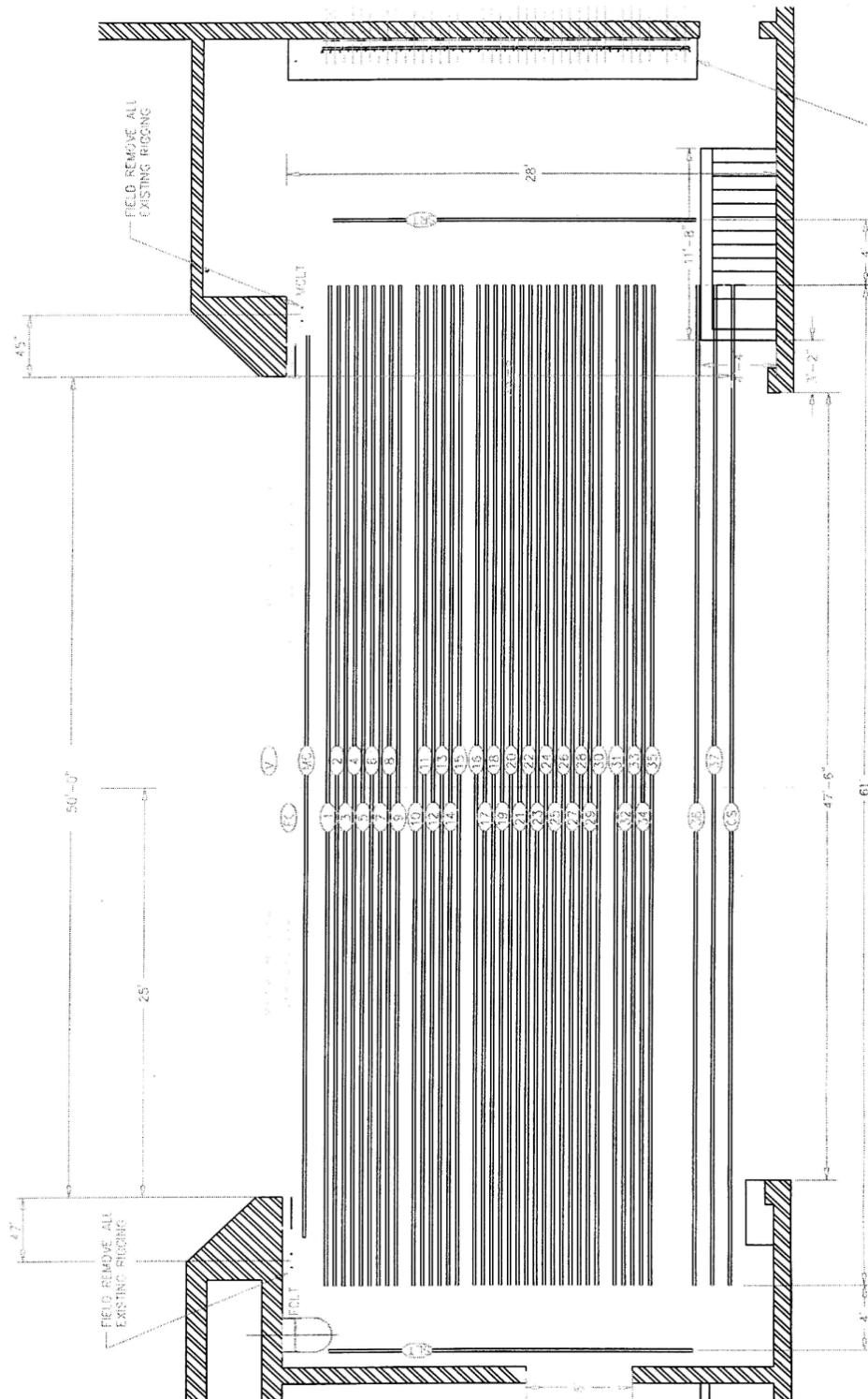
**Assisted Listening System:** Williams Sound FM+

**Paging:** Dressing Room page from off stage right

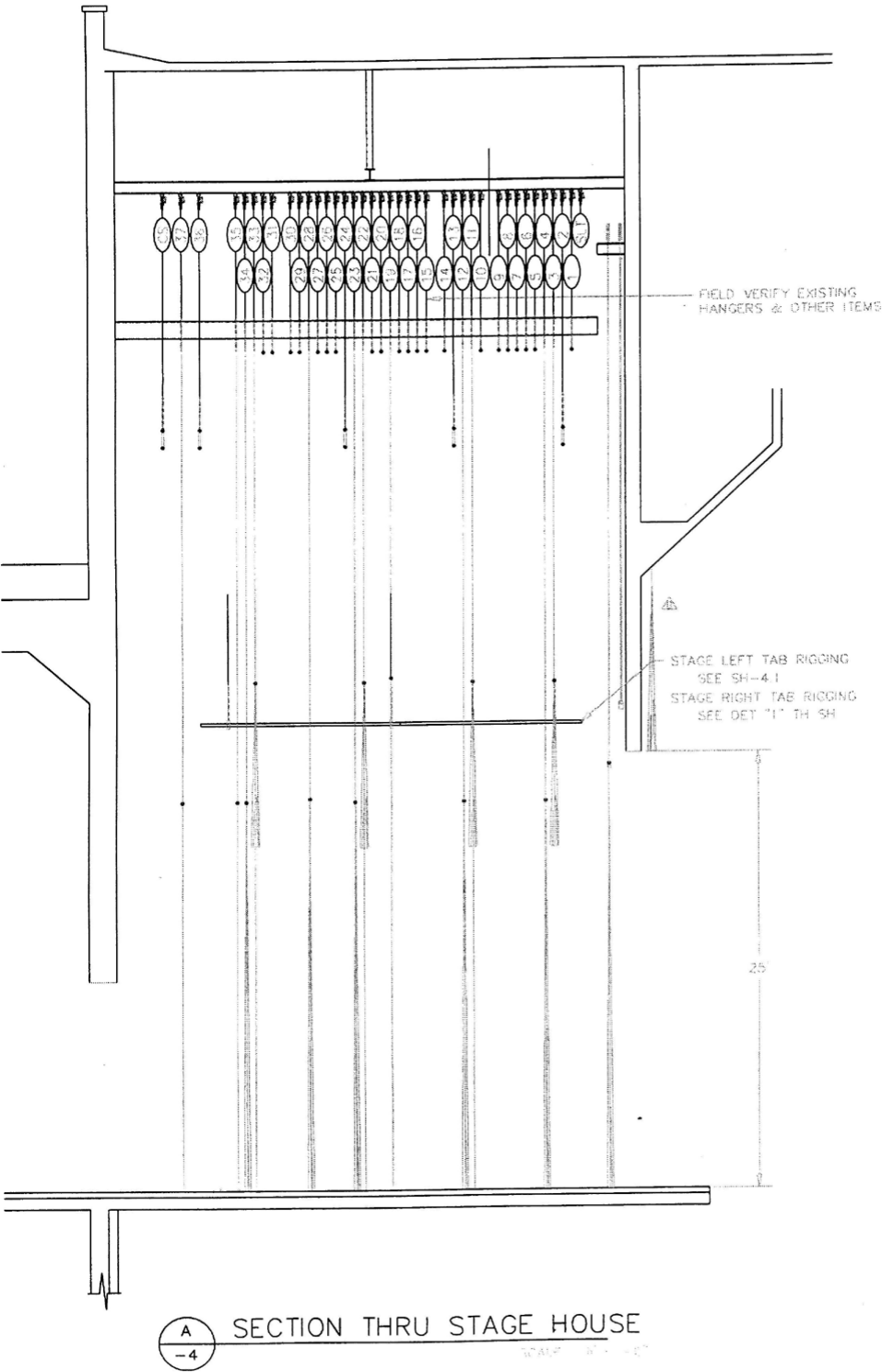
## **Concert Shell**

Full stage coverage  
4 towers with doors onstage  
4 ceiling panels  
Full stage down lighting with no color

## Hanging Plot (Top-View)



Hanging Plot (Section)



## LINE SET SCHEDULE (11/04)

\*Note: Line Set Schedule subject to change.  
Please talk to Operations Manager for current information

40A	23'-11"	Cyclorama (Hemp Set)
40	23'-5"	Concert Shell Back Wall
39	22'-11"	Concert Lighting Strip
38A	22'-5"	(Hemp Set)
38	21'-11"	
37	21'-5"	Concert Shell Ceiling
36	20'-11"	
35	20'-5"	
34	19'-11"	Legs
33	18'-11"	Border
32	18'-5"	Concert Lighting Strips
31	17'-11"	
30	17'-5"	
29	16'-11"	
28	16'-5"	#3 Electric
27	15'-11"	
26	15'-5"	Concert Shell Ceiling
25	14'-11"	Legs
24	14'-5"	Border
23	13'-11"	
22	13'-5"	
21	12'-11"	
20	12'-5"	Concert Lighting Strips
19	11'-11"	
18	11'-5"	
17	10'-5"	#2 Electric
16	9'-11"	
15	9'-5"	Concert Shell Ceiling
14	8'-11"	
13	8'-5"	Legs
12	7'-11"	Border
11	7'-5"	Stage Right Side Tab
10	6'-11"	
9	6'-5"	Concert Lighting Strips
8	5'-11"	
7	5'-5"	
6	4'-11"	
5	4'-5"	Legs
4	3'-11"	#1 Electric
3	3'-5"	Concert Shell Ceiling
2A	3'-2"	Legs (spotted)
2	2'-11"	Border
1	2'-5"	Stage Left Side Tab
0		DATUM LINE (back of proscenium)

**Notes:** All Legs, border and electrics may be moved if required (and must be restored after the event). All concert shell-ceiling panels and the concert shell back wall cannot be moved. Concert electric strips may be used but if anything is required to be moved, it all must be restored.

### **Wardrobe**

1-25' x 38' room basement level adjacent to dressing rooms  
2 washers and 2 dryers coin operated basement level  
1 Clothing steamer  
1- Iron and Ironing board  
6- Wardrobe Hanging Racks

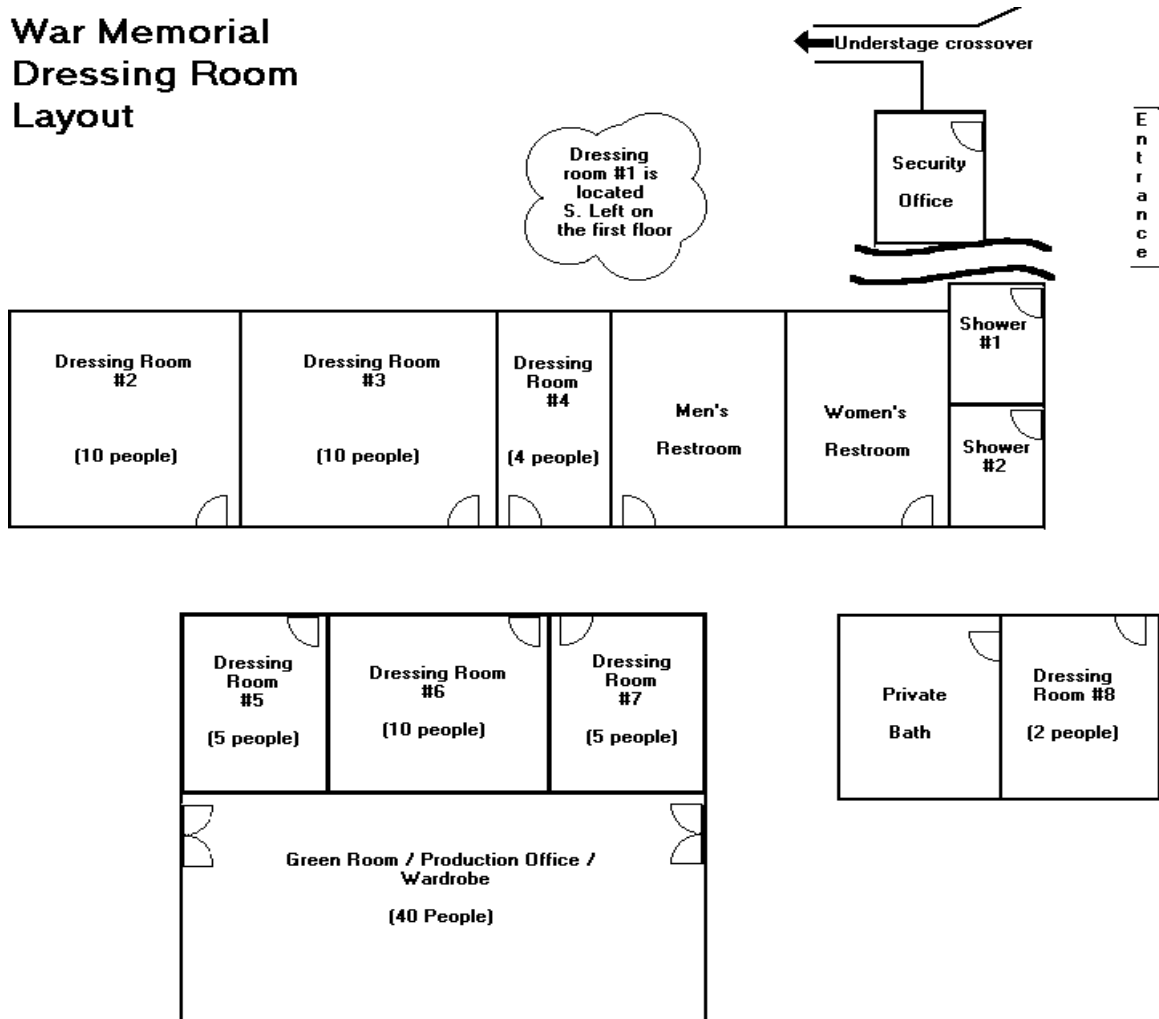
### **Dressing Rooms**

**Stage Level:** #1-3 mirror spaces with private restroom

**Basement Level:** #2-10 mirror spaces w/ sink  
#3-10 mirror spaces w/ sink  
#4-4 mirror spaces w/ sink  
#5-5 mirror spaces w/ sink  
#6-10 mirror spaces w/ sink  
#7-5 mirror spaces w/ sink  
#8-2 mirror spaces w/ private restroom  
2 common restrooms  
2 single showers



## War Memorial Dressing Room Layout



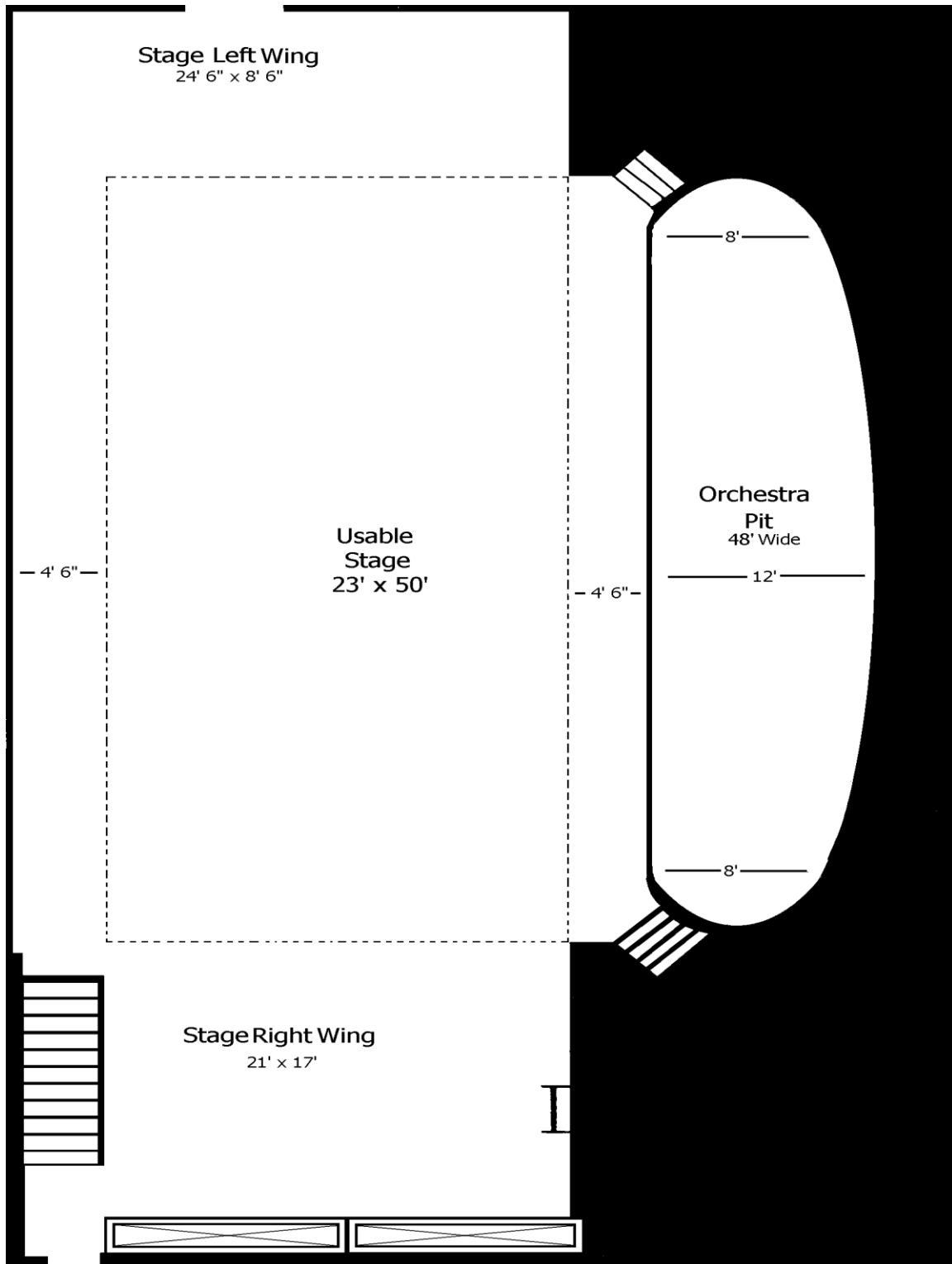
### **Company and Stage Management**

A separate office is available on request.

**Contact phone numbers at the War Memorial**

Operations Manager	Bill Nutter 609-943-9921 609-777-1872
Dressing Room 1	609-984-9267
Backstage:	609-984-9577
Administrative Office:	609-984-8484
Administrative Fax:	609-292-7636
Box Office:	609-984-8400
Union Stagehands:	Local 8 IATSE
Steward:	Chris Day Tel: 856-905-6045
Union Business Agent:	Michael Barnes Tel: 1-800-732-9335

# Patriots Theater Stage Layout



## George Washington Ballroom Layout

