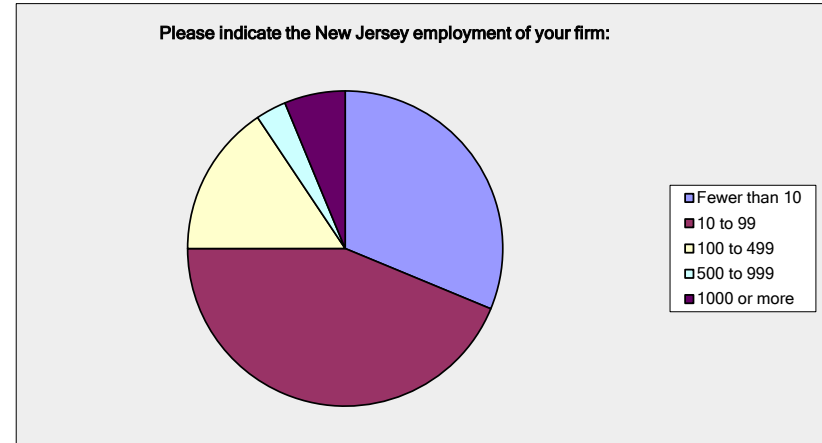


New Jersey Business Pulse January

Please indicate the New Jersey employment of your firm:

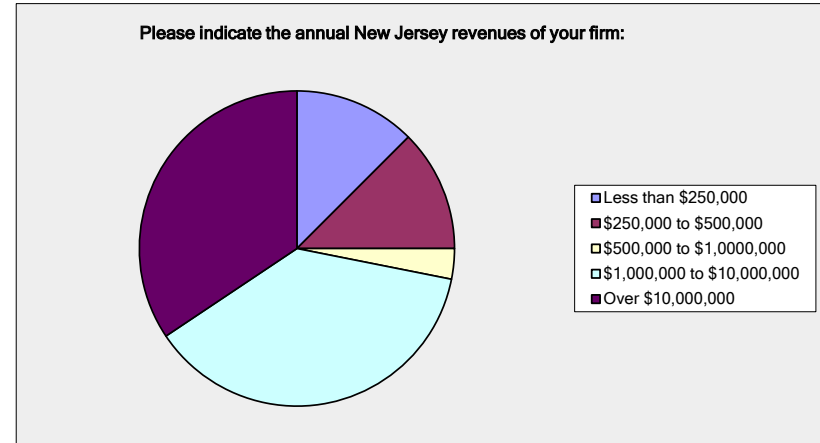
Answer Options	Response Percent	Response Count
Fewer than 10	31.3%	10
10 to 99	43.8%	14
100 to 499	15.6%	5
500 to 999	3.1%	1
1000 or more	6.3%	2
<i>answered question</i>		32
<i>skipped question</i>		0



New Jersey Business Pulse January

Please indicate the annual New Jersey revenues of your firm:

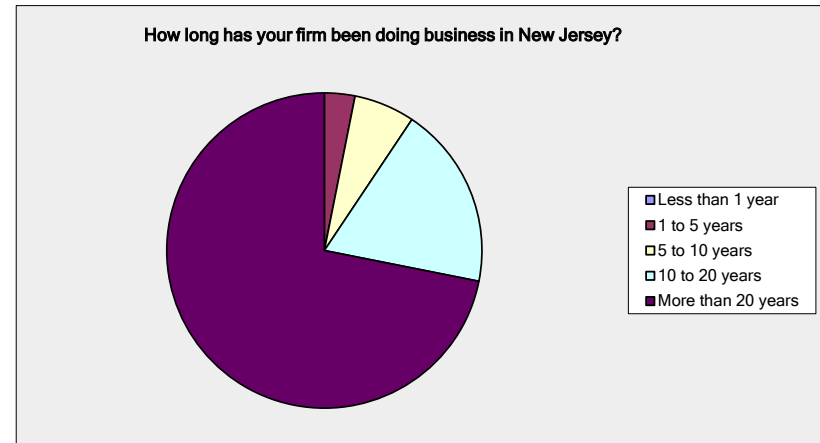
Answer Options	Response Percent	Response Count
Less than \$250,000	12.5%	4
\$250,000 to \$500,000	12.5%	4
\$500,000 to \$1,000,000	3.1%	1
\$1,000,000 to \$10,000,000	37.5%	12
Over \$10,000,000	34.4%	11
<i>answered question</i>		32
<i>skipped question</i>		0



New Jersey Business Pulse January

How long has your firm been doing business in New Jersey?

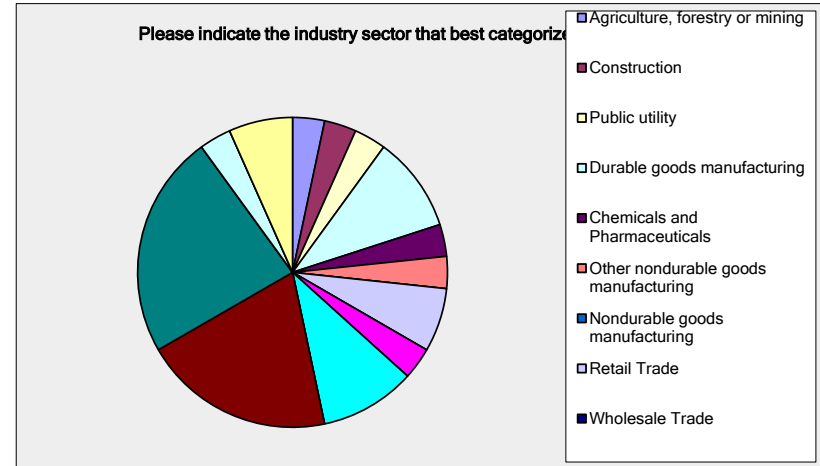
Answer Options	Response Percent	Response Count
Less than 1 year	0.0%	0
1 to 5 years	3.1%	1
5 to 10 years	6.3%	2
10 to 20 years	18.8%	6
More than 20 years	71.9%	23
<i>answered question</i>		32
<i>skipped question</i>		0



New Jersey Business Pulse January

Please indicate the industry sector that best categorizes your company:

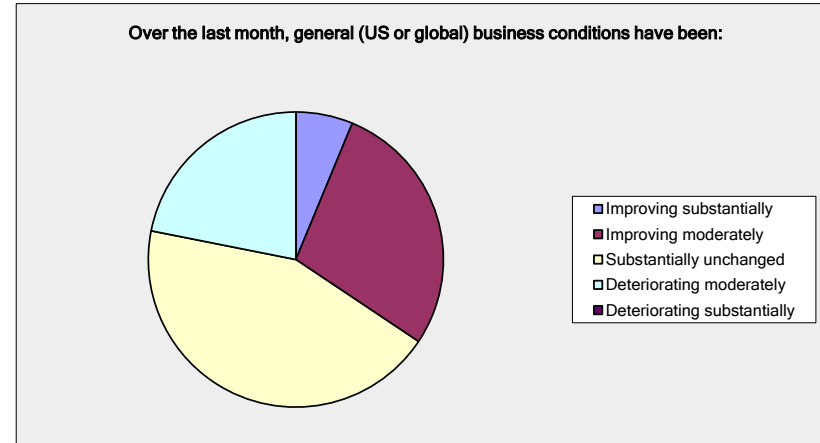
Answer Options	Response Percent	Response Count
Agriculture, forestry or mining	3.1%	1
Construction	3.1%	1
Public utility	3.1%	1
Durable goods manufacturing	9.4%	3
Chemicals and Pharmaceuticals	3.1%	1
Other nondurable goods manufacturing	3.1%	1
Nondurable goods manufacturing	0.0%	0
Retail Trade	6.3%	2
Wholesale Trade	0.0%	0
Transportation and warehousing	3.1%	1
Information (including broadcasting and	0.0%	0
Finance and Insurance	9.4%	3
Real Estate	0.0%	0
Professional, scientific and technical services	18.8%	6
Consulting	21.9%	7
Administrative and office services (including waste	0.0%	0
Education	0.0%	0
Health Care and social services	3.1%	1
Arts, entertainment and recreation	0.0%	0
Accommodation and food services	6.3%	2
Other	6.3%	2
answered question		32
skipped question		0
		0



New Jersey Business Pulse January

Over the last month, general (US or global) business conditions have been:

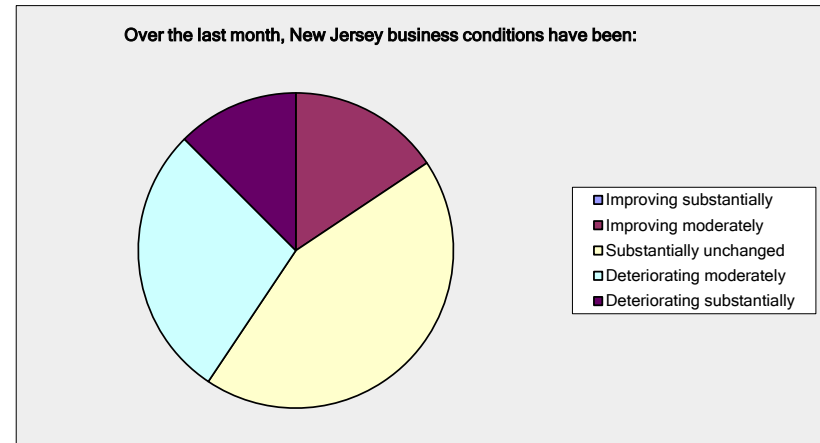
Answer Options	Response Percent	Response Count
Improving substantially	6.3%	2
Improving moderately	28.1%	9
Substantially unchanged	43.8%	14
Deteriorating moderately	21.9%	7
Deteriorating substantially	0.0%	0
<i>answered question</i>		32
<i>skipped question</i>		0



New Jersey Business Pulse January

Over the last month, New Jersey business conditions have been:

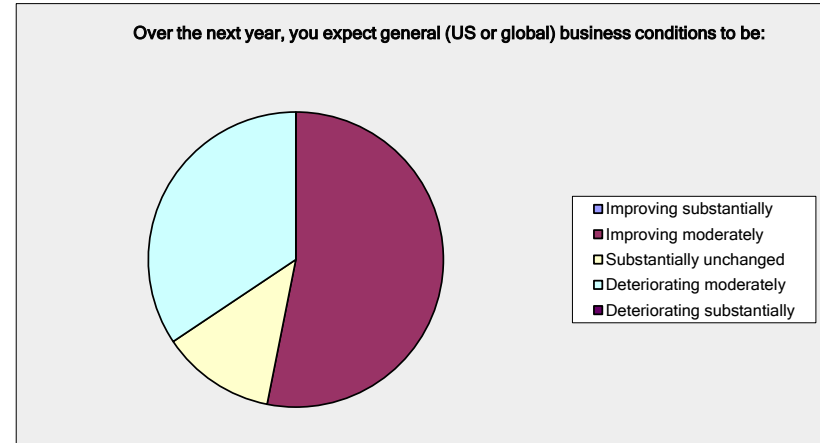
Answer Options	Response Percent	Response Count
Improving substantially	0.0%	0
Improving moderately	15.6%	5
Substantially unchanged	43.8%	14
Deteriorating moderately	28.1%	9
Deteriorating substantially	12.5%	4
<i>answered question</i>		32
<i>skipped question</i>		0



New Jersey Business Pulse January

Over the next year, you expect general (US or global) business conditions to be:

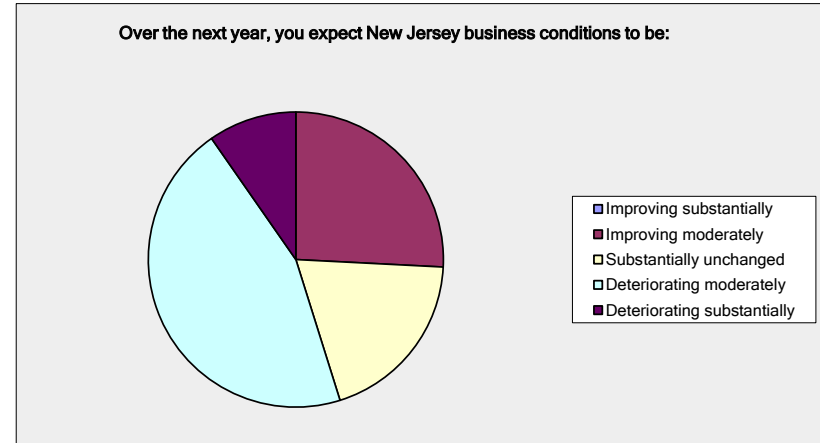
Answer Options	Response Percent	Response Count
Improving substantially	0.0%	0
Improving moderately	53.1%	17
Substantially unchanged	12.5%	4
Deteriorating moderately	34.4%	11
Deteriorating substantially	0.0%	0
<i>answered question</i>		32
<i>skipped question</i>		0



New Jersey Business Pulse January

Over the next year, you expect New Jersey business conditions to be:

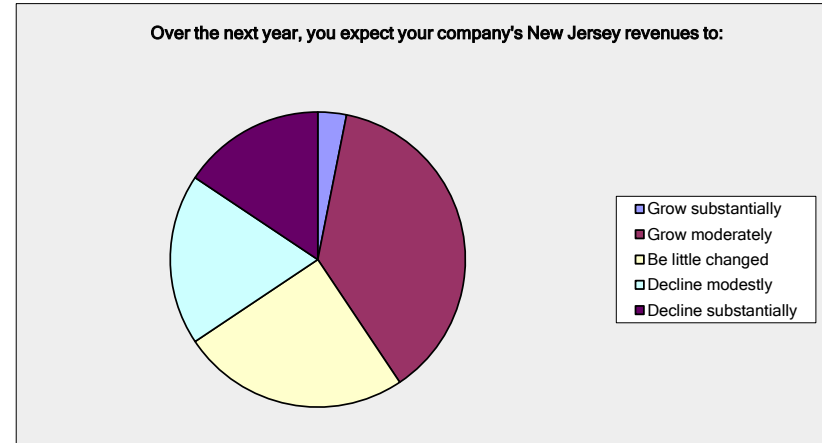
Answer Options	Response Percent	Response Count
Improving substantially	0.0%	0
Improving moderately	25.8%	8
Substantially unchanged	19.4%	6
Deteriorating moderately	45.2%	14
Deteriorating substantially	9.7%	3
<i>answered question</i>		31
<i>skipped question</i>		1



New Jersey Business Pulse January

Over the next year, you expect your company's New Jersey revenues to:

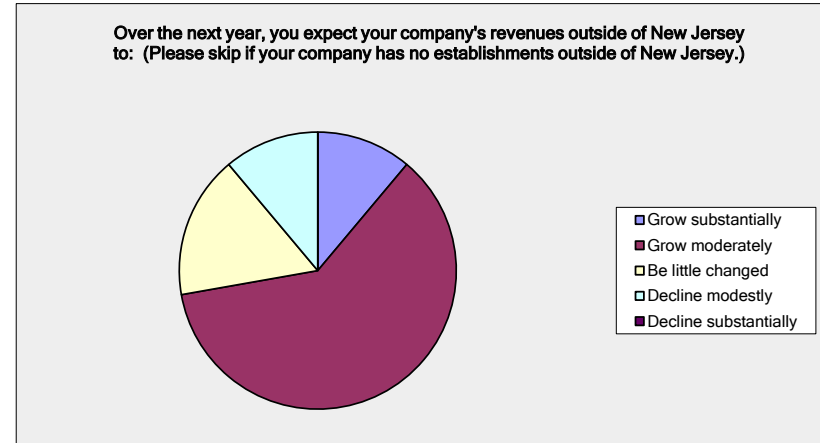
Answer Options	Response Percent	Response Count
Grow substantially	3.1%	1
Grow moderately	37.5%	12
Be little changed	25.0%	8
Decline modestly	18.8%	6
Decline substantially	15.6%	5
answered question		32
skipped question		0



New Jersey Business Pulse January

Over the next year, you expect your company's revenues outside of New Jersey to:
(Please skip if your company has no establishments outside of New Jersey.)

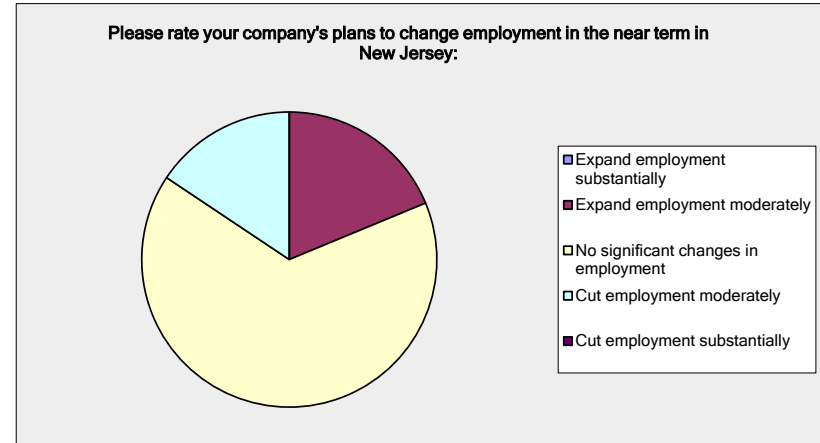
Answer Options	Response Percent	Response Count
Grow substantially	11.1%	2
Grow moderately	61.1%	11
Be little changed	16.7%	3
Decline modestly	11.1%	2
Decline substantially	0.0%	0
<i>answered question</i>		18
<i>skipped question</i>		14



New Jersey Business Pulse January

Please rate your company's plans to change employment in the near term in New Jersey:

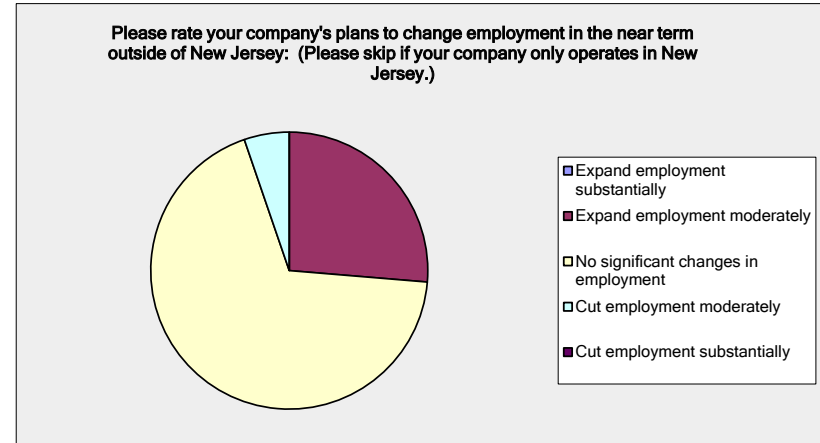
Answer Options	Response Percent	Response Count
Expand employment substantially	0.0%	0
Expand employment moderately	18.8%	6
No significant changes in employment	65.6%	21
Cut employment moderately	15.6%	5
Cut employment substantially	0.0%	0
<i>answered question</i>		32
<i>skipped question</i>		0



New Jersey Business Pulse January

Please rate your company's plans to change employment in the near term outside of New Jersey: (Please skip if your company only operates in New Jersey.)

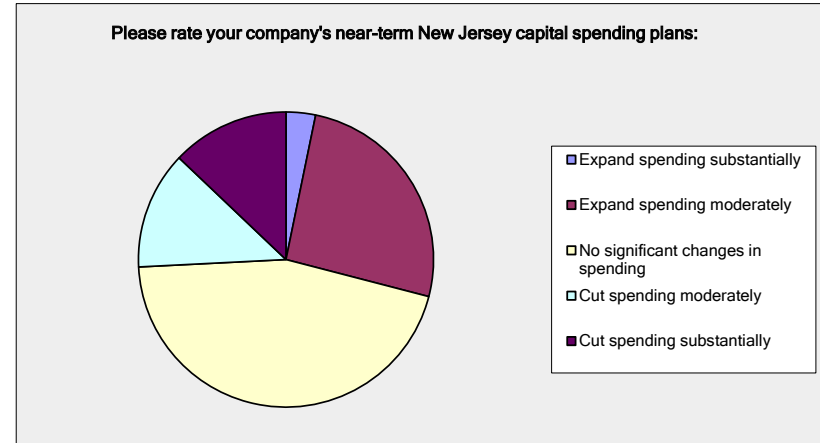
Answer Options	Response Percent	Response Count
Expand employment substantially	0.0%	0
Expand employment moderately	26.3%	5
No significant changes in employment	68.4%	13
Cut employment moderately	5.3%	1
Cut employment substantially	0.0%	0
<i>answered question</i>		19
<i>skipped question</i>		13



New Jersey Business Pulse January

Please rate your company's near-term New Jersey capital spending plans:

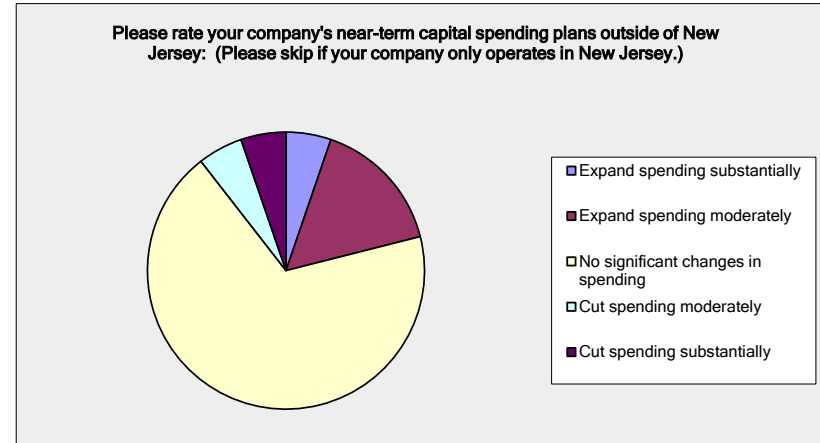
Answer Options	Response Percent	Response Count
Expand spending substantially	3.2%	1
Expand spending moderately	25.8%	8
No significant changes in spending	45.2%	14
Cut spending moderately	12.9%	4
Cut spending substantially	12.9%	4
<i>answered question</i>		31
<i>skipped question</i>		1



New Jersey Business Pulse January

Please rate your company's near-term capital spending plans outside of New Jersey:
(Please skip if your company only operates in New Jersey.)

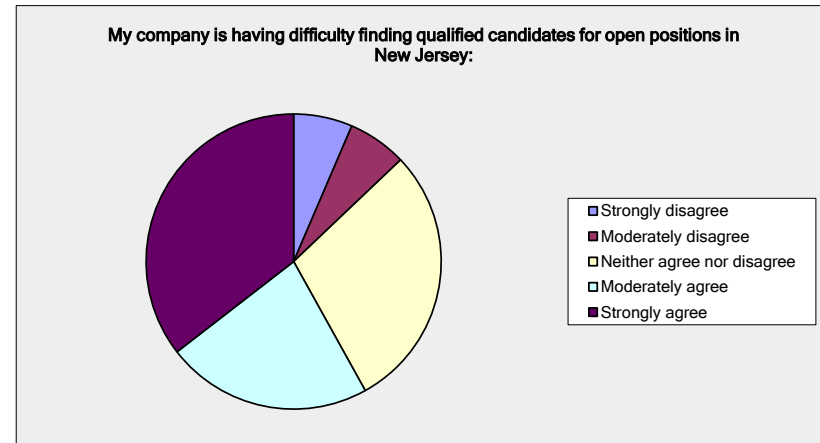
Answer Options	Response Percent	Response Count
Expand spending substantially	5.3%	1
Expand spending moderately	15.8%	3
No significant changes in spending	68.4%	13
Cut spending moderately	5.3%	1
Cut spending substantially	5.3%	1
<i>answered question</i>		19
<i>skipped question</i>		13



New Jersey Business Pulse January

My company is having difficulty finding qualified candidates for open positions in New Jersey:

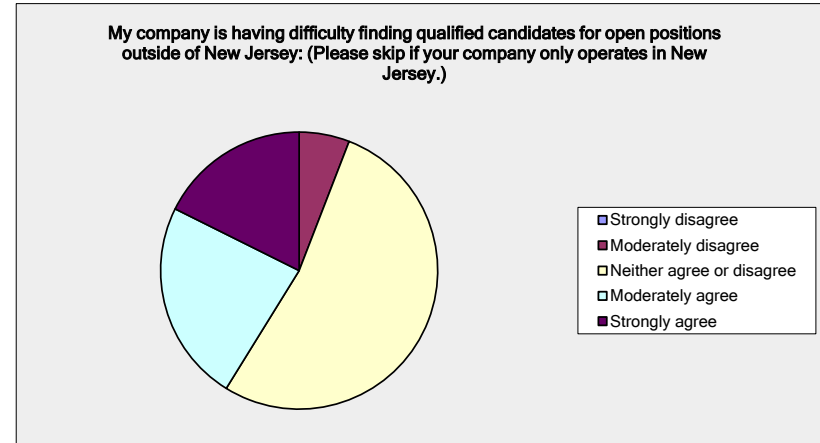
Answer Options	Response Percent	Response Count
Strongly disagree	6.5%	2
Moderately disagree	6.5%	2
Neither agree nor disagree	29.0%	9
Moderately agree	22.6%	7
Strongly agree	35.5%	11
<i>answered question</i>		31
<i>skipped question</i>		1



New Jersey Business Pulse January

My company is having difficulty finding qualified candidates for open positions outside of New Jersey: (Please skip if your company only operates in New Jersey.)

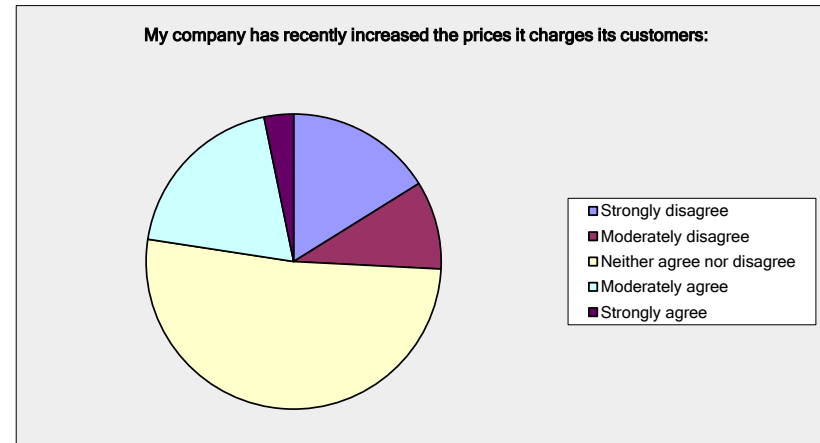
Answer Options	Response Percent	Response Count
Strongly disagree	0.0%	0
Moderately disagree	5.9%	1
Neither agree or disagree	52.9%	9
Moderately agree	23.5%	4
Strongly agree	17.7%	3
<i>answered question</i>		17
<i>skipped question</i>		15



New Jersey Business Pulse January

My company has recently increased the prices it charges its customers:

Answer Options	Response Percent	Response Count
Strongly disagree	16.1%	5
Moderately disagree	9.7%	3
Neither agree nor disagree	51.6%	16
Moderately agree	19.4%	6
Strongly agree	3.2%	1
<i>answered question</i>		31
<i>skipped question</i>		1



New Jersey Business Pulse January

My company has recently paid more for the products and services it uses:

Answer Options	Response Percent	Response Count
Strongly disagree	0.0%	0
Moderately disagree	3.3%	1
Neither agree nor disagree	33.3%	10
Moderately agree	40.0%	12
Strongly agree	23.3%	7
<i>answered question</i>		30
<i>skipped question</i>		2

