

SCOPE OF WORK

Roof Replacement – Vocational Building

Garden State Youth Correctional Facility
Chesterfield, Burlington County, NJ


Project No. C1085-00

STATE OF NEW JERSEY

Honorable Philip D. Murphy, Governor
Honorable Tahesha L. Way, Lt. Governor

DEPARTMENT OF THE TREASURY

Elizabeth Maher Muoio, Treasurer



DIVISION OF PROPERTY MANAGEMENT AND CONSTRUCTION

Christopher Chianese, Director

Date: February 22, 2024

TABLE OF CONTENTS

SECTION	PAGE
I. OBJECTIVE	4
II. CONSULTANT QUALIFICATIONS	4
A. CONSULTANT & SUB-CONSULTANT PRE-QUALIFICATIONS.....	4
III. PROJECT BUDGET	4
A. CONSTRUCTION COST ESTIMATE (CCE)	4
B. CURRENT WORKING ESTIMATE (CWE)	5
C. CONSULTANT’S FEES	5
IV. PROJECT SCHEDULE	5
A. SCOPE OF WORK DESIGN & CONSTRUCTION SCHEDULE	5
B. CONSULTANT’S PROPOSED DESIGN & CONSTRUCTION SCHEDULE	6
V. PROJECT SITE LOCATION & TEAM MEMBERS.....	6
A. PROJECT SITE ADDRESS.....	6
B. PROJECT TEAM MEMBER DIRECTORY	7
1. DPMC Representative:	7
2. Department of Corrections:.....	7
VI. PROJECT DEFINITION	7
A. BACKGROUND	7
B. FUNCTIONAL DESCRIPTION OF THE BUILDING.....	7
VII. CONSULTANT DESIGN RESPONSIBILITIES.....	8
A. NEW ROOF DESIGN REQUIREMENTS	8
B. HAZARDOUS BUILDING MATERIALS.....	11
C. ROOF MONITOR	13
D. EMERGENCY REPAIRS	14
E. DESIGN MEETINGS & PRESENTATIONS.....	14
F. EXISTING DOCUMENTATION	15
VIII. PERMITS & APPROVALS.....	15
A. NJ UNIFORM CONSTRUCTION CODE PLAN REVIEW AND PERMIT.....	15
B. OTHER REGULATORY AGENCY PERMITS, CERTIFICATES AND APPROVALS.....	18
IX. ENERGY REBATE AND INCENTIVE PROGRAMS	19

X. ALLOWANCES 19

- A. PLAN REVIEW AND PERMIT FEE ALLOWANCE..... 19
 - 1. Permits: 19
 - 2. Permit Costs:..... 19
 - 3. Applications: 20
 - 4. Consultant Fee: 20
- B. HAZARDOUS MATERIALS TESTING AND REPORT ALLOWANCE 20
- C. HAZARDOUS MATERIALS ABATEMENT DESIGN ALLOWANCE 20
- D. HAZARDOUS MATERIALS CONSTRUCTION ADMINISTRATION ALLOWANCE 21
- E. ROOF MONITOR ALLOWANCE..... 21

XI. SOW SIGNATURE APPROVAL SHEET 22

XII. CONTRACT DELIVERABLES 23

XIII. EXHIBITS..... 23

- A. SAMPLE PROJECT SCHEDULE FORMAT
- B. PROJECT SITE LOCATION MAP
- C. PHOTOS
- D. RULES AND REGULATIONS REGARDING OUTSIDE CONTRACTORS

I. OBJECTIVE

The objective of this project is remove and replace approximately 76,000 square feet of roofing system and eliminate all existing sky lights (approximately 87 sky lights) on the Vocational / Industrial Building No.10 at the Garden State Youth Correction Facility (GSYCF) in Chesterfield, NJ.

II. CONSULTANT QUALIFICATIONS

A. CONSULTANT & SUB-CONSULTANT PRE-QUALIFICATIONS

The Consultant shall be a firm pre-qualified with the Division of Property Management & Construction (DPMC) in the following discipline(s):

- **P035 Roofing Consultant**

The Consultant shall also have in-house capabilities or Sub-Consultants pre-qualified with DPMC in:

- **P007 Structural Engineering**
- **P025 Estimating/Cost Analysis**
- **P028 Roof Inspection**
- **P037 Asbestos Design**
- **P038 Asbestos Safety Control Monitoring**
- **P065 Lead Paint Evaluation**

As well as, **any and all** other Architectural, Engineering and Specialty Disciplines necessary to complete the project as described in this Scope of Work (SOW).

III. PROJECT BUDGET

A. CONSTRUCTION COST ESTIMATE (CCE)

The initial Construction Cost Estimate (CCE) for this project is \$ 3,150,000.

The Consultant shall review this Scope of Work and provide a narrative evaluation and analysis of the accuracy of the proposed project CCE in its technical proposal based on its professional experience and opinion.

B. CURRENT WORKING ESTIMATE (CWE)

The Current Working Estimate (CWE) for this project is \$ 4,365,000.

The CWE includes the construction cost estimate and all consulting, permitting and administrative fees.

The CWE is the client agency’s financial budget based on this project Scope of Work and shall not be exceeded during the design and construction phases of the project unless DPMC approves the change in Scope of Work through a Contract amendment.

C. CONSULTANT’S FEES

The construction cost estimate for this project *shall not* be used as a basis for the Consultant’s design and construction administration fees. The Consultant’s fees shall be based on the information contained in this Scope of Work document and the observations made and/or the additional information received during the pre-proposal meeting.

IV. PROJECT SCHEDULE

A. SCOPE OF WORK DESIGN & CONSTRUCTION SCHEDULE

The following schedule identifies the estimated design and construction phases for this project and the estimated durations.

PROJECT PHASE	ESTIMATED DURATION (Calendar Days)
1. Site Access Approvals & Schedule Design Kick-off Meeting	14
2. Design Development Phase	42
• <i>Project Team & DPMC Plan/Code Unit Review & Comment</i>	14
3. Final Design Phase	42
• <i>Project Team & DPMC Plan/Code Unit Review & Approval</i>	14
4. Final Design Re-Submission to Address Comments	7
• <i>Project Team & DPMC Plan/Code Unit Review & Approval</i>	14
5. DCA Submission Plan Review	30
6. Permit Application Phase	7
• <i>Issue Plan Release</i>	

7. Bid Phase	42
8. Award Phase	28
9. Construction Phase	180
10. Project Close Out Phase	30

B. CONSULTANT’S PROPOSED DESIGN & CONSTRUCTION SCHEDULE

The Consultant shall submit a project design and construction schedule with its technical proposal that is similar in format and detail to the schedule depicted in **Exhibit ‘A’**. The schedule developed by the Consultant shall reflect its recommended project phases, phase activities, activity durations.

A written narrative shall also be included with the technical proposal explaining the schedule submitted and the reasons why and how it can be completed in the time frame proposed by the Consultant.

This schedule and narrative will be reviewed by the Consultant Selection Committee as part of the evaluation process and will be assigned a score commensurate with clarity and comprehensiveness of the submission.

V. PROJECT SITE LOCATION & TEAM MEMBERS

A. PROJECT SITE ADDRESS

The location of the project site is:

Garden State Youth Correctional Facility
Hogback Road
Chesterfield, NJ

See **Exhibit ‘B’** for the project site location map.

B. PROJECT TEAM MEMBER DIRECTORY

The following are the names, addresses, and phone numbers of the Project Team members.

1. DPMC Representative:

Name: Michael Ferrara, Project Manager
Address: Division of Property Management & Construction
20 West State Street, 3rd Floor
Trenton, NJ 08608-1206
Phone No: (609) 256-2586
E-Mail No: Michael.Ferrara@treas.nj.gov

2. Department of Corrections:

Name: Drew Pangaldi, Project Manager
Address: Department of Corrections
Whittlesey Road, PO Box 863
West Trenton, NJ 08625
Phone No: (609) 292-4036 ext. 5270
E-Mail No: drew.pangaldi@doc.nj.gov

VI. PROJECT DEFINITION

A. BACKGROUND

The Garden State Youth Correctional Facility was constructed in 1966 and is situated on approximately 113 acres of land located on Hogback Road in Chesterfield Township. It houses over 1,800 inmates and has a staff of over 460 personnel. It serves as the Central Reception and Diagnostic Unit for all adult males entering the New Jersey Department of Corrections (DOC) system, as well as a facility for holding younger, first time offenders. See **Exhibit 'B'** for the facility site map.

B. FUNCTIONAL DESCRIPTION OF THE BUILDING

The Vocational / Industrial Building No.10 has a total of approximately 76,000 square feet of roofing system, at the Garden State Youth Correction Facility (GSYCF) in Chesterfield, NJ

There are approximately 87 skylights on the roof that the facility desires to be eliminated and removed.

VII. CONSULTANT DESIGN RESPONSIBILITIES

A. NEW ROOF DESIGN REQUIREMENTS

The Consultant shall provide the Design, Construction Administration, Permitting and Bid/Award services to remove and replace approximately 76,000 square feet of a built up roofing system and eliminate all existing sky lights on the Vocational / Industrial Building at the Garden State Youth Correction Facility (GSYCF) in Chesterfield, NJ.

1. Roof System Removal:

The existing roof system, insulation, flashings, and related trims shall be completely removed to the original decking and legally disposed. The removal of the existing roof system shall be coordinated with the installation of the new roof to prevent exposure to weather conditions and potential water infiltration into the building.

Design documents shall identify all requirements for safety devices, dumpster location, chutes or other methods of roofing material removal, protection from exposure to the weather, protection of property and personnel, building access routes and circulation patterns, contractor use of the premises, parking, security procedures, equipment and materials storage, waste disposal, etc.

2. Caulking & Joint Sealants:

All appropriate roof deck joint sealants shall be removed and replaced with high performance sealant as part of the roof system. The design shall include the cleaning, priming, and installation of new sealants with new backer rods and bond breakers.

Examine and measure all exterior joints and calculate the required joint width(s). Design for widening joints as required.

Observe the installation of the sealant joints, performing pull tests for cohesion and adhesion on a random sampling of each joint type.

Specify that the sealant manufacturer must provide a warranty for a minimum of twenty (20) years for any repairs to maintain joints in a leak free condition and at no cost to the State.

3. Insulation:

Provide new high-density rigid insulation boards that comply with current energy code requirements. Ensure the roofing system manufacturer approves the method of fastening the insulation board to the roof deck system.

Flat roofs shall be avoided by using tapered insulation to promote positive drainage to the roof drains. Incorporate a roof design that shall slope a minimum of ¼” per foot (½” per foot preferred).

DPMC does not permit Urethane material insulation due to a history of gas release and bubbling under the roofing ply layer(s).

4. New Roofing System Criteria:

Provide the design for the new roofing system in accordance with the requirements of the roofing manufacturer.

The manufacturer of the roofing system shall have no less than five (5) years successful experience in producing the materials required for this project. Membrane, flashing, and adhesive shall be the single product of a standard manufacturer.

The roofing system shall be in accordance with the latest ASHRAE 90.1 (Adopted Edition) energy standards.

The roofing system shall be in compliance with the “Factory Mutual Research Corp” (FMRC) standards and must meet all requirements of Factory Mutual I-90 classification for wind uplift.

The Contractor shall supply only a U.L. Class “A” fire rated roofing system.

If the roofing system and/or related components are not a replacement in kind, then the Consultant shall submit a signed and sealed calculations to the DPMC Design and Code Review Unit Manager verifying that the existing roof structure can support all loads of the new roofing system and components per current code requirements.

5. Flashing:

All rooftop HVAC curbing, parapet walls, conduit, pipe supports, pipe vents, roof hatch, ventilation fans, and other roof penetrations must have new flashing installed as part of this project.

All pipe flashings are to be pre-molded and provided with stainless steel pipe clamps at each penetration.

6. Parapet Walls & Coping:

Provide a design to repair or replace any damaged coping on the parapet walls as part of this project including design details to seal the coping joints.

7. Skylights:

Provide a design for the removal of all skylights on the Vocational building roof. Provide structural design as necessary to fill in roof openings to facilitate the new roofing system.

8. Walkways:

As applicable, provide new walkway protection from access points to and around all roof mounted HVAC units and/or other similar equipment requiring periodic servicing and any other trafficking areas. If existing walk pads are to be reused then verify that they are compatible with the new roofing system.

9. Roof Drains:

All drains shall be removed and reset or repositioned so that the drain is below the roof membrane surface. Provide for the interior cleaning, repair, replacement and additional drains as required and ensure that drainage water will be carried away from the building foundations, footings, lanes and sidewalks. Investigate the abandonment of leaking interior drain lines and the installation of new interior lines where access is impossible for repairs and/or replacement. Piping from HVAC units should properly discharge into drains.

Provide additional roof drains where required to eliminate standing or ponding water. New interior roof drain piping shall be designed to avoid interference with existing ductwork, structural members, and miscellaneous piping, electrical conduit, hangers, etc. The design documents shall include detailed information that describes the methods required to protect the furniture, equipment, and interior building finishes.

10. Night Seals:

Specify in the design documents that only as much roofing insulation, membrane, and flashing as can be made weather tight shall be installed each day. Install temporary water tight night seals around all exposed edges of the roofing assembly at the end of each work day and when work must be postponed due to inclement weather.

11. Fire Protection Program:

Address fire protection requirements during the demolition and installation of the roofing system. Language shall be included that states open flames such as propane torches, kettles, flame cutting, and welding cannot be used on the construction site until a fire watch program has been submitted by the Contractor and approved by the Consultant and Project Team members.

12. Allowable Roof System Installation:

The design documents shall specify the weather and temperature installation restrictions based on the roof system manufacturer’s recommendations.

13. Warranty:

The roofing manufacturer’s warranty shall be for a minimum of twenty (20) years.

14. Unit Prices:

If the total amount or quantity of repair work cannot be determined for a roof related item by the roof inspection process, then the Consultant shall include a “Unit Price” Section in Division 1 of the specification for that item. Items may include deteriorated concrete or metal decking, plywood sheathing, wood blocking or curbing, vapor barriers, interior roof drains, etc.

15. Contractor Use of the Premises:

Refer to **Exhibit ‘D’** to find “Rules and Regulations Regarding Outside Contractors” and work with the Project Team to add any additional special security and policy requirements that must be followed during all work conducted at the facility and include this information in Division 1 of the specification.

Develop procedures for personnel to access the project site and provide the names and phone numbers of approved escorts when needed.

B. HAZARDOUS BUILDING MATERIALS

Consultant shall survey the building(s) and, if deemed necessary, collect samples of materials that will be impacted by the construction/demolition activities and analyze them for the presence of hazardous materials including:

1. Asbestos in accordance with N.J.A.C. 5:23-8, Asbestos Hazard Abatement Subcode.
2. Lead in accordance with N.J.A.C. 5:17, Lead Hazard Evaluation and Abatement Code.
3. PCB’s in accordance with 40 CFR 761, Polychlorinated Biphenyls (PCBs) Manufacturing, Processing, Distribution in Commerce, and Use Prohibitions. Consultant shall engage a firm certified in the testing and analysis of materials containing PCB’s.
4. Mold

PROJECT NAME: Roof Replacement- Vocational Building
PROJECT LOCATION: Garden State Youth Correctional Facility
PROJECT NO: C1085-00
DATE: February 22, 2024

The Consultant shall engage the services of a Sub-Consultant, pre-qualified with DPMC in the P065 Lead Paint Evaluation/Inspection Specialty Discipline to produce a design document that stipulates construction safety procedures that adhere to applicable Federal and State regulations and that shall be incorporated into the project design documents.

A formal lead abatement shall not be conducted. Rather, the design document shall deal only with proposed lead base paint as may be encountered in areas of the building that will be affected by the construction of this project. It is intended that the construction Contractor for the project shall be responsible for any and all air or swab sampling during construction as may be required by law. The Sub-Consultant shall supervise said activity and sampling.

Consultant shall document their procedure, process and findings and prepare a “Hazardous Materials Survey Report” identifying building components impacted by construction activities requiring hazardous materials abatement. Consultant shall provide three copies of the “Hazardous Materials Survey Report” to the Project Manager.

Consultant shall estimate the cost of hazardous materials sample collection, testing, analysis and preparation of the Hazardous Materials Survey Report and include that amount in their fee proposal line item entitled “**Hazardous Materials Testing and Report Allowance**”, refer to paragraph X.B.

Based on the Hazardous Materials Survey Report, Consultant shall provide construction documents for abatement of the hazardous materials impacted by the work in accordance with the applicable code, subcode and Federal regulations.

Consultant shall estimate the cost to prepare construction documents for hazardous materials abatement and include that amount in their fee proposal line item entitled “**Hazardous Materials Abatement Design Allowance**”, refer to paragraph X.C.

Consultant shall estimate the cost to provide “Construction Monitoring and Administration Services” for hazardous materials abatement activities and include that amount in their fee proposal line item entitled “**Hazardous Materials Construction Administration Allowance**”, refer to paragraph X.D.

There shall be no “mark-up” of sub-consultant or subcontractor fees if sub-consultants or subcontractors are engaged to perform any of the work defined in paragraph VII.D “Hazardous Building Materials”. All costs associated with managing, coordinating, observing and administrating sub-consultants and subcontractors performing hazardous materials sampling, testing, analysis, report preparation, hazardous materials construction administration services shall be included in the consultant’s lump sum fee proposal.

C. ROOF MONITOR

The Consultant shall have in-house capabilities or a Sub-Consultant pre-qualified with DPMC in the P028 Roofing Inspection Specialty Discipline. The costs for the services provided by the roof monitor shall be included in their fee proposal line item entitled “**Roof Monitor Allowance**”, refer to paragraph X.E. A cost breakdown sheet shall accompany the fee proposal that identifies all costs associated with the Roof Monitoring services to be provided.

The Consultant shall provide a full time roof monitor during the installation of the roof systems on the buildings. The responsibilities of the roof monitor shall include, but not be limited to the following items:

1. Roof Monitor Inspections:

The Roof Monitor must continuously inspect and monitor the Contractor’s work on site and file a daily DPMC 605 Roofing Inspector’s Check List Form to ensure compliance with the contract documents. Photographs shall be included for reference. The report shall include weather conditions, number of workers, and the amount of roof removed and installed together with comments on each phase of work. Comments shall provide descriptions and information on project mobilization, material delivery, removal of existing roof system, preparation of the existing deck, installation of the new underlayment and/or insulation, sealant and adhesive applications, flashing, walkways, etc.

2. Inclement Weather:

The Consultant, in conjunction with the Roof Monitor, shall anticipate time losses due to seasonal inclement weather conditions such as rain, wind and low ambient temperatures and include these hours in the base bid of the fee proposal.

On the first day of inclement weather, the Roof Monitor will be entitled to four hours to visit the site and inspect the roofing system for potential roof leaks or damage. Additional time spent on the site during inclement weather will not be reimbursed unless directed by the Project Manager.

3. Unsatisfactory Work:

If the Roof Monitor determines that the roof Contractor is installing the roofing system improperly, he shall notify the Contractor to stop all work until the Consultant is notified and inspects the work for design conformity. If appropriate, provisions shall be made to seal the roof work area until the Consultant arrives and the installation issues are resolved.

If the Consultant determines that the installation does not meet the intentions of the design or indicates poor workmanship, he shall notify the Project Manager that he recommends the questionable roofing installation be removed and replaced properly. The Project Manager shall

then notify the Contractor verbally to take the recommended action and shall follow up with a written directive indicating the time and date the Contractor was notified.

4. Meetings:

The Consultant and Roof Monitor shall both attend the pre-construction conference and all periodic job progress meetings during the construction phase of the project.

D. EMERGENCY REPAIRS

The Consultant must include information in the contract documents that will address the Contractor's responsibility for repairs to the roofing system during the construction phase of the project. The information shall include, but not be limited to the following:

Stipulate in the contract documents that the Contractor shall perform all inspections and emergency repairs to all defects or leaks in the roofing system during construction within twenty four (24) hours of receipt of notice from the owner. Repairs shall include all labor, roofing materials, flashing, etc. When weather permits, all temporary repairs shall be redone and the roof restored to the standard of the original installation.

E. DESIGN MEETINGS & PRESENTATIONS

1. Design Meetings:

Conduct the appropriate number of review meetings with the Project Team members during each design phase of the project so they may determine if the project meets their requirements, question any aspect of the contract deliverables, and make changes where appropriate. The Consultant shall describe the philosophy and process used in the development of the design criteria and the various alternatives considered to meet the project objectives. Selected studies, sketches, cost estimates, schedules, and other relevant information shall be presented to support the design solutions proposed. Special considerations shall also be addressed such as: Contractor site access limitations, utility shutdowns and switchover coordination, phased construction and schedule requirements, security restrictions, available swing space, material and equipment delivery dates, etc.

It shall also be the responsibility of the Consultant to arrange and require all critical Sub-Consultants to be in attendance at the design review meetings.

Record the minutes of each design meeting and distribute within three (3) calendar days to all attendees and those persons specified to be on the distribution list by the Project Manager.

2. Design Presentations:

The minimum number of design presentations required for each phase of this project is identified below for reference:

Design Development Phase: One (1) oral presentation at phase completion.

Final Design Phase: One (1) oral presentation at phase completion.

F. EXISTING DOCUMENTATION

Copies of the following documents will be provided to each Consulting firm at the pre-proposal meeting to assist in the bidding process.

- (ODC Project C0635-00: **Various Roof Replacement at Garden State Reception and Youth Correctional Facility**, 2/24/2000, Elkin/Sobolta & Associates
- DPMC Project C0892-00: **Renovation, Islamic Office Garden State Youth Correctional Facility**, 31 January 2012, Lammey & Giorgio.
- **Garden State Correctional 2011 AHERA Report.**
- **Garden State Correctional Cover Letter Reports 2007 and 2011**
- **C0588-00 Garden State Facility Inventory 1995**

Review these documents and any additional information that may be provided at a later date such as reports, studies, surveys, equipment manuals, as-built drawings, etc. The State does not attest to the accuracy of the information provided and accepts no responsibility for the consequences of errors by the use of any information and material contained in the documentation provided. It shall be the responsibility of the Consultant to verify the contents and assume full responsibility for any determination or conclusion drawn from the material used. If the information provided is insufficient, the Consultant shall take the appropriate actions necessary to obtain the additional information required.

All original documentation shall be returned to the provider at the completion of the project.

VIII. PERMITS & APPROVALS

A. NJ UNIFORM CONSTRUCTION CODE PLAN REVIEW AND PERMIT

The project construction documents must comply with the latest adopted edition of the NJ Uniform Construction Code (NJUCC).

The latest NJUCC Adopted Codes and Standards can be found at:

<http://www.state.nj.us/dca/divisions/codes/codreg/>

1. NJ Uniform Construction Code (NJUCC) Plan Review

Consultant shall estimate the cost of the NJUCC Plan Review by DCA and include that amount in their fee proposal line item entitled “**Plan Review and Permit Fee Allowance**”, refer to paragraph X.A.

Upon approval of the Final Design Phase Submission by DPMC, the Consultant shall submit the construction documents to the Department of Community Affairs (DCA), Bureau of Construction Project Review to secure a complete plan release.

As of July 25, 2022, the Department of Community Affairs (DCA) is only accepting digital signatures and seals issued from a third party certificate authority. The DCA ePlans site can be found at:

<https://www.nj.gov/dca/divisions/codes/offices/ePlans.html>

Procedures for submission to the DCA Plan Review Unit can be found at:

https://www.state.nj.us/dca/divisions/codes/forms/pdf_bcpr/pr_app_guide.pdf

Consultant shall complete the “Project Review Application” and include the following on Block 5 as the “Owner’s Designated Agent Name”:

Joyce Spitale, DPMC
PO Box 235
Trenton, NJ 08625-0235
Joyce.Spitale@treas.nj.gov 609-943-5193

The Consultant shall complete the NJUCC “Plan Review Fee Schedule”, determine the fee due and pay the NJUCC Plan Review fees, refer to Paragraph X.A.

The NJUCC “Plan Review Fee Schedule” can be found at:

http://www.state.nj.us/dca/divisions/codes/forms/pdf_bcpr/pr_fees.pdf

2. NJ Uniform Construction Code Permit

Upon receipt of a complete plan release from the DCA Bureau of Construction Project Review, the Consultant shall complete the NJUCC permit application and all applicable technical sub-code sections. The “Agent Section” of the application and certification section of the building

sub-code section shall be signed. These documents, with **six (6) sets of DCA approved, signed and sealed construction documents** shall be forwarded to the DPMC Project Manager.

The Consultant may obtain copies of all NJUCC permit applications at the following website:

<http://www.state.nj.us/dca/divisions/codes/forms/>

All other required project permits shall be obtained and paid for by the Consultant in accordance with the procedures described in Paragraph VIII.B.

3. Prior Approval Certification Letters:

The issuance of a construction permit for this project may be contingent upon acquiring various “prior approvals” as defined by N.J.A.C. 5:23-1.4. It is the Consultant’s responsibility to determine which prior approvals, if any, are required. The Consultant shall submit a general certification letter to the DPMC Plan & Code Review Unit Manager during the Permit Phase of this project that certifies all required prior approvals have been obtained.

In addition to the general certification letter discussed above, the following specific prior approval certification letters, where applicable, shall be submitted by the Consultant to the DPMC Plan & Code Review Unit Manager: Soil Erosion & Sediment Control, Water & Sewer Treatment Works Approval, Coastal Areas Facilities Review, Compliance of Underground Storage Tank Systems with N.J.A.C. 7:14B, Pinelands Commission, Highlands Council, Well Construction and Maintenance; Sealing of Abandoned Wells with N.J.A.C. 7:9D, Certification that all utilities have been disconnected from structures to be demolished, Board of Health Approval for Potable Water Wells, Health Department Approval for Septic Systems. It shall be noted that in accordance with N.J.A.C. 5:23-2.15(a)5, a permit cannot be issued until the letter(s) of certification is received.

4. Multi-building or Multi-site Permits:

A project that involves many buildings and/or sites requires that a separate permit shall be issued for each building or site. The Consultant must determine the construction cost estimate for *each* building and/or site location and submit that amount where indicated on the permit application.

5. Special Inspections:

In accordance with the requirements of the New Jersey Uniform Construction Code N.J.A.C. 5:23-2.20(b), Bulletin 03-5 and Chapter 17 of the International Building Code, the Consultant shall be responsible for the coordination of all special inspections during the construction phase of the project.

Bulletin 03-5 can be found at:

http://www.state.nj.us/dca/divisions/codes/publications/pdf_bulletins/b_03_5.pdf

a. Definition:

Special inspections are defined as an independent verification by a certified special inspector for **Class I buildings and smoke control systems in any class building**. The special inspector is to be independent from the Contractor and responsible to the Consultant so that there is no possible conflict of interest.

Special inspectors shall be certified in accordance with the requirements in the New Jersey Uniform Construction Code.

b. Responsibilities:

The Consultant shall submit with the permit application, a list of special inspections and the agencies or special inspectors that will be responsible to carry out the inspections required for the project. The list shall be a separate document, on letter head, signed and sealed.

B. OTHER REGULATORY AGENCY PERMITS, CERTIFICATES AND APPROVALS

The Consultant shall identify and obtain all other State Regulatory Agency permits, certificates, and approvals that will govern and affect the work described in this Scope of Work. An itemized list of these permits, certificates, and approvals shall be included with the Consultant's Technical Proposal and the total amount of the application fees should be entered in the Fee Proposal line item entitled, "**Permit Fee Allowance.**"

The Consultant may refer to the Division of Property Management and Construction "Procedures for Architects and Engineers Manual", Paragraph "**9. REGULATORY AGENCY APPROVALS**" which presents a compendium of State permits, certificates, and approvals that may be required for this project.

The Consultant shall determine the appropriate phase of the project to submit the permit application(s) in order to meet the approved project milestone dates.

Where reference to an established industry standard is made, it shall be understood to mean the most recent edition of the standard unless otherwise noted. If an industry standard is found to be revoked, or should the standard have undergone substantial change or revision from the time that the Scope of Work was developed, the Consultant shall comply with the most recent edition of the standard.

IX. ENERGY REBATE AND INCENTIVE PROGRAMS

The Consultant shall review any and all programs on the State and Federal level to determine if any proposed upgrades to the mechanical and/or electrical equipment and systems for this project qualify for approved rebates and incentives.

The Consultant shall review the programs available on the “New Jersey’s Clean Energy Program” website at: <http://www.njcleanenergy.com> as well as federal websites and New Jersey electric and gas utility websites to determine if and how they can be applied to this project.

The Consultant shall identify all applicable rebates and incentives in their technical proposal and throughout the design phase.

The Consultant shall be responsible to complete the appropriate registration forms and applications, provide any applicable worksheets, manufacturer’s specification sheets, calculations, attend meetings, and participate in all activities with designated representatives of the programs and utility companies to obtain the entitled financial incentives and rebates for this project.

All costs associated with this work shall be estimated by the Consultant and the amount included in the base bid of its fee proposal.

X. ALLOWANCES

A. PLAN REVIEW AND PERMIT FEE ALLOWANCE

The Consultant shall obtain and pay for all of the project permits in accordance with the guidelines identified below.

1. Permits:

The Consultant shall determine the various permits, certificates, and approvals required to complete this project.

2. Permit Costs:

The Consultant shall estimate the application fee costs for all of the required project permits, certificates, and approvals (excluding the NJ Uniform Construction Code permit) and include that amount in its fee proposal line item entitled “**Plan Review and Permit Fee Allowance**”. A breakdown of each permit and application fee shall be attached to the fee proposal for reference.

NOTE: The NJ Uniform Construction Code permit is excluded since it will be paid for by the State.

3. Applications:

The Consultant shall complete and submit all permit applications to the appropriate permitting authorities and the costs shall be paid from the Consultant's permit fee allowance. A copy of the application(s) and the original permit(s) obtained by the Consultant shall be given to the DPMC Project Manager for distribution during construction.

4. Consultant Fee:

The Consultant shall determine what is required to complete and submit the permit applications, obtain supporting documentation, attend meetings, etc., and include the total cost in the base bid of its fee proposal under the "Permit Phase" column.

Any funds remaining in the permit allowance will be returned to the State at the close of the project.

B. HAZARDOUS MATERIALS TESTING AND REPORT ALLOWANCE

Consultant shall estimate the costs to complete the hazardous materials survey, sample collection, testing and analysis and preparation of a "Hazardous Materials Survey Report" noted in paragraph VII.C and enter that amount on their fee proposal line item entitled "**Hazardous Materials Testing and Report Allowance**". Consultant shall attach a detailed cost breakdown sheet for use by DPMC during the proposal review and potential fee negotiations. The cost breakdown sheet shall include, but not be limited to, the following information:

- Description of tasks and estimated cost for the following:
 - Sample collection
 - Sample testing
 - Preparation of an Hazardous Materials Survey Report

Any funds remaining in the Hazardous Materials Testing and Report Allowance will be returned to the State at the close of the project.

C. HAZARDOUS MATERIALS ABATEMENT DESIGN ALLOWANCE

Consultant shall estimate the costs to prepare construction documents for hazardous materials abatement noted in paragraph VII.C and enter that amount on their fee proposal line item entitled "**Hazardous Materials Abatement Design Allowance**". Consultant shall attach a detailed cost breakdown sheet for use by DPMC during the proposal review and potential fee negotiations. The cost breakdown sheet shall include a description of the tasks to be performed and the estimated cost of each task.

Any funds remaining in the Hazardous Materials Abatement Design Allowance will be returned to the State at the close of the project.

D. HAZARDOUS MATERIALS CONSTRUCTION ADMINISTRATION ALLOWANCE

Consultant shall estimate the cost to provide Construction Monitoring and Administration Services for hazardous materials abatement as noted in paragraph VII.C and enter that amount on their fee proposal line item entitled “**Hazardous Materials Construction Administration Allowance**”. Consultant shall attach a detailed cost breakdown sheet for use by DPMC during the proposal review and potential fee negotiations. The cost breakdown sheet shall include a description of the tasks to be performed and the estimated cost of each task.

Any funds remaining in the Hazardous Materials Construction Administration Allowance will be returned to the State at the close of the project.

E. ROOF MONITOR ALLOWANCE

The Consultant shall provide a full time roof monitor pre-qualified with DPMC in the P028 Roofing Inspection Specialty Discipline during the installation of the roof system on the building. See section VII, paragraph C of this Scope of Work for a description of services to be provided by a roof monitor.

The costs for the services provided by the roof monitor shall be included in the “**Roof Monitor Allowance**” of their fee proposal. A cost breakdown sheet shall accompany the fee proposal that identifies all costs associated with the Roof Monitoring services to be provided.

Any funds remaining in the Allowance shall be returned to the State at the end of the project.

PROJECT NAME: Roof Replacement- Vocational Building
PROJECT LOCATION: Garden State Youth Correctional Facility
PROJECT NO: C1085-00
DATE: February 22, 2024

XI. SOW SIGNATURE APPROVAL SHEET

This Scope of Work shall not be considered a valid document unless all signatures appear in each designated area below.

The client agency approval signature on this page indicates that they have reviewed the design criteria and construction schedule described in this project Scope of Work (including the subsequent contract deliverables and exhibits) and verifies that the work will not conflict with the existing or future construction activities of other projects at the site.

SOW PREPARED BY: Lucy Abraham 02/22/2024
LUCY IBRAHIM, PROJECT MANAGER DATE
DPMC PROJECT PLANNING & INITIATION

SOW APPROVED BY: James Wright 2/22/2024
JAMES WRIGHT, MANAGER DATE
DPMC PROJECT PLANNING & INITIATION

SOW APPROVED BY: Drew Pangaldi 2/27/24
DREW PANGALDI, PROJECT MANAGER DATE
DEPARTMENT OF CORRECTIONS

SOW APPROVED BY: Michael Ferrara 2/29/24
MICHAEL FERRARA, PROJECT MANAGER DATE
DPMC PROJECT MANAGEMENT GROUP

SOW APPROVED BY: Christopher Geary 2/29/24
CHRISTOPHER GEARY, ASST. DEPUTY DIRECTOR DATE
CONTRACTS & PROCURMENT

XII. CONTRACT DELIVERABLES

The following are checklists listing the Contract Deliverables that are required at the completion of each phase of this project. The Consultant shall refer to the DPMC publication entitled “Procedures for Architects and Engineers,” 3.0 Edition, dated September 2022 available at <https://www.nj.gov/treasury/dPMC/Assets/Files/ProceduresforArchitectsandEngineers.pdf> for a detailed description of the deliverables required for each submission item listed. References to the applicable paragraphs of the “Procedures for Architects and Engineers” are provided.

Note that the Deliverables Checklist may include submission items that are “S.O.W. Specific Requirements”. These requirements will be defined in the project specific scope of work and included on the deliverables checklist.

This project includes the following phases with the deliverables noted as “Required by S.O.W” on the Deliverables Checklist:

- **DESIGN DEVELOPMENT PHASE**
- **FINAL DESIGN PHASE**
- **PERMIT APPLICATION PHASE**
- **BIDDING AND CONTRACT AWARD**
- **CONSTRUCTION PHASE**
- **PROJECT CLOSE-OUT PHASE**

XIII. EXHIBITS

- A. SAMPLE PROJECT SCHEDULE FORMAT
- B. PROJECT SITE LOCATION MAP
- C. PHOTOS
- D. RULES AND REGULATIONS OUTSIDE CONTRACTORS

END OF SCOPE OF WORK

Deliverables Checklist Design Development Phase

A/E Name: _____

A/E Manual Reference	Submission Item	Required by S.O.W.		Previously Submitted		Enclosed	
		Yes	No	Yes	No	Yes	No
14.4.1.	A/E Statement of Site Visit						
14.4.2.	Narrative Description of Project						
14.4.3.	Building Code Information Questionnaire						
14.4.4.	Space Analysis						
14.4.5.	Special Features						
14.4.6.	Catalog Cuts						
14.4.7.	Site Evaluation						
14.4.8.	Subsurface Investigation						
14.4.9.	Surveys						
14.4.10.	Arts Inclusion						
14.4.11.	Design Rendering						
14.4.12.	Regulatory Approvals						
14.4.13.	Utility Availability						
14.4.14.	Drawings (6 Sets)						
14.4.15.	Outline Specifications (6 Sets)						
14.4.16.	Current Working Estimate/Cost Analysis						
14.4.17.	Project Schedule						
14.4.18.	Formal Presentation						
14.4.19.	Plan Review/Scope of Work Compliance Statement						
14.4.20.	Design development Phase Deliverables Checklist						
S.O.W. Reference	S.O.W. Specific Requirements						

This checklist shall be completed by the Design Consultant and included as the cover sheet of this submission to document to the DPMC the status of all the deliverables required by the project specific Scope of Work.

Consultant Signature

Date

Deliverables Checklist Final Design Phase

A/E Name: _____

A/E Manual Reference	Submission Item	Required by S.O.W.		Previously Submitted		Enclosed	
		Yes	No	Yes	No	Yes	No
15.4.1.	A/E Statement of Site Visit						
15.4.2.	Narrative Description of Project						
15.4.3.	Building Code Information Questionnaire						
15.4.4.	Space Analysis						
15.4.5.	Special Features						
15.4.6.	Catalog Cuts						
15.4.7.	Site Evaluation						
15.4.8.	Subsurface Investigation						
15.4.9.	Surveys						
15.4.10.	Arts Inclusion						
15.4.11.	Design Rendering						
15.4.12.	Regulatory Approvals						
15.4.13.	Utility Availability						
15.4.14.	Drawings (6 Sets)						
15.4.15.	Outline Specifications (6 Sets)						
15.4.16.	Current Working Estimate/Cost Analysis						
15.4.17.	Project Schedule						
15.4.18.	Formal Presentation						
15.4.19.	Plan Review/Scope of Work Compliance Statement						
15.4.20.	Final Design Phase Deliverables Checklist						
S.O.W. Reference	S.O.W. Specific Requirements						

This checklist shall be completed by the Design Consultant and included as the cover sheet of this submission to document to the DPMC the status of all the deliverables required by the project specific Scope of Work.

_____ Consultant Signature

_____ Date

Deliverables Checklist Permit Application Phase

A/E Name: _____

A/E Manual Reference	Submission Item	Required by S.O.W.		Previously Submitted		Enclosed	
		Yes	No	Yes	No	Yes	No
16.1.	N.J. UCC Permit Application						
16.4.	Drawings, Signed and Sealed (6 Sets)						
16.5.	Specifications, Signed and Sealed (6 Sets)						
16.6.	Current Working Estimate/Cost Analysis						
16.7.	Project Schedule						
16.8.	Plan Review/Scope of Work Compliance Statement						
16.9.	Permit Application Phase Deliverables Checklist						
S.O.W. Reference	S.O.W. Specific Requirements						

This checklist shall be completed by the Design Consultant and included as the cover sheet of this submission to document to the DPMC Project Manager the status of all the deliverables required by the project specific Scope of Work.

Consultant Signature

Date

Deliverables Checklist Bidding and Contract Award Phase

A/E Name: _____

A/E Manual Reference	Submission Item	Required by S.O.W.		Previously Submitted		Enclosed	
		Yes	No	Yes	No	Yes	No
17.1.1.	Notice of Advertising						
17.1.2.	Bid Proposal Form						
17.1.3.	Bid Clearance Form						
17.1.4.	Drawings (6 Sets)						
17.1.5.	Specifications (6 Sets)						
17.1.6.	Construction Schedule						
17.3	Pre-Bid Conference/Mandatory Site Visit						
17.3.1.	Meeting Minutes						
17.4	Bulletins						
17.5	Post Bid Meeting						
17.6.	Contract Award "Letter of Recommendation"						
17.8.	Bid Protests - Hearings						
17.9.	Bidding and Contract Award Phase Deliverables Checklist						
S.O.W. Reference	S.O.W. Specific Requirements						

This checklist shall be completed by the Design Consultant and included as the cover sheet of this submission to document to the DPMC the status of all the deliverables required by the project specific Scope of Work.

_____ Consultant Signature

_____ Date

Deliverables Checklist Construction Phase

A/E Name: _____

A/E Manual Reference	Submission Item	Required by S.O.W.		Previously Submitted		Enclosed	
		Yes	No	Yes	No	Yes	No
18.2.	Pre-Construction Meeting						
18.3.	Submittal Log						
18.4.	Construction Schedule						
18.5.	Project Progress Meetings						
18.7.	Contractor's Invoicing and Payment Process						
18.8.	Contractor Submittals						
18.10.	Testing						
18.11.	Shop Drawings (6 Sets)						
18.12.	As-Built & Record Set Drawings (6 Sets)						
18.13.	Change Orders						
18.14.	Construction Photographs						
18.15.	Field Observations						
18.17.	Construction Phase Deliverables Checklist						
S.O.W. Reference	S.O.W. Specific Requirements						

This checklist shall be completed by the Design Consultant and included as the cover sheet of this submission to document to the DPMC the status of all the deliverables required by the project specific Scope of Work.

_____ Consultant Signature

_____ Date

Deliverables Checklist Project Close-Out Phase

A/E Name: _____

A/E Manual Reference	Submission Item	Required by S.O.W.		Previously Submitted		Enclosed	
		Yes	No	Yes	No	Yes	No
19.3.	Development of Punch List and Inspection Reports						
19.5.	Determination of Substantial Completion						
19.6.	Correction/Completion of Punch List						
19.7.	Submission of Close-Out Documentation						
19.7.1.	As-Built and Record Sets of Drawing (6 Sets)						
19.8.	Final Payment						
19.9.1.	Contractors Final Payment						
19.9.2.	A/E's Final Payment						
19.10.	Project Close-Out Phase Deliverables Checklist						
S.O.W. Reference	S.O.W. Specific Requirements						

This checklist shall be completed by the Design Consultant and included as the cover sheet of this submission to document to the DPMC the status of all the deliverables required by the project specific Scope of Work.

Consultant Signature

Date

February 7, 1997
Rev.: January 29, 2002

Responsible Group Code Table

The codes below are used in the schedule field "GRP" that identifies the group responsible for the activity. The table consists of groups in the Division of Property Management & Construction (DPMC), as well as groups outside of the DPMC that have responsibility for specific activities on a project that could delay the project if not completed in the time specified. For reporting purposes, the groups within the DPMC have been defined to the supervisory level of management (i.e., third level of management, the level below the Associate Director) to identify the "functional group" responsible for the activity.

<u>CODE</u>	<u>DESCRIPTION</u>	<u>REPORTS TO ASSOCIATE DIRECTOR OF:</u>
CM	Contract Management Group	Contract Management
CA	Client Agency	N/A
CSP	Consultant Selection and Prequalification Group	Technical Services
A/E	Architect/Engineer	N/A
PR	Plan Review Group	Technical Services
CP	Construction Procurement	Planning & Administration
CON	Construction Contractor	N/A
FM	Financial Management Group	Planning & Administration
OEU	Office of Energy and Utility Management	N/A
PD	Project Development Group	Planning & Administration

EXHIBIT 'A'

Activity ID	Description	Respon	Weeks
<PROJ>			
Design			
CV3001	Schedule/Conduct Pre-design/Project Kick-Off Mtg.	CM	
CV3020	Prepare Program Phase Submittal	AE	
CV3021	Distribute Program Submittal for Review	CM	
CV3027	Prepare & Submit Project Cost Analysis (DPMC-38)	CM	
CV3022	Review & Approve Program Submittal	CA	
CV3023	Review & Approve Program Submittal	PR	
CV3024	Review & Approve Program Submittal	CM	
CV3025	Consolidate & Return Program Submittal Comments	CM	
CV3030	Prepare Schematic Phase Submittal	AE	
CV3031	Distribute Schematic Submittal for Review	CM	
CV3037	Prepare & Submit Project Cost Analysis (DPMC-38)	CM	
CV3032	Review & Approve Schematic Submittal	CA	
CV3033	Review & Approve Schematic Submittal	PR	
CV3034	Review & Approve Schematic Submittal	CM	
CV3035	Consolidate & Return Schematic Submittal Comment	CM	
CV3040	Prepare Design Development Phase Submittal	AE	
CV3041	Distribute D. D. Submittal for Review	CM	
CV3047	Prepare & Submit Project Cost Analysis (DPMC-38)	CM	
CV3042	Review & Approve Design Development Submittal	CA	
CV3043	Review & Approve Design Development Submittal	PR	
CV3044	Review & Approve Design Development Submittal	CM	
CV3045	Consolidate & Return D.D. Submittal Comments	CM	
CV3050	Prepare Final Design Phase Submittal	AE	
CV2001	Distribute Final Design Submittal for Review	CM	
CV2002	Review & Approve Final Design Submittal	CA	
CV3053	Review & Approve Final Design Submittal	PR	
CV3054	Review Final Design Submittal for Constructability	OCS	

Sheet 1 of 3

Bureau of Design & Construction Services

EXHIBIT 'A'

NOTE:
Refer to section "IV Project Schedule" of the
Scope of Work for contract phase durations.

DBCA - TEST

© Primavera Systems, Inc.

Activity ID	Description	Respn	Weeks				
CV2055	Review & Approve Final Design Submittal	CM					
CV2056	Consolidate & Return Final Design Comments	CM					
CV3060	Prepare & Submit Permit Application Documents	AE					
CV3068	Prepare & Submit Bidding Cost Analysis (DPMC-38)	CM					
Plan Review-Permit Acquisition							
CV4001	Review Constr. Documents & Secure UCC Permit	PR					
CV4010	Provide Funding for Construction Contracts	CA					
CV4020	Secure Bid Clearance	CM					
Advertise-Bid-Award							
CV5001	Advertise Project & Bid Construction Contracts	CP					
CV5010	Open Construction Bids	CP					
CV5011	Evaluate Bids & Prep. Recommendation for Award	CM					
CV5012	Evaluate Bids & Prep. Recommendation for Award	AE					
CV5014	Complete Recommendation for Award	CP					
CV5020	Award Construction Contracts/Issue NTP	CP					
Construction							
CV6000	Project Construction Start/Issue NTP	CM					
CV6001	Contract Start/Contract Work (25%) Complete	CON					
CV6002	Preconstruction Meeting	CM					
CV6003	Begin Preconstruction Submittals	CON					
CV6004	Longest Lead Procurement Item Ordered	CON					
CV6005	Lead Time for Longest Lead Procurement Item	CON					
CV6006	Prepare & Submit Shop Drawings	CON					
CV6007	Complete Construction Submittals	CON					
CV6011	Roughing Work Start	CON					
CV6012	Perform Roughing Work	CON					
CV6010	Contract Work (50%+) Complete	CON					
CV6013	Longest Lead Procurement Item Delivered	CON					
CV6020	Contract Work (75%) Complete	CON					

EXHIBIT 'A'

Bureau of Design & Construction Services

DRCA - TEST

NOTE:
 Refer to section "IV Project Schedule" of the
 Scope of Work for contract phase durations.

© Primavera Systems, Inc.

Activity ID	Description	Respn	Weeks
CV6014	Roughing Work Complete	CON	
CV6021	Interior Finishes Start	CON	
CV6022	Install Interior Finishes	CON	
CV6030	Contract Work to Substantial Completion	CON	
CV6031	Substantial Completion Declared	CM	
CV6075	Complete Deferred Punch List/Seasonal Activities	CON	
CV6079	Project Construction Complete	CM	
CV6080	Close Out Construction Contracts	CM	
CV6089	Construction Contracts Complete	CM	
CV6090	Close Out A/E Contract	CM	
CV6092	Project Completion Declared	CM	

DBCA - TEST

Sheet 3 of 3

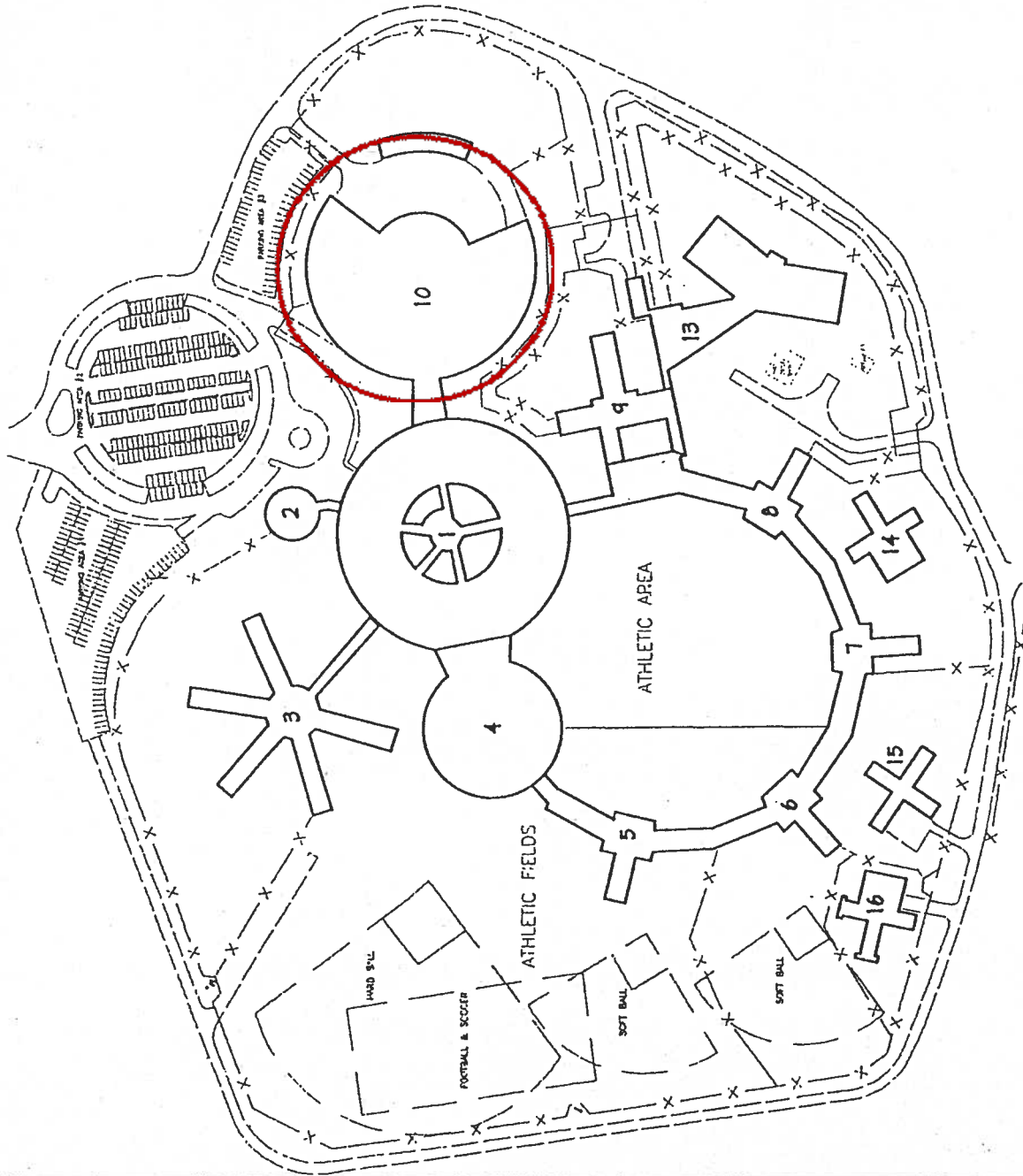
Bureau of Design & Construction Services

EXHIBIT 'A'

NOTE:
Refer to section "IV Project Schedule" of the
Scope of Work for contract phase durations.

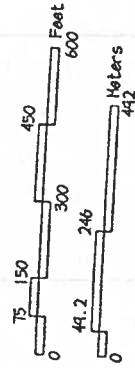
© Primavera Systems, Inc.

GARDEN STATE CORRECTIONAL FACILITY, BURLINGTON COUNTY, NEW JERSEY



BLDG. NO. BLDG. NAME

- 01 Central Facilities Bldg.
- 02 Administration Bldg.
- 03 Reception
- 04 Gymnasium/Auditorium
- 05 West House
- 06 South House
- 07 East House
- 08 North House
- 09 Prison Reception
- 10 Vocational/Industrial
- 13 Prison Reception
- 14 Min. Sec. Unit 1
- 15 Min. Sec. Unit 2
- 16 Min. Sec. Unit 3



DIRECTIONS: Take Route 130 North to Bordentown until you reach the Town and Country Diner and Ground Round intersection, (Ward Avenue). Turn right onto Ward Avenue, proceed down Ward Avenue take the first left after Hogback Road. Garden State Correctional Facility is on the right.

EXHIBIT 'B'

Garden State Youth Correctional Facility.



EXHIBIT 'B'

Garden State Youth Correction Facility

The Vocational / Industrial Building Aerial Views





EXHIBIT 'B'

Garden State Youth Correctional Facility

The Vocational Building Existing Roof



EXHIBIT 'C'

Garden State Youth Correctional Facility



EXHIBIT 'C'

Garden State Youth Correctional Facility



EXHIBIT 'C'

Garden State Youth Correctional Facility

Box 11401 Highbridge Road

Yardville, New Jersey 08620

609-298-6300

RULES AND REGULATIONS REGARDING OUTSIDE CONTRACTORS

Garden State Youth Correctional Facility administration is charged with the responsibility of the custody of their inmates. All non-state employees must comply with the below listed Rules and Regulations as a condition of their employment and access to state property.

1. Driver's License or other approved photo ID is to be used, as identification for work crews. NOTE: If temporary IDs are used, the contractor's Identification will be turned in at the beginning of the day and a temporary ID card will be issued to the escort officer. At the end of the day, the temporary ID will be turned in and the Identification submitted will be returned to each worker. No temporary ID cards will leave the Institution.
2. Work crews will enter through front lobby as scheduled. They will be escorted to the work site unless special arrangements have been made through the area supervisor.
3. If Restricted Visitor's Badges are used by the Lobby LCP, they must be worn on the outer most garment at all times.
4. An escort will be required to and from the job site. No contractor will walk anywhere on the compound without a proper escort.
5. All workers and vehicles will be subject to search prior to entry into the Institution. Furthermore, any worker on vehicle is subject to search at any time while on state property.
6. All workers are to read, sign, and receive a set of Garden State Youth Correctional Facility Outside contractor regulations.
7. If any workers have any relatives or friends incarcerated at GSYCF, they are to notify administrative officials.
8. No workman is to fraternize or argue with inmates. Any difficulties with inmates and/or employees must be reported to the escorting officer immediately. The officer will then inform his area supervisor of any problems.
9. Do not give anything to, or take anything from inmates.

EXHIBIT 'D'

10. Lock all personal vehicles and demobilize construction vehicles and equipment when left unattended. All tools stored outside the security perimeter will be secured in locked vehicles. Ladders will be firmly secured and locked to the roof or side of construction vehicles.
11. Cell phones and cameras are prohibited. Photos are taken on a permit basis.
12. All tools and equipment will be locked in the contractor's trailer overnight. Equipment, such as ladders and scaffolding (contractors supply these items), will be chained and locked before leaving. Any scaffolding will be removed at the end of each workday and locked.
13. Warning lights must be displayed at all dangerous areas at night.
14. No firearms, ammunition, hunting knives, personal knives of any size or type, or other articles of this nature are permitted on state property or stored in vehicles.
15. No alcoholic beverages, controlled substances, or prescription medication (drugs) are permitted on the grounds. Smoking is prohibited in **ALL** state buildings.
16. Institutional Fire Regulations shall be strictly adhered to; you may contact the Institutional Fire Marshall through the Escort Officer.
17. Obey speed limit and all NO PARKING and designated parking areas.
18. Lock personal items in your vehicle outside the security perimeter of the prison.
19. All excavations will be protected as directed by the Engineer-in-charge of Maintenance and those across main roads must be covered with plates.
20. It is the responsibility of each contractor to know that his tools and equipment are secured in a locked trailer at the end of every workday.
21. All workers for jobs over 3 days must have a security background check.
22. Each contractor with a gang box will submit an inventory tool list. All power tools must be inspected and required tool inventory submitted at the end of each workday. Tools will not be permitted inside the security perimeter if not job specified. A gang boxes will be searched upon entering and leaving the Institution.
23. Equipment and tools are to be kept away from the bars and fence surrounding the job site.
24. Each contractor is responsible for any damage done as a result of their work.
25. All acetylene torch heads, regulators, and hoses will be removed from the Institution on a daily basis. All tanks will be secured in locked trailers or containers outside the security perimeter.

EXHIBIT 'D'

26. Tools will be inventoried on a daily basis, secured in gang boxes, and sealed with tamper proof seals. The seal numbers will be logged on the Daily Inventory Sheet.
27. All blades, regardless of nature, will be inventoried. When a blade wears out or breaks, it will be taken off the inventory and taken out of the Institution.
28. Unacceptable Clothing – The following clothing should **not** be worn when entering any part of the prison:
- Tank tops, mesh tops, or tube tops
 - Low-cut tops, shoulderless tops, halter tops, or sheer clothing
 - Shorts
 - Sweat pants
 - Leggings or tights (unless covered by a long top, skirt, etc.)
 - Bike pants, ragged jeans (no patches or holes)
 - Skirts with high slits, mini styled skirts, mini dresses, or mini culottes
 - Proper foot wear is required. No thong sandals, beach footwear, or open toed shoes
 - Clothing with inappropriate or offensive inscriptions
29. In the event of an emergency, you will be directed to a secured area of the Institution. You are to follow the direction of your Escort Officer at ALL times.

I have reviewed the above rules and regulations pertaining to outside contractors working in Garden State Youth Correctional Facility. I understand that any violation of these rules and regulations could result in me no longer being permitted to work within this institution and its grounds.

NAME

COMPANY NAME

SIGNATURE

DATE

ESCORT OFFICER'S NAME

ESCORT OFFICER'S SIGNATURE

EXHIBIT 'D'