

---

# ACTUARIAL SECTION

---

This page is intentionally blank.

April 3, 2013

Board of Trustees  
Public Employees' Retirement System  
of New Jersey

**Re: Actuary's Certification Letter**

Members of the Board:

An actuarial valuation of the Public Employees' Retirement System of New Jersey ("PERS") is performed annually to measure the ongoing costs of the System (with required contributions determined separately for the State and Local employers) and the progress towards the funding goals of the System over time. In general, the financial goals of the PERS are a pattern of contributions, which is sufficient to cover the normal cost of the System plus the contribution towards the unfunded accrued liability.

In accordance with the New Jersey statutes, employers are required to make two contributions to the System, a normal contribution and an accrued liability contribution. The normal contribution for basic allowances and cost of living adjustments (COLA's) is defined under the Projected Unit Credit funding method as the present value of the benefits accruing during the current year. Prior to the July 1, 2010 valuation, the unfunded accrued liability contribution for basic allowances and COLA's was determined as a level percentage of pay required to amortize the unfunded accrued liability over 30 years in annual payments increasing by 4% per year. The funding reform provisions of Chapter 78, P.L. 2011 changed the methodology used to amortize the unfunded accrued liability. Beginning with the July 1, 2010 actuarial valuation, the accrued liability contribution shall be computed so that if the contribution is paid annually in level dollars, it will amortize the unfunded accrued liability over an open 30 year period. Beginning with the July 1, 2019 actuarial valuation, the accrued liability contribution shall be computed so that if the contribution is paid annually in level dollars it will amortize the unfunded accrued liability over a closed 30 year period (i.e., for each subsequent actuarial valuation, the amortization period shall decrease by one year). Beginning with the July 1, 2029 actuarial valuation when the remaining amortization period reaches 20 years, any increase or decrease in the unfunded accrued liability as a result of actuarial losses or gains for subsequent valuation years shall serve to increase or decrease, respectively, the amortization period for the unfunded accrued liability, unless an increase in the amortization period will cause it to exceed 20 years. If an increase in the amortization period as a result of actuarial losses for a valuation year would exceed 20 years, the accrued liability contribution shall be computed for the valuation year using a 20 year amortization period.

The valuation reflects the funding reform provisions of Chapter 1, P.L. 2010. Chapter 1, P.L. 2010 allows the State Treasurer to phase in to the full recommended pension contribution. The State would be in compliance with its funding requirement provided the State makes a payment of at least 1/7th of the full contribution, as computed by the actuaries, in the State fiscal year commencing July 1, 2011 and makes a payment in each subsequent fiscal year that increases by at least an additional 1/7th until payment of the full contribution is made in the seventh fiscal year and thereafter.

The valuation reflects the final State contribution under Chapter 1, P.L. 2010 for fiscal year 2012, which allowed the State Treasurer to reduce the State normal and accrued liability contributions for fiscal year 2012 of \$874,346,428 to \$124,906,000. This amount excludes the Workers Compensation Judges Part contribution of \$756,573 which is payable by fund transfer from the Second Injury Fund and the Non-Contributory Group Insurance Premium of \$29,790,898. Accordingly, a fiscal year 2012

employer contribution of only \$125,662,573 (\$124,906,000 plus the Workers Compensation Judges Part transfer of \$756,573) was recognized for purposes of this valuation.

In addition, the fiscal year 2013 recommended State pension contribution of \$924,432,941 has been reduced to \$264,123,697 and has been recognized as a receivable contribution for purposes of this valuation. This amount excludes the Worker Compensation Judges Part contribution of \$685,799, which is payable by fund transfer from the Second Injury Fund and the estimated Non-Contributory Group Insurance Premium of \$34,202,000. Accordingly, a fiscal year 2013 employer contribution of \$264,809,496 (\$264,123,697 plus the Workers Compensation Judges Part transfer of \$685,799) was recognized as a receivable contribution for purposes of this valuation. This amount may be subject to change per the requirements of the State's fiscal year 2013 spending plan.

A State contribution of \$1,050,074,677 is recommended for the fiscal year beginning July 1, 2013. This amount is comprised of an unfunded accrued liability payment of \$851,910,247 plus a normal contribution of \$198,164,430. However, the provisions of Chapter 1, P.L. 2010 allow the State Treasurer to reduce the recommended pension contribution for fiscal year 2014 to no less than 3/7th of the recommended pension contribution. Accordingly, the Chapter 1, P.L. 2010 minimum required pension contribution is \$450,032,004. This is comprised of an unfunded accrued liability payment of \$365,104,392 and a normal contribution of \$84,927,612. This amount excludes the Worker Compensation Judges Part contribution of \$674,009, which is payable by fund transfer from the Second Injury Fund and the estimated Non-Contributory Group Insurance Premium of \$33,431,000. This amount may be subject to change per the requirements of the State's fiscal year 2014 spending plan.

The valuation again reflects the provisions of Chapter 42, P.L. 2002, which allowed Local employers to issue refunding bonds to retire the unfunded accrued liability due to certain early retirement incentive programs.

The valuation reflects Chapter 19, P.L. 2009, which allowed the State Treasurer to reduce Local employers' normal and accrued liability contributions to 50% of the amount certified for the State fiscal year 2009. In addition, certain Local employers who were eligible under Chapter 19, P.L. 2009 to defer 50% of their State fiscal year 2009 pension contribution but did not were permitted to defer 50% of their State fiscal year 2010 recommended pension contribution. This unfunded liability will be paid by the Local employers in level annual payments over a period of 15 years with the first payment due in the fiscal year ending June 30, 2012. The unfunded liability will be adjusted by the rate of return on the actuarial value of assets. The legislation also provides that a Local employer may pay 100% of the recommended contributions for State fiscal years 2009 and 2010. Such an employer will be credited with the full payments and any such amounts will not be included in their unfunded liability.

The underlying demographic data is maintained and provided by the New Jersey Division of Pensions and Benefits. The data is analyzed by Buck Consultants, for internal completeness and consistency and compared with the prior valuation data to again ensure consistency.

As required under Chapter 84, P.L. 1954, an actuarial investigation of the demographic experience of the members and beneficiaries of PERS is made once in every three-year period. The contributions for the fiscal year beginning July 1, 2013 were based on the actuarial assumptions that were determined from the July 1, 2008 to June 30, 2011 Experience Study and approved by the Board of Trustees at the September 19, 2012 Board meeting. The Treasurer has recommended a change in the economic assumptions used for the valuation. The rate of investment return has been revised from 7.95% per annum to 7.90% per annum. The assumed future salary increases have been reduced (the select period has been extended for five years and the ultimate rate has been decreased by 0.25%). These assumptions will remain in effect for valuation purposes until such time the Board or Treasurer recommends revised assumptions.

The valuation cost method used is the projected unit credit method. This method essentially funds the System's benefits accrued to the valuation date. Experience gains and losses are recognized in future accrued liability contributions. The asset valuation method used was a five-year average of market values with write-up. This method takes into account appreciation (depreciation) in investments in

order to smooth asset values by averaging the excess of the actual over the expected income, on a market value basis, over a five-year period.

The valuation does not take into account any changes in U.S. equity prices and bond yields that have occurred after the valuation date. Taking these into account may significantly change the market and actuarial value of assets shown. The effect of these events on any funded ratios shown, and on Retirement System calculations, is not known. Retirement System funding and financial accounting rules generally prohibit reflection of changes in assets and underlying economic conditions that occur after the valuation date.

The assumptions used to prepare the information required by Statements No. 25, No. 27 and No. 50 of the Governmental Accounting Standards Board (GASB) were the same as those used for funding purposes.

In our opinion, the attached schedules of valuation results fairly represent the status of the PERS and present an accurate view of historical data. The underlying assumptions and methods used for both funding and GASB disclosure purposes are consistent with the statutory specifications and represent a best estimate of the aggregate future experience of the System.

The following supporting schedules in the Actuarial Section were prepared by Buck Consultants:

- Summary of Actuarial Assumptions and Methods
- Schedule of Retired Members and Beneficiaries Added To and Removed From Rolls
- Schedule of Active Member Valuation Data
- Solvency Test
- Analysis of Past Financial Experience Reconciliation of Employer Contribution Rates
- Brief Summary of the Benefit and Contribution Provisions as Interpreted for Valuation Purposes

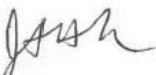
In addition, Buck Consultants prepared the “Schedule of Funding Progress” and the “Schedule of Employer Contributions” in the Financial Section.

To the best of our knowledge, this information is complete and accurate. The valuation was performed by, and under the supervision of, independent qualified actuaries who are members of the American Academy of Actuaries with experience in performing valuations for public retirement systems.

The valuation was prepared in accordance with the principles of practice prescribed by the Actuarial Standards Board and generally accepted actuarial procedures and methods. The calculations are based on the current provisions of the Retirement System, and on actuarial assumptions that are individually and in the aggregate internally consistent and reasonable based on the actual experience of the Retirement System.

Respectfully submitted,

Buck Consultants



Janet H. Cranna, M.A.A.A., F.S.A., E.A., F.C.A., M.S.P.P.A.  
Principal, Consulting Actuary

**STATE OF NEW JERSEY  
DIVISION OF PENSIONS AND BENEFITS  
PUBLIC EMPLOYEES' RETIREMENT SYSTEM**

**SUMMARY OF ACTUARIAL ASSUMPTIONS AND METHODS**

Chapter 84, P.L. 1954 provides that once in every three-year period the actuary shall examine in detail the demographic experience of the members and beneficiaries of the PERS to assure that the tables used for determining expected liabilities are consistent with recent experience.

The demographic assumptions used for the July 1, 2012 actuarial valuation of the PERS were based on the results of the experience study, which covered the period from July 1, 2008 to June 30, 2011, which were approved by the Board of Trustees, and the revised economic assumptions, which were recommended by the Treasurer.

An outline of the actuarial assumptions and methods used for the July 1, 2012 valuation is as follows:

**Valuation Interest Rate:** 7.90% per annum, compounded annually.

**Employee Contribution Interest Rate:** 7.90% per annum.

**COLA:** No future COLA is assumed.

**Separations From Service and Salary Increases:** Representative values of the assumed annual rates of separation and annual rates of salary increases are as follows:

Age	Annual Rates of									
	Select Withdrawal						Ultimate Withdrawal*			
	1st Year		2nd Year		3rd Year		Prior to Eligibility for Benefit		After Eligibility for Benefit	
	State	Local	State	Local	State	Local	State	Local	State	Local
25	28.90%	32.15%	13.53%	15.12%	9.52%	12.19%	4.69%	6.31%	—	—
30	28.90	31.07	13.53	14.67	9.52	11.10	3.82	6.11	—	0.03%
35	20.91	26.81	10.83	11.74	7.99	8.28	2.86	3.80	0.05%	0.04
40	17.32	25.64	8.86	10.52	6.37	7.62	1.80	2.77	0.05	0.06
45	16.33	24.81	8.26	10.08	5.79	7.14	1.22	2.46	0.24	0.19
50	16.33	22.71	7.65	9.58	5.21	6.60	0.90	1.85	1.10	0.75
55	16.33	22.37	7.65	9.40	5.21	6.26	0.88	1.52	1.50	0.90

\*The rates of withdrawal prior to eligibility for a benefit assumes a refund of contributions. The rates assumed for members withdrawing with a benefit is the sum of the rates of withdrawal after eligibility and those prior to eligibility.

**STATE OF NEW JERSEY  
DIVISION OF PENSIONS AND BENEFITS  
PUBLIC EMPLOYEES' RETIREMENT SYSTEM**

**SUMMARY OF ACTUARIAL ASSUMPTIONS AND METHODS, *Continued***

Age	Annual Rates of									
	Ordinary Death**				Accidental Death		Ordinary Disability		Accidental Disability	
	State		Local		State	Local	State	Local	State	Local
	Male	Female	Male	Female						
25	0.04%	0.02%	0.04%	0.02%	0.001%	0.001%	0.01%	—	0.001%	0.002%
30	0.04	0.02	0.04	0.02	0.001	0.001	0.10	0.07%	0.003	0.004
35	0.06	0.03	0.06	0.02	0.001	0.001	0.24	0.22	0.009	0.004
40	0.09	0.05	0.10	0.04	0.001	0.001	0.34	0.30	0.017	0.009
45	0.12	0.07	0.13	0.06	0.001	0.001	0.51	0.36	0.019	0.013
50	0.17	0.11	0.19	0.09	0.001	0.001	0.58	0.51	0.029	0.016
55	0.25	0.17	0.26	0.14	0.001	0.001	0.70	0.69	0.039	0.022
60	0.36	0.25	0.40	0.21	0.001	0.001	1.23	0.89	0.041	0.025
65	0.59	0.39	0.65	0.33	0.001	0.001	1.49	1.10	0.061	0.027
69	0.81	0.54	0.86	0.47	0.001	0.001	1.77	1.31	0.062	0.029

\*\* RP-2000 Employee Preretirement Mortality Table for male and female active participants. For State, mortality tables are set back 3 years for males and 5 years for females. For Employees of Local employers, mortality tables are set back 2 years for males and 7 years for females. In addition, the tables provide for future improvements in mortality from the base year of 2012 using a generational approach based on Projection Scale AA. Rates shown above are unadjusted for Projection Scale AA.

Age	Annual Rates of			
	Service Retirement		Salary Increases	
	State	Local	FY2012 to FY2021	FY2022 and thereafter
25			4.40%	5.40%
30			4.15	5.15
35			3.90	4.90
40			3.65	4.65
45			3.40	4.40
50			3.15	4.15
55	17.50%	11.70%	2.90	3.90
60	9.00	7.80	2.65	3.65
65	18.00	16.54	2.15	3.15
69	15.00	11.55	2.15	3.15

**STATE OF NEW JERSEY  
DIVISION OF PENSIONS AND BENEFITS  
PUBLIC EMPLOYEES' RETIREMENT SYSTEM**

**SUMMARY OF ACTUARIAL ASSUMPTIONS AND METHODS, *Continued***

Prosecutors Part (Chapter 366, P.L. 2001): This legislation introduced special retirement eligibility for certain benefits. The valuation used the following annual rates of service retirement:

Age	Annual Rate of Retirement					
	Less Than 20 Years		20 Years	21 to 24 Years	25 or More Years	
	State	Local			State	Local
40	0.00%	0.00%	2.50%	0.00%	23.10%	15.40%
45	0.00	0.00	2.50	0.00	23.10	15.40
50	0.00	0.00	3.75	0.00	23.10	15.40
55	2.59	3.06	5.00	0.00	26.22	17.48
60	2.63	3.06	5.00	0.00	34.17	22.78
65	2.63	3.06	37.50	0.00	100.00	100.00
69	2.63	3.06	37.50	0.00	100.00	100.00

**Deaths After Retirement:** The RP-2000 Combined Healthy Male and Female Mortality Tables (set back 1 year for males and females) for service retirement and beneficiaries of former members. The RP-2000 Disabled Mortality Tables (set back 3 years for males and set back 1 year for females) are used to value disabled retirees. In addition, the tables for service retirement and beneficiaries of former members provide for future improvements in mortality from the base year of 2012 using a generational approach based on Projection Scale AA. Illustrative rates of mortality unadjusted for Projection Scale AA are shown below:

Service Retirements			Disability Retirements		
Age	Men	Women	Age	Men	Women
55	0.32%	0.24%	35	2.26%	0.75%
60	0.60	0.44	40	2.26	0.75
65	1.13	0.86	45	2.26	0.75
70	1.98	1.49	50	2.51	1.06
75	3.39	2.55	55	3.16	1.55
80	5.79	4.15	60	3.80	2.08
85	9.98	6.95	65	4.50	2.66

**Marriage:** Husbands are assumed to be 3 years older than wives. Among the active population, 100% of participants are assumed to be married.

**Valuation Method:** Projected Unit Credit Method. This method essentially funds the System's benefits accrued to the valuation date. Experience gains or losses are recognized in future accrued liability contributions. In accordance with Chapter 78, P.L. 2011, beginning with the July 1, 2010 actuarial valuation, the accrued liability contribution shall be computed so that if the contribution is paid annually in level dollars, it will amortize the unfunded accrued liability over an open 30 year period. Beginning with the July 1, 2019 actuarial valuation, the accrued liability contribution shall be computed so that if the contribution is paid annually in level dollars it will amortize the unfunded accrued liability over a closed 30 year period (i.e., for each subsequent actuarial valuation, the amortization period shall decrease by one year). Beginning with the July 1, 2029 actuarial valuation when the remaining amortization period reaches 20 years, any increase or decrease in the unfunded accrued liability as a result of actuarial losses or gains for subsequent valuation years shall serve to increase or decrease, respectively, the amortization period for the unfunded accrued liability, unless an increase in the amortization period will cause it to exceed 20 years.



**STATE OF NEW JERSEY  
DIVISION OF PENSIONS AND BENEFITS  
PUBLIC EMPLOYEES' RETIREMENT SYSTEM**

**SUMMARY OF ACTUARIAL ASSUMPTIONS AND METHODS, *Continued***

If an increase in the amortization period as a result of actuarial losses for a valuation year would exceed 20 years, the accrued liability contribution shall be computed for the valuation year using a 20 year amortization period.

Chapter 78, P.L. 2011 increases the member contribution rate from 5.5% to 6.5% of compensation with the increase effective October 2011. Further, beginning July 2012, the member contribution rate will increase by 1/7th of 1% each year until a 7.5% member contribution rate is reached in July 2018. Based on discussions with the Division of Pensions and Benefits, member contributions in excess of 5.5% of compensation shall not reduce the employers' normal cost contributions.

***Expenses:*** Payable from excess investment return.

***Asset Valuation Method:*** A five year average of market values with write-up was used. This method takes into account appreciation (depreciation) in investments in order to smooth asset values by averaging the excess of the actual over the expected income, on a market value basis, over a five-year period.

**STATE OF NEW JERSEY  
DIVISION OF PENSIONS AND BENEFITS  
PUBLIC EMPLOYEES' RETIREMENT SYSTEM**

**SCHEDULE OF RETIRED MEMBERS AND BENEFICIARIES  
ADDED TO AND REMOVED FROM ROLLS**

**STATE**

Valuation Date	Added to Rols		Removed From Rols		Rols at End of Year		% Increase in Annual Allowance	Average Annual Allowance
	Number	Annual Allowance	Number	Annual Allowance	* Number	Annual** Allowance		
7/1/12	3,192	\$92,356,665	1,734	\$29,433,960	49,048	\$1,197,305,307	5.66%	\$24,411
7/1/11	4,365	135,383,063	1,782	28,241,754	47,590	1,133,192,150	11.40	23,812
7/1/10	2,628	74,214,851	1,456	22,991,138	45,007	1,017,211,463	5.32	22,601
7/1/09	3,691	114,125,640	1,587	23,763,321	43,835	965,850,034	13.38	22,034
7/1/08	2,376	59,667,932	1,282	18,580,725	41,731	851,858,427	6.45	20,413
7/1/07	3,099	75,984,568	1,586	20,983,838	40,637	800,218,401	9.98	19,692

**LOCAL EMPLOYERS**

Valuation Date	Added to Rols		Removed From Rols		Rols at End of Year		% Increase in Annual Allowance	Average Annual Allowance
	Number	Annual Allowance	Number	Annual Allowance	* Number	Annual** Allowance		
7/1/12	7,334	\$137,596,316	4,284	\$49,626,477	103,545	\$1,631,782,901	5.83%	\$15,759
7/1/11	9,296	195,153,024	4,529	48,064,677	100,495	1,541,951,837	11.54	15,344
7/1/10	6,182	115,153,073	3,805	42,585,361	95,728	1,382,400,685	5.56	14,441
7/1/09	5,826	101,661,331	3,761	39,550,280	93,351	1,309,554,538	7.86	14,028
7/1/08	6,077	101,843,543	3,247	33,727,154	91,286	1,214,076,086	7.35	13,300
7/1/07	6,583	105,522,066	3,779	36,462,528	88,456	1,130,911,550	9.04	12,785

**TOTAL SYSTEM**

Valuation Date	Added to Rols		Removed From Rols		Rols at End of Year		% Increase in Annual Allowance	Average Annual Allowance
	Number	Annual Allowance	Number	Annual Allowance	* Number	Annual** Allowance		
7/1/12	10,526	\$229,952,981	6,018	\$79,060,437	152,593	\$2,829,088,208	5.75%	\$18,540
7/1/11	13,661	330,536,087	6,311	76,306,431	148,085	2,675,143,987	11.48	18,065
7/1/10	8,810	189,367,924	5,261	65,576,499	140,735	2,399,612,148	5.46	17,051
7/1/09	9,517	215,786,971	5,348	63,313,601	137,186	2,275,404,572	10.14	16,586
7/1/08	8,453	161,511,475	4,529	52,307,879	133,017	2,065,934,513	6.98	15,531
7/1/07	9,682	181,506,634	5,365	57,446,366	129,093	1,931,129,951	9.43	14,959

\* These values include beneficiaries in receipt but exclude deferred vested terminations.

\*\* The benefit amounts shown are the annualized benefits as of the valuation date and are not the actual benefits paid during the fiscal year.

**STATE OF NEW JERSEY  
DIVISION OF PENSIONS AND BENEFITS  
PUBLIC EMPLOYEES' RETIREMENT SYSTEM**

**SCHEDULE OF ACTIVE MEMBER VALUATION DATA**

**STATE**

<b>Valuation Date</b>	<b>Number of Active Contributing Members</b>	<b>Annual Compensation</b>	<b>Average Compensation</b>	<b>% Increase in Average Compensation</b>
7/1/12	75,355	\$4,570,958,470	\$60,659	1.48%
7/1/11	77,109	4,608,926,826	59,772	6.44
7/1/10	81,288	4,564,850,886	56,157	0.86
7/1/09	83,102	4,627,092,235	55,680	2.91
7/1/08	85,182	4,609,019,779	54,108	4.17
7/1/07	85,382	4,434,933,181	51,942	5.59

**LOCAL EMPLOYERS**

<b>Valuation Date</b>	<b>Number of Active Contributing Members</b>	<b>Annual Compensation</b>	<b>Average Compensation</b>	<b>% Increase in Average Compensation</b>
7/1/12	164,005	\$6,862,133,165	\$41,841	2.74%
7/1/11	171,881	7,000,115,900	40,727	2.98
7/1/10	187,526	7,416,503,897	39,549	3.37
7/1/09	192,582	7,368,354,906	38,261	2.23
7/1/08	192,566	7,206,781,046	37,425	3.33
7/1/07	192,819	6,983,534,635	36,218	3.36

**TOTAL SYSTEM**

<b>Valuation Date</b>	<b>Number of Active Contributing Members</b>	<b>Annual Compensation</b>	<b>Average Compensation</b>	<b>% Increase in Average Compensation</b>
7/1/12	239,360	\$11,433,091,635	\$47,765	2.45%
7/1/11	248,990	11,609,042,726	46,625	4.61
7/1/10	268,814	11,981,354,783	44,571	2.43
7/1/09	275,684	11,995,447,141	43,512	2.28
7/1/08	277,748	11,815,800,825	42,541	3.65
7/1/07	278,201	11,418,467,816	41,044	4.08

**STATE OF NEW JERSEY  
DIVISION OF PENSIONS AND BENEFITS  
PUBLIC EMPLOYEES' RETIREMENT SYSTEM**

**SOLVENCY TEST**

**STATE**

Valuation Date	Accrued Liabilities for			Net Assets Available for Benefits*	Percentage of Accrued Liabilities Covered by Net Assets Available		
	(1) Aggregate Member Contributions	(2) Current Retirees & Beneficiaries	(3) Active & Inactive Members		(1)	(2)	(3)
7/1/12	\$4,562,712,648	\$10,849,987,028	\$3,970,884,963	\$9,774,698,097	100.00%	48.04%	0.00%
7/1/11	4,295,868,689	10,055,639,293	3,939,321,039	10,062,648,618	100.00	57.35	0.00
7/1/10	4,218,496,038	8,891,761,902	4,318,920,081	10,253,254,901	100.00	67.87	0.00
7/1/09	3,917,520,867	9,576,933,235	5,452,740,477	10,713,340,747	100.00	70.96	0.00
7/1/08	3,772,347,015	8,123,305,516	5,177,050,149	11,252,321,606	100.00	92.08	0.00
7/1/07	3,460,228,558	7,660,455,350	4,908,191,693	11,228,946,178	100.00	100.00	2.21

**LOCAL EMPLOYERS**

Valuation Date	Accrued Liabilities for			Net Assets Available for Benefits*	Percentage of Accrued Liabilities Covered by Net Assets Available		
	(1) Aggregate Member Contributions	(2) Current Retirees & Beneficiaries	(3) Active & Inactive Members		(1)	(2)	(3)
7/1/12	\$6,614,992,298	\$14,150,003,241	\$5,244,042,802	\$19,376,646,934	100.00%	90.19%	0.00%
7/1/11	6,244,282,760	13,077,334,135	5,357,478,680	18,997,383,783	100.00	97.52	0.00
7/1/10	6,130,352,551	11,541,556,714	6,246,748,779	18,481,952,370	100.00	100.00	12.97
7/1/09	5,692,517,632	12,298,679,145	7,532,011,799	18,165,835,669	100.00	100.00	2.32
7/1/08	5,242,130,640	11,030,079,191	6,900,974,142	18,251,200,411	100.00	100.00	28.68
7/1/07	4,847,097,344	10,290,632,227	6,626,485,022	17,704,248,133	100.00	100.00	38.73

**TOTAL SYSTEM**

Valuation Date	Accrued Liabilities for			Net Assets Available for Benefits*	Percentage of Accrued Liabilities Covered by Net Assets Available		
	(1) Aggregate Member Contributions	(2) Current Retirees & Beneficiaries	(3) Active & Inactive Members		(1)	(2)	(3)
7/1/12	\$11,177,704,946	\$24,999,990,269	\$9,214,927,765	\$29,151,345,031	100.00%	71.89%	0.00%
7/1/11	10,540,151,449	23,132,973,428	9,296,799,719	29,060,032,401	100.00	80.06	0.00
7/1/10	10,348,848,589	20,433,318,616	10,565,668,860	28,735,207,271	100.00	89.98	0.00
7/1/09	9,610,038,499	21,875,612,380	12,984,752,276	28,879,176,416	100.00	88.09	0.00
7/1/08	9,014,477,655	19,153,384,707	12,078,024,291	29,503,522,017	100.00	100.00	11.06
7/1/07	8,307,325,902	17,951,087,577	11,534,676,715	28,933,194,311	100.00	100.00	23.19

\* Actuarial Value including receivable amounts but excluding postretirement medical fund assets.

**STATE OF NEW JERSEY  
DIVISION OF PENSIONS AND BENEFITS  
PUBLIC EMPLOYEES' RETIREMENT SYSTEM**

**ANALYSIS OF PAST FINANCIAL EXPERIENCE RECONCILIATION OF EMPLOYER CONTRIBUTION RATES**

STATE Valuation Year	July 1, 2012	July 1, 2011	July 1, 2010	July 1, 2009	July 1, 2008	July 1, 2007
Prior Year Contribution Rate	20.06% <sup>Ø</sup>	19.15% <sup>Ø</sup>	16.28% <sup>Ø</sup>	12.59% <sup>Ø</sup>	11.42% <sup>Ø</sup>	10.81% <sup>Ø</sup>
<b>Net Change Due to:</b>						
Current New Entrants	0.02	0.00	0.04	0.09	0.07	0.09
Excess Salary Increases	(0.14)	0.24	(0.22)	(0.05)	0.07	0.25
Assumption/Method Changes	0.80	(1.28)	0.00	1.40	0.00	0.00
COLA Increases and Phase-In	0.02	(0.13)	(0.07)	0.17	0.01	0.12
Active Experience	0.07	0.27	0.15	0.02	0.02	0.05
Other Experience	0.19	(0.16)	0.23	0.14	0.08	0.09
Investment Loss/(Gain)	0.67	0.48	0.65	0.90	0.36	0.14
Chapter 133 Benefit Improvements**	0.00	0.00	0.00	0.00	0.00	0.00
Net Effect of Chapter 133*	0.00	0.00	0.00	0.00	0.00	0.00
Chapter 366 Benefit Improvement	(0.01)	0.00	0.01	0.00	(0.01)	0.00
Net Effect of Chapter 366	0.01	0.01	0.03	0.00	0.00	0.02
Appropriation Act <sup>ØØ</sup>	1.28	1.48	1.03	0.78	0.60	0.35
Chapter 21, P.L. 2008	N/A	N/A	N/A	0.24	N/A	N/A
Chapter 103, P.L. 2007	N/A	N/A	N/A	N/A	(0.03)	(0.50)
Chapter 78, P.L. 2011	N/A	N/A	1.02	N/A	N/A	N/A
Actual Pension Contribution Rate:						
• Prior to reflecting Chapter 1, P.L. 2010	22.97% <sup>Ø</sup>	20.06% <sup>Ø</sup>	19.15% <sup>Ø</sup>	16.30% <sup>Ø</sup>	12.59% <sup>Ø</sup>	11.42% <sup>Ø</sup>
• After reflecting Chapter 1, P.L. 2010	9.85% <sup>Ø</sup>	5.73% <sup>Ø</sup>	2.74% <sup>Ø</sup>	N/A	N/A	N/A

**STATE OF NEW JERSEY  
DIVISION OF PENSIONS AND BENEFITS  
PUBLIC EMPLOYEES' RETIREMENT SYSTEM**

**ANALYSIS OF PAST FINANCIAL EXPERIENCE RECONCILIATION OF EMPLOYER CONTRIBUTION RATES**

<b>LOCAL EMPLOYERS Valuation Year</b>	<b>July 1, 2012</b>	<b>July 1, 2011</b>	<b>July 1, 2010</b>	<b>July 1, 2009</b>	<b>July 1, 2008</b>	<b>July 1, 2007</b>
Prior Year Contribution Rate <sup>#</sup>	11.29% <sup>∅</sup>	11.32% <sup>∅</sup>	11.12% <sup>∅</sup>	8.67% <sup>∅</sup>	7.99% <sup>∅</sup>	7.94% <sup>∅</sup>
<b>Net Change Due to:</b>						
Current New Entrants	0.02	0.03	0.08	0.16	0.11	0.11
Excess Salary Increases	(0.02)	(0.12)	(0.08)	(0.10)	0.05	0.07
Assumption/Method Changes	0.38	(0.93)	0.00	1.21	0.00	0.00
COLA Increases and Phase-In	0.02	(0.11)	(0.05)	0.14	0.01	0.10
Active Experience	0.04	0.26	0.10	(0.05)	(0.01)	(0.03)
Other Experience	0.13	0.21	(0.04)	0.07	0.11	0.02
Investment Loss/(Gain)	0.83	0.77	0.77	0.98	0.45	0.20
Chapter 133 Benefit Improvements <sup>**</sup>	0.00	(0.13)	0.00	0.03	(0.01)	0.00
Net Effect of Chapter 133 <sup>*</sup>	(0.68)	(0.69)	(0.81)	(0.81)	(0.78)	(0.79)
Chapter 366 Benefit Improvement	(0.01)	(0.01)	0.00	0.01	(0.01)	0.00
Net Effect of Chapter 366	(0.02)	(0.02)	(0.04)	(0.04)	(0.03)	(0.04)
Chapter 108, P.L. 2003	0.00	0.00	0.00	0.00	0.00	0.08
Chapter 103, P.L. 2007	0.00	0.00	0.00	0.00	(0.02)	(0.50)
Chapter 78, P.L. 2011	N/A	N/A	(0.58)	N/A	N/A	N/A
Actual Contribution Rate <sup>###</sup>	11.98% <sup>∅</sup>	10.58% <sup>∅</sup>	10.47% <sup>∅</sup>	10.27% <sup>∅</sup>	7.86% <sup>∅</sup>	7.16% <sup>∅</sup>

\* The additional annual employer normal contribution for the increase in benefits is funded by assets accumulated in the Benefit Enhancement Fund.

\*\* Includes the effect of additional cost due to Chapter 353, P.L. 2000.

∅ Excludes contribution rates payable to the Non-Contributing Group Insurance Premium Fund. For State, the contribution rates are 0.73% for 2012, 0.74% for 2011, 0.71% for 2010, 0.64% for 2009, 0.62% for 2008 and 0.76% for 2007. For Local, the contribution rates are 0.18% for 2012, 0.63% for 2011, 0.67% for 2010, 0.78% for 2009, 1.09% for 2008 and 0.89% for 2007.

∅∅ Net change due to Appropriation Act for July 1, 2010 includes 0.03% change due to the Fiscal Year 2010 Appropriation Act and 1.00% change due to the Fiscal Year 2011 Appropriation Act. Net change for July 1, 2011 is due to the provisions of Chapter 1, P.L. 2010.

# to the reallocation of State paid Local obligations due to Chapter 133, P.L. 2001 and Chapter 366, P.L. 2001.

### After the reallocation of State paid Local obligations due to Chapter 133, P.L. 2001 and Chapter 366, P.L. 2001.

STATE OF NEW JERSEY  
DIVISION OF PENSIONS AND BENEFITS  
PUBLIC EMPLOYEES' RETIREMENT SYSTEM

BRIEF SUMMARY OF THE BENEFIT AND CONTRIBUTION PROVISIONS  
AS INTERPRETED FOR VALUATION PURPOSES

1. **DEFINITIONS**

**Final Compensation (FC):** Average annual compensation for the three years of creditable service immediately preceding retirement or the highest three fiscal years of membership service. Effective June 30, 1996, Chapter 113, P.L. 1997 provided that the amount of compensation used for employer and member contributions and benefits under the program cannot exceed the compensation limitation of Section 401(a)(17) of the Internal Revenue Code. Chapter 103, P.L. 2007 provides that for Class D, Class E, Class F and Class G members, the amount of compensation used for employer and member contributions and benefits under the System cannot exceed the annual maximum wage contribution base for Social Security, pursuant to the Federal Insurance Contributions Act. Chapter 1, P.L. 2010 provides that for Class F and Class G members FC is the average annual compensation for the five years of creditable service immediately preceding retirement or the highest five fiscal years of membership service.

**Accumulated Deductions:** Sum of all required amounts deducted from the compensation of a member or contributed by him.

**Class B Member:** Any member who was hired prior to July 1, 2007.

**Class D Member:** Any member who was hired on or after July 1, 2007 but prior to November 2, 2008.

**Class E Member:** Any member who was hired after November 1, 2008 but prior to May 22, 2010.

**Class F Member:** Any member who was hired on or after May 22, 2010 but prior to June 28, 2011.

**Class G Member:** Any member who was hired on or after June 28, 2011.

2. **BENEFITS\***

**Service Retirement:** Eligible at age 60. Benefit equals a member annuity plus an employer pension, which together, equal 1/55th of FC for each year of service. Chapter 89, P.L. 2008 changed the eligibility age to age 62 for Class E members, Chapter 1, P.L. 2010 changed the eligibility age to age 62 for Class F members and changed the basic accrual rate from 1/55th to 1/60th of FC for

each year of service for Class F and Class G members and Chapter 78, P.L. 2011 changed the eligibility age to age 65 for Class G members.

**Ordinary Disability Retirement:** Eligible after 10 years of service. Benefit equals a member annuity plus an employer pension which, together, equal 1.64% of FC for each year of service; minimum benefit of 43.6% of FC. Class F and Class G members are not eligible for an Ordinary Disability Retirement benefit in accordance with Chapter 3, P.L. 2010.

**Accidental Disability:** Eligible upon total and permanent disability prior to age 65 as a result of a duty injury. Benefit equals a member annuity plus an employer pension which, together, equal 72.7% of contributory compensation at the date of injury. Class F and Class G members are not eligible for an Accidental Disability Retirement benefit in accordance with Chapter 3, P.L. 2010.

**Lump Sum Withdrawal:** Eligible upon service termination prior to age 60 (age 62 for Class E and Class F members and age 65 for Class G members) and prior to 10 years of service. Benefit equals refund of accumulated deductions plus, if the member has completed three years of service, interest allowed thereon.

**Vested Retirement:** Eligible after 10 years of service. Benefit equals the lump sum benefit described above or a deferred retirement benefit, commencing at age 60 (age 62 for Class E and Class F members and age 65 for Class G members), equal to the service retirement benefit based on service and FC at date of termination.

**Early Retirement:** Eligible after 25 years of service (30 years of service for Class G members). Benefit equals the lump sum benefit described above or the vested benefit reduced by 1/4 percent for each month the retirement date precedes age 55. Chapter 103, P.L. 2007 provides that for Class D members, the reduction shall be 1/12 percent for each month (up to 60 months) the retirement date precedes age 60 plus 1/4 percent for each month the retirement date precedes age 55. Chapter 89, P.L. 2008 and Chapter 1, P.L. 2010 provides that for Class E and Class F members, the reduction shall

\* Special benefits for veterans, law enforcement officers, legislators, prosecutors, and workers' compensation judges are summarized at the end of this section.

**STATE OF NEW JERSEY  
DIVISION OF PENSIONS AND BENEFITS  
PUBLIC EMPLOYEES' RETIREMENT SYSTEM**

**BRIEF SUMMARY OF THE BENEFIT AND CONTRIBUTION PROVISIONS, *Continued***

be 1/12 percent for each month (up to 84 months) the retirement date precedes age 62 plus 1/4 percent for each month the retirement date precedes age 55. Chapter 78, P.L. 2011 provides that for Class G members, the reduction shall be 1/4 percent for each month the retirement date precedes age 65.

***Ordinary Death (Insured):***

**BEFORE RETIREMENT**

Eligible if active. Benefit equals accumulated deductions with interest plus an amount equal to 1-1/2 times contributory compensation at date of death.

**AFTER RETIREMENT**

***Before Age 60:***

Eligible if disabled or vested terminated. Benefit equals 1 1/2 times last contributory compensation if disabled, accumulated deductions only if vested terminated.

***After Age 60 or Early Retirement:***

Eligible after early retirement or after attainment of age 60 for other types of retirement (if not disabled, 10 years of service credit required on members enrolling after July 1, 1971). Benefit equals 3/16 of last contributory compensation.

***Voluntary Death Benefit:*** An additional, employee-paid, death benefit is also available through the purchase of group insurance with an outside carrier.

***Accidental Death:*** Eligible upon death resulting during performance of duty. Benefit varies as follows:

Widow(er) - 50% of contributory compensation paid as pension.

Child(ren) - No spouse - 20% (1 child), 35% (2 children), 50% (3 or more children) of contributory compensation pension paid as pension to age 18 or life if disabled.

Surviving dependent parent - No spouse or child - 25% (1 parent) or 40% (2 parents) of contributory compensation paid as pension.

No relation above - Accumulated deductions paid to other beneficiary or estate.

In addition, the employer-paid lump sum ordinary death benefit is paid.

***Optional Benefits:*** Various forms of payment of equivalent actuarial value are available to retirees.

***Special Benefits:***

**VETERANS**

***Service Retirement:***

Eligible if member on January 2, 1955, attains age 60, completes 20 years of service. Benefit equals 54.5% of final contributory compensation (veteran members after January 2, 1955 must attain age 55 with 25 years of service or age 60 with 20 years of service).

***Chapter 220 Benefit:***

Eligible if age 55 and completes 35 years of service. Benefit equals 1/55th of the compensation for the 12-month period of membership that provides the largest possible benefit multiplied by the member's total years of service.

**LAW ENFORCEMENT**

***Service Retirement:***

Eligible at age 55 after 20 years of service. Benefit equals a member annuity plus an employer pension which, together, equal 2% of final contributory compensation for each of the first 25 years of service plus 1% of such compensation for non-contributory service or service over 25 years plus 1-2/3% for non-law enforcement service.

***Chapter 4, P.L. 2001 Special Retirement:***

After completion of 25 years of service, an additional retirement benefit equal to 5% of final contributory pay is added to the above service related retirement benefit. There is a maximum total benefit of 70% of final contributory pay.

***Ordinary Disability:***

Eligible after 5 years of service. Benefit is the same as for regular members.

***Death After Retirement:***

Eligible upon death after an accidental disability retirement. Benefit is the same as for a regular member with a \$5,000 minimum.

**LEGISLATORS**

***Service Retirement:***

Eligible at age 60 and termination of all public service. Benefit is equal to a member annuity plus an employer pension which, together, equal 3% of final contributory compensation for each year of service to a maximum of 2/3 of final compensation.

***Vested Retirement:***

Eligible after 8 years of legislative service. Benefit



**STATE OF NEW JERSEY  
DIVISION OF PENSIONS AND BENEFITS  
PUBLIC EMPLOYEES' RETIREMENT SYSTEM**

**BRIEF SUMMARY OF THE BENEFIT AND CONTRIBUTION PROVISIONS, *Continued***

is a service retirement benefit deferred to age 60 or, alternatively, a lump sum equal to his accumulated deductions.

**PROSECUTORS PART (Chapter 366, P.L. 2001)**

*Service Retirement:*

Eligibility means age 55 or 20 years of credited service. Mandatory retirement at age 70. Benefit is an annual retirement allowance equal to a member annuity plus an employer pension, which together equals the greater of:

- (i) 1/60th of FC for each year service; or
- (ii) 2% of FC multiplied by years of service up to 30 plus 1% of FC multiplied by years of service over 30; or
- (iii) 50% of final contributory compensation if the member has 20 or more years of service.

Chapter 366 also requires that, in addition to the 50% of final contributory compensation benefit, any member as of January 7, 2002 who will have 20 or more years of service and is required to retire upon attaining age 70, shall receive an additional benefit equal to 3% of final contributory compensation for each year of service over 20 years but not over 25 years.

*Special Retirement:*

After completion of 25 years of service. The annual retirement benefit is equal to a member annuity plus an employer pension which together equal 65% of final contributory compensation plus 1% of final contributory compensation for each year of service over 25. There is a maximum benefit of 70% of final contributory compensation.

*Vested Termination:*

Eligible upon termination of service prior to age 55 and after 10 years of Service (but less than 20 years). The benefit is a deferred retirement benefit, commencing at age 55, equal to a member annuity plus an employer pension which together provide a retirement allowance equal to 2% of final contributory compensation multiplied of service up to 30 plus 1% of final contributory compensation multiplied by years of service.

*Death Benefits:*

**Ordinary Death Benefit — Lump Sum**

After retirement but prior to age 55, the benefit is as follows:

- (i) For death while a Disabled Retiree the benefit

is equal to 1-1/2 times compensation.

- (ii) For death while a Deferred Retiree the benefit is equal to his Accumulated Deductions.
- (iii) For death while a Retiree who has completed 20 years of service, the benefit is equal to 1/2 times final contributory compensation.

After retirement and after age 55, the benefit payable is equal to 1/2 times final contributory compensation.

Chapter 1, P.L. 2010 closes the Prosecutors Part of the System to new members enrolled on or after May 22, 2010.

**WORKERS' COMPENSATION JUDGES PART (Chapter 259, P.L. 2001)**

*Service Retirement:*

A. Mandatory retirement at age 70. Voluntary retirement prior to age 70 as follows:

- a. Age 70 and 10 years of service as a judge of compensation;
- b. Age 65 and 15 years of service as a judge of compensation; or
- c. Age 60 and 20 years of service as a judge of compensation.

Benefit is an annual retirement allowance equal to the greater of 75% of final salary or the regular service retirement benefit above.

B. Age 65 while serving as a judge of compensation, 5 consecutive years of service as a judge of compensation and 15 years in the aggregate of public service; or

Age 60 while serving as a judge of compensation, 5 consecutive years of service as a judge of compensation and 20 years in the aggregate of public service.

Benefit is an annual allowance equal to the greater of 50% of final salary or the regular service retirement benefit above.

C. Age 60 while serving as a judge of compensation, 5 consecutive years as a judge of compensation and 15 years in the aggregate of public service. Benefit is an annual retirement allowance equal to the greater of 2% of final salary for each year of public service up to 25 years plus 1% of final salary for each year in excess of 25 years or the regular service retirement benefit above.

**STATE OF NEW JERSEY  
DIVISION OF PENSIONS AND BENEFITS  
PUBLIC EMPLOYEES' RETIREMENT SYSTEM**

**BRIEF SUMMARY OF THE BENEFIT AND CONTRIBUTION PROVISIONS, *Continued***

- D. Age 60 while serving as a judge of compensation. Benefit is an annual retirement allowance equal to the greater of 2% of final salary for each year of service as a judge of compensation up to 25 years plus 1% for each year in excess of 25 years or the regular service retirement benefit above.

*Early Retirement:*

Prior to age 60 while serving as a judge of compensation, 5 consecutive years of service as a judge of compensation and 25 or more years in the aggregate of public service. Benefit is an annual retirement allowance equal to 2% of final salary for each year of public service up to 25 years plus 1% of final salary for each year of public service in excess of 25 years, actuarially reduced for commencement prior to age 60.

*Vested Termination:*

Termination of service prior to age 60, with 5 consecutive years of service as a judge of compensation and 10 years in the aggregate of public service. Benefit is a refund of accumulated deductions, or a deferred life annuity beginning at age 60 equal to 2% of final salary for each year of public service up to 25 years, plus 1% of service in excess of 25 years.

*Death Benefits (Insured):*

*Before Retirement:*

Death of an active member of the plan. Benefit is equal to

- a. Lump sum payment equal to 1-1/2 times final salary, plus
- b. Spousal life annuity of 25% of final salary plus 10% (15%) to one (two or more) surviving children payable until spouse's death or remarriage. If there is no surviving spouse, or upon death or remarriage, a total of 15% (20%, 30%) of final salary payable to one (two, three or more) dependent child (children). If there is no surviving spouse (or dependent children), 20% or 30% of final salary to one or two dependent parents.

*After Retirement:*

Death of a retired member of the plan. Benefit is equal to a lump sum of 25% of final salary for a member retired under normal, early retirement or vested termination. If a member were receiving a disability benefit, a lump sum 1-1/2 times

final salary if death occurred before the member attained age 60 and 1/4 times final salary if death occurred after age 60.

Chapter 92, P.L. 2007 closes the Workers Compensation Judges Part of the System to new members enrolled after June 8, 2007.

**3. CONTRIBUTIONS**

***By Members:***

Members enrolling in the retirement system on or after July 1, 1994 will contribute 5% of compensation. Members enrolled prior to July 1, 1994 will contribute 5% of compensation to the retirement system effective July 1, 1995 unless they previously had contributed less than 6% in which case they will contribute 4% of compensation beginning July 1, 1995 and 5% of compensation beginning July 1, 1996. Chapter 103, P.L. 2007 increases the contribution rate to 5.5% of compensation effective, generally, July 1, 2007 for State employees and July 1, 2008 for Local employees. Chapter 78, P.L. 2011 increases the contribution rate from 5.5% to 6.5% of compensation with the increase effective October 2011. Further, beginning July 2012, the member contribution rate will increase by 1/7th of 1% each July until a 7.5% member contribution rate is reached in July 2018.

A 7.50% member contribution rate for members who are eligible to retire under the Prosecutors Part of the Retirement System as provided by Chapter 366, P.L. 2001 was used prior to July 1, 2008. Effective July 1, 2008 the member contribution rate was increased to 8.50%. Chapter 78, P.L. 2011 increases the contribution rate from 8.5% to 10.0% of compensation with the increase effective October 2011.

***By Employers:***

**NORMAL CONTRIBUTION**

The State and Local employers pay annually a normal contribution to the retirement System. This contribution is determined each year on the basis of the annual valuation and represents the value of the benefits to be earned in the year following the valuation date. The normal contributions for active members' COLA are being phased in. Chapter 78, P.L. 2011 suspended future COLAs for current and future retirees and beneficiaries until reactivated as permitted by law.

**STATE OF NEW JERSEY  
DIVISION OF PENSIONS AND BENEFITS  
PUBLIC EMPLOYEES' RETIREMENT SYSTEM**

**BRIEF SUMMARY OF THE BENEFIT AND CONTRIBUTION PROVISIONS, *Continued***

In accordance with the provisions of Chapter 79, P.L. 1960, the monies appropriated for payment of the non-contributory life insurance coverage shall be held separate from the retirement System monies.

In accordance with the provisions of Chapter 133, P.L. 2001, the Benefit Enhancement Fund (BEF) was established to fund the additional annual employer normal contribution due to the law's increased benefits. (Chapter 353, P.L. 2001 extended this coverage to this law's additional annual employer normal contribution.) If the assets in the BEF are insufficient to cover the normal contribution for the increased benefits for a valuation period, the State will pay such amount for both the State and local employers.

In accordance with the provisions of Chapter 259, P.L. 2001, the additional normal contributions for increased benefits to judges of compensation for a valuation period will be funded by transfers from the Second Injury Fund.

Chapter 19, P.L. 2009 provides that the State Treasurer will reduce for Local employers the normal contribution to 50% of the amount certified for fiscal year 2009. This unfunded liability will be paid by the Local employers in level annual payments over a period of 15 years with the first payment due in the fiscal year ending June 30, 2012. The unfunded liability will be adjusted by the rate of return on the actuarial value of assets. The legislation also provides that a Local employer may pay 100% of the recommended contribution for fiscal year 2009. Local employers who were eligible but did not elect to take advantage of Chapter 19, P.L. 2009 were permitted to elect to defer 50% of the 2010 fiscal year required contribution with the first payment due in the fiscal year ending June 30, 2012.

**ACCRUED LIABILITY CONTRIBUTIONS**

The State and Local employers pay contributions to cover any unfunded accrued liability. An unfunded accrued liability was established for active life COLAs. The amortization periods for funding these liabilities were set initially at 40 years. Experience gains or losses for the 10 valuation years following the March 31, 1992 valuation will increase or decrease the unfunded

accrued liability. Thereafter, actuarial gains or losses will increase or decrease the amortization period unless an increase will cause it to exceed 30 years. Chapter 78, P.L. 2011 suspended future COLAs for current and future retirees and beneficiaries until reactivated as permitted by law and changed the methodology used to amortize the unfunded accrued liability. Beginning with the July 1, 2010 actuarial valuation, the accrued liability contribution shall be computed so that if the contribution is paid annually in level dollars, it will amortize the unfunded accrued liability over an open 30 year period. Beginning with the July 1, 2019 actuarial valuation, the accrued liability contribution shall be computed so that if the contribution is paid annually in level dollars it will amortize the unfunded accrued liability over a closed 30 year period (i.e., for each subsequent actuarial valuation, the amortization period shall decrease by one year). Beginning with the July 1, 2029 actuarial valuation when the remaining amortization period reaches 20 years, any increase or decrease in the unfunded accrued liability as a result of actuarial losses or gains for subsequent valuation years shall serve to increase or decrease, respectively, the amortization period for the unfunded accrued liability, unless an increase in the amortization period will cause it to exceed 20 years. If an increase in the amortization period as a result of actuarial losses for a valuation year would exceed 20 years, the accrued liability contribution shall be computed for the valuation year using a 20 year amortization period.

Chapter 366, P.L. 2001 requires the State be liable for any increase in pension costs to a county that results from the enrollment of prosecutors in the Prosecutors Part. Any increase in the unfunded accrued liability in the Retirement System arising from the benefits established for the Prosecutors Part are to be amortized over a period of 30 years in the manner provided for other such liability in the Retirement System.

In accordance with the provisions of Chapter 259,

**STATE OF NEW JERSEY  
DIVISION OF PENSIONS AND BENEFITS  
PUBLIC EMPLOYEES' RETIREMENT SYSTEM**

**BRIEF SUMMARY OF THE BENEFIT AND CONTRIBUTION PROVISIONS, *Continued***

P.L. 2001, the additional accrued liability contribution for increased benefits to judges of compensation for a valuation period will be funded by transfers from the Second Injury Fund.

Chapter 19, P.L. 2009 provides that the State Treasurer will reduce for Local employers the accrued liability contribution to 50% of the amount certified for fiscal year 2009. This unfunded liability will be paid by the Local employers in level annual payments over a period of 15 years with the first payment due in the fiscal year ending June 30, 2012. The unfunded liability will be adjusted by the rate of return on the actuarial value of assets. The legislation also provides that a Local employer may pay 100% of the recommended contribution for fiscal year 2009. Local employers who were eligible but did not elect to defer 50% of the 2009 fiscal year contribution were permitted to elect to defer 50% of the 2010 fiscal year contribution with the first payment due in the fiscal year ending June 30, 2012.



1550 Liberty Ridge Drive  
Suite 200  
Wayne, PA 19087-5572  
**Tel** +1 610 687.5644  
**Fax** +1 610.687.4236  
[www.milliman.com](http://www.milliman.com)

October 8, 2013

Board of Trustees  
Teachers' Pension and Annuity Fund  
of New Jersey

**Re: Actuary's Certification Letter**

Members of the Board:

This letter constitutes the actuary's certification letter for the Comprehensive Annual Financial Report (CAFR) of the Teachers' Pension and Annuity Fund of New Jersey (TPAF) for the fiscal year ending June 30, 2013. It reflects the results of the June 30, 2012 Annual Actuarial Valuation (dated February 15, 2013) of TPAF. Please refer to the entire Actuarial Valuation report for more information.

The information provided is based on Governmental Accounting Standards Board (GASB) Statement No. 25. This information does not reflect new GASB Statement No. 67 effective for fiscal year 2014.

This valuation reflects changes to two key actuarial assumptions: 1) a decrease in the investment return assumption from 7.95% per year to 7.9% per year, and 2) a change to the salary increase assumption to better reflect recent experience and expected longterm trends.

The funding requirements of the plan, as modified by Chapter 1, P.L. 2010, and Chapter 78, P.L. 2011, is to have the State phase-in to paying 100% of the statutorily required contribution over a 7-year period beginning with fiscal year 2012. For the 2013 fiscal year, the phase-in percentage is 28.57% (2/7th). The full statutory contribution is equal to the normal cost of the plan plus a 30-year level dollar amortization of the unfunded pension accrued liability. The maximum amortization period will be reduced by one each year beginning with the 2021 fiscal year, but not less than 20 years (the 2030 fiscal year). The State portion of the normal cost only reflects employee contributions up to 5.5% of pay. The employee contribution rate increased to 6.5% effective October 1, 2012 and increases by 1/7 of 1% each July 1 thereafter.

Since the 2004 fiscal year, the State has not met the full statutory contribution requirement. Actual contributions by the State for fiscal year 2013 also did not meet the full statutory contribution requirements. In accordance with Chapter 1, P.L. 2010, 100% of the statutorily required contribution is not expected to be contributed by the State until fiscal year 2018. The following describes the allocation of the State contributions appropriated for fiscal years 2013 and 2014.

The State appropriated \$647,874,536 for the 2013 fiscal year which represents 28.57% (2/7th) of the statutory pension and State ERI-3 contributions plus 100% of the actual non-contributory group life insurance claims. For fiscal year 2014, it is our understanding that the State will appropriate 42.86% (3/7th) of the statutory pension and State ERI-3 contributions plus an amount to cover 100% of the actual non-contributory group life insurance claims, which is estimated to total \$1,022,086,910. Please note that ERI contributions are not included in the CAFR in accordance

with GASB accounting. Therefore, the resulting contributions are \$647,059,335 (27.75% of the ARC) for fiscal year 2013 and \$1,020,804,486 (41.51% of the ARC) for fiscal year 2014.

The valuation was based on a set of demographic actuarial assumptions (described in detail in the section headed "Summary of Actuarial Assumptions and Methods") which was adopted by the Board of Trustees as a result of a study of actual experience under the Teachers' Pension Annuity Fund during the 3-year period ending June 30, 2009 with subsequent modifications to the salary increase assumption.

The valuation is also based on a set of economic assumptions as prescribed by the State Treasurer, specifically an investment return assumption of 7.9%. Based on our most recent analysis, this assumption is outside our reasonable range. If the investment return was lowered, the actuarial accrued liability and statutory contributions would increase and the funded ratio would decrease. Determining results at an alternative investment return assumption is outside the scope of our assignment.

The demographic actuarial assumptions and methods used for funding purposes meet the parameters set forth in GASB Statement No. 25 except with respect to the funding of the contributory and non-contributory group life benefits. The Annual Required Contribution shown on the attached exhibit reflects an actuarial determination of the contributory and non-contributory group life benefits.

The following supporting schedules in the Actuarial Section were prepared by Milliman:

- Summary of Actuarial Assumptions and Methods
- Summary of Retired Member Valuation Data (including schedule of retirants and beneficiaries added to and removed from rolls)
- Schedule of Active Member Valuation Data
- Solvency Test
- Analysis of Financial Experience
- Summary of Principal Plan Provisions

In addition, Milliman prepared the "Schedule of Funding Progress", the "Schedule of Employer Contributions", and the "Reconciliation of Net Pension Obligation" in the Financial Section.

Milliman's work is prepared solely for the internal business use of the State of New Jersey Division of Pension and Benefits. To the extent that Milliman's work is not subject to disclosure under applicable public records laws, Milliman's work may not be provided to third parties without Milliman's prior written consent. Milliman does not intend to benefit or create a legal duty to any third party recipient of its work product. Milliman's consent to release its work product to any third party may be conditioned on the third party signing a Release, subject to the following exception:

- The System may provide a copy of Milliman's work, in its entirety, to the System's professional service advisors who are subject to a duty of confidentiality and who agree to not use Milliman's work for any purpose other than to benefit the System.

This report has been prepared exclusively for the State of New Jersey Division of Pensions and Benefits for a specific and limited purpose. Milliman does not intend to benefit and assumes no duty or liability to other parties who receive this work. It is a complex, technical analysis that assumes a high level of knowledge concerning the State of New Jersey Division of Pensions and Benefits' operations, and uses the State of New Jersey Division of Pensions and Benefits' data, which Milliman has not audited. No third party recipient of Milliman's work product should rely upon Milliman's work product. Such recipients should engage qualified professionals for advice appropriate to their own specific needs.

The consultants who worked on this assignment are pension actuaries. Milliman's advice is not intended to be a substitute for qualified legal or accounting counsel.

In performing this analysis, we relied, without audit, on census data, plan provisions, asset statements and other information (both written and oral) provided by the State of New Jersey Division of Pensions and Benefits. We have not audited or verified the census data, asset statements or other information. To the extent any of these are inaccurate or incomplete, the results of our analysis may likewise be inaccurate or incomplete.

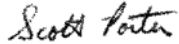
We performed a limited review of the data used directly in our analysis for reasonableness and consistency and have not found material defects in the data. If there are material defects in the data, it is possible that they would be uncovered by a detailed, systematic review and comparison of the data to search for data values that are questionable or for relationships that are materially inconsistent. Such a review was beyond the scope of our assignment.

Future actuarial measurements may differ significantly from the current measurements presented in this analysis due to actual plan experience deviating from the actuarial assumptions, and changes in plan provisions, actuarial assumptions, and applicable law. An assessment of the potential range and cost effect of such differences is beyond the scope of this analysis.

I am a member of the American Academy of Actuaries and meet its Qualification Standard to render this actuarial opinion.

Respectfully submitted,

MILLIMAN, INC.



Scott F. Porter, FSA, MAAA

**STATE OF NEW JERSEY  
DIVISION OF PENSIONS AND BENEFITS  
TEACHERS' PENSION AND ANNUITY FUND**

**SUMMARY OF ACTUARIAL ASSUMPTIONS AND METHODS**

**A. Actuarial Assumptions**

**Interest:** 7.90% per annum, compounded annually (as prescribed by the State Treasurer).

**Salary Scale:** Salary increases vary by years of employment averaging 3.51% for a four year select period (June 30, 2012 — June 30, 2016) averaging 3.86% for a five year select period (June 30, 2016 — June 30, 2021) and averaging 4.47% thereafter. Schedule of annual rates are shown below:

Years of Employment	Select Period Ending		
	June 30, 2016	June 30, 2021	Ultimate Period
0-8	4.10%	4.50%	5.40%
9-12	4.85	5.25	5.95
13	4.80	5.20	5.80
14	4.35	4.85	5.45
15	4.15	4.55	5.05
16	3.70	4.10	4.50
17	3.45	3.85	4.15
18	3.15	3.55	3.95
19	2.90	3.30	3.70
20	2.80	3.10	3.60
21	2.55	2.95	3.25
22	2.30	2.60	3.10
23-25	2.20	2.60	2.95
26-30	2.20	2.40	2.80
31+	2.15	2.25	2.50

**Increases in Compensation Limits:** The IRC Section 401(a)(17) limit is assumed to increase 2.75% per annum, compounded annually. The Social Security Taxable Wage Base is assumed to increase 3.75% per annum, compounded annually.



**STATE OF NEW JERSEY  
DIVISION OF PENSIONS AND BENEFITS  
TEACHERS' PENSION AND ANNUITY FUND**

**SUMMARY OF ACTUARIAL ASSUMPTIONS AND METHODS, *Continued***

**A. Actuarial Assumptions, *Continued***

**Termination:** Withdrawal rates vary by age, years of employment, and gender. Illustrative rates are shown below:

Years of Employment	Less Than 10 Years of Employment		
	Male	Female	
		<40	40+
0	8.19%	7.61%	7.61%
1	6.72	7.00	7.00
2	5.90	6.09	6.09
3	4.17	5.89	3.80
4	3.39	5.65	2.59
5	2.68	5.54	2.19
6	2.36	5.54	1.80
7	2.12	5.36	1.68
8	1.59	5.32	1.43
9	1.52	4.07	1.28

Age	Annual Rates for Those With Deferred Annuity Benefits*					
	10-14 Years of Employment		15-19 Years of Employment		20-24 Years of Employment	
	Male	Female	Male	Female	Male	Female
30	0.81%	4.30%	0.59%	3.52%	0.39%	2.35%
35	0.85	3.21	0.61	2.63	0.41	1.75
40	0.71	1.50	0.51	1.22	0.34	0.82
45	0.59	0.69	0.42	0.57	0.28	0.38
50	0.71	0.70	0.51	0.58	0.34	0.38
55	1.36	1.34	0.98	1.10	0.65	0.73

\* Members must have attained 10 years of service or 60 years of age (62 years of age for Class E and F members, 65 years of age for Class G members) in order to receive an annuity benefit.

Age	Annual Rates for Those Receiving Return of Contributions					
	10-14 Years of Employment		15-19 Years of Employment		20-24 Years of Employment	
	Male	Female	Male	Female	Male	Female
30	0.55%	0.47%	0.40%	0.39%	0.26%	0.26%
35	0.51	0.34	0.37	0.28	0.25	0.19
40	0.34	0.18	0.24	0.14	0.16	0.10
45	0.21	0.07	0.15	0.05	0.10	0.04
50	0.15	0.07	0.11	0.05	0.07	0.04
55	0.10	0.09	0.07	0.07	0.05	0.05

**STATE OF NEW JERSEY  
DIVISION OF PENSIONS AND BENEFITS  
TEACHERS' PENSION AND ANNUITY FUND**

**SUMMARY OF ACTUARIAL ASSUMPTIONS AND METHODS, *Continued***

**A. Actuarial Assumptions, *Continued***

**Retirement:** Rates of retirement vary by age, gender, and eligibility for an unreduced pension and post-retirement medical benefits.

The rates listed below are for members hired prior to July 1, 2007 (Class A and B employees). Illustrative rates are shown below:

Age	Less Than Age 55 or Less Than 25 Years of Service		Attainment of Age 55 and 25 Years of Service			
			First Eligibility		After First Eligibility	
	Male	Female	Male	Female	Male	Female
<47	1.2%	1.2%	N/A	N/A	N/A	N/A
48	1.5	1.5	N/A	N/A	N/A	N/A
49	1.7	1.7	N/A	N/A	N/A	N/A
50	2.0	2.0	N/A	N/A	N/A	N/A
51	2.4	2.4	N/A	N/A	N/A	N/A
52	2.8	2.8	N/A	N/A	N/A	N/A
53	3.8	3.8	N/A	N/A	N/A	N/A
54	4.8	4.8	N/A	N/A	N/A	N/A
55	N/A	N/A	15.0%	16.0%	N/A	N/A
56	N/A	N/A	22.0	19.0	12.0%	13.0%
57	N/A	N/A	22.0	19.0	13.0	14.0
58	N/A	N/A	25.0	25.0	14.0	14.0
59	N/A	N/A	25.0	25.0	15.0	15.0
60	10.0	7.0	27.0	30.0	21.0	20.0
61	10.0	7.0	30.0	32.0	23.0	22.0
62	11.0	10.0	40.0	46.0	36.0	32.0
63	11.0	10.0	40.0	44.0	30.0	26.5
64	11.0	10.0	40.0	44.0	30.0	26.5
65	17.0	15.0	50.0	50.0	38.0	35.0
66-70	17.0	15.0	50.0	50.0	30.0	30.0
71+	20.0	20.0	50.0	50.0	30.0	30.0

**STATE OF NEW JERSEY  
DIVISION OF PENSIONS AND BENEFITS  
TEACHERS' PENSION AND ANNUITY FUND**

**SUMMARY OF ACTUARIAL ASSUMPTIONS AND METHODS, *Continued***

**A. Actuarial Assumptions, *Continued***

The rates listed below are for members hired on or after July 1, 2007 and before November 2, 2008 (Class D employees). Illustrative rates are shown below:

Age	Less Than Age 60 or Less Than 25 Years of Service		Attainment of Age 60 and 25 Years of Service			
			First Eligibility		After First Eligibility	
	Male	Female	Male	Female	Male	Female
<47	0.6%	0.6%	N/A	N/A	N/A	N/A
48	0.8	0.8	N/A	N/A	N/A	N/A
49	0.9	0.9	N/A	N/A	N/A	N/A
50	1.0	1.0	N/A	N/A	N/A	N/A
51	1.2	1.2	N/A	N/A	N/A	N/A
52	1.4	1.4	N/A	N/A	N/A	N/A
53	1.9	1.9	N/A	N/A	N/A	N/A
54	2.4	2.4	N/A	N/A	N/A	N/A
55	11.5	11.5	N/A	N/A	N/A	N/A
56	12.0	12.0	N/A	N/A	N/A	N/A
57	12.5	12.5	N/A	N/A	N/A	N/A
58	13.5	13.5	N/A	N/A	N/A	N/A
59	14.0	14.0	N/A	N/A	N/A	N/A
60	10.0	7.0	29.0%	30.0%	N/A	N/A
61	10.0	7.0	30.0	32.0	23.0%	22.0%
62	11.0	10.0	40.0	46.0	36.0	32.0
63	11.0	10.0	40.0	44.0	30.0	26.5
64	11.0	10.0	40.0	44.0	30.0	26.5
65	17.0	15.0	50.0	50.0	38.0	35.0
66-70	17.0	15.0	50.0	50.0	30.0	30.0
71+	20.0	20.0	50.0	50.0	30.0	30.0

**STATE OF NEW JERSEY  
DIVISION OF PENSIONS AND BENEFITS  
TEACHERS' PENSION AND ANNUITY FUND**

**SUMMARY OF ACTUARIAL ASSUMPTIONS AND METHODS, *Continued***

**A. Actuarial Assumptions, *Continued***

The rates listed below are for members hired after November 1, 2008 and before June 28, 2011 (Class E and F employees). Illustrative rates are shown below:

Age	Less Than Age 62 or Less Than 25 Years of Service		Attainment of Age 62 and 25 Years of Service			
			First Eligibility		After First Eligibility	
	Male	Female	Male	Female	Male	Female
<47	0.6%	0.6%	N/A	N/A	N/A	N/A
48	0.7	0.7	N/A	N/A	N/A	N/A
49	0.8	0.8	N/A	N/A	N/A	N/A
50	0.9	0.9	N/A	N/A	N/A	N/A
51	1.1	1.1	N/A	N/A	N/A	N/A
52	1.3	1.3	N/A	N/A	N/A	N/A
53	1.7	1.7	N/A	N/A	N/A	N/A
54	2.2	2.2	N/A	N/A	N/A	N/A
55	10.5	10.5	N/A	N/A	N/A	N/A
56	10.8	10.8	N/A	N/A	N/A	N/A
57	11.0	11.0	N/A	N/A	N/A	N/A
58	12.0	12.0	N/A	N/A	N/A	N/A
59	12.5	12.5	N/A	N/A	N/A	N/A
60	17.0	19.0	N/A	N/A	N/A	N/A
61	18.5	20.5	N/A	N/A	N/A	N/A
62	29.5	24.0	50.0%	46.0%	N/A	N/A
63	11.0	10.0	40.0	44.0	30.0%	26.5%
64	11.0	10.0	40.0	44.0	30.0	26.5
65	17.0	15.0	50.0	50.0	38.0	35.0
66-70	17.0	15.0	50.0	50.0	30.0	30.0
71+	20.0	20.0	50.0	50.0	30.0	30.0

**STATE OF NEW JERSEY  
DIVISION OF PENSIONS AND BENEFITS  
TEACHERS' PENSION AND ANNUITY FUND**

**SUMMARY OF ACTUARIAL ASSUMPTIONS AND METHODS, *Continued***

**A. Actuarial Assumptions, *Continued***

The rates listed below are for members hired on or after June 28, 2011 (Class G employees). Illustrative rates are shown below:

Age	Less Than Age 65 or Less Than 30 Years of Service		Attainment of Age 65 and 30 Years of Service			
			First Eligibility		After First Eligibility	
	Male	Female	Male	Female	Male	Female
<47	0.3%	0.3%	N/A	N/A	N/A	N/A
48	0.4	0.4	N/A	N/A	N/A	N/A
49	0.4	0.4	N/A	N/A	N/A	N/A
50	0.5	0.5	N/A	N/A	N/A	N/A
51	0.6	0.6	N/A	N/A	N/A	N/A
52	0.7	0.7	N/A	N/A	N/A	N/A
53	0.9	0.9	N/A	N/A	N/A	N/A
54	1.1	1.1	N/A	N/A	N/A	N/A
55	5.0	5.0	N/A	N/A	N/A	N/A
56	6.0	6.0	N/A	N/A	N/A	N/A
57	7.0	7.0	N/A	N/A	N/A	N/A
58	8.0	8.0	N/A	N/A	N/A	N/A
59	9.0	9.0	N/A	N/A	N/A	N/A
60	13.0	14.0	N/A	N/A	N/A	N/A
61	14.0	15.0	N/A	N/A	N/A	N/A
62	35.0	32.0	N/A	N/A	N/A	N/A
63	25.0	25.0	N/A	N/A	N/A	N/A
64	25.0	25.0	N/A	N/A	N/A	N/A
65	40.0	40.0	50.0%	50.0%	N/A	N/A
66-70	17.0	15.0	50.0	50.0	30.0%	30.0%
71+	20.0	20.0	50.0	50.0	30.0	30.0

**STATE OF NEW JERSEY  
DIVISION OF PENSIONS AND BENEFITS  
TEACHERS' PENSION AND ANNUITY FUND**

**SUMMARY OF ACTUARIAL ASSUMPTIONS AND METHODS, *Continued***

**A. Actuarial Assumptions, *Continued***

**Disability:** Incidence of ordinary disabilities among active members apply upon the attainment of 10 years of service until the attainment of first eligibility for retirement. For members eligible for early retirement, the greater of the early retirement and disability benefit is valued. The rates vary by age, gender, and type of disability. Illustrative rates are shown below:

Age	Ordinary		Accidental	
	Male	Female	Male	Female
25	0.0301%	0.0379%	0.0060%	0.0060%
30	0.0473	0.0550	0.0060	0.0060
35	0.0609	0.0674	0.0060	0.0060
40	0.0701	0.0893	0.0060	0.0060
45	0.1023	0.1317	0.0060	0.0060
50	0.1421	0.1759	0.0060	0.0060
55	0.3732	0.3506	0.0060	0.0060

For Class F and G members assumed to receive a disability benefit under Chapter 3, P.L. 2010, it is assumed that Class F members will begin receiving their retirement benefit at the earlier of age 70 or 36 years of service and Class G members will begin receiving their retirement benefit at age 70. The valuation excludes benefits paid from any disability income policy prior to retirement since these benefits are not paid from TPAF.

**Pre-retirement Mortality:** Illustrative rates of mortality of active members which vary by age and gender are shown below. A generational approach is applied using Scale AA to account for future mortality improvement. The base year is 2000. Illustrative rates for the base year are shown below. No accidental deaths are assumed.

Age	Ordinary	
	Male	Female
25	0.0345%	0.0170%
30	0.0376	0.0191
35	0.0353	0.0207
40	0.0591	0.0284
45	0.0890	0.0466
50	0.1342	0.0645
55	0.1978	0.1016
60	0.2747	0.1589
65	0.4263	0.2374
70	0.6725	0.3754

**STATE OF NEW JERSEY  
DIVISION OF PENSIONS AND BENEFITS  
TEACHERS' PENSION AND ANNUITY FUND**

**SUMMARY OF ACTUARIAL ASSUMPTIONS AND METHODS, *Continued***

**A. Actuarial Assumptions, *Continued***

***Post-retirement Mortality:*** Rates of mortality vary by age, gender, and type of retirement. A generational approach is applied using Scale AA to account for future mortality improvement for non-disabled annuitants. The base year is 2000 for males and 2003 for females. Illustrative rates for the base year and Scale AA are shown below:

<b>Age</b>	<b>Service Retirements and Beneficiaries</b>		<b>Scale AA</b>		<b>Disability Retirements</b>	
	<b>Male</b>	<b>Female</b>	<b>Male</b>	<b>Female</b>	<b>Male</b>	<b>Female</b>
45	0.3573%	0.1375%	1.3%	1.6%	1.8057%	0.7078%
50	0.5265	0.2151	1.8	1.7	2.3180	1.0958
55	0.4781	0.3066	1.9	0.8	2.8354	1.5717
60	0.5813	0.4937	1.6	0.6	3.3634	2.0747
65	1.0238	0.6602	1.4	0.5	4.0139	2.6625
70	1.6962	1.0497	1.5	0.6	5.0066	3.5753
75	2.9598	1.7342	1.4	0.8	6.5654	4.9619
80	5.2282	3.0118	1.0	0.7	8.7498	6.8696
85	9.2106	6.4019	0.7	0.6	11.3282	9.5193

STATE OF NEW JERSEY  
DIVISION OF PENSIONS AND BENEFITS  
TEACHERS' PENSION AND ANNUITY FUND

SUMMARY OF ACTUARIAL ASSUMPTIONS AND METHODS, *Continued*

**A. Actuarial Assumptions, *Continued***

***Non-contributory Members:*** 30% are assumed to return to contributory status.

***Beneficiaries:*** 100% of active members are assumed to have a beneficiary for receipt of the lump sum death benefit or employee contribution refund upon death.

***Form of Payment:*** Modified Cash Refund Annuity.

***Special Data Adjustments:*** Determination of employee type is based on Class Code and was used as provided by the Division. Active members where no salary was provided, no date of birth was provided, or ASF was negative were excluded from the valuation. A liability equal to the ASF was held. For beneficiaries where no gender code or date of birth was provided, reasonable assumptions were made based on records provided in prior years or the deceased retiree's records. For retirees with a joint annuitant option code that was missing a spouse's date of birth, husbands are assumed to be 3 years older than wives. All such records were included in the valuation. Retiree members where no benefit and monthly allowance was provided, or no cause, class, or option was provided were excluded from the valuation.

**B. Actuarial Valuation Method:** The projected Unit Credit Method was used as required by Chapter 62, P.L. 1994 as modified by Chapters 115, P.L. 1997 and 133, P.L. 2001. Non-contributory life insurance benefits are funded on a term cost basis.

**C. Asset Valuation Method:** A five year average of market value with write-up was used. This method takes into account appreciation (depreciation) in investments in order to smooth asset values by averaging the excess of the actual over the expected income, on a market value basis, over a five year period. Cash flows are based on an accrual accounting approach. This method is prescribed by statute. The market value of assets is used for the Contributory Group Insurance Premium Fund for GASB purposes.

The interest rate has been decreased from 7.95% to 7.90% per the State Treasurer and the salary increase assumption has been modified to better reflect recent experience.

The IRC Section 401(a)(17) limit increase assumption has been decreased from 3.00% to 2.75% per annum, compounded annually. The Social Security Taxable Wage Base increase assumption has been decreased from 4.00% to 3.75% per annum, compounded annually.



**STATE OF NEW JERSEY  
DIVISION OF PENSIONS AND BENEFITS  
TEACHERS' PENSION AND ANNUITY FUND**

**SCHEDULE OF RETIRED MEMBERS AND BENEFICIARIES  
ADDED TO AND REMOVED FROM ROLLS**

Valuation Date	Added to Rolls		Removed From Rolls		Rolls at End of Year		% Increase in Average Annual Allowance	Average Annual Allowance
	Number	Annual Allowance	Number	Annual Allowance	Number	Annual Allowance		
6/30/07	5,136	N/A	1,753	N/A	71,997	\$2,427,632,794	4.65%	\$33,719
6/30/08	5,188	N/A	1,772	N/A	75,413	2,627,478,324	3.33	34,841
6/30/09	4,684	N/A	1,883	N/A	78,214	2,842,667,672	4.32	36,345
6/30/10	4,147	N/A	2,124	N/A	80,237	2,957,518,144	1.42	36,860
6/30/11	7,744	N/A	2,069	N/A	85,912	3,285,419,699	3.75	38,242
6/30/12	5,496	N/A	2,100	N/A	89,308	3,462,975,740	1.40	38,776

**SCHEDULE OF ACTIVE MEMBER VALUATION DATA**

Valuation Date	Number of Active Members (a)	Annual Compensation (b)	Average Compensation (b/a)	% Increase in Average Compensation
6/30/07	155,096	\$9,676,260,309	\$62,389	2.94%
6/30/08	156,087	10,040,685,465	64,327	3.11
6/30/09	157,109	10,353,262,361	65,899	2.44
6/30/10	157,023	10,659,241,596	67,883	3.01
6/30/11	151,115	10,416,454,800	68,931	1.54
6/30/12	150,200	10,488,890,840	69,833	1.31

**SOLVENCY TEST**

Valuation Date	Accrued Liabilities for			Net Assets Available for Benefits*	Percentage of Accrued Liabilities Covered by Net Assets		
	(1) Active Member contributions	(2) Retirees & Deferred Vested	(3) Active Members (Employer Financed)		(1)	(2)	(3)
6/30/07	\$7,489,958,068	\$25,983,694,501	\$14,653,800,841	\$36,594,817,062	100.00%	100.00%	21.00%
6/30/08	7,914,403,491	28,072,978,525	14,670,896,258	36,541,083,946	100.00	100.00	4.00
6/30/09	8,450,026,966	30,276,614,675	14,691,686,935	34,708,001,341	100.00	87.00	0.00
6/30/10	9,077,370,573	27,435,656,099	11,904,905,673	33,136,475,630	100.00	88.00	0.00
6/30/11	8,987,300,905	30,765,265,431	10,470,122,414	32,156,229,300	100.00	75.00	0.00
6/30/12	9,432,073,781	32,411,855,950	9,560,713,006	31,079,212,983	100.00	67.00	0.00

\*The above table is based on Valuation Assets. As of June 30, 2012, the solvency percentages would be 1) 100%, 2) 51% and 3) 0%, respectively, if based on the market value of assets of \$26,038.0 million.

**STATE OF NEW JERSEY  
DIVISION OF PENSIONS AND BENEFITS  
TEACHERS' PENSION AND ANNUITY FUND**

**ANALYSIS OF FINANCIAL EXPERIENCE  
GAINS AND LOSSES IN UNFUNDED ACCRUED LIABILITIES  
RESULTING FROM DIFFERENCES BETWEEN  
ASSUMED EXPERIENCE AND ACTUAL EXPERIENCE**

<b>Type of Activity</b>	<b>Actual Valuation as of</b>		
	<b>June 30, 2012 (\$ Millions)</b>	<b>June 30, 2011 (\$ Millions)</b>	<b>June 30, 2010* (\$ Millions)</b>
<u>Economic Factors:</u>			
Investment Return	\$(1,260.3)	\$(1,125.6)	\$(1,843.2)
Salary Increases	119.5	330.0	188.3
Pension Adjustments (COLA)	N/A**	251.3	587.5
Expenses	(11.8)	(12.7)	(12.2)
<u>Demographic Factors:</u>			
Active Members	(100.8)	(272.3)	(78.9)
New Entrants	(35.5)	(26.5)	(47.7)
Non-Contributing Members	(15.6)	(17.1)	(28.0)
Retirees and Beneficiaries	(40.1)	(52.9)	(10.0)
<b>Total</b>	<b>\$(1,344.6)</b>	<b>\$(925.8)</b>	<b>\$(1,244.2)</b>

\* 2010 analysis based on 2006 experience study

\*\* Some very small increases were provided during the year to offset negative adjustments from prior years. These increases are included in the demographic factors for retirees and beneficiaries.

STATE OF NEW JERSEY  
DIVISION OF PENSIONS AND BENEFITS  
TEACHERS' PENSION AND ANNUITY FUND

SUMMARY OF PRINCIPAL PLAN PROVISIONS

This summary of plan provisions is intended only to describe the essential features of the plan. All eligibility requirements and benefit amounts shall be determined in strict accordance with the plan document itself.

**1. TYPE OF PLAN**

The Plan is a contributory, defined benefit plan. Effective October 1, 2011, contributions by Members are 6.5% and increase by 1/7 of 1% each July thereafter until an ultimate rate of 7.5% is attained on July 1, 2018. For members hired on or after July 1, 2007, compensation for contributions is capped at the Social Security Taxable Wage Base (\$110,100 for 2012). For compensation in excess of the Social Security Wage Base, contributions on the excess compensation are made to the Defined Contribution Retirement Program.

**2. EFFECTIVE DATE**

The Plan was established in 1919. It was reorganized and integrated with Social Security in 1955. Social Security integration was eliminated in 1966, i.e., reductions in retirement benefits based on Social Security benefits were eliminated.

**3. ELIGIBILITY FOR MEMBERSHIP**

Employees appointed to positions requiring certification as members of a regular teaching or professional staff of a public school system in New Jersey are required to enroll as a condition of employment. Employees of the Department of Education holding unclassified, professional and certificated titles are eligible for membership. Temporary or substitute employees are not eligible. The eligible employee must be scheduled to work at least 32 hours per week effective May 22, 2010, per Chapter 1, P.L. 2010.

**4. DEFINITIONS**

**Fiscal Year:** A Fiscal Year is a 12-month period beginning on July 1 and ending on June 30.

**Credited Service:** A year of Credited Service for each year an employee is a Member of the Retirement System plus service, if any, covered by a prior service liability. Class F members must be scheduled to work at least 32 hours per week, Class E members also must have an annual salary of \$7,500 (indexed for inflation) and other members

must have an annual salary of \$500.

**Final Compensation:** This is the average annual compensation upon which contributions by a member are based on the period consecutive years of Creditable Service immediately preceding retirement or the period of highest fiscal years of Membership Service. The period equals three for members hired prior to May 22, 2010 and five for Class F and later members.

**Final Year Compensation:** This is the compensation upon which contributions by a Member to the Annuity Savings Fund are based in the last year of Membership Service.

**Aggregate Member Contributions:** This is the sum of all amounts deducted from the compensation of a Member or contributed by him or on his behalf without interest.

**Class A Member:** Any member who contributes towards retirement allowance based on 1/64th benefit rate per year of creditable service.

**Class B Member:** Any member hired prior to July 1, 2007 who contributes towards a retirement allowance based on 1/55th benefit rate per year of creditable service.

**Class D Member:** Any member hired on or after July 1, 2007 and before November 2, 2008 who contributes up to the Social Security Taxable Wage Base towards a retirement allowance based on 1/55th benefit rate per year of creditable service payable at age 60.

**Class E Member:** Any member hired after November 1, 2008 and before May 22, 2010 who contributes up to the Social Security Taxable Wage Base towards a retirement allowance based on 1/55th benefit rate per year of creditable service payable at age 62.

**Class F Member:** Any member hired after May 21, 2010 and before June 28, 2011 who contributes up to the Social Security Taxable Wage Base towards a retirement allowance based on 1/60th benefit rate per year of creditable service payable at age 62.

**Class G Member:** Any member hired on or after June 28, 2011 who contributes up to the Social Security Taxable Wage Base towards a retirement

STATE OF NEW JERSEY  
DIVISION OF PENSIONS AND BENEFITS  
TEACHERS' PENSION AND ANNUITY FUND

**SUMMARY OF PRINCIPAL PLAN PROVISIONS, *Continued***

allowance based on 1/60th benefit rate per year of creditable service payable at age 65.

**5. COST-OF-LIVING ADJUSTMENT**

The Pension Adjustment Program provides a cost-of-living adjustment (COLA) to retirees and their survivors who receive a monthly retirement allowance from the TPAF. The first adjustment is received in the 25th month after the member's retirement. Subsequent cost-of-living adjustments are computed annually and are first reflected in February. The rate of increase is equal to 60 percent of the percentage change between the average CPI for the 12 month period ending December 31 in the year of retirement and the August 31 preceding the February adjustment. Any pension adjustments to be paid on or after July 1, 2011 have been eliminated for all members.

**6. RETIREMENT BENEFITS**

***Service Retirement:***

SERVICE RETIREMENT ELIGIBILITY: Eligibility means age 60 (Class A, B, and D), age 62 (Class E and F) or age 65 (Class G) with no minimum service requirement.

SERVICE RETIREMENT BENEFIT: An employee's annual service retirement allowance is equal to a member annuity plus an employer pension which together equals 1/64th of Final Compensation for each year of service for Class A members and 1/55th of Final Compensation for each year of service for Class B, D and E members and 1/60th of Final Compensation for each year of service for Class F and G members. The Member annuity is based on the member contributions credited at the valuation interest rate.

**Note:** See Section 12 for special benefits for veteran members.

***Early Retirement:***

EARLY RETIREMENT ELIGIBILITY: Class A, B, D, E and F members may retire after completion of 25 years of Creditable Service, and Class G members may retire after completion of 30 years of Creditable Service.

EARLY RETIREMENT BENEFIT: The benefit may

be either:

- (i) the lump sum withdrawal benefit described in 7.a. below; or
- (ii) the Service Retirement Benefit reduced by 1/4 of one percent for each month the retirement date precedes age 55 for Class B members; or
- (iii) the Service Retirement Benefit reduced by 1/12 of one percent for each month the retirement date precedes age 60 but over age 55 and by 1/4 of one percent for each month the retirement date precedes age 55, for Class D members.
- (iv) the Service Retirement Benefit reduced by 1/12 of one percent for each month the retirement date precedes age 62 but over age 55 and by 1/4 of one percent for each month the retirement date precedes age 55, for Class E and F members.
- (v) the Service Retirement Benefit reduced by 1/4 of one percent for each month the retirement date precedes age 65, for Class G members.

***Deferred Retirement:***

Eligibility: A Member is eligible upon termination of service prior to age 60 (Class A, B, and D), age 62 (Class E and F) or age 65 (Class G) and after 10 years of Creditable Service.

Deferred Retirement Benefit: The benefit may be either:

- (i) the lump sum withdrawal benefit described in 7.a. above; or
- (ii) a deferred retirement benefit, commencing at age 60 (Class A, B, and D), age 62 (Class E and F) or age 65 (Class G), equal to a member annuity plus an employer pension which together provide a retirement allowance equal to the service retirement benefit based on Final Compensation and Creditable Service at date of termination. Member annuity based on member contributions credited at the valuation interest rate.

**7. TERMINATION BENEFITS**

***Lump Sum Withdrawal:***

STATE OF NEW JERSEY  
DIVISION OF PENSIONS AND BENEFITS  
TEACHERS' PENSION AND ANNUITY FUND

**SUMMARY OF PRINCIPAL PLAN PROVISIONS, Continued**

ELIGIBILITY: A Member is eligible upon termination of service.

LUMP SUM WITHDRAWAL BENEFIT: The benefit equals a refund of Aggregate Member Contributions plus, if the member has completed three years of service, interest accumulated at 2.0% per annum allowed thereon.

**8. DEATH BENEFITS**

***Ordinary Death (Insured) Benefit - Lump Sum (Non-Contributory):***

PRE-RETIREMENT DEATH BENEFIT ELIGIBILITY: Any current active member is eligible.

PRE-RETIREMENT DEATH BENEFIT: The benefit is a lump sum benefit equal to the Aggregate Contributions with interest allowed thereon plus an amount equal to 1-1/2 times Compensation at date of death.

POST-RETIREMENT DEATH BENEFIT PRIOR TO AGE 60 (CLASS A,B, AND D), AGE 62 (CLASS E AND F) OR AGE 65 (CLASS G) ELIGIBILITY: Eligible if disabled or retired early.

POST-RETIREMENT DEATH BENEFIT PRIOR TO AGE 60 (CLASS A, B, AND D), AGE 62 (CLASS E AND F) OR AGE 65 (CLASS G) BENEFIT: The benefit is as follows:

- (1) For death while a Disabled Retiree the benefit is equal to 1-1/2 times Compensation.
- (2) For death while an Early Retiree, the benefit is equal to 3/16 times Compensation.
- (3) For death while vested terminated, the benefit is equal to his Aggregate Contributions with interest allowed thereon.

POST-RETIREMENT DEATH BENEFIT AFTER AGE 60 (CLASS A, B, AND D), AGE 62 (CLASS E AND F) OR AGE 65 (CLASS G) ELIGIBILITY: Eligible after attainment of age 60 for service, deferred and disabled retirements (if not disabled, 10 years of Creditable Service required for members enrolling on or after July 1, 1971).

POST-RETIREMENT DEATH BENEFIT AFTER AGE 60 (CLASS A, B, AND D), AGE 62 (CLASS E AND F) OR AGE 65 (CLASS G) BENEFIT: The benefit payable is equal to 3/16 times

Compensation.

***Contributory Death Benefit:*** An additional, employee-paid, death benefit is also available through group insurance purchased by the Board of Trustees. Contributions for this benefit are required by Members during the first year of enrollment. Participation may be terminated after the first year. The benefit prior to retirement is 2 times compensation. The benefit after retirement is 1/4 times final year compensation (coverage at retirement, and 10 years of participation for Members enrolling on or after July 1, 1970, is required).

***Pre-retirement Accidental Death Benefit:***

ELIGIBILITY: A death resulting from injuries received from an accident during performance of duty and not a result of willful negligence is eligible.

PRE-RETIREMENT LUMP SUM BENEFIT: The benefit is a lump sum equal to 1-1/2 times Compensation.

PRE-RETIREMENT ACCIDENTAL DEATH BENEFIT: The benefit payable is as follows:

- (1) The annuity benefit to a widow or widower is equal to 50% of Compensation, payable for life or until remarriage.
- (2) The annuity benefit, when there is no spouse, or the spouse is remarried, is equal to 20% of Compensation for one child, 35% for two children, 50% for three or more children. The benefit is payable while the children are under age 18 and it is payable for life if they are disabled.
- (3) The annuity benefit, when there is no spouse or children, is equal to 25% of Compensation for one dependent parent and 40% for two dependent parents.
- (4) The benefit, when there is no relation as stated above, is equal to the Aggregate Contributions with interest allowed thereon and is payable to a beneficiary or to the Member's estate. This is also the minimum benefit payable under 1, 2, or 3 above.

**9. DISABILITY BENEFITS**

***Ordinary Disability Retirement:***

STATE OF NEW JERSEY  
DIVISION OF PENSIONS AND BENEFITS  
TEACHERS' PENSION AND ANNUITY FUND

**SUMMARY OF PRINCIPAL PLAN PROVISIONS, Continued**

ELIGIBILITY: A Member is eligible for Ordinary Disability Retirement if he (she) has 10 years of Creditable Service and is totally and permanently incapacitated from the performance of usual or available duties.

ORDINARY DISABILITY RETIREMENT BENEFIT FOR CLASS A, B, D, AND E MEMBERS: The total retirement allowance is equal to the greater of:

- (1) 1.64% of Final Compensation times the number of years of Creditable Service; or
- (2) 43.6% of Final Compensation

**Note:** See Section 12 for special benefits for veteran members.

ORDINARY AND ACCIDENTAL DISABILITY RETIREMENT BENEFIT FOR CLASS F AND G MEMBERS: A disability benefit equal to 60% of salary reduced by the initial Social Security benefit is paid until the earlier of age 70 or commencement of a retirement benefit from a disability income policy outside of TPAF. The policy also makes employee contributions during the period of disability.

***Accidental Disability Retirement for Class A, B, D, and E members:***

ELIGIBILITY: A Member is eligible upon total and permanent incapacitation as a direct result of a traumatic event occurring during and as a result of the performance of regular or assigned duties.

ACCIDENTAL DISABILITY RETIREMENT BENEFIT: The benefit payable is equal to a Member annuity plus an employer pension which together equals 72.7% of the Compensation at date of injury.

**10. ADDITIONAL OLD-PLAN BENEFIT**

An additional pension is payable to any retiree who was a member of the old Teachers' Retirement Fund. This pension is the actuarial equivalent of his contributions to the old Teachers' Retirement Fund without interest.

**11. SPECIAL MINIMUM BENEFIT**

A member who retired prior to 1955 with 20 or more years of service may receive a minimum pension of \$500 a month inclusive of any amounts payable under any pension adjustments.

**12. SPECIAL BENEFITS FOR VETERANS**

***Service Retirement:*** Eligible if member attains age 60 and completes 20 years of service or attains age 55 and completes 25 years of service. Benefit equals 54.5% of highest 12-month contributory compensation.

***Chapter 97 Benefit:*** Eligible if age 55 and completes 35 years of service. Benefit equals 1/55th of final year compensation for each year of service.

**13. BENEFIT AND COMPENSATION LIMITS**

The provisions of IRC Section 415 and IRC Section 401(a)(17), which limit benefits paid and limit compensation used in determining benefits, has been reflected in this report. The IRC Section 415 limit is \$200,000 and the 401(a)(17) compensation cap is \$250,000 for 2012 and is applied on a calendar year basis.

**14. FORMS OF PAYMENT**

***Maximum Option*** — Single life annuity.

***Option 1*** — Single life annuity with return of reserve option.

***Option 2*** — 100% joint and survivor annuity.

***Option 3*** — 50% joint and survivor annuity.

***Option 4*** — Other percentage joint and survivor annuity.

***Option A*** — 100% pop-up joint and survivor annuity.

***Option B*** — 75% pop-up joint and survivor annuity.

***Option C*** — 50% pop-up joint survivor annuity.

***Option D*** — 25% pop-up joint survivor annuity.

**15. CONTRIBUTIONS**

***Member Contributions:*** Each member becoming a member on or after January 1, 1956 and prior to July 1, 2007 contributes at the rate of contribution applicable to Class B members. Any member hired after June 30, 2007 and prior to November 2, 2008 are Class D members. Members hired after November 1, 2008 and prior to May 22, 2010 are Class E members. Members hired after May 21, 2010 are Class F members, and members hired after June 28, 2011 are Class G members.

- (1) CLASS D, E, F, OR G MEMBERSHIP: Class D, E, F, or G members contribute at their applica-

**STATE OF NEW JERSEY  
DIVISION OF PENSIONS AND BENEFITS  
TEACHERS' PENSION AND ANNUITY FUND**

**SUMMARY OF PRINCIPAL PLAN PROVISIONS, Continued**

ble contribution rate up to the Social Security Taxable Wage Base.

- (2) **CLASS B MEMBERSHIP:** Any member on December 31, 1955 may elect to be classified as a Class B member and contribute at the rate of contribution applicable to Class B members at his age at membership. Any such member may elect to increase his accumulated deductions by the amount required by the Board to receive credit as a Class B member for all or part of his service prior to such election.
- (3) **CLASS A MEMBERSHIP:** Any member who is not a veteran and does not elect to be classified as a Class B member continues to contribute at the rate of contribution applicable to his age at membership which was payable prior to the establishment of the integrated system, except that if he became a member subsequent to June 30, 1946 he will pay after January 1, 1955 at the rate of contribution in effect on June 30, 1946 applicable to his age at membership.

Prior to July 1, 1979 different contribution rates were established for men and women. Effective on that date members contribute at rates intermediate between the rates previously applicable to male and female members, computed to provide the same present value of future employee contributions at each entry age on the basis of the membership as constituted on the effective date.

***Local Employer Contributions:***

- (1) **EARLY RETIREMENT INCENTIVE CONTRIBUTIONS:** The State and Local employers which elected to participate in the early retirement incentive programs authorized by Chapters 137, 229 and 231, P.L. 1991 and Chapters 48, 138 and 163, P.L. 1993 and Chapter 23, P.L. 2002 and Chapters 128 and 129, P.L. 2003 pay contributions to cover the additional liability for these programs over amortization periods chosen by the employer (15 years for Chapters 128 and 129) or the amortization period for the Unfunded Accrued Liability of the system (Chapter 23, P.L. 2002 and Chapter 21, P.L. 2008). The remaining present values are re-amortized upon changes to the interest rate assumption. Effective with the revised June 30, 2011 actuarial valuation, for any local employer with an increasing payment amortization sched-

ule, the increase factor is 3.25%.

- (2) **CHAPTER 113 CONTRIBUTIONS:** Certain School Districts have elected to exempt a select group of employees from the compensation limit under IRC Section 401(a)(17) incorporated under Chapter 113. These school districts will pay the full cost of this exemption at a member's date of retirement.

**16. CHANGES IN PLAN PROVISIONS SINCE PRIOR VALUATION**

None.

April 3, 2013

Board of Trustees  
Police and Firemen's Retirement System  
of New Jersey

**Re: Actuary's Certification Letter**

Members of the Board:

An actuarial valuation of the Police and Firemen's Retirement System is performed annually to measure the ongoing costs of the System (with required contributions determined separately for the State and Local employers) and the progress towards the funding goals of the System over time. In general, the financial goal of the Police and Firemen's Retirement System is a pattern of contributions, which is sufficient to cover the normal cost of the System plus the contribution towards the unfunded accrued liability.

In accordance with the New Jersey statutes, employers are required to make two contributions to the System, a normal contribution and an accrued liability contribution. The normal contribution for basic allowances and cost of living adjustments (COLA's) is defined under the Projected Unit Credit funding method as the present value of the benefits accruing during the current year. Prior to the July 1, 2010 valuation, the unfunded accrued liability contribution for basic allowances and COLA's was determined as a level percentage of pay required to amortize the unfunded accrued liability over 30 years in annual payments increasing by 4% per year. The funding reform provisions of Chapter 78, P.L. 2011 changed the methodology used to amortize the unfunded accrued liability. Beginning with the July 1, 2010 actuarial valuation, the accrued liability contribution shall be computed so that if the contribution is paid annually in level dollars, it will amortize the unfunded accrued liability over an open 30 year period. Beginning with the July 1, 2018 actuarial valuation, the accrued liability contribution shall be computed so that if the contribution is paid annually in level dollars it will amortize the unfunded accrued liability over a closed 30 year period (i.e., for each subsequent actuarial valuation, the amortization period will decrease by one year.) Beginning with the July 1, 2028 actuarial valuation when the remaining amortization period reaches 20 years, any increase or decrease in the unfunded accrued liability as a result of actuarial losses or gains for subsequent valuation years shall serve to increase or decrease, respectively, the amortization period for the unfunded accrued liability, unless an increase in the amortization period will cause it to exceed 20 years. If an increase in the amortization period as a result of actuarial losses for a valuation year would exceed 20 years, the accrued liability contribution shall be computed for that valuation year using a 20 year amortization period.

The valuation reflects the funding reform provisions of Chapter 1, P.L. 2010. Chapter 1, P.L. 2010 allows the State Treasurer to phase in to the full recommended pension contribution. The State would be in compliance with its funding requirement provided the State makes a payment of at least 1/7th of the full contribution, as computed by the actuaries, in the State fiscal year commencing July 1, 2011 and makes a payment in each subsequent fiscal year that increases by at least an additional 1/7th until payment of the full contribution is made in the seventh fiscal year and thereafter.

The valuation reflects the final State contribution under Chapter 1, P.L. 2010 for fiscal year 2012, which allowed the State Treasurer to reduce the State normal and accrued liability contributions for fiscal year 2012 of \$375,234,766 to \$53,606,000. This amount excludes the Non-Contributory Group Insurance Premium of \$5,640,203. Accordingly, a fiscal year 2012 employer contribution of only \$53,606,000 was recognized for purposes of this valuation.



In addition, the fiscal year 2013 recommended State pension contribution of \$393,637,547 has been reduced to \$112,467,869 and has been recognized as a receivable contribution for purposes of this valuation. This amount excludes the estimated Non-Contributory Group Insurance Premium of \$8,648,000. Accordingly, a fiscal year 2013 employer contribution of \$112,467,869 was recognized as a receivable contribution for purposes of this valuation. This amount may be subject to change per the requirements of the State's fiscal year 2013 spending plan.

A State contribution of \$398,052,381 is recommended for the fiscal year beginning July 1, 2013. This amount is comprised of an unfunded accrued liability payment of \$274,067,426 plus a normal contribution of \$123,984,955. However, the provisions of Chapter 1, P.L. 2010 allow the State Treasurer to reduce the recommended pension contribution for fiscal year 2014 to no less than 3/7th of the recommended pension contribution. Accordingly, the Chapter 1, P.L. 2010 minimum required pension contribution is \$170,593,879. This is comprised of an unfunded accrued liability payment of \$117,457,469 and a normal contribution of \$53,136,410. This amount excludes the estimated Non-Contributory Group Insurance Premium of \$7,276,000. This amount may be subject to change per the requirements of the State's fiscal year 2014 spending plan.

The valuation reflects Chapter 19, P.L. 2009, which allowed the State Treasurer to reduce Local employers' normal and accrued liability contributions to 50% of the amount certified for the State fiscal year 2009. In addition, certain Local employers who were eligible under Chapter 19, P.L. 2009 to defer 50% of their State fiscal year 2009 pension contribution but did not were permitted to defer 50% of their State fiscal year 2010 recommended pension contribution. This unfunded liability will be paid by the Local employers in level annual payments over a period of 15 years with the first payment due in the fiscal year ending June 30, 2012. The unfunded liability will be adjusted by the rate of return on the actuarial value of assets. The legislation also provides that a Local employer may pay 100% of the recommended contributions for State fiscal years 2009 and 2010. Such an employer will be credited with the full payments and any such amounts will not be included in their unfunded liability.

The valuation reflects the unauthorized early retirement incentive programs offered by certain Local employers. The additional liability incurred by the System due to these programs is included as a receivable contribution.

The underlying demographic data is maintained and provided by the New Jersey Division of Pensions and Benefits. The data is analyzed by Buck Consultants for internal completeness and consistency and compared with the prior valuation data to again ensure consistency.

As required under Chapter 255, P.L. 1944, an actuarial investigation of the demographic experience of the members and beneficiaries of the Police and Firemen's Retirement System is made once in every three-year period. The July 1, 2012 valuation was based on the actuarial assumptions that were determined from the July 1, 2007 – June 30, 2010 Experience Study (which was approved by the Board of Trustees at the November 14, 2011 Board meeting). The Treasurer has recommended a change in the economic assumptions used for the valuation. The rate of investment return has been revised from 7.95% per annum to 7.90% per annum. The assumed salary increases have been reduced (the select period has been extended for five years and the ultimate rate has been decreased by 0.25%). These assumptions will remain in effect for valuation purposes until such time the Board or Treasurer recommends revised assumptions.

The valuation cost method used is the projected unit credit method. This method essentially funds the System's benefits accrued to the valuation date. Experience gains and losses are recognized in future accrued liability contributions. The asset valuation method used was a five-year average of market values with write-up. This method takes into account appreciation (depreciation) in investments in order to smooth asset values by averaging the excess of the actual over the expected income, on a market value basis, over a five-year period.

The valuation does not take into account any changes in U.S. equity prices and bond yields that have occurred after the valuation date. Taking these into account may significantly change the

market and actuarial value of assets shown. The effect of these events on any funded ratios shown, and on Retirement System calculations, is not known. Retirement System funding and financial accounting rules generally prohibit reflection of changes in assets and underlying economic conditions that occur after the valuation date.

The assumptions used to prepare the information required by Statements No. 25, No. 27 and No. 50 of the Governmental Accounting Standards Board (GASB) were the same as those used for funding purposes.

In our opinion, the attached schedules of valuation results fairly represent the status of the Police and Firemen's Retirement System and present an accurate view of historical data. The underlying assumptions and methods used for both funding and GASB disclosure purposes are consistent with the statutory specifications and represent a best estimate of the aggregate future experience of the System.

The following supporting schedules in the Actuarial Section were prepared by Buck Consultants:

- Summary of Actuarial Assumptions and Methods
- Schedule of Retired Members and Beneficiaries Added To and Removed From Rolls
- Schedule of Active Member Valuation Data
- Solvency Test
- Analysis of Past Financial Experience Reconciliation of Employer Contribution Rates
- Brief Summary of the Benefit and Contribution Provisions as Interpreted for Valuation Purposes

In addition, Buck Consultants prepared the "Schedule of Funding Progress" and the "Schedule of Employer Contributions" in the Financial Section.

To the best of our knowledge, this information is complete and accurate. The valuation was performed by, and under the supervision of, independent qualified actuaries who are members of the American Academy of Actuaries with experience in performing valuations for public retirement systems.

The valuation was prepared in accordance with the principles of practice prescribed by the Actuarial Standards Board and generally accepted actuarial procedures and methods. The calculations are based on the current provisions of the Retirement System, and on actuarial assumptions that are individually and in the aggregate internally consistent and reasonable based on the actual experience of the Retirement System.

Respectfully submitted,

Buck Consultants



Janet H. Cranna, M.A.A.A., F.S.A., E.A., F.C.A., M.S.P.P.A.

Principal, Consulting Actuary

**STATE OF NEW JERSEY  
DIVISION OF PENSIONS AND BENEFITS  
POLICE AND FIREMEN'S RETIREMENT SYSTEM**

**SUMMARY OF ACTUARIAL ASSUMPTIONS AND METHODS**

Section 13, Subsection (13) of Chapter 255, P.L. 1944 as amended by Chapter 157, P.L. 1972 of the New Jersey Statutes provides that once in every three-year period the actuary shall examine in detail the demographic experience of the members and beneficiaries of the Police and Firemen's Retirement System to assure that the tables used for determining expected liabilities are consistent with recent experience.

The July 1, 2012 actuarial valuation of the Police and Firemen's Retirement System reflects the recognition of the actuarial assumptions determined from the July 1, 2007 – June 30, 2010 Experience Study which was approved by the Board of Trustees at the November 14, 2011 Board meeting and the revised economic assumptions, which were recommended by the Treasurer.

An outline of the actuarial assumptions and methods used for the July 1, 2012 valuation is as follows:

**Valuation Interest Rate:** 7.90% per annum, compounded annually.

**COLA:** No future COLA is assumed.

**Separations from Service and Salary Increases:** Representative values of the assumed annual rates of separation and annual rates of salary increases are as follows:

Age	Annual Rates of					
	Select Withdrawal					Ultimate Withdrawal
	Up to the 1st Year	2nd Year	3rd Year	4th Year	5 to 9 Years	After 9 Years
25	5.00%	1.62%	1.40%	0.90%	0.35%	0.00%
30	6.00	2.20	1.76	1.31	0.55	0.24
35	7.00	2.25	1.76	1.31	0.77	0.24
40	10.00	2.25	1.85	1.74	0.77	0.27
45	3.50	2.25	1.85	2.32	1.35	0.28
50	0.00	2.25	1.85	2.00	1.60	0.30
55	0.00	0.00	0.00	0.00	0.00	0.00

**STATE OF NEW JERSEY  
DIVISION OF PENSIONS AND BENEFITS  
POLICE AND FIREMEN'S RETIREMENT SYSTEM**

**SUMMARY OF ACTUARIAL ASSUMPTIONS AND METHODS, *Continued***

Age	Annual Rates of				
	Death			Disability	
	Ordinary		Accidental		
	Male*	Female*		Ordinary	Accidental
25	0.037%	0.019%	0.006%	0.050%	0.029%
30	0.038	0.022	0.006	0.147	0.139
35	0.056	0.035	0.008	0.333	0.238
40	0.090	0.055	0.008	0.400	0.318
45	0.121	0.085	0.009	0.448	0.291
50	0.173	0.133	0.009	0.510	0.179
55	0.245	0.197	0.014	0.720	0.161
60	0.363	0.301	0.013	1.280	0.161
64	0.538	0.428	0.008	2.400	0.161
65 & Over	0.000	0.000	0.000	0.000	0.000

\* *RP-2000 Combined Healthy Mortality Tables projected on a generational basis from the base year of 2011 using Projection Scale AA. Rates shown above are unadjusted for Projection Scale AA.*

Age	Annual Rates of				Salary Increases	
	Service Retirements					
	Length of Service					
	Less than 21 Years*	21 to 24 Years	25 Years	26 or More Years	FY2012 to FY2021	FY2022 and Thereafter
25					8.62%	9.62%
30					6.16	7.16
35					4.67	5.67
40	2.50%	0.00%	45.57%	15.40%	4.01	5.01
45	2.50	0.00	52.98	15.40	3.95	4.95
50	3.75	0.00	56.77	15.40	3.95	4.95
55	3.20	0.00	59.04	17.48	3.95	4.95
60	3.20	0.00	77.49	22.78	3.95	4.95
64	37.50	0.00	77.49	37.80	3.95	4.95
65 & Over	100.00	100.00	100.00	100.00		

\* *Retirement assumption prior to age 55 is for any member as of January 18, 2000 upon completion of 20 years of service.*

**STATE OF NEW JERSEY  
DIVISION OF PENSIONS AND BENEFITS  
POLICE AND FIREMEN'S RETIREMENT SYSTEM**

**SUMMARY OF ACTUARIAL ASSUMPTIONS AND METHODS, *Continued***

**Deaths After Retirement:** RP-2000 Combined Healthy Mortality Tables for service retirements and beneficiaries projected on a generational basis from the base year of 2011 using Projection Scale AA. Special mortality tables are used for the period after disability retirement. Representative values of the assumed annual rates of mortality unadjusted for Projection Scale AA are as follows:

Age	Service Retirements and Beneficiaries		Age	Disability Retirements
	Men	Women		
55	0.362%	0.272%	35	0.598%
60	0.675	0.506	40	0.634
65	1.274	0.971	45	0.803
70	2.221	1.674	50	1.058
75	3.783	2.811	55	1.210
80	6.437	4.588	60	1.426
85	11.076	7.745	65	1.949

**Marriage:** Husbands are assumed to be 3 years older than wives. Among the active population, 90% of participants are assumed married. No children are assumed. Neither the percentage married nor the number of children assumption is individually explicit, but they are considered reasonable as a single combined assumption.

**Valuation Method:** Projected Unit Credit Method. This method essentially funds the System's benefits accrued to the valuation date. Experience gains and losses are recognized in future accrued liability contributions. In accordance with Chapter 78, P.L. 2011, beginning with the July 1, 2010 actuarial valuation, the accrued liability contribution shall be computed so that if the contribution is paid annually in level dollars, it will amortize the unfunded accrued liability over an open 30 year period. Beginning with the July 1, 2018 actuarial valuation, the accrued liability contribution shall be computed so that if the contribution is paid annually in level dollars it will amortize the unfunded accrued liability over a closed 30 year period (i.e., for each subsequent valuation, the amortization period shall decrease by one year.) Beginning with the July 1, 2028 actuarial valuation, when the remaining amortization period reaches 20 years, any increase or decrease in the unfunded accrued liability as a result of actuarial losses or gains for subsequent valuation years shall serve to increase or decrease, respectively, the amortization period for the unfunded accrued liability, unless an increase in the amortization period will cause it to exceed 20 years. If an increase in the amortization period as a result of actuarial losses for a valuation year would exceed 20 years, the accrued liability contribution shall be computed for the valuation year using a 20 year amortization period.

Chapter 78, P.L. 2011 increased member contributions from 8.5% to 10.0% of compensation with the increase effective October 2011. Based on discussions with the Division of Pension and Benefits, member contributions in excess of 8.5% of compensation shall not reduce employer normal cost contributions.

**Asset Valuation Method:** A five year average of market values with write-up was used. This method takes into account appreciation (depreciation) in investments in order to smooth asset values by averaging the excess of the actual over the expected income, on a market value basis, over a five-year period.

**STATE OF NEW JERSEY  
DIVISION OF PENSIONS AND BENEFITS  
POLICE AND FIREMEN'S RETIREMENT SYSTEM**

**SCHEDULE OF RETIRED MEMBERS AND BENEFICIARIES  
ADDED TO AND REMOVED FROM ROLLS**

**STATE**

Valuation Date	Added to Rols		Removed From Rols		Rols at End of Year		% Increase in Annual Allowance	Average Annual Allowance
	Number	Annual Allowance	Number	Annual Allowance	Number*	Annual** Allowance		
7/1/12	483	\$21,936,867	83	\$2,596,132	5,423	\$223,064,017	9.57%	\$41,133
7/1/11	578	26,839,762	117	3,116,709	5,023	203,579,687	14.28	40,530
7/1/10	466	20,752,289	85	2,577,204	4,562	178,146,637	11.69	39,050
7/1/09	448	19,077,696	82	2,165,118	4,181	159,495,927	14.73	38,148
7/1/08	430	18,467,571	50	1,293,499	3,815	139,018,953	15.32	36,440
7/1/07	409	17,214,170	70	1,657,156	3,435	120,552,765	17.50	36,844

**LOCAL EMPLOYERS**

Valuation Date	Added to Rols		Removed From Rols		Rols at End of Year		% Increase in Annual Allowance	Average Annual Allowance
	Number	Annual Allowance	Number	Annual Allowance	Number*	Annual** Allowance		
7/1/12	2,131	\$119,315,514	855	\$29,526,388	34,289	\$1,644,739,476	5.88%	\$47,967
7/1/11	2,613	157,395,175	954	29,687,515	33,013	1,553,435,879	9.94	47,055
7/1/10	2,088	117,656,689	856	26,753,568	31,354	1,413,047,858	6.85	45,068
7/1/09	1,703	90,251,963	859	25,570,826	30,122	1,322,470,071	8.20	43,904
7/1/08	1,635	81,814,446	700	21,185,974	29,278	1,222,284,655	6.69	41,748
7/1/07	1,840	87,997,262	829	23,063,802	28,343	1,145,659,599	8.59	41,949

**TOTAL SYSTEM**

Valuation Date	Added to Rols		Removed From Rols		Rols at End of Year		% Increase in Annual Allowance	Average Annual Allowance
	Number	Annual Allowance	Number	Annual Allowance	Number*	Annual** Allowance		
7/1/12	2,614	\$141,252,381	938	\$32,122,520	39,712	\$1,867,803,493	6.31%	\$47,034
7/1/11	3,191	184,234,937	1,071	32,804,224	38,036	1,757,015,566	10.42	46,193
7/1/10	2,554	138,408,978	941	29,330,772	35,916	1,591,194,495	7.37	44,303
7/1/09	2,151	109,329,659	941	27,735,944	34,303	1,481,965,998	8.86	43,202
7/1/08	2,065	100,282,017	750	22,479,473	33,093	1,361,303,608	7.51	41,136
7/1/07	2,249	105,211,432	899	24,720,958	31,778	1,266,212,364	9.38	41,402

\* These values include Domestic Relations beneficiaries in receipt but exclude deferred vested terminations.

\*\* The benefit amounts shown are the annualized benefits as of the valuation date and are not the actual benefits paid during the fiscal year.

**STATE OF NEW JERSEY  
DIVISION OF PENSIONS AND BENEFITS  
POLICE AND FIREMEN'S RETIREMENT SYSTEM**

**SCHEDULE OF ACTIVE MEMBER VALUATION DATA\***

**STATE**

<b>Valuation Date</b>	<b>Number of Active Members</b>	<b>Annual Compensation</b>	<b>Average Compensation</b>	<b>% Increase in Average Compensation</b>
7/1/12	7,187	\$542,344,707	\$75,462	(0.31)%
7/1/11	7,237	547,809,629	75,696	4.07
7/1/10	7,572	550,731,084	72,733	5.81
7/1/09	7,915	544,071,811	68,739	0.18
7/1/08	7,936	544,555,658	68,618	0.37
7/1/07	7,968	544,750,465	68,367	6.55

**LOCAL EMPLOYERS**

<b>Valuation Date</b>	<b>Number of Active Members</b>	<b>Annual Compensation</b>	<b>Average Compensation</b>	<b>% Increase in Average Compensation</b>
7/1/12	33,632	\$3,218,932,891	\$95,710	3.85%
7/1/11	34,762	3,203,676,618	92,160	3.96
7/1/10	36,632	3,247,452,128	88,651	3.04
7/1/09	37,235	3,203,508,603	86,035	2.43
7/1/08	37,530	3,152,174,629	83,991	4.54
7/1/07	37,163	2,985,725,499	80,341	4.39

**TOTAL SYSTEM**

<b>Valuation Date</b>	<b>Number of Active Members</b>	<b>Annual Compensation</b>	<b>Average Compensation</b>	<b>% Increase in Average Compensation</b>
7/1/12	40,819	\$3,761,277,598	\$92,145	3.16%
7/1/11	41,999	3,751,486,247	89,323	3.96
7/1/10	44,204	3,798,183,212	85,924	3.52
7/1/09	45,150	3,747,580,414	83,003	2.08
7/1/08	45,466	3,696,730,287	81,308	3.94
7/1/07	45,131	3,530,475,964	78,227	4.80

\* Includes all contributing and non-contributing active members.

**STATE OF NEW JERSEY  
DIVISION OF PENSIONS AND BENEFITS  
POLICE AND FIREMEN'S RETIREMENT SYSTEM**

**SOLVENCY TEST**

**STATE**

Valuation Date	Accrued Liabilities for			Net Assets Available for Benefits*	Percentage of Accrued Liabilities Covered by Net Assets Available		
	(1) Aggregate Member Contributions	(2) Current Retirees & Beneficiaries	(3) Active & Inactive Members		(1)	(2)	(3)
7/1/12	\$444,953,351	\$2,418,803,841	\$1,163,197,690	\$2,137,727,566	100.00%	69.98%	0.00%
7/1/11	434,353,581	2,240,031,414	1,252,140,684	2,173,255,647	100.00	77.63	0.00
7/1/10	439,239,135	1,914,386,462	1,318,735,661	2,190,654,958	100.00	91.49	0.00
7/1/09	427,713,716	1,998,329,812	1,567,215,952	2,268,272,056	100.00	92.10	0.00
7/1/08	417,037,087	1,745,461,874	1,586,619,949	2,343,170,793	100.00	100.00	11.39
7/1/07	405,941,434	1,477,965,756	1,542,724,623	2,368,209,888	100.00	100.00	31.39

**LOCAL EMPLOYERS**

Valuation Date	Accrued Liabilities for			Net Assets Available for Benefits*	Percentage of Accrued Liabilities Covered by Net Assets Available		
	(1) Aggregate Member Contributions	(2) Current Retirees & Beneficiaries	(3) Active & Inactive Members		(1)	(2)	(3)
7/1/12	\$2,726,801,462	\$16,780,025,399	\$8,198,341,576	\$21,549,327,079	100.00%	100.00%	24.91%
7/1/11	2,611,348,759	16,074,784,440	8,292,498,989	21,051,681,692	100.00	100.00	28.53
7/1/10	2,610,141,488	14,279,203,074	8,712,653,564	20,367,865,987	100.00	100.00	39.92
7/1/09	2,527,185,808	15,411,236,571	10,510,419,386	20,669,565,701	100.00	100.00	25.99
7/1/08	2,396,790,723	14,303,353,327	10,170,962,482	20,404,804,535	100.00	100.00	36.42
7/1/07	2,262,086,714	13,148,597,825	9,151,510,904	19,575,249,807	100.00	100.00	45.51

**TOTAL SYSTEM**

Valuation Date	Accrued Liabilities for			Net Assets Available for Benefits*	Percentage of Accrued Liabilities Covered by Net Assets Available		
	(1) Aggregate Member Contributions	(2) Current Retirees & Beneficiaries	(3) Active & Inactive Members		(1)	(2)	(3)
7/1/12	\$3,171,754,813	\$19,198,829,240	\$9,361,539,266	\$23,687,054,645	100.00%	100.00%	14.06%
7/1/11	3,095,702,340	18,314,815,854	9,544,639,673	23,224,937,339	100.00	100.00	19.53
7/1/10	3,049,380,623	16,193,589,536	10,031,389,225	22,558,520,945	100.00	100.00	33.05
7/1/09	2,954,899,524	17,409,566,383	12,077,635,338	22,937,837,757	100.00	100.00	21.31
7/1/08	2,813,827,810	16,048,815,201	11,757,582,431	22,747,975,328	100.00	100.00	33.05
7/1/07	2,668,028,148	14,626,563,581	10,694,235,527	21,943,459,695	100.00	100.00	43.47

\* Actuarial Value including receivable amounts.



**STATE OF NEW JERSEY  
DIVISION OF PENSIONS AND BENEFITS  
POLICE AND FIREMEN'S RETIREMENT SYSTEM**

**ANALYSIS OF PAST FINANCIAL EXPERIENCE  
RECONCILIATION OF EMPLOYER CONTRIBUTION RATES**

**STATE**

Valuation Year	July 1, 2012	July 1, 2011	July 1, 2010	July 1, 2009	July 1, 2008	July 1, 2007
Prior Year Contribution Rate	74.83% <sup>o</sup>	70.70% <sup>o</sup>	71.02% <sup>o</sup>	64.36% <sup>o</sup>	56.70% <sup>o</sup>	53.70% <sup>o</sup>
<b>Net Change Due to:</b>						
Current New Entrants	0.31	0.22	0.15	0.17	0.18	0.10
Excess Salary Increases	(0.36)	(0.43)	(0.39)	(0.64)	(0.96)	0.16
Assumption/Method Changes	(1.51) <sup>###</sup>	(2.44) <sup>##</sup>	(4.41) <sup>oo</sup>	0.00	1.20	0.00
COLA	0.04	(0.25)	(0.41)	0.31	(0.04)	0.15
Active and Other Experience	(1.43)	(0.01)	0.41	0.01	0.62	0.76
Retiree Experience	0.06	0.01	0.03	0.02	0.08	0.08
Investment Loss/(Gain)	1.32	0.99	1.30	1.64	0.66	0.17
Net Effect of Chapter 8*	(1.13)	0.48	0.68	1.03	1.06	0.33
Appropriation Act**	4.81	5.56	3.99	4.12	4.86	1.25
Chapter 78, P.L. 2011	N/A	N/A	(1.67)	N/A	N/A	N/A
Actual Contribution Rate						
• Prior to Reflecting Chapter 1, P.L. 2010	76.94% <sup>o</sup>	74.83% <sup>o</sup>	70.70% <sup>o</sup>	71.02% <sup>o</sup>	64.36% <sup>o</sup>	56.70% <sup>o</sup>
• Reflecting Chapter 1, P.L. 2010	32.98% <sup>o</sup>	21.38% <sup>o</sup>	10.10% <sup>o</sup>	N/A	N/A	N/A

**STATE OF NEW JERSEY  
DIVISION OF PENSIONS AND BENEFITS  
POLICE AND FIREMEN'S RETIREMENT SYSTEM**

**ANALYSIS OF PAST FINANCIAL EXPERIENCE  
RECONCILIATION OF EMPLOYER CONTRIBUTION RATES**

**LOCAL EMPLOYERS**

Valuation Year	July 1, 2012	July 1, 2011	July 1, 2010	July 1, 2009	July 1, 2008	July 1, 2007
Prior Year Contribution Rate	24.01% <sup>o</sup>	23.08% <sup>o</sup>	30.20% <sup>o</sup>	27.85% <sup>o</sup>	24.37% <sup>o</sup>	24.11% <sup>o</sup>
<b>Net Change Due to:</b>						
Current New Entrants	0.08	0.07	0.21	0.15	0.12	0.13
Excess Salary Increases	(0.40)	(0.47)	(0.42)	(0.70)	0.30	0.17
Assumption/Method Changes	(0.90) <sup>###</sup>	(0.05) <sup>##</sup>	0.66 <sup>oo</sup>	0.00	2.73	0.00
COLA	0.04	(0.30)	(0.50)	0.40	(0.06)	0.24
Active and Other Experience	1.18	2.47	1.83	1.97	1.13	1.10
Retiree Experience	0.07	0.01	0.04	0.03	0.12	0.12
Investment Loss/(Gain)	1.59	1.20	1.68	2.29	0.80	0.05
Net Effect of Chapter 8*	(1.77)	(2.00)	(1.89)	(1.79)	(1.66)	(1.55)
Chapter 108	0.00	0.00	0.00	0.00	0.00	0.00
Chapter 78, P.L. 2011	N/A	N/A	(8.73)	N/A	N/A	N/A
Actual Contribution Rate <sup>#</sup>	23.90% <sup>o</sup>	24.01% <sup>o</sup>	23.08% <sup>o</sup>	30.20% <sup>o</sup>	27.85% <sup>o</sup>	24.37% <sup>o</sup>

\* Net effect of the change in the calculation of the July 1, 1998 actuarial value of System assets and elimination of the Local Employers' accrued liability contribution for the period ending June 30, 1997.

\*\* Net change for July 1, 2011 and July 1, 2012 are due to the provisions of Chapter 1, P.L. 2010. Net change due to Appropriation Act for July 1, 2010 includes 0.17% change due to the Fiscal Year 2010 Appropriation Act, 0.15% change due to the Fiscal Year 2011 Appropriation Act and 3.67% for the Fiscal Year 2012 Appropriation Act. Net change due to Appropriation Act for July 1, 2009 includes 0.26% change due to the Fiscal Year 2009 Appropriation Act, 0.08% change due to the Fiscal Year 2010 Appropriation Act and 3.78% for the Fiscal Year 2011 Appropriation Act. Net change due to Appropriation Act for July 1, 2008 includes 1.63% change due to the Fiscal Year 2009 Appropriation Act and 3.23% change due to the Fiscal Year 2010 Appropriation Act.

# Includes rates attributable to Chapter 204 requirement which is billed to specific locations.

## Net effect of the Board approved revised demographic assumptions based on the June 30, 2011 experience investigations and the Treasurer approved revised economic assumptions.

### Net effect of the Board approved revised demographic assumptions based on the Treasurer approved revised economic assumptions.

Ø Excludes contribution rates payable to the Non-Contributory Group Insurance Premium Fund. For State, the contribution rates are 1.41% for 2012, 1.64% for 2011, 1.53% for 2010, 1.46% for 2009, 1.47% for 2008 and 1.47% for 2007. For Local, the contribution rates are .86% for 2012, 1.00% for 2011, .85% for 2010, 1.20% for 2009, 1.22% for 2008 and 1.25% for 2007.

ØØ Due to the State's decision to reduce the lag period between the valuation year and the contribution from three years to two years.

STATE OF NEW JERSEY  
DIVISION OF PENSIONS AND BENEFITS  
POLICE AND FIREMEN'S RETIREMENT SYSTEM

**BRIEF SUMMARY OF THE BENEFIT AND CONTRIBUTION  
PROVISIONS AS INTERPRETED FOR VALUATION PURPOSES**

**1. ELIGIBILITY FOR MEMBERSHIP**

Enrollment is restricted to eligible policemen and firemen who are permanent and full-time and who pass the physical and mental fitness requirements. The maximum enrollment age is 35.

**2. DEFINITIONS**

***Plan Year:*** The 12-month period beginning on July 1 and ending on June 30.

***Credited Service:*** A year of service is credited for each year an employee is a Member of the Retirement System plus service, if any, covered by a prior service liability.

***Average Final Compensation (AFC):*** The average annual compensation for the three consecutive years of Service immediately preceding retirement or the highest three consecutive fiscal years of Membership Service.

***Compensation:*** Base salary upon which contributions by a Member to the Annuity Savings Fund were based in the last year of Service. For Accidental Death, benefits are computed at the annual rate of salary. In accordance with Chapter 1, P.L. 2010, for members hired on or after May 22, 2010, compensation cannot exceed the annual maximum wage contribution base for Social Security pursuant to the Federal Insurance Contribution Act.

***Final Compensation (FC):*** Annual compensation received by the member in the last 12 months of Credited Service preceding his retirement. In accordance with Chapter 1, P.L. 2010, for members hired on or after May 22, 2010, FC means the average annual compensation for the three fiscal years of membership providing the largest benefit.

***Accumulated Deductions:*** The sum of all amounts deducted from the compensation of a Member or contributed by him or on his behalf without interest.

**3. BENEFITS**

***Service Retirement:*** Eligibility means age 55 or 20

years of credited service for an employee who was a member of the Retirement System as of January 18, 2000 and age 55 for an employee who became a member of the Retirement System after January 18, 2000; mandatory at age 65 (except that a member hired prior to January 1, 1987 may remain a member of the System until the member attains the earlier of age 68 or 25 years of service). Benefit is an annual retirement allowance equal to a member annuity plus an employer pension which together equals the greater of:

- (i) 1/60th of FC for each year of Credited Service; or
- (ii) 2% of FC multiplied by years of Credited Service up to 30 plus 1% of FC multiplied by years of Service over 30. (Prior to January 18, 2000, this benefit was based on AFC rather than FC. However, Policy Memorandum 4-2000, which interpreted the provisions of Chapter 428, P.L. 1999, authorized the change in the salary basis).
- (iii) 50% of FC if the member has 20 or more years of Credited Service.

Chapter 428 also requires that, in addition to the 50% of FC benefit, any member as of January 18, 2000 who will have 20 or more years of Credited Service and is required to retire upon attaining age 65 (except that a member hired prior to January 1, 1987 may remain a member of the System until the member attains the earlier age of 68 or 25 years of creditable service), shall receive an additional benefit equal to 3% of FC for each year of Credited Service over 20 years but not over 25 years.

***Special Retirement:*** After completion of 25 years of Credited Service. The annual retirement benefit is equal to a member annuity plus an employer pension which together equal 65% of FC plus 1% of FC for each year of Credited Service over 25. Effective for members hired after June 28, 2011, the annual retirement benefit is equal to a member annuity plus an employer pension which together equal 60% of FC plus 1% of FC for each year of credited service over 25. There is a maximum ben-

**STATE OF NEW JERSEY  
DIVISION OF PENSIONS AND BENEFITS  
POLICE AND FIREMEN'S RETIREMENT SYSTEM**

**BRIEF SUMMARY OF THE BENEFIT AND CONTRIBUTION PROVISIONS, *Continued***

enefit of 70% of FC (65% of FC for members hired after June 28, 2011) except for those members with 30 or more years of Credited Service on June 30, 1979.

***Vested Termination:***

- a. Eligible upon termination of service prior to age 55 and prior to 10 years of Service. The benefit equals a refund of Accumulated Deductions less any outstanding loans.
- b. Eligible upon termination of service prior to age 55 and after 10 years of Service (but less than 20 years if a member on or prior to January 18, 2000 or less than 25 years of service if a member after January 18, 2000). The benefit is a deferred retirement benefit, commencing at age 55, equal to a member annuity plus an employer pension which together provide a retirement allowance equal to 2% of FC multiplied by years of Credited Service, up to 30 plus 1% of FC multiplied by years of credited service over 30.

***Death Benefits:***

**ORDINARY DEATH BENEFIT - LUMP SUM**

- (1) If a member dies prior to retirement, the benefit payable is as follows:  
A lump sum amount equal to 3-1/2 times FC payable to the member's beneficiary.
- (2) After retirement but prior to age 55, the benefit is as follows:
  - (i) For death while a Disabled Retiree the benefit is equal to 3-1/2 times Compensation.
  - (ii) For death while a Deferred Retiree the benefit is equal to his Accumulated Deductions.
  - (iii) For death while a Retiree who has completed 20 years of Service, the benefit is equal to 1/2 times FC.
- (3) After retirement and after age 55, the benefit payable is equal to 1/2 times Compensation. (Note: If a Member is not disabled, 10 years of Credited Service is required for Members enrolling after July 1, 1971.)

**ORDINARY DEATH BENEFIT - SURVIVOR ANNUITY**

- (1) If a member dies prior to retirement, the benefit

payable to a widow (widower) is equal to 50% of FC (20% of FC payable to one child, 35% of FC payable to two children or 50% of FC payable to three or more children if there is no surviving widow or widower or if the widow or widower dies or remarries or 25% of FC payable to one parent or 40% of FC payable to two parents if no surviving widow, widower, or child. If no widow, widower, child, or parent, the benefit payable to a beneficiary is the aggregate Accumulated Contributions at the time of death).

- (2) For any member who retired after December 18, 1967, the benefit payable to widow (widower) is equal to 50% of FC plus 15% of FC for one child and 25% of FC for two or more children.

If no spouse, or spouse remarries, the benefit is equal to 20% of FC for one child, 35% for two children, and 50% for three or more children.

There is also a minimum benefit payable to widows (widowers) of \$4,500 a year.

- (3) For any member who retired with an Accidental Disability Benefit, the benefit payable is equal to \$4,500 a year to the widow (widower). If there is no widow (widower) the benefit payable is \$600 a year for 1 child, \$960 a year for 2 children, and \$1,500 a year for 3 or more children. The benefit for children is payable until age 18.

**ACCIDENTAL DEATH BENEFIT**

A death while active resulting from injuries received from an accident during performance of duty is eligible for a lump sum equal to the Accumulated Deductions plus 3-1/2 times Compensation plus an annuity benefit payable is as follows:

- (i) The benefit to a widow or widower is equal to 70% of Compensation.
- (ii) The benefit, when there is no spouse, or spouse is remarried, is equal to 20% of Compensation for one child, 35% for two children, 50% for three or more children. The benefit is payable while the children are under age 18, or until age 24 if they are full-time students, or it is payable for life if they are disabled.
- (iii) The benefit, when there is no spouse or children, is equal to 25% of Compensation for one parent and 40% for two parents.

**STATE OF NEW JERSEY  
DIVISION OF PENSIONS AND BENEFITS  
POLICE AND FIREMEN'S RETIREMENT SYSTEM**

**BRIEF SUMMARY OF THE BENEFIT AND CONTRIBUTION PROVISIONS, *Continued***

- (iv) The benefit, when there is no relation as stated above, is equal to the Accumulated Deductions and is payable to a beneficiary or to the Member's estate. This is also the minimum benefit payable under (i), (ii) and (iii).

***Disability Benefits:***

**ORDINARY DISABILITY RETIREMENT**

A Member is eligible for Ordinary Disability Retirement if he (she) has 4 years of Service and is totally and permanently incapacitated from the performance of usual or available duties. The benefit is equal to the greater of:

- (i) 1-1/2% of FC times the number of years of Credited Service; or
- (ii) 40% of FC.

In addition, a member who has at least 20 years but less than 25 years of Credited Service and who is required to retire upon application by the employer on or after January 18, 2000 shall receive a benefit equal to a member annuity plus an employer pension which together provide a total retirement allowance equal to 50% of FC plus 3% of FC multiplied by the number of years of Credited Service over 20 but not over 25.

**ACCIDENTAL DISABILITY RETIREMENT**

A Member is eligible upon total and permanent incapacitation from the performance of usual or available duties as a result of injury during the performance of regular duties. The benefit payable is equal to a Member annuity plus an employer pension which together equals 2/3 of the Compensation at date of injury.

**SPECIAL DISABILITY RETIREMENT**

A member is eligible for Special Disability Retirement if he (she) has 5 years of Credited Service, is under age 55, and has received a heart transplant. The benefit payable is equal to a Member annuity plus an employer pension which together equals 50% of FC.

**4. MEMBER CONTRIBUTIONS**

Each member contributes 8.5% of Compensation. Chapter 78, P.L. 2011 increased the Member Contributions from 8.5% to 10% of Compensation effective October 2011.

April 3, 2013

Board of Trustees  
State Police Retirement System  
of New Jersey

**Re: Actuary's Certification Letter**

Members of the Board:

An actuarial valuation of the State Police Retirement System is performed annually to measure the ongoing costs of the System and the progress towards the funding goals of the System over time. In general, the financial goals of the State Police Retirement System are a pattern of contributions, which is sufficient to cover the normal cost of the System plus the contribution towards the unfunded accrued liability.

In accordance with the New Jersey statutes, employers are required to make two contributions to the System, a normal contribution and an accrued liability contribution. The normal contribution for basic allowances and cost of living adjustments (COLA's) is defined under the Projected Unit Credit funding method as the present value of the benefits accruing during the current year. Prior to the July 1, 2010 valuation, the unfunded accrued liability contribution for basic allowances and COLA's was determined as a level percentage of pay required to amortize the unfunded accrued liability over 30 years in annual payments increasing by 4.0% per year. The funding reform provisions of Chapter 78, P.L. 2011 changed the methodology used to amortize the unfunded accrued liability. Beginning with the July 1, 2010 actuarial valuation, the accrued liability contribution shall be computed so that if the contribution is paid annually in level dollars, it will amortize the unfunded accrued liability over an open 30 year period. Beginning with the July 1, 2019 actuarial valuation, the accrued liability contribution shall be computed so that if the contribution is paid annually in level dollars it will amortize the unfunded accrued liability over a closed 30 year period (i.e., for each subsequent actuarial valuation, the amortization period shall decrease by one year). Beginning with the July 1, 2029 actuarial valuation when the remaining amortization period reaches 20 years, any increase or decrease in the unfunded accrued liability as a result of actuarial losses or gains for subsequent valuation years shall serve to increase or decrease, respectively, the amortization period for the unfunded accrued liability, unless an increase in the amortization period will cause it to exceed 20 years. If an increase in the amortization period as a result of actuarial losses for a valuation year would exceed 20 years, the accrued liability contribution shall be computed for the valuation year using a 20 year amortization period.

The valuation reflects the funding reform provisions of Chapter 1, P.L. 2010. Chapter 1, P.L. 2010 allows the State Treasurer to phase in to the full recommended pension contribution. The State would be in compliance with its funding requirement provided the State makes a payment of at least 1/7th of the full contribution, as computed by the actuaries, in the State fiscal year commencing July 1, 2011 and makes a payment in each subsequent fiscal year that increases by at least an additional 1/7th until payment of the full contribution is made in the seventh fiscal year and thereafter.

The valuation reflects the final State contribution under Chapter 1, P.L. 2010 for fiscal year 2012, which allowed the State Treasurer to reduce the State normal and accrued liability contributions for fiscal year 2012 of \$89,671,744 to \$12,810,000. In addition, the fiscal year 2013 recommended State pension contribution of \$89,535,903 has been reduced to \$25,581,686 and has been recognized as a receivable contribution for purposes of this valuation. This amount may be subject to change per the requirements of the State's fiscal year 2013 spending plan.

A contribution of \$106,977,623 is recommended for the fiscal year beginning July 1, 2013. This amount is comprised of an unfunded accrued liability payment of \$67,962,316 plus a normal contribution of \$39,015,307. However, the provisions of Chapter 1, P.L. 2010 allow the State Treasurer to reduce the recommended pension contribution for fiscal year 2014 to no less than 3/7th of the recommended pension contribution. Accordingly, the Chapter 1, P.L. 2010 minimum required pension contribution is \$45,847,553. This is comprised of an unfunded accrued liability payment of \$29,126,707 and a normal contribution of \$16,720,846. This amount may be subject to change per the requirements of the State's fiscal year 2014 spending plan.

The underlying demographic data is maintained and provided by the New Jersey Division of Pensions and Benefits. The data is analyzed by Buck Consultants for internal completeness and consistency and compared with the prior valuation data to again ensure consistency.

As required under Chapter 89, P.L. 1965 experience studies are performed once in every three year period. The valuation was prepared on the basis of the demographic assumptions that were determined from the July 1, 2008 – June 30, 2011 Experience Study and approved by the Board of Trustees at the September 25, 2012 Board meeting. The Treasurer has recommended a change in the economic assumptions used for the valuation. The rate of investment return has been revised from 7.95% per annum to 7.90% per annum. The assumed future salary increases have been revised to be 3.45% per annum for fiscal year ending 2012 through fiscal year ending 2021 and 4.45% per annum for fiscal years ending 2022 and thereafter. These assumptions will remain in effect for valuation purposes until such time the Board or the Treasurer recommends revised assumptions.

The valuation cost method used is the projected unit credit method. This method essentially funds the System's benefits accrued to the valuation date. Experience gains and losses are recognized in future accrued liability contributions. The asset valuation method used was a five-year average of market values with write-up. This method takes into account appreciation (depreciation) in investments in order to smooth asset values by averaging the excess of the actual over the expected income, on a market value basis, over a five-year period.

The valuation does not take into account any changes in U.S. equity prices and bond yields that have occurred after the valuation date. Taking these into account may significantly change the market and actuarial value of assets shown. The effect of these events on any funded ratios shown, and on Retirement System calculations, is not known. Retirement System funding and financial accounting rules generally prohibit reflection of changes in assets and underlying economic conditions that occur after the valuation date.

The assumptions used to prepare the information required by Statements No. 25, No. 27 and No. 50 of the Governmental Accounting Standards Board (GASB) were the same as those used for funding purposes.

In our opinion, the attached schedules of valuation results fairly represent the status of the State Police Retirement System and present an accurate view of historical data. The underlying assumptions and methods used for both funding and GASB disclosure purposes are consistent with the statutory specifications and represent a best estimate of the aggregate future experience of the System.

The following supporting schedules in the Actuarial Section were prepared by Buck Consultants:

- Summary of Actuarial Assumptions and Methods
- Schedule of Retired Members and Beneficiaries Added To and Removed From Rolls
- Schedule of Active Member Valuation Data
- Solvency Test

- Analysis of Past Financial Experience Reconciliation of Employer Contribution Rates
- Summary of the Benefit and Contribution Provisions as Interpreted for Valuation Purposes


In addition, Buck Consultants prepared the "Schedule of Funding Progress" and the "Schedule of Employer Contributions" in the Financial Section.

To the best of our knowledge, this information is complete and accurate. The valuation was performed by, and under the supervision of, independent qualified actuaries who are members of the American Academy of Actuaries with experience in performing valuations for public retirement systems.

The valuation was prepared in accordance with the principles of practice prescribed by the Actuarial Standards Board and generally accepted actuarial procedures and methods. The calculations are based on the current provisions of the Retirement System, and on actuarial assumptions that are individually and in the aggregate internally consistent and reasonable based on the actual experience of the Retirement System.

Respectfully submitted,

Buck Consultants



Janet H. Cranna, M.A.A.A., F.S.A., E.A., F.C.A., M.S.P.P.A.

Principal, Consulting Actuary



**STATE OF NEW JERSEY  
DIVISION OF PENSIONS AND BENEFITS  
STATE POLICE RETIREMENT SYSTEM**

**SUMMARY OF ACTUARIAL ASSUMPTIONS AND METHODS**

Section 32 of Chapter 89, P.L. 1965 of the New Jersey Statutes provides that once in every three-year period the actuary shall examine in detail the demographic experience of the members and beneficiaries of the State Police Retirement System to assure that the tables used for determining expected liabilities are consistent with recent experience.

The demographic assumptions used for the July 1, 2012 actuarial valuation of the State Police Retirement System were based on the results of the experience study, which covered the period from July 1, 2008 to June 30, 2011, which were approved by the Board of Trustees, and the revised economic assumptions, which were recommended by the Treasurer.

An outline of the actuarial assumptions and methods used for the July 1, 2012 valuation is as follows:

**Valuation Interest Rate:** 7.90% per annum, compounded annually.

**COLA:** No future COLA is assumed.

**Salary Increases:** Salaries are assumed to increase by 3.45% per year for fiscal year ending 2012 through fiscal year ending 2021 and 4.45% per year for fiscal years ending 2022 and thereafter.

**Termination:** Withdrawal rates vary by length of service. Illustrative rates are shown below:

Age	Lives Per Thousand	
	Less Than 5 Years of Service	Five to Nineteen Years of Service
25	5.0	0.0
30	5.0	4.0
35	8.3	1.0
40	0.0	1.5
45	0.0	2.0
50	0.0	0.0

**Separations from Service:** Representative mortality, disability, and retirement rates are as follows:

Age	Annual Rates of*				
	Ordinary Death**		Accidental Death	Ordinary Disability	Accidental Disability
	Male	Female			
25	0.4%	0.2%	0.4%	0.6%	0.3%
30	0.4	0.3	0.5	0.9	0.5
35	0.6	0.5	0.5	2.4	1.9
40	0.9	0.7	0.5	2.5	2.1
45	1.2	1.1	0.6	3.1	2.1
50	1.7	1.7	0.9	5.4	2.2

\* Per one thousand lives.

\*\* RP-2000 Combined Healthy Male (set back 3 years) and RP-2000 Combined Healthy Female Mortality Tables projected on a generational basis from the base year of 2012 using Projection Scale AA. Rates shown above are unadjusted for Projection Scale AA.

**STATE OF NEW JERSEY  
DIVISION OF PENSIONS AND BENEFITS  
STATE POLICE RETIREMENT SYSTEM**

**SUMMARY OF ACTUARIAL ASSUMPTIONS AND METHODS, *Continued***

**Marriage:** Husbands are assumed to be 3 years older than wives. Among the active population, 83.3% of participants are assumed married. No children are assumed. Neither the percentage married nor number of children assumption is individually explicit but they are considered as a single combined assumption.

**Valuation Method:** Projected Unit Credit Method. This method essentially funds the System's benefits accrued to the valuation date. Experience gains and losses are recognized in future accrued liability contributions. In accordance with Chapter 78, P.L. 2011, beginning with the July 1, 2010 actuarial valuation, the accrued liability contribution shall be computed so that if the contribution is paid annually in level dollars, it will amortize the unfunded accrued liability over an open 30 year period. Beginning with the July 1, 2019 actuarial valuation, the accrued liability contribution shall be computed so that if the contribution is paid annually in level dollars it will amortize the unfunded accrued liability over a closed 30 year period (i.e., for each subsequent valuation, the amortization period shall decrease by one year). Beginning with the July 1, 2029 actuarial valuation, when the remaining amortization period reaches 20 years, any increase or decrease in the unfunded accrued liability as a result of actuarial losses or gains for subsequent valuation years shall serve to increase or decrease, respectively, the amortization period for the unfunded accrued liability, unless an increase in the amortization period will cause it to exceed 20 years. If an increase in the amortization period as a result of actuarial losses for a valuation year would exceed 20 years, the accrued liability contribution shall be computed for the valuation year using a 20 year amortization period.

Chapter 78, P.L. 2011 increased the member contributions from 7.5% to 9.0% of compensation. Based on discussions with the Division of Pension and Benefits, member contributions in excess of 7.5% of compensation shall not reduce the State normal cost contribution.

**Asset Valuation Method:** A five-year average of market values with write-up. (This method takes into account appreciation (depreciation) in investments in order to smooth asset values by averaging the excess of the actual over the expected income, on a market value basis, over a five-year period.)

**Deaths After Retirement:** For healthy inactive members and beneficiaries of deceased members the RP-2000 Combined Healthy Male (set back 3 years) and RP-2000 Combined Healthy Female Mortality tables projected on a generational basis from the base year of 2012 using Projection Scale AA. For disabled members the RP-2000 Combined Healthy Male (set forward 5 years) and RP-2000 Combined Healthy Female Mortality (set forward 5 years) tables are used. Illustrative rates of mortality unadjusted for Projection Scale AA are shown below:

Age	Lives Per Thousand			
	Retired Members and Beneficiaries of Deceased Members		Disabled Members	
	Males	Females	Males	Females
55	2.7	2.7	6.8	5.1
60	4.7	5.1	12.7	9.7
65	8.8	9.7	22.2	16.7
70	16.1	16.7	37.8	28.1
75	27.3	28.1	64.4	45.9
80	46.9	45.9	110.8	77.5
85	80.5	77.5	183.4	131.7
90	136.0	131.7	267.5	194.5

**STATE OF NEW JERSEY  
DIVISION OF PENSIONS AND BENEFITS  
STATE POLICE RETIREMENT SYSTEM**

**SUMMARY OF ACTUARIAL ASSUMPTIONS AND METHODS, *Continued***

***Rates of Retirement:*** Rates of retirement vary by length of service and age (if more than 24 years of service) with 100% of those remaining at age 55 retiring at age 55. The rates are shown below:

<b>Service</b>	<b>Lives Per 100</b>
20	2.0
21	0.5
22	0.0
23	0.0
24	0.0
25	45.5
Greater than 25:	
(a) through age 42	5.0
(b) ages 43-47	25.0
(c) ages 48-53	30.0
(d) age 54	55.0

**STATE OF NEW JERSEY  
DIVISION OF PENSIONS AND BENEFITS  
STATE POLICE RETIREMENT SYSTEM**

**SCHEDULE OF RETIRED MEMBERS AND BENEFICIARIES  
ADDED TO AND REMOVED FROM ROLLS**

Valuation Date	Added to Rolls		Removed From Rolls		Rolls at End of Year		% Increase in Annual Allowance	Average Annual Allowance
	Number	Annual Allowance	Number	Annual Allowance	Number*	Annual** Allowance		
7/1/12	256	\$17,483,694	44	\$1,557,365	3,030	\$169,491,353	10.81%	\$55,938
7/1/11	232	14,848,311	66	2,030,490	2,818	152,950,538	10.14	54,276
7/1/10	107	6,656,153	40	1,345,937	2,652	138,873,702	3.97	52,366
7/1/09	119	7,458,400	54	1,593,106	2,585	133,573,198	7.53	51,672
7/1/08	155	9,823,122	61	1,709,085	2,520	124,219,225	8.44	49,293
7/1/07	130	7,185,755	42	1,173,986	2,426	114,548,588	8.19	47,217

\* These values include beneficiaries in receipt but exclude deferred vested terminations.

\*\* The benefit amounts shown are the annualized benefits as of the valuation date and are not the actual benefits paid during the fiscal year.

**SCHEDULE OF ACTIVE MEMBER VALUATION DATA**

Valuation Date	Number of Active Members	Annual Compensation	Average Compensation	% Increase (Decrease) in Average Compensation
7/1/12	2,721	\$283,219,927	\$104,086	7.56%
7/1/11	2,844	275,219,752	96,772	1.12
7/1/10	3,030	289,980,657	95,703	0.48
7/1/09	3,016	287,267,502	95,248	(0.14)
7/1/08	2,947	281,087,566	95,381	3.90
7/1/07	2,999	275,301,995	91,798	4.38

**SOLVENCY TEST**

Valuation Date	Accrued Liabilities for			Net Assets Available for Benefits*	Percentage of Accrued Liabilities Covered by Net Assets Available		
	(1) Aggregate Member Contributions	(2) Current Retirees & Beneficiaries	(3) Active & Inactive Members		(1)	(2)	(3)
7/1/12	\$180,407,372	\$1,822,707,659	\$764,653,782	\$1,995,388,133	100.00%	99.58%	0.00%
7/1/11	182,626,003	1,634,856,377	764,468,466	2,015,624,130	100.00	100.00	25.92
7/1/10	185,587,970	1,466,806,024	844,700,143	2,019,350,048	100.00	100.00	43.44
7/1/09	175,349,297	1,647,110,535	1,002,955,736	2,067,242,877	100.00	100.00	24.41
7/1/08	166,360,000	1,492,340,059	950,464,810	2,136,006,509	100.00	100.00	50.22
7/1/07	160,384,261	1,399,050,008	926,214,961	2,101,672,160	100.00	100.00	58.54

\*Actuarial value including receivable amounts.

**STATE OF NEW JERSEY  
DIVISION OF PENSIONS AND BENEFITS  
STATE POLICE RETIREMENT SYSTEM**

**ANALYSIS OF PAST FINANCIAL EXPERIENCE  
RECONCILIATION OF EMPLOYER CONTRIBUTION RATES**

Valuation Year	July 1, 2012	July 1, 2011	July 1, 2010	July 1, 2009	July 1, 2008	July 1, 2007
Effective Prior Year Contribution Rate	32.53%**	30.92%**	36.11%**	29.34%**	27.57%**	26.52%**
<b>Net Change Due to:</b>						
Current New Entrants	0.11	0.00	0.43	0.60	0.26	0.36
Excess Salary Increases	1.58	(0.64)	(1.60)	(0.87)	(0.21)	0.14
Assumption/Method Changes	0.20	(1.75)	N/A	2.41	N/A	N/A
COLA	0.00	(0.39)	(0.56)	0.43	(0.61)	0.28
Retiree Mortality	0.37	0.05	0.10	0.06	0.05	0.07
Active and Other Experience	(0.88)	0.19	0.59	(0.20)	(0.03)	(0.55)
Investment Loss/(Gain)	1.87	1.61	1.90	2.66	0.86	(0.02)
Appropriation Act*	2.00	2.54	2.17	1.68	1.45	0.77
Chapter 78, P.L. 2011	N/A	N/A	(8.22)	N/A	N/A	N/A
Actual Contribution Rate:						
• Prior to Reflecting Chapter 1, P.L.2010	37.78%**	32.53%**	30.92%**	36.11%**	29.34%**	27.57%**
• Reflecting Chapter 1, P.L. 2010	16.18%**	9.30%**	4.42%**	N/A	N/A	N/A

\* Changes in 2011 and 2012 are due to the provisions of Chapter 1, P.L. 2010.

\*\* Excludes contribution rates of 0.67% for 2012, 0.73% for 2011, 0.62% for 2010, 0.56% for 2009, 0.55% for 2008 and 0.65% for 2007 for premiums payable to the Non-Contributory Group Insurance Premium Fund.

STATE OF NEW JERSEY  
DIVISION OF PENSIONS AND BENEFITS  
STATE POLICE RETIREMENT SYSTEM

**SUMMARY OF THE BENEFIT AND CONTRIBUTION  
PROVISIONS AS INTERPRETED FOR VALUATION PURPOSES**

**1. ELIGIBILITY FOR MEMBERSHIP**

All members of the former State Police and Benevolent Fund: full-time commissioned officers, non-commissioned officers or troopers of the Division of State Police. Membership is a condition of employment.

**2. DEFINITIONS**

**Plan Year:** The 12-month period beginning on July 1 and ending on June 30.

**Service:** Service rendered while a member as described above.

**Credited Service:** A year is credited for each year of service as an officer or trooper in the State Police. Service with other State Retirement Systems is included in the calculation of the retirement benefit at the rate of 1% of final compensation for each year of service credit.

**Compensation:** Based on contractual salary, including maintenance allowance, received by the member in the last 12 months of credited service preceding retirement, termination or death. Compensation does not include individual salary adjustments granted primarily in anticipation of the retirement or for temporary or extracurricular duties beyond the ordinary work day. (Effective June 30, 1996, Chapter 113, P.L. 1997 provided that the amount of compensation used for employer and member contributions and benefits under the program cannot exceed the compensation limitation of Section 401(a)(17) of the Internal Revenue Code; Chapter 1, P.L. 2010 provides that for members hired on or after May 22, 2010, the amount of compensation used for employer and member contributions and benefits under the System cannot exceed the annual maximum wage contribution base for Social Security, pursuant to the Federal Insurance Contributions Act.)

**Final Compensation:** Average compensation received by member in last 12 months of credited service preceding retirement or death. Such term includes the value of the member's maintenance allowance for the same period. (Chapter 1, P.L. 2010 provides that for members hired on or after May 22, 2010, Final Compensation means the average annual salary for service for which contributions are made during any three fiscal years of

membership providing the largest possible benefit to the member or the member's beneficiary . Such term shall include the value of the member's maintenance allowance.)

**Aggregate Contributions:** The sum of all amounts deducted from the compensation of a member or contributed by him or on his behalf. For contribution purposes, compensation does not include overtime, bonuses, maintenance or any adjustments before retirement.

**Adjusted Final Compensation:** The amount of compensation or final compensation as adjusted, as the case may be, increased by the same percentage increase which is applied in any adjustments of the compensation schedule of active members after the member's death and before the date on which the deceased member of the retirement system would have accrued 25 years of service under an assumption of continuous service, at which time that amount will become fixed. Adjustments to compensation or adjusted final compensation shall take effect at the same time as any adjustments in the compensation schedule of active members.

**3. BENEFITS**

**Service Retirement:** Mandatory retirement at age 55. Voluntary retirement prior to age 55 with 20 years of credited service. Benefit is an annual retirement allowance equal to the greater of (a), (b), or (c), as follows:

- a. 50% of final compensation;
- b. For members retiring with 25 or more years of service, 65% of final compensation, plus 1% for each year of service in excess of 25 years, to a maximum of 70% of final compensation.
- c. For members as of August 29, 1985 who would not have 20 years of service by age 55, benefit as defined in (a) above. For members as of August 29, 1985 who would have 20 years of service but would not have 25 years of service at age 55, benefit as defined in (a) above plus 3% for each year of service in excess of 20 years.

**Vested Termination:** Termination of service prior to age 55. Benefit for 10 to 20 years of Service - Refund of aggregate contributions, or a deferred life annuity

**STATE OF NEW JERSEY  
DIVISION OF PENSIONS AND BENEFITS  
STATE POLICE RETIREMENT SYSTEM**

**SUMMARY OF THE BENEFIT AND CONTRIBUTION PROVISIONS, *Continued***

beginning at age 55 equal to 2% of final compensation for each year of service up to 20 years.

***Ordinary Death:***

**BEFORE RETIREMENT**

Death of an active member of the plan. Benefit is equal to:

- a. Lump sum payment equal to 3-1/2 times final compensation, plus
- b. Spousal life annuity of 50% of final compensation payable until spouse's death or remarriage. If there is no surviving spouse, or upon death or remarriage, a total of 20%, 35% or 50% of final compensation payable to one, two or three dependent children, respectively. If there is no surviving spouse (or dependent children), an amount equal to 25% or 40% of final compensation to one or two dependent parents.

Minimum benefit: Aggregate contributions.

**AFTER RETIREMENT**

Death of a retired member of the plan. The benefit is equal to:

- a. Lump sum of 50% of final compensation, plus
- b. Spousal life annuity of 50% of final compensation payable until spouse's death or remarriage. If there is no surviving spouse, or upon death or remarriage, a total of 20%, 35% or 50% of final compensation payable to one, two or three dependent children, respectively.

***Accidental Death:*** Death of an active member of the plan resulting during performance of duties. Benefit is equal to:

- a. Lump sum payment equal to 3-1/2 times final compensation, plus
- b. Spousal life annuity of 70% of final compensation payable until spouse's death. If there is no surviving spouse, or upon death of the surviving spouse, a total of 20%, 35% or 50% of adjusted final compensation payable to one, two, or three dependent children, respectively. If there is no surviving spouse or dependent children, 25% or 40% of final compensation to one or two dependent parents.

***Ordinary Disability Retirement:*** Mentally or physically incapacitated for the performance of his usual

duty and of any other available duty in the Division of State Police and such incapacity is likely to be permanent.

- a. The benefit for members with less than four years of service is a refund of the member's aggregate contributions.
- b. For members with at least four years of service, the benefit is an immediate life annuity equal to 40% of final compensation plus 1-1/2% of final compensation for years of creditable service in excess of 26-2/3.
- c. For members who are forced to retire with 20 but less than 25 years of service, the benefit is 50% of the member's final compensation plus 3% of final compensation for each year of service in excess of 20 years, to a maximum of 65% of final compensation.

For death following disability retirement, a lump sum equal to 3-1/2 times final compensation if death occurs prior to age 55 or 1/2 of final compensation after age 55.

***Accidental Disability Retirement:*** Totally and permanently disabled as a direct result of a traumatic event occurring during and as a result of his regular or assigned duties. Benefit is an immediate life annuity equal to 2/3 of final compensation. Upon death after disability retirement, lump sum benefit of 3-1/2 times final compensation if death occurs before 55 and 1/2 times final compensation if death occurs after age 55.

**4. MEMBER CONTRIBUTIONS**

Each member contributes 7.5% of Compensation. Chapter 78, P.L. 2011 increased Member Contributions from 7.5% to 9.0% of Compensation effective October 2011.

April 3, 2013

State House Commission  
Judicial Retirement System  
of New Jersey

**Re: Actuary's Certification Letter**

Members of the Commission:

An actuarial valuation of the Judicial Retirement System is performed annually to measure the ongoing costs of the System and the progress towards the funding goals of the System over time. In general, the financial goals of the Judicial Retirement System are a pattern of contributions, which is sufficient to cover the normal cost of the System plus the contribution towards the unfunded accrued liability.

In accordance with the New Jersey statutes, employers are required to make two contributions to the System, a normal contribution and an accrued liability contribution. The normal contribution for basic allowances and cost of living adjustments (COLA's) is defined under the Projected Unit Credit funding method as the present value of the benefits accruing during the current year. Prior to the July 1, 2010 valuation, the unfunded accrued liability contribution for basic allowances and COLA's was determined as a level percentage of pay required to amortize the unfunded accrued liability over 30 years in annual payments increasing by 4.0% per year. The funding reform provisions of Chapter 78, P.L. 2011 changed the methodology used to amortize the unfunded accrued liability. Beginning with the July 1, 2010 actuarial valuation, the accrued liability contribution shall be computed so that if the contribution is paid annually in level dollars, it will amortize the unfunded accrued liability over an open 30 year period. Beginning with the July 1, 2019 actuarial valuation, the accrued liability contribution shall be computed so that if the contribution is paid annually in level dollars it will amortize the unfunded accrued liability over a closed 30 year period (i.e., for each subsequent actuarial valuation, the amortization period shall decrease by one year). Beginning with the July 1, 2029 actuarial valuation when the remaining amortization period reaches 20 years, any increase or decrease in the unfunded accrued liability as a result of actuarial losses or gains for subsequent valuation years shall serve to increase or decrease, respectively, the amortization period for the unfunded accrued liability, unless an increase in the amortization period will cause it to exceed 20 years. If an increase in the amortization period as a result of actuarial losses for a valuation year would exceed 20 years, the accrued liability contribution shall be computed for the valuation year using a 20 year amortization period.

The valuation reflects the funding reform provisions of Chapter 1, P.L. 2010. Chapter 1, P.L. 2010 allows the State Treasurer to phase in to the full recommended pension contribution. The State would be in compliance with its funding requirement provided the State makes a payment of at least 1/7th of the full contribution, as computed by the actuaries, in the State fiscal year commencing July 1, 2011 and makes a payment in each subsequent fiscal year that increases by at least an additional 1/7th until payment of the full contribution is made in the seventh fiscal year and thereafter.

The valuation reflects the final State contribution under Chapter 1, P.L. 2010 for fiscal year 2012, which allowed the State Treasurer to reduce the State normal and accrued liability contributions for fiscal year 2012 of \$38,352,572 to \$5,479,000. In addition, the fiscal year 2013 recommended State pension contribution of \$40,751,804 has been reduced to \$11,643,372 and has been recognized as a receivable contribution for purposes of this valuation. This amount may be subject to change per the requirements of the State's fiscal year 2013 spending plan.

A contribution of \$44,682,385 is recommended for the fiscal year beginning July 1, 2013. This is



comprised of an unfunded accrued liability payment of \$27,716,084 and a normal contribution of \$16,966,301. However, the provisions of Chapter 1, P.L. 2010 allows the State Treasurer to reduce the recommended pension contribution for fiscal year 2014 to no less than 3/7th of the recommended pension contribution. Accordingly, the Chapter 1, P.L. 2010 minimum required pension contribution is \$19,149,594. This is comprised of an unfunded accrued liability payment of \$11,878,322 and a normal contribution of \$7,271,272. This amount may be subject to change per the requirements of the State's fiscal year 2014 spending plan.

The underlying demographic data is maintained and provided by the New Jersey Division of Pensions and Benefits. The data is analyzed by Buck Consultants for internal completeness and consistency and compared with the prior valuation data to again ensure consistency.

As required under Chapter 140, P.L. 1973, experience studies are performed once in every three year period. The valuation was prepared on the basis of the demographic assumptions that were determined from the July 1, 2008 – June 30, 2011 Experience Study and approved by the State House Commission. The Treasurer has recommended a change in the economic assumptions used for the valuation. The rate of investment return has been revised from 7.95% per annum to 7.90% per annum. The assumed future salary increases have been revised to be 2.50% per annum for fiscal year ending 2012 through fiscal year ending 2021 and 3.50% per annum for fiscal years ending 2022 and thereafter. These assumptions will remain in effect for valuation purposes until such time the State House Commission or the Treasurer recommends revised assumptions.

The valuation cost method used is the projected unit credit method. This method essentially funds the System's benefits accrued to the valuation date. Experience gains and losses are recognized in future accrued liability contributions. The asset valuation method used was a five-year average of market values with write-up. This method takes into account appreciation (depreciation) in investments in order to smooth asset values by averaging the excess of the actual over the expected income, on a market value basis, over a five-year period.

The valuation does not take into account any changes in U.S. equity prices and bond yields that have occurred after the valuation date. Taking these into account may significantly change the market and actuarial value of assets shown. The effect of these events on any funded ratios shown, and on Retirement System calculations, is not known. Retirement System funding and financial accounting rules generally prohibit reflection of changes in assets and underlying economic conditions that occur after the valuation date.

The assumptions used to prepare the information required by Statements No. 25, No. 27 and No. 50 of the Governmental Accounting Standards Board (GASB) were the same as those used for funding purposes.

In our opinion, the attached schedules of valuation results fairly represent the status of the Judicial Retirement System and present an accurate view of historical data. The underlying assumptions and methods used for both funding and GASB disclosure purposes are consistent with the statutory specifications and represent a best estimate of the aggregate future experience of the System.

The following supporting schedules in the Actuarial Section were prepared by Buck Consultants:

- Summary of Actuarial Assumptions and Methods
- Schedule of Retired Members and Beneficiaries Added To and Removed From Rolls
- Schedule of Active Member Valuation Data
- Solvency Test
- Analysis of Past Financial Experience Reconciliation of Employer Contribution Rates
- Summary of the Benefit and Contribution Provisions as Interpreted for Valuation Purposes

In addition, Buck Consultants prepared the "Schedule of Funding Progress" and the "Schedule of Employer Contributions" in the Financial Section.

To the best of our knowledge, this information is complete and accurate. The valuation was performed by, and under the supervision of, independent qualified actuaries who are members of the American Academy of Actuaries with experience in performing valuations for public retirement systems.

The valuation was prepared in accordance with the principles of practice prescribed by the Actuarial Standards Board and generally accepted actuarial procedures and methods. The calculations are based on the current provisions of the Retirement System, and on actuarial assumptions that are individually and in the aggregate internally consistent and reasonable based on the actual experience of the Retirement System.

Respectfully submitted,

Buck Consultants



Janet H. Cranna, M.A.A.A., F.S.A., E.A., F.C.A., M.S.P.P.A.

Principal, Consulting Actuary

**STATE OF NEW JERSEY  
DIVISION OF PENSIONS AND BENEFITS  
JUDICIAL RETIREMENT SYSTEM**

**SUMMARY OF ACTUARIAL ASSUMPTIONS AND METHODS**

Section 31 of Chapter 140, P.L. 1973 of the New Jersey Statutes provides that once in every three-year period the actuary shall examine in detail the demographic experience of the members and beneficiaries of the Judicial Retirement System to assure that the tables used for determining expected liabilities are consistent with recent experience.

The demographic assumptions used for the July 1, 2012 actuarial valuation of the Judicial Retirement System were based on the results of the experience study, which covered the period from July 1, 2008 to June 30, 2011, which were approved by the State House Commission, and the revised economic assumptions, which were recommended by the Treasurer.

An outline of the actuarial assumptions and methods used for the July 1, 2012 valuation is as follows:

**Valuation Interest Rate:** 7.90% per annum, compounded annually.

**COLA:** No future COLA is assumed.

**Salary Increases:** Salaries are assumed to increase by 2.50% per year for fiscal year ending 2012 through fiscal year ending 2021 and 3.50% per year for fiscal years ending 2022 and thereafter.

**Separations From Service:** Representative mortality and disability rates are as follows:

Age	Lives per Thousand		
	Death		Disability
	Male	Female	
30	0.38	0.22	0.22
35	0.44	0.35	0.26
40	0.77	0.55	0.33
45	1.08	0.85	0.64
50	1.51	1.33	1.14
55	2.14	2.02	1.97
60	3.62	3.48	3.26
65	6.75	6.66	4.73

\* *RP-2000 Combined Healthy Male and RP-2000 Combined Healthy Female Mortality Tables (set back 5 years for males and 3 years for females) projected on a generational basis from the base year of 2012 using Projection Scale AA. The above rates are unadjusted for Projection Scale AA.*

**STATE OF NEW JERSEY  
DIVISION OF PENSIONS AND BENEFITS  
JUDICIAL RETIREMENT SYSTEM**

**SUMMARY OF ACTUARIAL ASSUMPTIONS AND METHODS, *Continued***

**Deaths After Retirement:** RP-2000 Combined Healthy Mortality Tables (set back 5 years for males and 3 years for females) for service retirement and beneficiaries of former members projected on a generational basis from the base year of 2012 using Projection Scale AA. The RP-2000 Disability Mortality Tables (set forward 2 years for males and females) are used to value disabled retirees. Representative values of the annual rates of mortality unadjusted for Projection Scale AA are as follows:

Age	Lives Per Thousand			
	Retired Members and Beneficiaries of Deceased Members		Disabled Members	
	Males	Females	Males	Females
55	2.14	2.02	38.03	18.65
60	3.62	3.48	44.98	24.08
65	6.75	6.66	54.45	31.32
70	12.74	12.16	69.41	42.85
75	22.21	20.66	92.15	59.54
80	37.83	34.11	121.88	82.30
85	64.37	56.29	155.23	114.51
90	110.76	96.34	216.61	159.92

**Retirement:** It was assumed that the probability of retirement at age 65 for those judges who have 12 or more years of judicial service at age 65 is at 25% per year. In addition, retirement for members who have attained age 60 with 20 years of judicial service or attained age 65 with 15 years judicial service is at 30% at age 60, 25% at age 65 and 20% for all other ages between ages 60 and 70. At age 70, all remaining active members are assumed to retire.

**Marriage:** Husbands are assumed to be 3 years older than wives. Among the active population, 90% of participants are assumed married. No children are assumed. Neither the percentage married nor the number of children assumption is individually explicit but are considered reasonable as a single combined assumption.

**Valuation Method:** Projected Unit Credit Method. This method essentially funds the System's benefits accrued to the valuation date. Experience gains and losses are recognized in future accrued liability contributions. In accordance with Chapter 78, P.L. 2011, beginning with the July 1, 2010 actuarial valuation, the accrued liability contribution shall be computed so that if the contribution is paid annually in level dollars, it will amortize the unfunded accrued liability over an open 30 year period. Beginning with the July 1, 2019 actuarial valuation, the accrued liability contribution shall be computed so that if the contribution is paid annually in level dollars, it will amortize the unfunded accrued liability over a closed 30 year period (i.e., for each subsequent actuarial valuation the amortization period shall decrease by one year.) Beginning with the July 1, 2029 actuarial valuation, when the remaining amortization period reaches 20 years, any increase or decrease in the unfunded accrued liability as a result of actuarial losses or gains for subsequent valuation years shall serve to increase or decrease, respectively, the amortization period for the unfunded accrued liability, unless an increase in the amortization period will cause it to exceed 20 years. If an increase in the amortization period as a result of actuarial losses for a valuation year would exceed 20 years, the accrued liability contribution shall be computed for the valuation year using a 20 year amortization period.

Chapter 78, P.L. 2011 increased the member contributions by 9% of salary, phased-in over a seven year period. Based on discussions with the Division of Pensions and Benefits, the increase in member contributions due to Chapter 78, P.L. 2011 shall not reduce the State's normal cost contribution.

**Asset Valuation Method:** A five year average of market values with write-up was used. This method takes into account appreciation (depreciation) in investments in order to smooth asset values by averaging the excess of the actual over the expected income, on a market value basis, over a five-year period.

**STATE OF NEW JERSEY  
DIVISION OF PENSIONS AND BENEFITS  
JUDICIAL RETIREMENT SYSTEM**

**SCHEDULE OF RETIRED MEMBERS AND BENEFICIARIES  
ADDED TO AND REMOVED FROM ROLLS**

Valuation Date	Added to Rolls		Removed From Rolls		Rolls at End of Year		% Increase in Annual Allowance	Average Annual Allowance
	Number	Annual Allowance	Number	Annual Allowance	Number*	Annual** Allowance		
7/1/12	34	\$3,723,186	21	\$1,423,636	535	\$46,167,613	5.24%	\$86,295
7/1/11	41	3,699,618	24	1,442,965	522	43,868,063	6.35	84,038
7/1/10	47	4,424,782	24	1,659,228	505	41,250,479	7.22	81,684
7/1/09	38	3,502,225	21	1,605,240	482	38,472,184	7.91	79,818
7/1/08	38	3,186,664	24	1,700,472	465	35,650,855	5.20	76,669
7/1/07	27	2,361,097	13	790,746	451	33,889,262	7.52	75,142

\* These values include beneficiaries in receipt but exclude deferred vested terminations.

\*\* The benefit amounts shown are the annualized benefits as of the valuation date and are not the actual benefits paid during the fiscal year.

**SCHEDULE OF ACTIVE MEMBER VALUATION DATA**

Valuation Date	Number of Active Members	Annual Compensation	Average Compensation	% Increase(Decrease) in Average Compensation
7/1/12	407	\$67,497,660	\$165,842	(0.16)%
7/1/11	406	67,437,125	166,101	0.01
7/1/10	432	71,746,413	166,080	(0.07)
7/1/09	422	70,133,372	166,193	5.17
7/1/08	425	67,159,516	158,022	5.36
7/1/07	421	63,144,685	149,987	5.60

**SOLVENCY TEST**

Valuation Date	Accrued Liabilities for			Net Assets Available for Benefits*	Percentage of Accrued Liabilities Covered by Net Assets Available		
	(1) Aggregate Member Contributions	(2) Current Retirees & Beneficiaries	(3) Active & Inactive Members		(1)	(2)	(3)
7/1/12	\$19,799,227	\$417,423,315	\$167,958,092	\$290,191,842	100.00%	64.78%	0.00%
7/1/11	18,353,365	394,760,527	172,586,895	310,724,782	100.00	74.06	0.00
7/1/10	17,967,938	354,390,110	182,182,355	329,030,387	100.00	87.77	0.00
7/1/09	17,288,107	364,446,307	212,308,961	355,522,646	100.00	92.81	0.00
7/1/08	16,312,046	336,317,176	200,655,425	383,958,713	100.00	100.00	15.61
7/1/07	15,917,212	319,653,218	189,399,900	391,321,939	100.00	100.00	29.44

\*Actuarial value including receivable amounts.

**STATE OF NEW JERSEY  
DIVISION OF PENSIONS AND BENEFITS  
JUDICIAL RETIREMENT SYSTEM**

**ANALYSIS OF PAST FINANCIAL EXPERIENCE  
RECONCILIATION OF EMPLOYER CONTRIBUTION RATES**

Valuation Year	July 1, 2012	July 1, 2011	July 1, 2010	July 1, 2009	July 1, 2008	July 1, 2007
Effective Prior Year Contribution Rate	60.43%**	53.45%**	49.41%**	42.97%**	41.32%**	38.26%**
<b>Net Change Due to:</b>						
Current New Entrants	1.73	0.20	2.62	1.52	1.47	0.52
Excess Salary Increases	(0.97)	(1.37)	(1.38)	(0.15)	(0.02)	0.09
Assumption/Method Changes	0.61	(3.87)	0.00	0.32	0.00	0.00
COLA	N/A	(0.19)	(0.46)	0.29	(0.24)	0.25
Retiree Mortality	0.12	0.04	(0.04)	0.01	0.05	0.18
Active and Other Experience	(1.05)	6.37	(1.46)	0.02	(2.40)	0.71
Investment Loss/(Gain)	1.52	1.37	1.43	2.03	0.70	0.16
Appropriation Act*	3.81	4.43	2.94	2.40	2.09	1.15
Chapter 78, P.L. 2011	N/A	N/A	0.40	N/A	N/A	N/A
Actual Contribution Rate:						
• Prior to Reflecting Chapter 1, P.L. 2010	66.20%**	60.43%**	53.46%**	49.41%**	42.97%**	41.32%**
• Reflecting Chapter 1, P.L. 2010	28.37%**	17.27%**	7.64%**	N/A	N/A	N/A

\* Changes in 2011 and 2012 are due to the provisions of Chapter 1, P.L. 2010.

\*\* Excludes contribution rates of 1.29% for 2012, 1.34% for 2011, 1.34% for 2010, 1.23% for 2009, 1.65% for 2008 and 1.14% for 2007 for premiums payable to the Non-Contributory Group Insurance Premium Fund.

**STATE OF NEW JERSEY  
DIVISION OF PENSIONS AND BENEFITS  
JUDICIAL RETIREMENT SYSTEM**

**SUMMARY OF THE BENEFIT AND CONTRIBUTION  
PROVISIONS AS INTERPRETED FOR VALUATION PURPOSES**

**1. ELIGIBILITY FOR MEMBERSHIP**

Chief Justice and associate justices of the Supreme Court, judges of the Superior Court and tax courts of the State of New Jersey.

**2. DEFINITIONS**

**Plan Year:** The 12-month period beginning on July 1 and ending on June 30.

**Service:** A year is credited for each year of service as a public employee in the State of New Jersey. Any service, for which member did not receive annual salary of at least \$500, shall be excluded.

**Final Salary:** Annual salary received by the member at the time of retirement or other termination of service. (Effective June 30, 1996, Chapter 113, P.L. 1997 provided that the amount of compensation used for employer and member contributions and benefits under the program cannot exceed the compensation limitation of Section 401(a)(17) of the Internal Revenue Code).

**Accumulated Deductions:** The sum of all amounts deducted from the compensation of a member or contributed by him or on his behalf.

**Retirement Allowance:** Pension derived from contributions of the State plus the annuity derived from employee contributions.

**3. BENEFITS**

**Service Retirement:**

a. Mandatory retirement at age 70. Voluntary retirement prior to age 70 as follows:

- (1) Age 70 and 10 years of judicial service;
- (2) Age 65 and 15 years of judicial service; or
- (3) Age 60 and 20 years of judicial service.

Benefit is an annual retirement allowance equal to 75% of final salary.

b. Age 65 while serving as a judge, 5 consecutive years of judicial service and 15 years in the aggregate of public service; or

Age 60 while serving as a judge, 5 consecutive years of judicial service and 20 years in the aggregate of public service.

Benefit is an annual retirement allowance equal to 50% of final salary.

c. Age 60 while serving as a judge, 5 consecutive

years of judicial service and 15 years in the aggregate to public service. Benefit is an annual retirement allowance equal to 2% of final salary for each year of public service up to 25 years plus 1% of final salary for each year in excess of 25 years.

d. Age 60 while serving as a judge. Benefit is an annual retirement allowance equal to 2% of final salary for each year of judicial service up to 25 years plus 1% for each year in excess of 25 years.

**Early Retirement:** Prior to age 60 while serving as a judge, 5 consecutive years of judicial service and 25 or more years in the aggregate of public service. Benefit is an annual retirement allowance equal to 2% of final salary for each year of public service up to 25 years plus 1% of final salary for each year of public service in excess of 25 years, actuarially reduced for commencement prior to age 60.

**Vested Termination:** Termination of service prior to age 60, with 5 consecutive years of judicial service and 10 years in the aggregate of public service. Benefit is a refund of accumulated deductions, or a deferred life annuity beginning at age 60 equal to 2% of final salary for each year of public service up to 25 years, plus 1% for service in excess of 25 years.

**Death Benefits:**

**BEFORE RETIREMENT:** Death of an active member of the plan. Benefit is equal to:

- a. Lump sum payment equal to 1-1/2 times final salary, plus
- b. Spousal life annuity of 25% of final salary payable until spouse's remarriage plus 10% (15%) to one (two or more) dependent child (children). If there is no surviving spouse, or upon death or remarriage, a total of 15% (20%, 30%) of final salary payable to one (two, three or more) dependent child (children). If there is no surviving spouse (or dependent children), 20% or 30% of final salary to one or two dependent parents.

**AFTER RETIREMENT:** Death of a retired member of the plan. Benefit is equal to:

- a. Lump sum of 25% of final salary for a member retired under normal or early retirement. If a member were receiving a disability benefit, a

STATE OF NEW JERSEY  
DIVISION OF PENSIONS AND BENEFITS  
JUDICIAL RETIREMENT SYSTEM

**SUMMARY OF THE BENEFIT AND CONTRIBUTION PROVISIONS, *Continued***

lump sum 1-1/2 times final salary if death occurred before the member attained age 60 and ¼ times final salary if death occurred after age 60, plus

- b. Spousal life annuity of 25% of final salary payable until spouse's remarriage plus 10% (15%) to one (two or more) dependent child (children). If there is no surviving spouse, or upon death or remarriage, a total of 15% (20%, 30%) of final salary payable to one (two, three or more) dependent child (children).

***Disability Retirement:*** Physically or otherwise incapacitated for a full and efficient service to State in his judicial capacity and such incapacity is likely to be permanent. Benefit is an annual retirement allowance of 75% of final salary.

**4. MEMBER CONTRIBUTIONS**

Any member enrolled prior to January 1, 1996 contributes 3% of the difference between current salary and salary for that position on January 18, 1982. Members enrolled on and after January 1, 1996 contribute 3% of their full salary.

Chapter 78, P.L. 2011 increased Member Contributions by 9% of salary phased-in over a period of seven years beginning October 2011. (The additional 9% of salary will be fully phased-in in July 2017.)

- (a) For members enrolled prior to January 1, 1996:
  - (1) Member Contributions of 9% (phased-in over a period of seven years beginning October 2011) of the salary for that position on January 18, 1982.
  - (2) Member Contributions increase from 3% to 12% (phased-in over a period of seven years beginning October 2011) of the difference between current salary and salary for that position on January 18, 1982.
- (b) For members enrolled on or after January 1, 1996, Member Contributions increase from 3% to 12% of full salary phased-in over a period of seven years beginning October 2011.



April 3, 2013

Commission  
Consolidated Police and Firemen's Pension Fund  
of New Jersey

**Re: Actuary's Certification Letter**

Members of the Commission:

An actuarial valuation of the Consolidated Police and Firemen's Pension Fund is performed annually to measure the ongoing costs of the Fund and the progress towards the funding goals of the Fund over time. Since the Pension Fund is closed to new entrants and there are no active participants, the financial goals of the Consolidated Police and Firemen's Pension Fund are to ensure that the combination of future State appropriations and current Trust assets, both projected forward with expected investment earnings, are sufficient to provide for all future benefit payments.

The unfunded accrued liability for basic allowances was initially determined as of June 30, 1990 and was to be amortized over a nine-year period. However, the provisions of Chapter 115, P.L. 1997 of the Pension Security Legislation permitted the State to pay off the unfunded accrued liabilities from the proceeds of pension obligation bonds.

A contribution of \$864,041 is recommended for the fiscal year beginning July 1, 2013. The normal cost contribution is \$0 and the unfunded accrued liability contribution is \$864,041. As noted above, the latest unfunded accrued liability payment schedule required the amortization of any plan gains or losses over the remainder of the nine-year period that began on June 30, 1991. Without additional guidance, we have assumed the immediate payment of any unfunded accrued liability.

The recommended contribution for the fiscal year beginning July 1, 2013 was based on the method described above using an interest rate of 2.00% per annum. In accordance with actuarial standards of practice, the mortality assumption for service retirements and beneficiaries was updated to the RP-2000 Combined Healthy Mortality Tables projected on a generational basis using Projection Scale AA. The asset valuation method used was a five-year average of market values with write-up. This method takes into account appreciation (depreciation) in investments in order to smooth asset values by averaging the excess of the actual over the expected income, on a market value basis, over a five-year period.

The underlying demographic data is maintained and provided by the New Jersey Division of Pensions and Benefits. The data is analyzed by Buck Consultants for internal completeness and consistency and compared with the prior valuation data to again ensure consistency.

The valuation does not take into account any changes in U.S. equity prices and bond yields that have occurred after the valuation date. Taking these into account may significantly change the market and actuarial value of assets shown. The effect of these events on any funded ratios shown, and on Fund calculations, is not known. The Fund's funding and financial accounting rules generally prohibit reflection of changes in assets and underlying economic conditions that occur after the valuation date.

The assumptions used to prepare the information required by Statements No. 25, No. 27 and No. 50 of the Governmental Accounting Standards Board (GASB) were the same as those used for funding purposes.

In our opinion, the attached schedules of valuation results fairly represent the status of the Consolidated Police and Firemen's Pension Fund and present an accurate view of historical data.

The underlying assumptions and methods used for both funding and GASB disclosure purposes are consistent with the statutory specifications and represent a best estimate of the aggregate future experience of the Fund.

The following supporting schedules in the Actuarial Section were prepared by Buck Consultants:

- Summary of Actuarial Assumptions and Methods
- Schedule of Retired Members and Beneficiaries Added To and Removed From Rolls
- Schedule of Active Member Valuation Data
- Solvency Test
- Analysis of Past Financial Experience Reconciliation of Unfunded Accrued Liability/(Surplus)
- Summary of the Benefit and Contribution Provisions as Interpreted for Valuation Purposes

In addition, Buck Consultants prepared the “Schedule of Funding Progress” and the “Schedule of Employer Contributions” in the Financial Section.

To the best of our knowledge, this information is complete and accurate. The valuation was performed by, and under the supervision of, independent qualified actuaries who are members of the American Academy of Actuaries with experience in performing valuations for public retirement systems.

The valuation was prepared in accordance with the principles of practice prescribed by the Actuarial Standards Board and generally accepted actuarial procedures and methods. The calculations are based on the current provisions of the Fund, and on actuarial assumptions that are individually and in the aggregate internally consistent and reasonable based on the actual experience of the Fund.

Respectfully submitted,

Buck Consultants



Janet H. Cranna, M.A.A.A., F.S.A., E.A., F.C.A., M.S.P.P.A.

Principal, Consulting Actuary

**STATE OF NEW JERSEY  
DIVISION OF PENSIONS AND BENEFITS  
CONSOLIDATED POLICE AND FIREMEN'S PENSION FUND**

**SUMMARY OF ACTUARIAL ASSUMPTIONS AND METHODS**

An outline of the actuarial assumptions and methods used for the July 1, 2012 valuation is as follows:

**Valuation Interest Rate:** 2.00% per annum, compounded annually for development of costs.

**Deaths After Retirement:** RP-2000 Combined Healthy Mortality Tables for service retirements and beneficiaries projected on a generational basis from the base year of 2012 using Projection Scale AA. Special mortality tables are used for the period after disability retirement with no provisions made for mortality improvement after the valuation date. Representative values of the assumed annual rates of mortality unadjusted for Projection Scale AA for current retirees are as follows:

Age	Service Pensioners and Beneficiaries		Disability Pensioners
	Men	Women	
60	0.675%	0.506%	2.45%
65	1.274	0.971	3.57
70	2.221	1.674	5.32
75	3.783	2.811	8.02
80	6.437	4.588	12.11
85	11.076	7.745	18.20
90	18.341	13.168	26.88

**Marriage:** Males are assumed to be 4 years older than females, no assumption was made as to children.

For those participants with listed beneficiaries, the beneficiary allowance was assumed to be the greater of twice the amount contained in the record or the minimum benefit of \$4,500/yr. (The information contained in the record has not been updated for the change from 25% to 50% payment to the survivor.)

For those participants without listed beneficiaries, 65% were assumed to be married and the beneficiary amount was assumed to be the minimum benefit payable (\$4,500/yr.).

**Actuarial Method:** The unfunded accrued liability was measured as of June 30, 1990 and the accrued liability contribution rate was then determined such that the unfunded accrued liability was to be amortized over a period of nine years with contributions expected to remain constant.

In determining the unfunded accrued liability and the contribution rate, the actuarial value of assets as of June 30, 1990 was based upon 100% of the market value of fund assets. For subsequent actuarial valuations, the actuarial value of assets is adjusted to reflect actual contributions and benefit payments, an assumed rate of return on the previous year's assets and current year's cash flow at an annual rate of 2.00% with an adjustment to reflect 20% of the difference between the resulting value and the actual market value of Fund assets.

In developing the unfunded accrued liability contribution rate as of June 30, 1991 and subsequent years, the contribution rate is adjusted to amortize any gains or losses over the remainder of the nine-year period. (Without additional guidance, we have assumed that the unfunded accrued liability determined as of June 30, 2012 will be amortized over one year.)

**STATE OF NEW JERSEY  
DIVISION OF PENSIONS AND BENEFITS  
CONSOLIDATED POLICE AND FIREMEN'S PENSION FUND**

**SCHEDULE OF RETIRED MEMBERS AND BENEFICIARIES  
ADDED TO AND REMOVED FROM ROLLS**

Valuation Date	Added to Rolls		Removed From Rolls		Rolls at End of Year		% Increase (Decrease) in Annual Allowance	Average Annual Allowance
	Number	Annual Allowance	Number	Annual Allowance	Number	Annual Allowance*		
7/1/12	3	\$46,595	72	\$478,997	241	\$1,717,152	(20.12)%	\$7,125
7/1/11	1	6,861	87	572,894	310	2,149,554	(20.84)	6,934
7/1/10	0	0	50	356,230	396	2,715,587	(11.60)	6,858
7/1/09	8	60,806	94	653,683	446	3,071,817	(16.18)	6,887
7/1/08	5	42,453	93	695,563	532	3,664,694	(15.13)	6,889
7/1/07	5	35,530	104	612,861	620	4,317,804	(11.79)	6,964

\*The benefit amounts shown are the annualized benefits as of the valuation date and are not the actual benefits paid during the fiscal year.

**SCHEDULE OF ACTIVE MEMBER VALUATION DATA**

There have been no active participants in the Fund since July 1, 1992.
--

**SOLVENCY TEST**

Valuation Date	Accrued Liabilities for			Net Assets Available for Benefits*	Percentage of Accrued Liabilities Covered by Net Assets Available		
	(1) Aggregate Member Contributions	(2) Current Retirees & Beneficiaries	(3) Active & Inactive Members		(1)	(2)	(3)
7/1/12	\$0	\$8,026,421	\$0	\$7,179,322	N/A	89.45%	N/A
7/1/11	0	9,179,981	0	8,300,684	N/A	90.42	N/A
7/1/10	0	11,824,904	0	10,632,228	N/A	89.91	N/A
7/1/09	0	14,024,132	0	13,879,949	N/A	98.97	N/A
7/1/08	0	17,319,488	0	16,962,382	N/A	97.94	N/A
7/1/07	0	21,090,186	0	19,858,423	N/A	94.16	N/A

\*Actuarial value including receivable amount.

**STATE OF NEW JERSEY  
DIVISION OF PENSIONS AND BENEFITS  
CONSOLIDATED POLICE AND FIREMEN'S PENSION FUND**

**ANALYSIS OF PAST FINANCIAL EXPERIENCE  
RECONCILIATION OF UNFUNDED ACCRUED LIABILITY/(SURPLUS)**

Valuation Year	July 1, 2012	July 1, 2011	July 1, 2010	July 1, 2009	July 1, 2008	July 1, 2007
Prior Year Unfunded/(Surplus)	\$879,297	\$1,192,676	\$144,183	\$357,106	\$1,231,763	\$511,937
<b>Net Change Due to:</b>						
Interest in Prior Year						
Unfunded/(Surplus)	\$17,586	\$23,854	\$2,884	\$7,142	\$24,635	\$10,239
Investment Loss/(Gain)	355,895	408,804	467,873	532,716	630,900	809,913
Retiree Experience	(515,459)	(572,247)	206,204	(388,781)	(273,794)	421,850
State Appropriations	(896,883)	(173,790)	0	(364,000)	(1,256,398)	(522,176)
Appropriations Act	N/A	N/A	371,532	N/A	N/A	N/A
Assumption, Benefit, or						
Method Changes	1,006,663	N/A	N/A	N/A	N/A	N/A
Actual Unfunded/(Surplus)	\$847,099	\$879,297	\$1,192,676	\$144,183	\$357,106	\$1,231,763

STATE OF NEW JERSEY  
DIVISION OF PENSIONS AND BENEFITS  
CONSOLIDATED POLICE AND FIREMEN'S PENSION FUND

**SUMMARY OF THE BENEFIT AND CONTRIBUTION  
PROVISIONS AS INTERPRETED FOR VALUATION PURPOSES**

**1. ELIGIBILITY FOR MEMBERSHIP**

Member of a municipal police department, municipal paid or part-paid fire department or county police department, or a paid or part-paid fire department of a fire district located in a township who has contributed to this pension fund; and who is not covered by the Police and Firemen's Retirement System which became effective on July 1, 1944.

**Active Member:** Any member who is a policeman, fireman, detective, lineman, driver of police van, fire alarm operator, or inspector of combustibles and who is subject to call for active service as such.

**Employee Member:** Any member who is not subject to active service or duty.

**2. DEFINITIONS**

**Plan Year:** The 12-month period beginning on July 1 and ending on June 30.

**Service:** Service rendered while a member as described above.

**Compensation:** Base salary; not including individual salary adjustments which are granted primarily in anticipation of retirement or additional remuneration for performing temporary duties beyond the regular work day. (Effective June 30, 1996 Chapter 113, P.L. 1997 provided that the amount of compensation used for employer and member contributions and benefits under the program cannot exceed the compensation limitation of Section 401(a)(17) of the Internal Revenue Code.)

**Final Compensation:** Compensation received during the last 12 months of service preceding retirement or termination of service.

**Average Salary:** Salary averaged over the last three years prior to retirement or other termination of service.

**3. BENEFITS**

**Service Retirement:** Mandatory retirement at age 65 with 25 years of service (a municipality may retain the Chief of Police until age 70). Voluntary retirement after 25 years of service for an active member and after age 60 with 25 years of service

for an employee member. Benefit is life annuity equal to 60% of final compensation, plus 1% of final compensation for years of service in excess of 25.

**Death benefit:**

**WHILE ON DUTY:** Immediate life annuity equal to 70% of average salary payable to the spouse. If there is no spouse or if the spouse dies or remarries, 20% of final compensation will be payable to one surviving child and 35% (50%) of final compensation will be payable, to two (three) surviving children. If there is no surviving spouse or child, 25% (40%) of final compensation will be payable to one (two) surviving dependent parent(s). The minimum spousal annuity is \$4,500 per annum.

**WHILE NOT ON DUTY AFTER RETIREMENT:** Life annuity equal to 50% of the member's average salary payable to the spouse, plus 15% (25%) to one (two or more) surviving child (children). If there is no surviving spouse or if the surviving spouse dies or remarries, 20% (35%, 50%) of the member's average salary to one (two, three or more) surviving child (children). In the event that there is no surviving spouse or child, 25% (40%) of the member's average salary will be payable to one (two) dependent parent(s). The minimum spousal annuity is \$4,500 per annum.

**Ordinary Disability Retirement:** Totally and permanently incapacitated from service for any cause other than as a direct result of a traumatic event occurring during the performance of duty. Benefit is an immediate life annuity equal to 1/2 of average salary.

**Accidental Disability Retirement:** Totally and permanently incapacitated as a direct result of a traumatic event occurring while performing regular or assigned duties. Benefit is an immediate life annuity equal to 2/3 of average salary.

April 3, 2013

Commission  
Prison Officers' Pension Fund  
of New Jersey

**Re: Actuary's Certification Letter**

Members of the Commission:

An actuarial valuation of the Prison Officers' Pension Fund is performed annually to measure the ongoing costs of the Fund and the progress towards the funding goals of the Fund over time. Since the pension fund is closed to new entrants and there are no active participants, the financial goals of the Prison Officers' Pension Fund are to ensure that the combination of future State appropriations and current Trust assets, both projected forward with expected investment earnings, are sufficient to provide for all future benefit payments.

The unfunded accrued liability for basic allowances was initially determined as of July 1, 1989 and was to be amortized over the 14-year period beginning July 1, 1989 and ending on July 1, 2002. However, the provisions of Chapter 115, P.L. 1997 of the Pension Security Legislation permitted the State to pay off the unfunded accrued liability from the proceeds of pension obligation bonds. The net effect of this legislation and plan experience was that no contributions were required for the fiscal year beginning July 1, 2013. (There were no required unfunded accrued liability payments due to the fact that a net surplus existed as of July 1, 2012.)

The underlying demographic data is maintained and provided by the New Jersey Division of Pensions and Benefits. The data is analyzed by Buck Consultants for internal completeness and consistency and compared with the prior valuation data to again ensure consistency.

The recommended contribution for the fiscal year beginning July 1, 2013 was based on the method described above using an interest rate of 5.00%. In accordance with actuarial standards of practice, the mortality assumption for service retirements and beneficiaries was updated to the RP-2000 Combined Healthy Mortality Tables projected on a generational basis using Projection Scale AA. Assets are valued at book value, which is equivalent to market value.

The valuation does not take into account any changes in U.S. equity prices and bond yields that have occurred after the valuation date. Taking these into account may significantly change the market value of assets shown. The effect of these events on any funded ratios shown, and on Fund calculations, is not known. The Fund's funding and financial accounting rules generally prohibit reflection of changes in assets and underlying economic conditions that occur after the valuation date.

The assumptions used to prepare the information required by Statements No. 25, No. 27 and No. 50 of the Governmental Accounting Standards Board (GASB) were the same as those used for funding purposes.

In our opinion, the attached schedules of valuation results fairly represent the status of the Prison Officers' Pension Fund and present an accurate view of historical data. The underlying assumptions and methods used for both funding and GASB disclosure purposes are consistent with the statutory specifications and represent a best estimate of the aggregate future experience of the Fund.

The following supporting schedules in the Actuarial Section were prepared by Buck Consultants:

- Summary of Actuarial Assumptions and Methods
- Schedule of Retired Members and Beneficiaries Added To and Removed From Rolls

- Schedule of Active Member Valuation Data
- Solvency Test
- Analysis of Past Financial Experience Reconciliation of Unfunded Accrued Liability/(Surplus)
- Summary of the Benefit and Contribution Provisions as Interpreted for Valuation Purposes

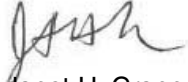
In addition, Buck Consultants prepared the "Schedule of Funding Progress" and the "Schedule of Employer Contributions" in the Financial Section.

To the best of our knowledge, this information is complete and accurate. The valuation was performed by, and under the supervision of, independent qualified actuaries who are members of the American Academy of Actuaries with experience in performing valuations for public retirement systems.

The valuation was prepared in accordance with the principles of practice prescribed by the Actuarial Standards Board and generally accepted actuarial procedures and methods. The calculations are based on the current provisions of the Fund, and on actuarial assumptions that are individually and in the aggregate internally consistent and reasonable based on the actual experience of the Fund.

Respectfully submitted,

Buck Consultants



Janet H. Cranna, M.A.A.A., F.S.A., E.A., F.C.A., M.S.P.P.A.

Principal, Consulting Actuary



**STATE OF NEW JERSEY  
DIVISION OF PENSIONS AND BENEFITS  
PRISON OFFICERS' PENSION FUND**

**SUMMARY OF ACTUARIAL ASSUMPTIONS AND METHODS**

An outline of the actuarial assumptions and methods used for the July 1, 2012 valuation is as follows:

**Valuation Interest Rate:** 5.0% per annum, compounded annually.

**Deaths After Retirement:** RP-2000 Combined Healthy Mortality Tables for service retirements and beneficiaries projected on a generational basis from the base year of 2012 using Projection Scale AA. Special mortality tables are used for the period after disability retirement with no provisions made for mortality improvement after the valuation date for disability retirements. Representative values of the assumed annual rates of mortality unadjusted for Projection Scale AA for current retirees are as follows:

Age	Service Retirement and Beneficiaries		Disability Retirement
	Men	Women	
60	0.675%	0.506%	2.722%
65	1.274	0.971	3.969
70	2.221	1.674	5.909
75	3.783	2.811	8.906
80	6.437	4.588	13.458
85	11.076	7.745	20.220
90	18.341	13.168	29.873

**Marriage:** Husbands are assumed to be 3 years older than wives.

**Valuation Method:** The unfunded accrued liability (the difference between the present value of benefits and the valuation assets) was determined as of July 1, 1988. This liability was amortized over the 14-year period beginning July 1, 1989, and ending on July 1, 2002. Each year the amortization payments were adjusted to reflect any experience gains or losses that occurred during the previous plan year. All gains and losses were amortized over the remaining original amortization period. (Without any guidance, we have assumed that any unfunded accrued liability that develops after the July 1, 2001 valuation will be amortized over 1 year.)

**Asset Valuation Method:** Assets are valued at book value, which is equivalent to market value.

**STATE OF NEW JERSEY  
DIVISION OF PENSIONS AND BENEFITS  
PRISON OFFICERS' PENSION FUND**

**SCHEDULE OF RETIRED MEMBERS AND BENEFICIARIES  
ADDED TO AND REMOVED FROM ROLLS**

Valuation Date	Added to Rolls		Removed From Rolls		Rolls at End of Year		% Increase (Decrease) in Annual Allowance	Average Annual Allowance
	Number	Annual Allowance	Number	Annual Allowance	Number	Annual Allowance*		
7/1/12	3	\$20,252	10	\$76,496	135	\$937,046	(5.66)%	\$6,941
7/1/11	2	11,391	9	66,709	142	993,290	(5.28)	6,995
7/1/10	3	10,962	9	52,842	149	1,048,608	(3.84)	7,038
7/1/09	4	19,345	16	90,358	155	1,090,488	(6.11)	7,035
7/1/08	5	20,466	14	74,921	167	1,161,501	(4.48)	6,955
7/1/07	4	32,822	12	114,796	176	1,215,956	(6.32)	6,909

\*The benefit amounts shown are the annualized benefits as of the valuation date and are not the actual benefits paid during the fiscal year.

**SCHEDULE OF ACTIVE MEMBER VALUATION DATA**

There have been no active participants in the Fund since July 1, 1994.

**SOLVENCY TEST**

Valuation Date	Accrued Liabilities for			Net Assets Available for Benefits*	Percentage of Accrued Liabilities Covered by Net Assets Available		
	(1) Aggregate Member Contributions	(2) Current Retirees & Beneficiaries	(3) Active & Inactive Members		(1)	(2)	(3)
7/1/12	\$0	\$5,395,505	\$0	\$9,044,236	N/A	100.00%	N/A
7/1/11	0	5,096,792	0	9,997,650	N/A	100.00	N/A
7/1/10	0	5,635,024	0	11,018,367	N/A	100.00	N/A
7/1/09	0	6,136,441	0	11,986,919	N/A	100.00	N/A
7/1/08	0	6,789,017	0	12,890,441	N/A	100.00	N/A
7/1/07	0	7,378,386	0	13,499,361	N/A	100.00	N/A

\*Market value including receivable amount.

**STATE OF NEW JERSEY  
DIVISION OF PENSIONS AND BENEFITS  
PRISON OFFICERS' PENSION FUND**

**ANALYSIS OF PAST FINANCIAL EXPERIENCE  
RECONCILIATION OF UNFUNDED ACCRUED LIABILITY/(SURPLUS)**

Valuation Year	July 1, 2012	July 1, 2011	July 1, 2010	July 1, 2009	July 1, 2008	July 1, 2007
Prior Year Unfunded/(Surplus)	\$(4,900,858)	\$(5,383,343)	\$(5,850,478)	\$(6,101,424)	\$(6,120,975)	\$(5,778,423)
<b>Net Change Due to:</b>						
Interest in Prior Year						
Unfunded/(Surplus)	\$(245,043)	\$(269,167)	\$(292,524)	\$(305,071)	\$(306,049)	\$(288,921)
Investment Loss/(Gain)	473,239	492,481	520,553	419,571	97,600	(41,763)
Retiree Experience	210,511	259,171	239,106	136,446	228,000	(11,868)
Assumption/Method Changes	813,420	N/A	N/A	N/A	N/A	N/A
Actual Unfunded/(Surplus)	\$(3,648,731)	\$(4,900,858)	\$(5,383,343)	\$(5,850,478)	\$(6,101,424)	\$(6,120,975)

STATE OF NEW JERSEY  
DIVISION OF PENSIONS AND BENEFITS  
PRISON OFFICERS' PENSION FUND

**SUMMARY OF THE BENEFIT AND CONTRIBUTION  
PROVISIONS AS INTERPRETED FOR VALUATION PURPOSES**

**1. ELIGIBILITY FOR MEMBERSHIP**

Employees of State penal institutions, employed prior to January 1, 1960 who did not transfer to the Police & Firemen's Retirement System in accordance with Chapter 205 of Public Law 1989. The System no longer accepts new members.

**2. DEFINITIONS**

**Plan Year:** The 12-month period beginning on July 1 and ending on June 30.

**Service:** A year is credited for each year an employee is a member of the retirement system.

**Average Final Compensation (AFC):** Average annual compensation (or base salary) for 3 years of Service immediately preceding retirement. (Effective June 30, 1996, Chapter 113, P.L. 1997 provided that the amount of compensation used for employer and member contributions and benefits under the program cannot exceed the compensation limitation of Section 401(a)(17) of the Internal Revenue Code.)

**Accumulated Deductions:** The sum (without interest) of all required amounts deducted from the compensation of a member or contributed by him or on his behalf.

**3. BENEFITS**

**Service Retirements:** 25 years of service, or age 55 and 20 years of service. The benefit is a life annuity equal to the greater of (a), (b), and (c) below:

- a. 2% of AFC up to 30 years of service plus 1% for each year in excess of 30 and prior to age 65;
- b. 50% of final pay; and
- c. For member with 25 years of service, 2% of AFC up to 30 years of service plus 1% for each year in excess of 30.

**Vested Retirements:** Eligible upon termination of employment. Benefits are summarized as follows:

Termination with 10 or more years of service: Benefit is a deferred life annuity equal to 2% of AFC for service up to 30 years plus 1% for service over 30 years.

Termination with less than 10 years of service: Refund of accumulated deductions.

**Ordinary Disability Retirement:** Permanent and total disability for causes other than as a direct result of a traumatic event occurring during the performance of regular or assigned duties. Benefit is an immediate life annuity equal to 1/2 of AFC.

**Accidental Disability Retirement:** Permanent and total disabled as a direct result of a traumatic event occurring while performing regular or assigned duties. Benefit is an immediate life annuity equal to 2/3 of AFC.

**Death Benefits:** Death of member of system. Spouse must be married to member prior to retirement, or at least five years before member's death. Benefit is an annuity equal to 25% of member's AFC plus an additional 15% (25%) for one (two or more) surviving dependent child (children). If there is no spouse or if the spouse dies or remarries, 20% (35%, 50%) of AFC to one (two, three or more) surviving child (children). If there is no surviving spouse or children, 25% (40%) of AFC to one (two) dependent parent(s). The provision for a survivor annuity payable to dependent parents does not apply in the death of a retired member of the system.

Minimum benefits: Minimum spousal annuity is \$1,600 per annum. If no other benefit is payable prior to retirement, the member's beneficiary shall receive the accumulated deductibles.

April 3, 2013

Council  
Supplemental Annuity Collective Trust  
of New Jersey

**Re: Actuary's Certification Letter**

Members of the Council:

An actuarial valuation of the Supplemental Annuity Collective Trust is performed at least once in every three-year period to measure the ongoing costs of the Trust and the progress towards the funding goals of the Trust over time. The financial goals of the Supplemental Annuity Collective Trust are to ensure that current Trust assets are sufficient to provide for all future annuity payments. The most recent valuation was prepared as of June 30, 2012.

The Supplemental Annuity Collective Trust of New Jersey was established under the provisions of Chapter 123, P.L. 1963, which was approved July 1, 1963. The act permits active members of the following retirement systems administered by the State of New Jersey to make voluntary additional contributions through their retirement systems to purchase either a variable or fixed annuity to supplement the benefits provided by their systems.

- Public Employees' Retirement System
- Teachers' Pension and Annuity Fund
- The Police and Firemen's Retirement System
- Consolidated Police and Firemen's Pension Fund
- Prison Officers' Pension Fund
- State Police Retirement System
- Judicial Retirement System

As of the July 1, 2012 valuation, only the variable annuity program was in operation. It was inaugurated July 1, 1964. Chapter 123, P.L. 1963 was amended June 6, 1965 by Chapter 90, P.L. 1965, to permit eligible employees to enter into an agreement with their employers to reduce their salaries and purchase annuities on their behalf which will qualify for the tax sheltered treatment permitted under Section 403(b) of the Internal Revenue Code of 1954, as amended. The rules were revised in 1982 to permit contributions in the form of qualified voluntary employee contributions. These contributions are treated as IRA contributions for tax purposes.

The underlying demographic data is maintained and provided by the New Jersey Division of Pensions and Benefits. The data is analyzed by Buck Consultants for internal completeness and consistency and compared with the prior valuation data to again ensure consistency.

The Trust status as of the fiscal year beginning July 1, 2012 was based on the actuarial assumptions and methods summarized on the following page. The mortality assumptions used for male and female service retirements and dependents of active and retired members were changed based on the results of an investigation of mortality experience covering the period July 1, 2009 to June 30, 2012. Based on the results of the study, the mortality assumptions for female service retirements, disability retirements and female beneficiaries of active and retired members were revised to better reflect actual plan experience. In addition, we have provided for future improvements in mortality for service retirements and beneficiaries of active and retired members using a generational approach. There were no other changes in actuarial assumptions and methods since the previous valuation.

The valuation does not take into account any changes in U.S. equity prices and bond yields that have occurred after the valuation date. Taking these into account may significantly change the market value of assets shown. The effect of these events on any Trust calculations is not known. Funding and financial accounting rules generally prohibit reflection of changes in assets and underlying economic conditions that occur after the valuation date.

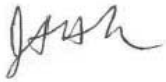
In our opinion, the attached schedules of valuation results fairly represent the status of the Supplemental Annuity Collective Trust and present an accurate view of historical data. The underlying assumptions and methods used for the valuation are consistent with the statutory specifications and represent a best estimate of the aggregate future experience of the Trust.

To the best of our knowledge, this information is complete and accurate. The valuation was performed by, and under the supervision of, independent qualified actuaries who are members of the American Academy of Actuaries with experience in performing valuations for public retirement systems.

The valuation was prepared in accordance with the principles of practice prescribed by the Actuarial Standards Board and generally accepted actuarial procedures and methods. The calculations are based on the current provisions of the Trust, and on actuarial assumptions that are individually and in the aggregate internally consistent and reasonable based on the actual experience of the Trust.

Respectfully submitted,

Buck Consultants



Janet H. Cranna, M.A.A.A., F.S.A., E.A., F.C.A., M.S.P.P.A.

Principal, Consulting Actuary

**STATE OF NEW JERSEY  
DIVISION OF PENSIONS AND BENEFITS  
SUPPLEMENTAL ANNUITY COLLECTIVE TRUST**

**SUMMARY OF ACTUARIAL ASSUMPTIONS AND METHODS**

An outline of the actuarial assumptions and methods used for the July 1, 2012 valuation is as follows:

In valuing the liabilities of the Variable Benefit Account, an interest rate of 4% per year was used.

In addition, the valuation used the RP-2000 Combined Healthy Male (set back 5 years) and Female (set back 3 years) Mortality Tables for service retirement and dependent beneficiaries projected on a generational basis from the base year of 2012 using Projection Scale AA. The RP-2000 Disability Mortality Tables are used to value disabled retirees. Illustrative rates of mortality unadjusted for Projection Scale AA used for valuation purposes are as follows:

Age	Rate per 1,000			
	Service Retirement		Disability	
	Male	Female	Male	Female
40	0.77	0.55	22.57	7.45
45	1.08	0.85	22.57	7.45
50	1.51	1.33	28.98	11.53
55	2.14	2.02	35.44	16.54
60	3.62	3.48	42.04	21.84
65	6.75	6.66	50.17	28.03
70	12.74	12.16	62.58	37.63
75	22.21	20.66	82.07	52.23
80	37.83	34.11	109.37	72.31
85	64.37	56.29	141.60	100.20
90	110.76	96.34	183.41	140.05
95	183.41	157.62	267.49	194.51

Based on the results of an investigation of the mortality experience covering the period from July 1, 2009 to June 30, 2012, the mortality tables used for female service retirements and beneficiaries of active and retired members and male and female disability retirements were changed. In addition, for service retirements and beneficiaries of active and retired members, provide for future improvements in mortality by using a generational approach using Projection Scale AA.

**STATE OF NEW JERSEY  
DIVISION OF PENSIONS AND BENEFITS  
SUPPLEMENTAL ANNUITY COLLECTIVE TRUST**

**SCHEDULE OF RETIRED MEMBERS AND BENEFICIARIES  
ADDED TO AND REMOVED FROM ROLLS**

Valuation Date	Added to Rolls		Removed from Rolls		Rolls at End of Year		% Increase (Decrease) in Annual Variable Equity Units	Average Number of Annual Variable Equity Units
	Number	Number of Annual Variable Equity Units	Number	Number of Annual Variable Equity Units	Number	Number of Annual Variable Equity Units*		
6/30/12	25	2,353.8420	97	9,841.6716	454	41,042.6364	(15.43)%	90.4023
6/30/09	36	3,512.0064	113	11,157.3420	526	48,530.4660	(13.61)	92.2632
6/30/06	35	2,435.0580	100	9,824.2776	603	56,175.8016	(11.62)	93.1605
6/30/03	47	6,040.8276	118	10,755.7560	668	63,565.0212	(6.91)	95.1572
6/30/00	57	5,584.7820	122	10,275.5556	739	68,279.9496	(6.43)	92.3951
6/30/97	53	2,282.7816	108	5,385.3372	804	72,970.7232	(4.08)	90.7596

\*The monthly number of variable equity units shown are the benefits of the valuation date and are not the actual benefits paid during the succeeding three fiscal years.

**SCHEDULE OF ACTIVE MEMBER VALUATION DATA\*\***

Valuation Date	Number of Active Members	Equity Shares	Average Units per Person	% Increase (Decrease) in Average Equity Units
6/30/12	2,729	1,847,879.8189	677.1271	14.52%
6/30/09	3,317	1,961,173.8340	591.2493	11.41
6/30/06	3,576	1,897,693.2350	530.6748	9.09
6/30/03	3,910	1,902,053.0982	486.4586	(9.34)
6/30/00	4,023	2,158,681.7328	536.5851	(21.74)
6/30/97	3,907	2,678,839.2241	685.6512	(8.15)

\*\*These values exclude suspended members.

**SOLVENCY TEST**

Valuation Date	Present Value of Benefits for				Percentage of Accrued Liabilities Covered by Net Assets Available		
	(1) Aggregate Contributions	(2) Current Beneficiaries	(3) Active & Inactives	(4) Fund Balances	(1)	(2)	(3)
6/30/12	\$69,131,827	\$22,239,231	\$54,761,622	\$149,840,256	100.00%	100.00%	100.00%
6/30/09	69,792,459	18,294,318	28,783,838	120,414,735	100.00	100.00	100.00
6/30/06	61,417,327	30,688,847	70,384,314	159,612,705	100.00	100.00	95.91
6/30/03	52,666,675	26,582,925	48,099,954	127,186,109	100.00	100.00	99.66
6/30/00	45,026,249	46,341,126	124,548,634	216,985,359	100.00	100.00	100.00
6/30/97	40,015,582	36,811,600	98,695,306	176,280,772	100.00	100.00	100.00



**STATE OF NEW JERSEY  
DIVISION OF PENSIONS AND BENEFITS  
SUPPLEMENTAL ANNUITY COLLECTIVE TRUST**

**ANALYSIS OF PAST FINANCIAL EXPERIENCE  
RECONCILIATION OF UNFUNDED ACCRUED LIABILITY/(SURPLUS)**

Valuation Year	July 1, 2012	July 1, 2009	July 1, 2006	July 1, 2003	July 1, 2000
Prior Valuation Deficit/(Surplus)	\$(3,544,120)	\$2,877,783	\$163,445	\$(1,069,350)	\$(758,284)
<b>Net Change Due to:</b>					
Retiree Experience	\$(947,053)	(6,421,903)	1,128,887	1,232,795	1,919,537
Assumption/Method Changes	783,596	N/A	1,585,451	N/A	(2,230,603)
Current Valuation Deficit/(Surplus)	\$(3,707,577)	\$(3,544,120)	\$2,877,783	\$163,445	\$(1,069,350)

**STATE OF NEW JERSEY  
DIVISION OF PENSIONS AND BENEFITS  
SUPPLEMENTAL ANNUITY COLLECTIVE TRUST**

**SUMMARY OF THE BENEFIT AND CONTRIBUTION  
PROVISIONS AS INTERPRETED FOR VALUATION PURPOSES**

A summary of the benefit and contribution provisions of the Trust in effect on the valuation date is presented in the following digest. Participants' accounts are expressed in terms of equity units. The value of an equity unit was initially set at \$10. The dollar value of the unit is computed at the end of each month. It varies as a result of mortality experience and gains and losses and dividend earnings on the Variable Division's investments.

**1. ELIGIBILITY**

Member of a State-administered retirement system may become a participant upon filing an application for enrollment.

**2. PARTICIPANT ACCOUNTS**

Although contributions are permitted in either fixed or variable accounts, only the variable system is currently in place.

(a) Three optional participant accounts:

- (1) Variable annuity account.
- (2) Tax sheltered annuity account under Section 403(b) of the Internal Revenue Code.
- (3) Qualified voluntary employee contribution account (QVEC) – eliminated January 1, 1987.

(b) Value of Account: The total number of equity units in force in the variable account at the end of each month shall be determined as follows:

- (1) The number of equity units in force at the start of the month; plus
- (2) The number of equity units credited as of the first of the month for participant's contributions received during the preceding quarter, if any; less
- (3) The number of equity units paid out in the current month on account of terminations for death or withdrawal during the preceding month; less
- (4) The number of equity units transferred as of the first of the month for retirement during the preceding month; plus
- (5) One third of one percent of the balance so obtained.

**3. BENEFITS**

**Retirement:** Upon retirement a participant is paid a life annuity which is the fixed number of variable

equity units per month computed as the actuarial equivalent of the number of equity units in his account at the close of the month of retirement, multiplied by the value of each unit as of the end of the quarter preceding the month of payment.

At retirement the participant may elect in lieu of the variable life annuity either (1) a single cash payment, or (2) an equivalent reduced annuity with the provision that:

- (a) In case of death prior to 5 years from the effective date of the annuity, the annuity will be continued to his designated beneficiary for the remainder of the 5-year period, or
- (b) In case of death prior to 10 years from the effective date of the annuity, the annuity will be continued to his designated beneficiary for the remainder of the 10-year period, or
- (c) At the death of the participant, his variable annuity will be continued throughout the life of such other person as the participant shall have designated at the time of retirement, or
- (d) At the death of the participant, one-half of his variable annuity will be continued throughout the life of such other person as the participant shall have designated at the time of retirement.

In the event the value of the participant's account at retirement results in an annuity with initial monthly payments of less than \$10, the benefit shall be paid in a single cash payment.

**Death Before Retirement:** If a participant dies before retirement, a lump sum payment equal to the value of his account on the last day of the month of his death is paid to his designated beneficiary or to his estate. If the beneficiary is a natural person, he may elect, in lieu of a lump sum payment, an annuity under any of the methods of settlement available to a retiree.

**Withdrawal:** Withdrawal is permitted only if membership in the basic State administered retirement system is terminated. However, the Council may terminate an inactive account if the value of the account is less than \$100. The amount paid on withdrawal is the value of the participant's account as of the end of the month of termination.

**4. CONTRIBUTIONS**

**Participants:** Each participant contributes through payroll deductions integral dollar amounts not in

STATE OF NEW JERSEY  
DIVISION OF PENSIONS AND BENEFITS  
SUPPLEMENTAL ANNUITY COLLECTIVE TRUST

**SUMMARY OF THE BENEFIT AND CONTRIBUTION PROVISIONS, *Continued***

excess of 10% of his salary. He may also make lump sum contributions by direct payments in integral dollar amounts of not less than \$50, provided that total contributions for any one year may not exceed 10% of his annual salary.

***Employers:*** Employers may contribute, on behalf of eligible employees who agree to a salary reduction equivalent to the amount of the contribution, even dollar amounts which shall be from 1% to 10% of base salary.

The amounts by which the employee's salary is reduced must be within the exclusion allowance provided under Section 403(b) of the Internal Revenue Code.

This page is intentionally blank.