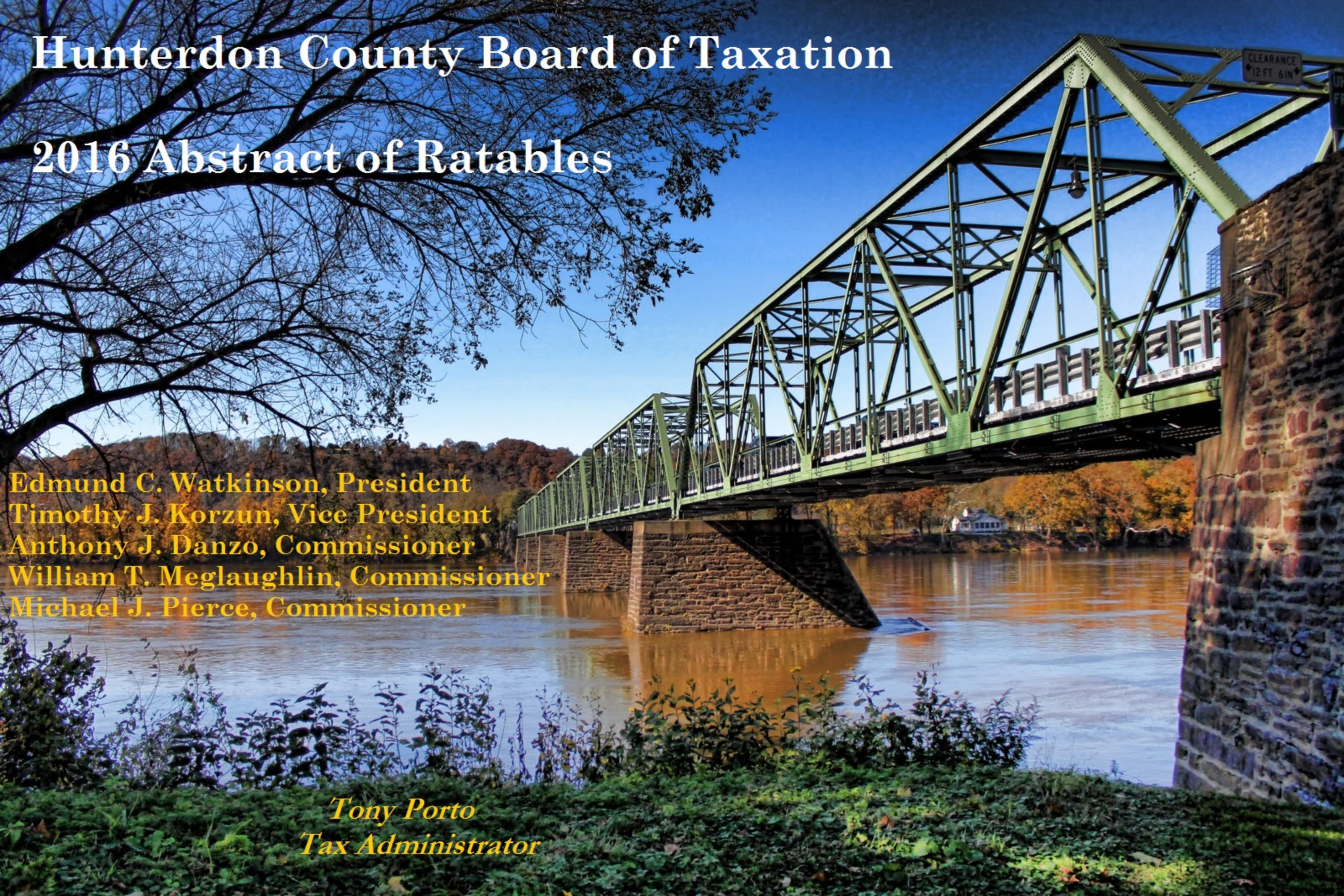


Hunterdon County Board of Taxation

2016 Abstract of Ratables

Edmund C. Watkinson, President
Timothy J. Korzun, Vice President
Anthony J. Danzo, Commissioner
William T. Meglaughlin, Commissioner
Michael J. Pierce, Commissioner

Tony Porto
Tax Administrator



2016 ABSTRACT OF RATABLES FOR THE COUNTY OF HUNTERDON

TAXING DISTRICTS	1		2	3	4	5	6
	TAXABLE VALUE		TAXABLE VALUE OF LAND AND IMPROVEMENTS (COL 1A+1B)	TOTAL TAXABLE VALUE OF PARTIAL EXEMPTIONS & ABATEMENTS (ASSESSED VAL.)	NET TAXABLE VALUE OF LAND & IMPROVEMENTS (COL 2-3)	TAXABLE VALUE COMMUNICATION EQUIPMENT	NET TAXABLE VALUE (COL 4+5)
	(A) LAND	(B) IMPROVEMENTS (INCLUDES PARTIAL EXEMPTIONS & ABATEMENTS)					
01:ALEXANDRIA TWP	263,685,679	450,835,700	714,521,379	0	714,521,379	168,946	714,690,325
02:BETHLEHEM TWP	176,444,228	352,535,800	528,980,028	0	528,980,028	94	528,980,122
03:BLOOMSBURY BORO	23,626,100	66,098,200	89,724,300	0	89,724,300	96	89,724,396
04:CALIFON BORO	56,159,808	89,498,600	145,658,408	0	145,658,408	100	145,658,508
05:TOWN OF CLINTON	118,744,550	238,840,300	357,584,850	0	357,584,850	0	357,584,850
06:CLINTON TWP	649,660,500	1,501,580,300	2,151,240,800	174,600	2,151,066,200	0	2,151,066,200
07:DELAWARE TWP	327,654,330	467,651,500	795,305,830	0	795,305,830	436,573	795,742,403
08:EAST AMWELL TWP	279,506,875	387,919,800	667,426,675	0	667,426,675	913,321	668,339,996
09:FLEMINGTON BORO	173,531,100	277,569,000	451,100,100	4,201,800	446,898,300	0	446,898,300
10:FRANKLIN TWP	225,240,497	314,893,900	540,134,397	0	540,134,397	1,403,600	541,537,997
11:FRENCHTOWN BORO	67,052,000	84,108,550	151,160,550	0	151,160,550	644,203	151,804,753
12:GLEN GARDNER BORO	39,597,061	99,725,400	139,322,461	0	139,322,461	0	139,322,461
13:HAMPTON BORO	39,522,182	82,128,935	121,651,117	0	121,651,117	0	121,651,117
14:HIGH BRIDGE BORO	121,848,254	209,277,100	331,125,354	845,200	330,280,154	0	330,280,154
15:HOLLAND TWP	191,471,180	435,633,111	627,104,291	0	627,104,291	1,464,110	628,568,401
16:KINGWOOD TWP	260,862,450	351,310,199	612,172,649	0	612,172,649	1,544,943	613,717,592
17:LAMBERTVILLE CITY	374,292,889	363,827,193	738,120,082	0	738,120,082	1,008,113	739,128,195
18:LEBANON BORO	88,374,603	183,782,200	272,156,803	117,200	272,039,603	0	272,039,603
19:LEBANON TWP	270,024,767	473,629,800	743,654,567	0	743,654,567	66,063	743,720,630
20:MILFORD BORO	45,547,200	69,712,270	115,259,470	0	115,259,470	182,807	115,442,277
21:RARITAN TWP	1,728,676,300	2,273,368,696	4,002,044,996	0	4,002,044,996	0	4,002,044,996
22:READINGTON TWP	966,468,155	1,626,607,200	2,593,075,355	0	2,593,075,355	257,705	2,593,333,060
23:STOCKTON BORO	54,574,600	38,104,700	92,679,300	0	92,679,300	91,553	92,770,853
24:TEWKSBURY TWP	585,209,955	772,151,710	1,357,361,665	0	1,357,361,665	0	1,357,361,665
25:UNION TWP	208,021,369	490,040,782	698,062,151	0	698,062,151	95	698,062,246
26:WEST AMWELL TWP	162,347,900	344,909,409	507,257,309	0	507,257,309	565,851	507,823,160
HUNTERDON	7,498,144,532	12,045,740,355	19,543,884,887	5,338,800	19,538,546,087	8,748,173	19,547,294,260

2016 ABSTRACT OF RATABLES FOR THE COUNTY OF HUNTERDON

TAXING DISTRICTS	7	8	9		10		11
	GENERAL TAX RATE PER \$100	COUNTY EQUALI- ZATION RATIO	TRUE VALUE		EQUALIZATION		NET VALUATION FOR COUNTY TAX APPORTIONMENT (COL 6-9A+9B -10A+10B)
			(A) UEZ ABATEMENT EXPIRED	(B) CLASS II RAILROADS	(A) AMOUNTS DEDUCTED	(B) AMOUNTS ADDED	
01:ALEXANDRIA TWP	2.558	91.99%	0	0		64,206,016	778,896,341
02:BETHLEHEM TWP	2.898	94.25%	0	0		33,400,436	562,380,558
03:BLOOMSBURY BORO	2.859	95.57%	0	0		4,693,490	94,417,886
04:CALIFON BORO	3.070	105.44%	0	0	7,103,355		138,555,153
05:TOWN OF CLINTON	3.155	93.51%	0	0		26,281,262	383,866,112
06:CLINTON TWP	2.534	96.03%	0	0		93,031,223	2,244,097,423
07:DELAWARE TWP	2.488	86.68%	0	0		125,391,638	921,134,041
08:EAST AMWELL TWP	2.325	91.41%	0	0		65,554,544	733,894,540
09:FLEMINGTON BORO	3.140	95.06%	0	0		26,961,461	473,859,761
10:FRANKLIN TWP	2.424	97.46%	0	0		16,340,702	557,878,699
11:FRENCHTOWN BORO	3.302	86.46%	0	0		25,239,678	177,044,431
12:GLEN GARDNER BORO	3.043	90.17%	0	0		15,423,963	154,746,424
13:HAMPTON BORO	3.034	101.80%	0	0	1,890,221		119,760,896
14:HIGH BRIDGE BORO	3.809	92.12%	0	0		30,883,893	361,164,047
15:HOLLAND TWP	2.588	95.33%	0	0		32,832,093	661,400,494
16:KINGWOOD TWP	2.181	102.07%	0	0	9,888,646		603,828,946
17:LAMBERTVILLE CITY	1.928	99.36%	0	0		8,744,671	747,872,866
18:LEBANON BORO	2.284	100.83%	0	0	1,715,955		270,323,648
19:LEBANON TWP	2.768	81.89%	0	0		166,617,460	910,338,090
20:MILFORD BORO	3.390	98.66%	0	0		7,046,280	122,488,557
21:RARITAN TWP	2.406	99.06%	0	0		51,297,165	4,053,342,161
22:READINGTON TWP	2.800	84.24%	0	0		489,662,372	3,082,995,432
23:STOCKTON BORO	2.081	98.89%	0	0		1,313,320	94,084,173
24:TEWKSBURY TWP	2.435	83.71%	0	0		268,430,736	1,625,792,401
25:UNION TWP	2.601	86.19%	0	0		114,021,547	812,083,793
26:WEST AMWELL TWP	2.258	100.31%	0	0	200,562		507,622,598
HUNTERDON		%	0	0	20,798,739	1,667,373,950	21,193,869,471

2016 ABSTRACT OF RATABLES FOR THE COUNTY OF HUNTERDON

SECTION 12 - A

TAXING DISTRICT	(i)	(ii)				(iii)	(iv)	(v)
	TOTAL COUNTY TAXES APPORTIONED	ADJUSTMENTS RESULTING FROM:				NET COUNTY TAXES APPORTIONED	MUNICIPAL BUDGET STATE AID	NET COUNTY TAXES APPORTIONED LESS STATE AID (COL.12 AIII-12AIV-COUNTY BPP ADJUSTMENT)
		(A) EQUAL TABLE APPEALS		(B) APPEALS & CORRECTIONS				
		DEDUCT OVERPAY	ADD UNDERPAY	DEDUCT OVERPAY	ADD UNDERPAY			
01:ALEXANDRIA TWP	2,406,744.67	.00	.00	747.13	.00	2,405,997.54	.00	2,405,997.54
02:BETHLEHEM TWP	1,737,723.42	.00	.00	873.42	.00	1,736,850.00	.00	1,736,850.00
03:BLOOMSBURY BORO	291,745.81	.00	.00	194.82	.00	291,550.99	.00	291,550.99
04:CALIFON BORO	428,127.41	.00	.00	446.31	.00	427,681.10	.00	427,681.10
05:TOWN OF CLINTON	1,186,124.10	.00	.00	609.38	.00	1,185,514.72	.00	1,185,514.72
06:CLINTON TWP	6,934,131.33	.00	.00	50,936.85	.00	6,883,194.48	.00	6,883,194.48
07:DELAWARE TWP	2,846,250.95	.00	.00	1,754.50	.00	2,844,496.45	.00	2,844,496.45
08:EAST AMWELL TWP	2,267,691.71	.00	.00	499.43	.00	2,267,192.28	.00	2,267,192.28
09:FLEMINGTON BORO	1,464,199.27	.00	.00	2,344.67	.00	1,461,854.60	.00	1,461,854.60
10:FRANKLIN TWP	1,723,812.93	.00	.00	2,941.23	.00	1,720,871.70	.00	1,720,871.70
11:FRENCHTOWN BORO	547,057.06	.00	.00	.00	.00	547,057.06	.00	547,057.06
12:GLEN GARDNER BORO	478,157.51	.00	.00	.00	.00	478,157.51	.00	478,157.51
13:HAMPTON BORO	370,054.25	.00	.00	61.37	.00	369,992.88	.00	369,992.88
14:HIGH BRIDGE BORO	1,115,976.03	.00	.00	2,279.01	.00	1,113,697.02	.00	1,113,697.02
15:HOLLAND TWP	2,043,689.30	.00	.00	8,693.54	.00	2,034,995.76	.00	2,034,995.76
16:KINGWOOD TWP	1,865,796.54	.00	.00	4,541.79	.00	1,861,254.75	.00	1,861,254.75
17:LAMBERTVILLE CITY	2,310,883.93	.00	.00	928.36	.00	2,309,955.57	.00	2,309,955.57
18:LEBANON BORO	835,284.45	.00	.00	1,611.74	.00	833,672.71	.00	833,672.71
19:LEBANON TWP	2,812,892.08	.00	.00	815.35	.00	2,812,076.73	.00	2,812,076.73
20:MILFORD BORO	378,482.56	.00	.00	309.58	.00	378,172.98	.00	378,172.98
21:RARITAN TWP	12,524,592.99	.00	.00	4,401.01	.00	12,520,191.98	.00	12,520,191.98
22:READINGTON TWP	9,526,277.69	.00	.00	4,320.90	.00	9,521,956.79	.00	9,521,956.79
23:STOCKTON BORO	290,714.66	.00	.00	369.01	.00	290,345.65	.00	290,345.65
24:TEWKSBURY TWP	5,023,604.55	.00	.00	4,613.60	.00	5,018,990.95	.00	5,018,990.95
25:UNION TWP	2,509,291.98	.00	.00	3,138.54	.00	2,506,153.44	.00	2,506,153.44
26:WEST AMWELL TWP	1,568,524.48	.00	.00	1,461.56	.00	1,567,062.92	.00	1,567,062.92
HUNTERDON	65,487,831.66	.00	.00	98,893.10	.00	65,388,938.56	.00	65,388,938.56

2016 ABSTRACT OF RATABLES FOR THE COUNTY OF HUNTERDON

TAXING DISTRICTS	SECTION 12 - B			SECTION 12 - C		
	(A)	(B)	(C)	LOCAL TAXES TO BE RAISED FOR:		
	COUNTY LIBRARY TAXES APPORTIONED	COUNTY HEALTH SERVICE TAXES APPORTIONED	COUNTY OPEN SPACE TAXES APPORTIONED	(i) DISTRICT SCHOOL PURPOSES		
				(A) DISTRICT SCHOOL (adjusted for BPP)	(B) REG., CONSOL. & JOINT SCHOOL (adjusted for BPP)	(C) LOCAL SCHOOL (adjusted for BPP)
01:ALEXANDRIA TWP	240,869.30	.00	234,265.36	8,501,364.00	5,081,373.00	.00
02:BETHLEHEM TWP	173,878.66	.00	169,111.56	7,402,647.00	3,769,581.00	.00
03:BLOOMSBURY BORO	29,187.92	.00	28,387.12	1,663,265.00	.00	.00
04:CALIFON BORO	42,815.24	.00	41,641.66	2,258,677.00	869,909.00	.00
05:TOWN OF CLINTON	118,683.11	.00	115,429.21	5,092,050.00	1,945,677.00	.00
06:CLINTON TWP	689,436.14	.00	669,939.84	24,904,983.00	14,065,693.00	.00
07:DELAWARE TWP	284,765.61	.00	276,958.19	8,093,499.00	4,803,518.00	.00
08:EAST AMWELL TWP	226,972.55	.00	220,749.57	7,089,149.00	4,157,136.00	.00
09:FLEMINGTON BORO	.00	.00	142,327.31	6,173,326.00	2,042,014.00	.00
10:FRANKLIN TWP	172,276.67	.00	167,552.68	6,014,227.00	3,230,484.00	.00
11:FRENCHTOWN BORO	54,766.92	.00	53,265.34	1,983,476.00	1,054,431.00	.00
12:GLEN GARDNER BORO	47,869.26	.00	46,556.79	1,850,097.00	938,314.00	.00
13:HAMPTON BORO	37,040.57	.00	36,025.02	1,779,613.00	719,538.00	.00
14:HIGH BRIDGE BORO	111,491.19	.00	108,434.81	5,937,416.00	1,964,322.00	.00
15:HOLLAND TWP	203,725.71	.00	198,120.40	8,771,709.00	3,862,584.00	.00
16:KINGWOOD TWP	186,327.03	.00	181,217.29	5,720,786.00	3,841,322.00	.00
17:LAMBERTVILLE CITY	.00	.00	224,912.03	.00	9,127,817.00	.00
18:LEBANON BORO	83,460.22	.00	81,167.49	2,602,777.00	1,549,615.00	.00
19:LEBANON TWP	281,521.78	.00	273,803.06	9,731,820.00	5,326,732.00	.00
20:MILFORD BORO	.00	.00	36,821.29	1,901,163.00	770,431.00	.00
21:RARITAN TWP	1,253,412.07	.00	1,219,048.54	45,646,632.00	22,966,483.00	.00
22:READINGTON TWP	953,253.15	.00	927,129.51	28,820,286.00	18,154,962.00	.00
23:STOCKTON BORO	29,066.74	.00	28,269.97	.00	1,198,318.00	.00
24:TEWKSBURY TWP	502,457.73	.00	488,681.26	12,633,947.00	8,629,669.00	.00
25:UNION TWP	250,893.54	.00	244,014.60	8,516,596.00	4,745,604.00	.00
26:WEST AMWELL TWP	156,877.89	.00	152,581.10	.00	7,909,556.00	.00
HUNTERDON	6,131,049.00	.00	6,366,411.00	213,089,505.00	132,725,083.00	.00

2016 ABSTRACT OF RATABLES FOR THE COUNTY OF HUNTERDON

TAXING DISTRICTS	SECTION 12 - C			SECTION 12 - D
	LOCAL TAXES TO BE RAISED FOR:			TOTAL LEVY ON WHICH TAX RATE IS COMPUTED
	(ii) LOCAL MUNICIPAL PURPOSES			
	(A) MUNICIPAL BUDGET (adjusted for BPP)	(B) MUNICIPAL OPEN SPACE BUDGET	(C) MUNICIPAL LIBRARY BUDGET	
01:ALEXANDRIA TWP	1,530,983.02	285,876.13	.00	18,280,728.35
02:BETHLEHEM TWP	1,811,877.00	264,054.00	.00	15,327,999.22
03:BLOOMSBURY BORO	552,676.00	.00	.00	2,565,067.03
04:CALIFON BORO	800,877.00	29,132.00	.00	4,470,733.00
05:TOWN OF CLINTON	2,823,738.00	.00	.00	11,281,092.04
06:CLINTON TWP	6,854,907.76	430,213.24	.00	54,498,367.46
07:DELAWARE TWP	3,015,863.00	476,810.00	.00	19,795,910.25
08:EAST AMWELL TWP	1,305,203.21	267,200.00	.00	15,533,602.61
09:FLEMINGTON BORO	4,054,846.87	.00	156,624.71	14,030,993.49
10:FRANKLIN TWP	1,656,435.97	162,461.40	.00	13,124,309.42
11:FRENCHTOWN BORO	1,289,262.58	29,888.00	.00	5,012,146.90
12:GLEN GARDNER BORO	878,436.00	.00	.00	4,239,430.56
13:HAMPTON BORO	747,917.00	.00	.00	3,690,126.47
14:HIGH BRIDGE BORO	3,344,688.00	.00	.00	12,580,049.02
15:HOLLAND TWP	1,193,612.13	.00	.00	16,264,747.00
16:KINGWOOD TWP	1,406,000.00	184,200.00	.00	13,381,107.07
17:LAMBERTVILLE CITY	2,262,005.00	73,912.00	247,982.00	14,246,583.60
18:LEBANON BORO	1,060,000.00	.00	.00	6,210,692.42
19:LEBANON TWP	2,083,574.00	74,372.00	.00	20,583,899.57
20:MILFORD BORO	787,239.00	.00	39,143.00	3,912,970.27
21:RARITAN TWP	12,064,729.74	600,307.00	.00	96,270,804.33
22:READINGTON TWP	13,692,799.00	518,667.00	.00	72,589,053.45
23:STOCKTON BORO	384,543.87	.00	.00	1,930,544.23
24:TEWKSBURY TWP	5,090,175.00	678,681.00	.00	33,042,601.94
25:UNION TWP	1,749,722.20	139,612.45	.00	18,152,596.23
26:WEST AMWELL TWP	1,371,122.00	304,694.00	.00	11,461,893.91
HUNTERDON	73,813,233.35	4,520,080.22	443,749.71	502,478,049.84

2016 ABSTRACT OF RATABLES FOR THE COUNTY OF HUNTERDON

TAXING DISTRICTS	SECTION 13						
	REAL PROPERTY EXEMPT FROM TAXATION						
	(A) PUBLIC SCHOOL	(B) OTHER SCHOOL	(C) PUBLIC PROPERTY	(D) CHURCH AND CHARITABLE	(E) CEMETERIES AND GRAVEYARDS	(F) OTHER EXEMPTS	(G) TOTAL AMOUNT OF EXEMPTS (13A+B+C+D+E+F)
01:ALEXANDRIA TWP	45,297,500	0	10,840,300	5,834,200	286,200	2,804,700	65,062,900
02:BETHLEHEM TWP	4,233,197	0	20,420,429	2,151,100	213,300	2,679,200	29,697,226
03:BLOOMSBURY BORO	2,823,500	0	2,219,600	3,412,600	0	1,594,200	10,049,900
04:CALIFON BORO	3,021,600	0	1,493,300	3,949,900	290,800	3,364,500	12,120,100
05:TOWN OF CLINTON	3,197,600	0	11,413,700	3,742,000	836,800	6,259,000	25,449,100
06:CLINTON TWP	70,314,122	0	197,994,096	22,185,385	703,900	24,618,400	315,815,903
07:DELAWARE TWP	3,932,900	0	16,992,600	4,465,000	1,163,100	10,741,200	37,294,800
08:EAST AMWELL TWP	6,217,972	0	18,210,612	4,508,000	1,000,200	10,716,200	40,652,984
09:FLEMINGTON BORO	5,882,800	0	34,991,700	14,684,400	1,638,500	6,041,600	63,239,000
10:FRANKLIN TWP	4,289,700	0	14,238,600	11,287,900	450,300	4,929,500	35,196,000
11:FRENCHTOWN BORO	2,832,500	0	5,831,500	2,285,900	360,400	1,943,400	13,253,700
12:GLEN GARDNER BORO	0	0	2,502,542	554,200	124,500	2,752,200	5,933,442
13:HAMPTON BORO	3,066,800	0	2,208,300	1,513,600	328,300	3,582,500	10,699,500
14:HIGH BRIDGE BORO	5,681,938	0	15,575,618	3,626,174	0	691,937	25,575,667
15:HOLLAND TWP	13,631,000	0	12,873,700	4,742,600	0	2,898,500	34,145,800
16:KINGWOOD TWP	3,978,650	0	13,072,500	5,564,400	296,600	14,674,200	37,586,350
17:LAMBERTVILLE CITY	2,332,900	2,103,200	13,733,400	18,380,250	892,300	20,701,600	58,143,650
18:LEBANON BORO	3,975,150	0	6,625,400	4,554,117	605,900	1,677,700	17,438,267
19:LEBANON TWP	26,409,600	995,800	136,908,000	6,457,200	39,300	9,060,300	179,870,200
20:MILFORD BORO	883,800	0	9,312,000	3,837,900	344,100	1,825,800	16,203,600
21:RARITAN TWP	111,505,654	0	98,284,825	90,158,463	550,600	21,754,446	322,253,988
22:READINGTON TWP	22,054,805	0	56,212,435	14,186,325	1,588,200	21,747,400	115,789,165
23:STOCKTON BORO	479,800	0	7,443,600	1,792,800	13,000	1,981,700	11,710,900
24:TEWKSBURY TWP	17,400,180	0	30,376,200	5,938,000	910,400	14,125,400	68,750,180
25:UNION TWP	17,902,000	0	227,641,400	4,295,900	242,500	3,562,600	253,644,400
26:WEST AMWELL TWP	16,518,800	0	19,318,900	3,980,500	133,000	4,535,800	44,487,000
HUNTERDON	397,864,468	3,099,000	986,735,257	248,088,814	13,012,200	201,263,983	1,850,063,722

2016 ABSTRACT OF RATABLES FOR THE COUNTY OF HUNTERDON

TAXING DISTRICTS	SECTION 14				SECTION 15	
	AMOUNT OF MISCELLANEOUS REVENUES TO SUPPORT LOCAL BUDGET				DEDUCTIONS ALLOWED	
	(A)	(B)	(C)	(D)	(A)	(B)
	SURPLUS REVENUE	MISCELLANEOUS REVENUES ANTICIPATED	RECEIPTS FROM DELINQUENT TAX	TOTAL OF MISCELLANEOUS REVENUES (COL. 14A+B+C)	SENIOR CITIZEN, DISABLED AND SURVIVING SPOUSE	VETERANS AND WIDOWS
01:ALEXANDRIA TWP	430,000.00	577,976.87	225,000.00	1,232,976.87	3,250.00	29,250.00
02:BETHLEHEM TWP	400,000.00	431,727.00	215,000.00	1,046,727.00	3,250.00	28,250.00
03:BLOOMSBURY BORO	242,400.00	83,700.85	36,000.00	362,100.85	250.00	7,000.00
04:CALIFON BORO	115,000.00	134,776.00	37,500.00	287,276.00	1,250.00	5,500.00
05:TOWN OF CLINTON	320,000.00	849,428.94	190,000.00	1,359,428.94	500.00	13,750.00
06:CLINTON TWP	800,000.00	3,877,253.13	462,000.00	5,139,253.13	3,500.00	72,500.00
07:DELAWARE TWP	295,437.00	738,064.06	279,300.99	1,312,802.05	6,000.00	41,500.00
08:EAST AMWELL TWP	175,000.00	948,841.61	242,000.00	1,365,841.61	4,250.00	33,250.00
09:FLEMINGTON BORO	62,682.00	844,267.00	350,000.00	1,256,949.00	4,000.00	14,000.00
10:FRANKLIN TWP	452,900.00	698,437.44	188,000.00	1,339,337.44	1,750.00	21,500.00
11:FRENCHTOWN BORO	285,050.00	283,632.83	180,525.00	749,207.83	2,000.00	9,250.00
12:GLEN GARDNER BORO	160,000.00	214,858.04	45,861.78	420,719.82	1,250.00	6,500.00
13:HAMPTON BORO	75,000.00	175,770.14	78,000.00	328,770.14	500.00	7,750.00
14:HIGH BRIDGE BORO	726,000.00	2,156,524.00	174,000.00	3,056,524.00	4,000.00	19,750.00
15:HOLLAND TWP	700,000.00	3,291,868.46	210,000.00	4,201,868.46	13,000.00	56,750.00
16:KINGWOOD TWP	584,000.00	532,562.64	393,433.50	1,509,996.14	5,750.00	25,250.00
17:LAMBERTVILLE CITY	397,689.00	1,888,728.67	177,947.00	2,464,364.67	7,500.00	23,000.00
18:LEBANON BORO	300,000.00	483,941.23	96,636.75	880,577.98	2,000.00	10,750.00
19:LEBANON TWP	690,398.00	2,876,738.00	280,000.00	3,847,136.00	5,750.00	38,250.00
20:MILFORD BORO	155,801.00	327,060.00	110,000.00	592,861.00	2,750.00	10,000.00
21:RARITAN TWP	875,000.00	4,205,435.66	750,000.00	5,830,435.66	16,250.00	117,500.00
22:READINGTON TWP	105,500.00	3,201,329.02	746,000.00	4,052,829.02	11,000.00	118,250.00
23:STOCKTON BORO	163,000.00	381,742.69	12,500.00	557,242.69	.00	5,750.00
24:TEWKSBURY TWP	2,196,795.00	1,944,378.00	295,000.00	4,436,173.00	2,000.00	31,750.00
25:UNION TWP	486,000.00	767,110.63	185,000.00	1,438,110.63	3,000.00	25,500.00
26:WEST AMWELL TWP	255,000.00	1,960,849.00	119,000.00	2,334,849.00	3,500.00	25,750.00
HUNTERDON	11,448,652.00	33,877,001.91	6,078,705.02	51,404,358.93	108,250.00	798,250.00

2016 ABSTRACT OF RATABLES FOR THE COUNTY OF HUNTERDON

ADDENDUM TO ABSTRACT OF RATABLES -- ASSESSED VALUE OF PARTIAL EXEMPTIONS & ABATEMENTS (COLUMN 3)

TAXING DISTRICTS	(1) POLLUTION CONTROL	(2) FIRE SUPPRESSION	(3) FALLOUT SHELTER	(4) WATER- SEWER FACILITY	(5) RENEWABLE ENERGY	(6) UEZ ABATEMENT	(7) HOME IMPROVEMENT	(8) MULTI- FAMILY DWELLING	(9) CLASS 4 ABATEMENT
01:ALEXANDRIA TWP	0	0	0	0	0	0	0	0	0
02:BETHLEHEM TWP	0	0	0	0	0	0	0	0	0
03:BLOOMSBURY BORO	0	0	0	0	0	0	0	0	0
04:CALIFON BORO	0	0	0	0	0	0	0	0	0
05:TOWN OF CLINTON	0	0	0	0	0	0	0	0	0
06:CLINTON TWP	0	174,600	0	0	0	0	0	0	0
07:DELAWARE TWP	0	0	0	0	0	0	0	0	0
08:EAST AMWELL TWP	0	0	0	0	0	0	0	0	0
09:FLEMINGTON BORO	0	0	0	0	0	0	0	0	0
10:FRANKLIN TWP	0	0	0	0	0	0	0	0	0
11:FRENCHTOWN BORO	0	0	0	0	0	0	0	0	0
12:GLEN GARDNER BORO	0	0	0	0	0	0	0	0	0
13:HAMPTON BORO	0	0	0	0	0	0	0	0	0
14:HIGH BRIDGE BORO	0	0	0	0	0	0	0	0	0
15:HOLLAND TWP	0	0	0	0	0	0	0	0	0
16:KINGWOOD TWP	0	0	0	0	0	0	0	0	0
17:LAMBERTVILLE CITY	0	0	0	0	0	0	0	0	0
18:LEBANON BORO	0	117,200	0	0	0	0	0	0	0
19:LEBANON TWP	0	0	0	0	0	0	0	0	0
20:MILFORD BORO	0	0	0	0	0	0	0	0	0
21:RARITAN TWP	0	0	0	0	0	0	0	0	0
22:READINGTON TWP	0	0	0	0	0	0	0	0	0
23:STOCKTON BORO	0	0	0	0	0	0	0	0	0
24:TEWKSBURY TWP	0	0	0	0	0	0	0	0	0
25:UNION TWP	0	0	0	0	0	0	0	0	0
26:WEST AMWELL TWP	0	0	0	0	0	0	0	0	0
HUNTERDON	0	291,800	0	0	0	0	0	0	0

2016 ABSTRACT OF RATABLES FOR THE COUNTY OF HUNTERDON

ADDENDUM TO ABSTRACT OF RATABLES -- ASSESSED VALUE OF PARTIAL EXEMPTIONS & ABATEMENTS (CONTINUED)

TAXING DISTRICTS	(10) DWELLING ABATEMENT	(11) DWELLING EXEMPTION	(12) NEW DWELLING CONVERSION ABATEMENT	(13) NEW DWELLING CONVERSION EXEMPTION	(14) MULTI-DWELLING EXEMPTION	(15) MULTI-DWELLING ABATEMENT	(16) COMMERCIAL/ INDUSTRIAL EXEMPTION	(17) TOTAL VALUE
01:ALEXANDRIA TWP	0	0	0	0	0	0	0	0
02:BETHLEHEM TWP	0	0	0	0	0	0	0	0
03:BLOOMSBURY BORO	0	0	0	0	0	0	0	0
04:CALIFON BORO	0	0	0	0	0	0	0	0
05:TOWN OF CLINTON	0	0	0	0	0	0	0	0
06:CLINTON TWP	0	0	0	0	0	0	0	174,600
07:DELAWARE TWP	0	0	0	0	0	0	0	0
08:EAST AMWELL TWP	0	0	0	0	0	0	0	0
09:FLEMINGTON BORO	167,100	0	0	0	0	0	4,034,700	4,201,800
10:FRANKLIN TWP	0	0	0	0	0	0	0	0
11:FRENCHTOWN BORO	0	0	0	0	0	0	0	0
12:GLEN GARDNER BORO	0	0	0	0	0	0	0	0
13:HAMPTON BORO	0	0	0	0	0	0	0	0
14:HIGH BRIDGE BORO	55,700	0	0	0	0	0	789,500	845,200
15:HOLLAND TWP	0	0	0	0	0	0	0	0
16:KINGWOOD TWP	0	0	0	0	0	0	0	0
17:LAMBERTVILLE CITY	0	0	0	0	0	0	0	0
18:LEBANON BORO	0	0	0	0	0	0	0	117,200
19:LEBANON TWP	0	0	0	0	0	0	0	0
20:MILFORD BORO	0	0	0	0	0	0	0	0
21:RARITAN TWP	0	0	0	0	0	0	0	0
22:READINGTON TWP	0	0	0	0	0	0	0	0
23:STOCKTON BORO	0	0	0	0	0	0	0	0
24:TEWKSBURY TWP	0	0	0	0	0	0	0	0
25:UNION TWP	0	0	0	0	0	0	0	0
26:WEST AMWELL TWP	0	0	0	0	0	0	0	0
HUNTERDON	222,800	0	0	0	0	0	4,824,200	5,338,800

2016 ABSTRACT OF RATABLES FOR THE COUNTY OF HUNTERDON

ADDENDUM -- EQUALIZED VALUE BASED ON IN LIEU OF TAXES (COL. 10B)

TAXING DISTRICTS	(1) C.12 PL 1977 IN LIEU OF TAX	(2) NJ HOUSING FINANCE AGENCY	(3) URBAN RENEWAL	(4) OTHER	(5) TOTAL
01:ALEXANDRIA TWP	0	0	0	0	0
02:BETHLEHEM TWP	0	0	0	0	0
03:BLOOMSBURY BORO	0	0	0	0	0
04:CALIFON BORO	0	0	0	0	0
05:TOWN OF CLINTON	0	0	0	0	0
06:CLINTON TWP	0	0	0	0	0
07:DELAWARE TWP	0	0	0	0	0
08:EAST AMWELL TWP	0	0	0	0	0
09:FLEMINGTON BORO	0	0	0	0	0
10:FRANKLIN TWP	0	0	0	0	0
11:FRENCHTOWN BORO	0	0	0	0	0
12:GLEN GARDNER BORO	0	0	0	0	0
13:HAMPTON BORO	0	0	0	0	0
14:HIGH BRIDGE BORO	0	0	0	0	0
15:HOLLAND TWP	0	0	0	0	0
16:KINGWOOD TWP	0	0	0	0	0
17:LAMBERTVILLE CITY	0	0	0	0	0
18:LEBANON BORO	0	0	0	0	0
19:LEBANON TWP	0	0	0	0	0
20:MILFORD BORO	0	0	0	0	0
21:RARITAN TWP	0	0	0	0	0
22:READINGTON TWP	0	0	0	0	0
23:STOCKTON BORO	0	0	0	0	0
24:TEWKSBURY TWP	0	0	0	0	0
25:UNION TWP	0	0	0	0	0
26:WEST AMWELL TWP	0	0	0	0	0
HUNTERDON	0	0	0	0	0

2016 ABSTRACT OF RATABLES FOR THE COUNTY OF HUNTERDON

SPECIAL TAXING DISTRICTS

TAXING DISTRICT	SPECIAL TAXING DISTRICT	NUMBER OF RATABLES	RATABLE VALUE	BUDGET	SPECIAL DISTRICT RATE
08: EAST AMWELL TWP	FIRE DISTRICT: F01	2,094	668,339,996	230,211.00	.035
09: FLEMINGTON BORO	SPEC IMPROVEMENT: S01	183	136,347,800	238,920.00	.176
09: FLEMINGTON BORO	SPEC IMPROVEMENT: S02	49	86,176,100	123,080.00	.143
10: FRANKLIN TWP	FIRE DISTRICT: F01	1,611	541,537,997	331,843.00	.062
17: LAMBERTVILLE CITY	FIRE DISTRICT: F01	2,041	739,128,195	536,895.00	.073

2016 ABSTRACT OF RATABLES FOR THE COUNTY OF HUNTERDON

Total Amount of Miscellaneous Revenues (included Surplus Revenues Appropriated) for the Support of the County Budget	23,376,010.31
Rate per \$100 to be applied to Column 11 for apportionment of County Taxes30899422
Net County Taxes Apportioned (Column 12 A iii)	65,388,938.56
* Adjustments (Net Total (Column 12 A i))	98,893.10
* Net Overpayments are added to the Net Taxes Apportioned Net Underpayments are deducted from the Net Taxes Apportioned	
Rate per \$100 to be applied to Column 11 for apportionment of Library Taxes03093400
Rate per \$100 to be applied to Column 11 for apportionment of Health Taxes00000000
Rate per \$100 to be applied to Column 11 for apportionment of Open Space Taxes03008586
County Percentage Level of Taxable Value of Real Property is 100%	

HUNTERDON COUNTY BOARD OF TAXATION



 Edmund C. Watkinson, President

 Timothy J. Korzun, Vice President


 Anthony J. Danzo, Commissioner


 William T. Meglaughlin, Commissioner


 Michael J. Pierce, Commissioner

ATTEST: 
 Tony Porto, Tax Administrator

I hereby certify this to be a true copy of the Abstract of Ratables and Exemptions for the County of HUNTERDON, State of New Jersey for the year 2016 as filed with me by the HUNTERDON County Board of Taxation

2016 Hunterdon County Tax Rates

Municipality	County Tax	County Library Tax	County Open Space Tax	District School Tax	Regional School Tax	Municipal Purpose	Municipal Open Space	Municipal Library Tax	General Tax Rate	Special Taxing District Tax Rate*	
Alexandria Township	0.337	0.034	0.033	1.190	0.710	0.214	0.040	0.000	2.558		
Bethlehem Township	0.328	0.033	0.032	1.400	0.713	0.342	0.050	0.000	2.898		
Bloomsbury Borough	0.325	0.033	0.032	1.854	0.000	0.615	0.000	0.000	2.859		
Califon Borough	0.294	0.030	0.029	1.551	0.597	0.549	0.020	0.000	3.070		
Town of Clinton	0.332	0.034	0.032	1.424	0.544	0.789	0.000	0.000	3.155		
Clinton Township	0.320	0.033	0.032	1.158	0.653	0.318	0.020	0.000	2.534		
Delaware Township	0.357	0.036	0.035	1.018	0.604	0.378	0.060	0.000	2.488		
East Amwell Township	0.339	0.034	0.034	1.061	0.622	0.195	0.040	0.000	2.325	F01 .035	
Flemington Borough	0.328	0.000	0.032	1.382	0.456	0.907	0.000	0.035	3.140	B01 .176	B02 .143
Franklin Township	0.318	0.032	0.031	1.111	0.597	0.305	0.030	0.000	2.424	F01 .062	
Frenchtown Borough	0.360	0.037	0.036	1.306	0.694	0.849	0.020	0.000	3.302		
Glen Gardner Borough	0.344	0.035	0.034	1.327	0.673	0.630	0.000	0.000	3.043		
Hampton Borough	0.305	0.031	0.030	1.463	0.591	0.614	0.000	0.000	3.034		
High Bridge Borough	0.337	0.034	0.033	1.798	0.595	1.012	0.000	0.000	3.809		
Holland Township	0.324	0.033	0.032	1.396	0.614	0.189	0.000	0.000	2.588		
Kingwood Township	0.304	0.031	0.030	0.932	0.625	0.229	0.030	0.000	2.181		
Lambertville City	0.313	0.000	0.031	0.000	1.235	0.307	0.009	0.033	1.928	F01 .073	
Lebanon Borough	0.307	0.031	0.030	0.957	0.570	0.389	0.000	0.000	2.284		
Lebanon Township	0.378	0.038	0.037	1.309	0.716	0.280	0.010	0.000	2.768		
Milford Borough	0.327	0.000	0.032	1.647	0.668	0.682	0.000	0.034	3.390		
Raritan Township	0.312	0.032	0.031	1.141	0.574	0.301	0.015	0.000	2.406		
Readington Township	0.367	0.037	0.036	1.112	0.700	0.528	0.020	0.000	2.800		
Stockton Borough	0.313	0.032	0.031	0.000	1.291	0.414	0.000	0.000	2.081		
Tewksbury Township	0.369	0.038	0.037	0.931	0.635	0.375	0.050	0.000	2.435		
Union Township	0.360	0.036	0.035	1.221	0.679	0.250	0.020	0.000	2.601		
West Amwell Township	0.309	0.031	0.031	0.000	1.558	0.269	0.060	0.000	2.258		

*Fire Taxing District = F01

*Business Improvement District= B01,B02

2016 Line Item Breakdown

Municipality	Class 1	Class 2	Class 3A	Class 3B	Class 4A	Class 4B	Class 4C	Personal Property	Total Line Items
Alexandria Township	137	1,514	261	393	32	3	1	2	2,343
Bethlehem Township	140	1,271	124	207	24	7	-	1	1,774
Bloomsbury Borough	36	317	1	6	17	4	3	2	386
Califon Borough	52	385	4	17	29	1	2	1	491
Town of Clinton	42	864	1	4	116	-	9	1	1,037
Clinton Township	174	4,353	116	213	269	9	4	2	5,140
Delaware Township	120	1,365	442	667	35	10	2	2	2,643
East Amwell Township	148	1,243	236	398	61	-	6	2	2,094
Flemington Borough	35	851	-	-	228	2	11	2	1,129
Franklin Township	56	913	243	365	23	4	3	4	1,611
Frenchtown Borough	67	423	1	5	61	6	8	1	572
Glen Gardner Borough	44	707	8	12	15	1	4	2	793
Hampton Borough	49	453	7	18	21	2	3	2	555
High Bridge Borough	84	1,334	4	6	35	7	3	1	1,474
Holland Township	141	1,870	173	260	26	7	1	2	2,480
Kingwood Township	141	1,183	289	518	53	4	4	2	2,194
Lambertville City	190	1,606	2	11	183	8	40	1	2,041
Lebanon Borough	20	572	1	8	58	7	3	1	670
Lebanon Township	178	2,063	200	322	79	5	4	2	2,853
Milford Borough	63	417	4	9	42	3	1	1	540
Raritan Township	569	7,921	142	263	380	29	6	1	9,311
Readington Township	352	5,701	285	451	250	44	3	2	7,088
Stockton Borough	16	208	2	2	23	-	2	1	254
Tewksbury Township	149	1,948	350	539	42	1	-	1	3,030
Union Township	129	1,728	99	153	65	6	1	2	2,183
West Amwell Township	167	924	149	285	61	6	3	1	1,596
Total	3,299	42,134	3,144	5,132	2,228	176	127	42	56,282

Class 1	Vacant Land	Class 4A	Commercial
Class 2	Residential	Class 4B	Industrial
Class 3A	Farmhouse (Regular)	Class 4C	Apartment
Class 3B	Qualified Farmland		

2016 Ratable Breakdown

Municipality	Class 1	Class 2	Class 3A	Class 3B	Class 4A	Class 4B	Class 4C	Personal Property	Total Valuation (Column 6)
Alexandria Twp.	\$ 9,316,700	\$ 576,623,900	\$ 104,491,000	\$ 4,172,379	\$ 18,850,800	\$ 836,200	\$ 230,400	\$ 168,946	\$ 714,690,325
Bethlehem Twp.	\$ 6,711,400	\$ 452,135,100	\$ 40,529,300	\$ 1,856,328	\$ 20,757,500	\$ 6,990,400	\$ -	\$ 94	\$ 528,980,122
Bloomsbury Boro.	\$ 479,400	\$ 67,843,800	\$ 331,300	\$ 141,200	\$ 17,613,000	\$ 2,072,500	\$ 1,243,100	\$ 96	\$ 89,724,396
Califon Boro.	\$ 1,249,800	\$ 126,501,500	\$ 1,454,700	\$ 23,608	\$ 15,648,800	\$ 397,900	\$ 382,100	\$ 100	\$ 145,658,508
Town of Clinton	\$ 5,149,900	\$ 270,059,300	\$ 119,750	\$ 46,500	\$ 72,417,800	\$ -	\$ 9,791,600	\$ -	\$ 357,584,850
Clinton Twp.	\$ 12,470,100	\$ 1,721,744,700	\$ 52,845,400	\$ 2,387,900	\$ 186,955,500	\$ 155,319,700	\$ 19,342,900	\$ -	\$ 2,151,066,200
Delaware Twp.	\$ 7,096,320	\$ 537,945,200	\$ 217,854,300	\$ 6,454,510	\$ 17,745,400	\$ 7,270,600	\$ 939,500	\$ 436,573	\$ 795,742,403
East Amwell Twp.	\$ 8,636,700	\$ 451,287,800	\$ 115,158,200	\$ 4,986,275	\$ 85,095,500	\$ -	\$ 2,262,200	\$ 913,321	\$ 668,339,996
Flemington Boro.	\$ 2,743,600	\$ 217,771,700	\$ -	\$ -	\$ 181,895,900	\$ 1,871,200	\$ 42,615,900	\$ -	\$ 446,898,300
Franklin Twp.	\$ 3,383,900	\$ 387,268,600	\$ 105,564,300	\$ 4,139,397	\$ 36,411,900	\$ 2,328,900	\$ 1,037,400	\$ 1,403,600	\$ 541,537,997
Frenchtown Boro.	\$ 4,480,500	\$ 110,307,000	\$ 449,600	\$ 11,200	\$ 26,503,300	\$ 3,726,350	\$ 5,682,600	\$ 644,203	\$ 151,804,753
Glen Gardner Boro.	\$ 1,241,203	\$ 129,471,200	\$ 1,960,900	\$ 44,758	\$ 4,823,300	\$ 568,600	\$ 1,212,500	\$ -	\$ 139,322,461
Hampton Boro.	\$ 2,016,318	\$ 108,450,385	\$ 2,779,950	\$ 106,714	\$ 4,966,350	\$ 856,000	\$ 2,475,400	\$ -	\$ 121,651,117
High Bridge Boro.	\$ 1,396,400	\$ 304,820,800	\$ 1,353,700	\$ 8,554	\$ 12,862,200	\$ 8,751,500	\$ 1,087,000	\$ -	\$ 330,280,154
Holland Twp.	\$ 7,439,600	\$ 526,884,100	\$ 64,633,400	\$ 2,602,380	\$ 13,883,911	\$ 11,231,600	\$ 429,300	\$ 1,464,110	\$ 628,568,401
Kingwood Twp.	\$ 21,949,750	\$ 428,026,899	\$ 110,891,300	\$ 5,381,800	\$ 35,012,700	\$ 8,921,900	\$ 1,988,300	\$ 1,544,943	\$ 613,717,592
Lambertville City	\$ 4,564,883	\$ 583,301,900	\$ 1,492,300	\$ 2,206	\$ 113,908,500	\$ 10,973,700	\$ 23,876,593	\$ 1,008,113	\$ 739,128,195
Lebanon Boro.	\$ 1,420,900	\$ 154,290,900	\$ 681,000	\$ 29,923	\$ 80,796,100	\$ 8,713,980	\$ 26,106,800	\$ -	\$ 272,039,603
Lebanon Twp.	\$ 9,361,300	\$ 619,632,200	\$ 71,448,900	\$ 2,199,467	\$ 35,886,800	\$ 3,213,500	\$ 1,912,400	\$ 66,063	\$ 743,720,630
Milford Boro.	\$ 2,179,300	\$ 94,300,400	\$ 1,418,800	\$ 21,900	\$ 12,447,070	\$ 1,992,000	\$ 2,900,000	\$ 182,807	\$ 115,442,277
Raritan Twp.	\$ 63,634,700	\$ 3,148,815,000	\$ 63,259,700	\$ 2,887,700	\$ 610,793,500	\$ 99,941,196	\$ 12,713,200	\$ -	\$ 4,002,044,996
Readington Twp.	\$ 31,194,600	\$ 2,036,191,100	\$ 123,306,100	\$ 4,726,655	\$ 342,902,000	\$ 53,386,800	\$ 1,368,100	\$ 257,705	\$ 2,593,333,060
Stockton Boro.	\$ 904,300	\$ 76,225,200	\$ 845,100	\$ 18,400	\$ 13,667,700	\$ -	\$ 1,018,600	\$ 91,553	\$ 92,770,853
Tewksbury Twp.	\$ 9,945,200	\$ 1,060,442,600	\$ 232,720,110	\$ 3,418,255	\$ 48,031,500	\$ 2,804,000	\$ -	\$ -	\$ 1,357,361,665
Union Twp.	\$ 16,134,508	\$ 525,993,900	\$ 36,774,000	\$ 1,031,611	\$ 107,510,532	\$ 10,386,700	\$ 230,900	\$ 95	\$ 698,062,246
West Amwell Twp.	\$ 8,926,800	\$ 369,119,100	\$ 79,837,000	\$ 2,338,400	\$ 30,990,809	\$ 14,784,200	\$ 1,261,000	\$ 565,851	\$ 507,823,160
Total	\$ 244,028,082	\$ 15,085,454,284	\$ 1,432,200,110	\$ 49,038,020	\$ 2,148,378,372	\$ 417,339,426	\$ 162,107,793	\$ 8,748,173	\$ 19,547,294,260

Class 1 **Vacant Land**
Class 2 **Residential**
Class 3A **Farmhouse (Regular)**
Class 3B **Qualified Farmland**

Class 4A **Commercial**
Class 4B **Industrial**
Class 4C **Apartment**

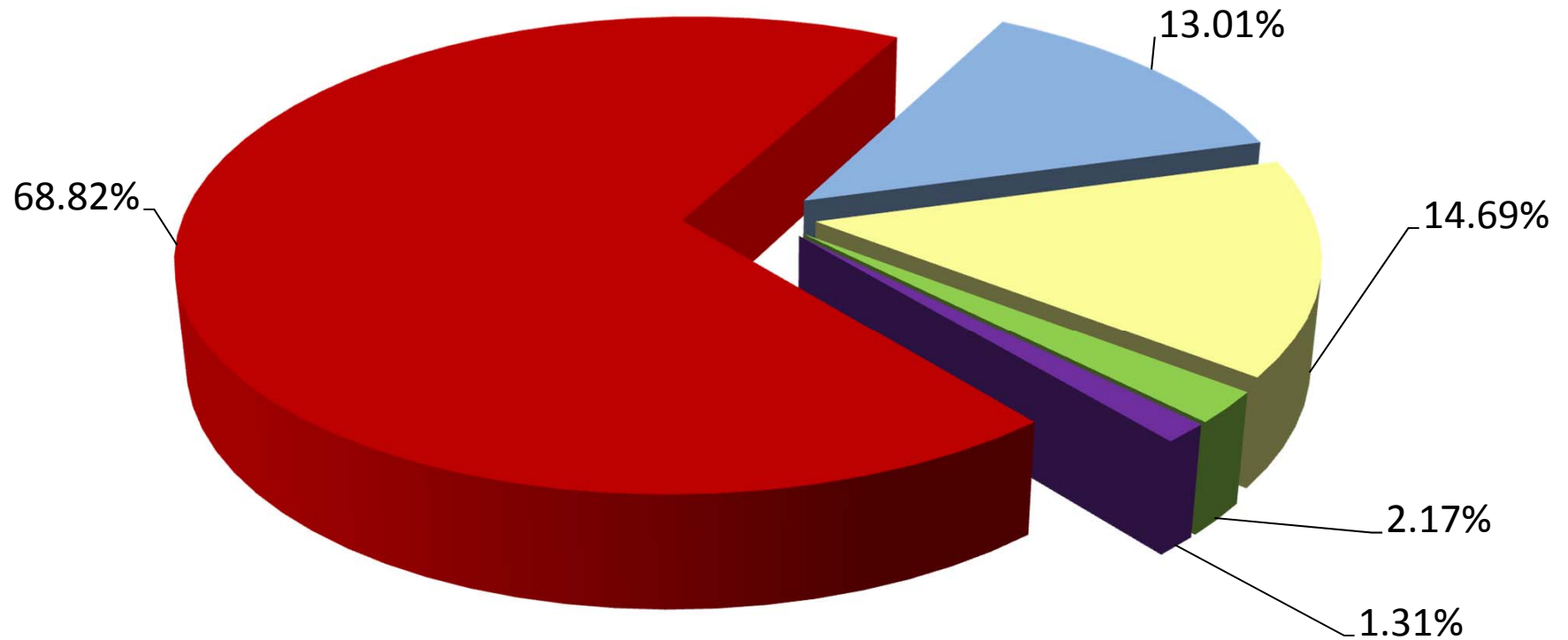
Hunterdon County Tax Collectors

01. Alexandria Township	Donna Griffiths	242 Little York-Mt. Pleasant Rd. Milford, NJ 08848	908-996-7071
02. Bethlehem Township	Alice Anne Pareti	405 Mine Rd., Asbury, NJ 08802	908-735-4107
03. Bloomsbury Borough	Sharon Brown	91 Brunswick Ave., Bloomsbury, NJ 08804	908-479-4200
04. Califon Borough	Amy Monahan	P.O. Box 368, Califon, NJ 07830	908-832-7850
05. Town of Clinton	Kathy Olsen	P.O. Box 5194, Clinton, NJ 08809	908-735-8616
06. Clinton Township	Patricia Centofanti	1225 Route 31 South, Lebanon, NJ 08833	908-735-5242
07. Delaware Township	Danene Gooding	P.O. Box 500, Sergeantsville, NJ 08557	609-397-3240
08. East Amwell Township	Mary Hyland	1070 Route 202, Ringoes, NJ 08551	908-782-5209
09. Flemington Borough	Rebecca Newman	38 Park Ave., Flemington, NJ 08822	908-782-8840
10. Franklin Township	Diane Laudenbach	202 Sidney Rd., Pittstown, NJ 08867	908-735-5215
11. Frenchtown Borough	Diane Laudenbach	Boro. Hall, 29 Second St., Frenchtown, NJ 08825	908-996-4524
12. Glen Gardner Borough	Diane Laudenbach	P.O. Box 307, Glen Gardner, NJ 08826	908-537-0084
13. Hampton Borough	Diane Laudenbach	P.O. Box 418, Hampton, NJ 08827	908-537-2329
14. High Bridge Borough	Bonnie Fleming	71 Main St., High Bridge, NJ 08829	908-638-6455
15. Holland Township	Kay Winzenried	61 Church St., Milford, NJ 08848	908-995-2047
16. Kingwood Township	Diane Laudenbach	P.O. Box 199, Baptistown, NJ 08803	908-996-4276
17. Lambertville City	Cynthia McBride	18 York St., Lambertville, NJ 08530	609-397-0801
18. Lebanon Borough	Kay Winzenried	6 High St., Lebanon, NJ 08833	908-236-2425
19. Lebanon Township	Mary Hyland	530 West Hill Rd., Glen Gardner, NJ 08826	908-638-8525
20. Milford Borough	Eloise Hagaman	P.O. Box 507, Milford, NJ 08848	908-995-4323
21. Raritan Township	Sharon Brown	One Municipal Dr., Flemington, NJ 08822	908-806-8261
22. Readington Township	Michael Balogh	509 Route 523, White House Station, NJ 08889	908-534-9761
23. Stockton Borough	Donna Griffiths	P.O. Box M, Stockton, NJ 08559	609-397-0070
24. Tewksbury Township	Kay Winzenried	169 Old Turnpike Rd., Califon, NJ 07830	908-439-0022
25. Union Township	Colleen Dolan	140 Perryville Rd., Hampton, NJ 08827	908-735-8027
26. West Amwell Township	Mary Hyland	150 Rocktown Rd., Lambertville, NJ 08530	609-397-2058

Hunterdon County Tax Assessors

01. Alexandria Township	Eloise Hagaman	242 Little York-Mt. Pleasant, Milford, NJ 08848	908-996-7071
02. Bethlehem Township	Eloise Hagaman	405 Mine Rd., Asbury, NJ 08802	908-735-4107
03. Bloomsbury Borough	Eloise Hagaman	91 Brunswick Ave., Bloomsbury, NJ 08804	908-479-4200
04. Califon Borough	Eloise Hagaman	P.O. Box 368, Califon, NJ 07830	908-832-7850
05. Town of Clinton	Fran Kuczynski	P.O. Box 5194, Clinton, NJ 08809	908-735-8616
06. Clinton Township	Jeff Ward	1225 Route 31 South, Lebanon, NJ 08833	908-735-2053
07. Delaware Township	Michelle Trivigno	P.O. Box 500, Sergeantsville, NJ 08557	609-397-3240
08. East Amwell Township	Marianne Busher	1070 Route 202, Ringoes, NJ 08551	908-782-8536
09. Flemington Borough	Edward Kerwin	38 Park Ave., Flemington, NJ 08822	908-782-8840
10. Franklin Township	Mary Mastro	202 Sidney Rd., Pittstown, NJ 08867	908-735-5215
11. Frenchtown Borough	David Gill	Boro. Hall, 29 Second St., Frenchtown, NJ 08825	609-466-1878
12. Glen Gardner Borough	Michelle Trivigno	P.O. Box 307, Glen Gardner, NJ 08826	908-507-9737
13. Hampton Borough	Robert Vance	P.O. Box 418, Hampton, NJ 08827	908-537-2329
14. High Bridge Borough	Anna Maria Obiedzinski	71 Main St., High Bridge, NJ 08829	908-638-6455
15. Holland Township	Michelle Trivigno	61 Church St., Milford, NJ 08848	908-995-4830
16. Kingwood Township	David Gill	P.O. Box 199, Baptistown, NJ 08803	609-466-1878
17. Lambertville City	Rick Carmosino	18 York St., Lambertville, NJ 08530	609-397-0801
18. Lebanon Borough	Jeff Burd	6 High St., Lebanon, NJ 08833	609-638-3151
19. Lebanon Township	Mary Mastro	530 West Hill Rd., Glen Gardner, NJ 08826	908-638-8523
20. Milford Borough	David Gill	P.O. Box 507, Milford, NJ 08848	609-466-1878
21. Raritan Township	Marianne Busher	One Municipal Dr., Flemington, NJ 08822	908-806-6933
22. Readington Township	Mary Mastro	509 Route 523, White House Station, NJ 08889	908-534-9715
23. Stockton Borough	Michelle Trivigno	P.O. Box M, Stockton, NJ 08559	609-397-0070
24. Tewksbury Township	Ann Marie Obiedzinski	169 Old Turnpike Rd., Califon, NJ 07830	908-439-0022
25. Union Township	Michelle Trivigno	140 Perryville Rd., Hampton, NJ 08827	908-735-8027
26. West Amwell Township	David Gill	150 Rocktown Rd., Lambertville, NJ 08530	609-466-1878

Hunterdon County 2016 Tax Levy Breakdown



■ Schools ■ County ■ Municipal ■ Open Space ■ Libraries