

2021 ABSTRACT OF RATABLES



MERCER COUNTY BOARD OF TAXATION

RICHARD J. CARABELLI MAI CTA, PRESIDENT

EDWARD A. HOFFMAN ESQ, COMMISSIONER

ROSE MARIE BOWEN-LEWIS, COMMISSIONER

FAREEDA K. STOKES, COMMISSIONER

FRANK V. RAGAZZO, COMMISSIONER

TINA M. ROONEY, TAX ADMINISTRATOR

TELEPHONE - 609-989-6704

ADDRESS - 640 S. BROAD ST., TRENTON, N. J., 08650

FAX - 609-396-4510

E-MAIL - TROONEY@MERCERCOUNTY.ORG

WEBSITE - WWW.MERCERCOUNTY.ORG

2021 Abstract of Ratables for the County of Mercer

Taxing District	1		2	3	4	5	6
	Taxable Value						
	(A) Land	(B) Improvements (Includes Partial Exemptions & Abatements)	Taxable Value of Land and Improvements (Col 1A+1B)	Total Taxable Value Of Partial Exemptions & Abatements (Assessed Value)	Net Taxable Value of Land & Improvements (Col 2-3)	Taxable Value Communication Equipment	Net Taxable Value (Col 4+5)
01 East Windsor Twp	1,190,589,971	1,638,597,029	2,829,187,000	2,315,000	2,826,872,000	4,542,658	2,831,414,658
02 Ewing Twp	875,687,800	2,412,096,275	3,287,784,075	2,491,300	3,285,292,775	14,976,422	3,300,269,197
03 Hamilton Twp	2,581,725,500	6,081,521,500	8,663,247,000	5,828,050	8,657,418,950	27,571,359	8,684,990,309
04 Hightstown	146,296,700	246,462,100	392,758,800	180,800	392,578,000	3,594,397	396,172,397
05 Hopewell	167,300,760	150,051,140	317,351,900	0	317,351,900	0	317,351,900
06 Hopewell Twp	1,548,424,070	2,263,785,000	3,812,209,070	2,040,500	3,810,168,570	6,031,203	3,816,199,773
07 Lawrence Twp	1,354,861,400	3,289,378,500	4,644,239,900	1,256,400	4,642,983,500	6,801,280	4,649,784,780
08 Pennington	272,457,700	241,763,500	514,221,200	0	514,221,200	2,118,491	516,339,691
11 Trenton City	502,389,300	1,718,797,010	2,221,186,310	2,261,100	2,218,925,210	17,449,503	2,236,374,713
12 Robbinsville Twp	1,163,594,200	1,480,697,600	2,644,291,800	4,884,000	2,639,407,800	3,138,126	2,642,545,926
13 West Windsor Twp	2,256,637,855	3,781,498,749	6,038,136,604	54,320,900	5,983,815,704	11,856,804	5,995,672,508
14 Princeton	3,657,520,400	3,544,573,452	7,202,093,852	251,000	7,201,842,852	8,343,297	7,210,186,149
Total	15,717,485,656	26,849,221,855	42,566,707,511	75,829,050	42,490,878,461	106,423,540	42,597,302,001

2021 Abstract of Ratables for the County of Mercer

Taxing District	7 General Tax Rate Per \$100	8 County Equali- zation Ratio	9 True Value		10 Equalization		11 Net Valuation For County Tax Apportionment (Col 6-9A+9B -10A+10B)
			(A) UEZ Abatement Expired	(B) Class II Railroads	(A) Amounts Deducted	(B) Amounts Added	
			01 East Windsor Twp	3.282	95.10%	0	
02 Ewing Twp	3.509	100.75%	0	0	0	11,857,065	3,312,126,262
03 Hamilton Twp	3.263	93.75%	0	0	0	612,763,684	9,297,753,993
04 Hightstown	4.516	86.44%	0	0	0	63,886,699	460,059,096
05 Hopewell	3.071	92.37%	0	0	0	27,362,467	344,714,367
06 Hopewell Twp	2.950	94.19%	0	0	0	245,265,614	4,061,465,387
07 Lawrence Twp	2.943	91.58%	0	0	0	448,657,608	5,098,442,388
08 Pennington	2.762	98.58%	0	0	0	8,244,649	524,584,340
11 Trenton City	5.553	95.05%	0	0	0	178,003,888	2,414,378,601
12 Robbinsville Twp	2.955	93.34%	0	0	0	190,645,141	2,833,191,067
13 West Windsor Twp	2.856	87.89%	0	0	0	834,838,015	6,830,510,523
14 Princeton	2.439	82.33%	0	0	0	1,562,297,424	8,772,483,573
Total						4,338,784,308	46,936,086,309

2021 Abstract of Ratables for the County of Mercer

Taxing District	Section 12A							
	(i)	(ii)				(iii)	(iv)	(v)
	Total County Taxes Apportioned	Adjustments Resulting From:				Net County Taxes Apportioned	Municipal Budget State Aid	Net County Taxes Apportioned Less State Aid (Col 12A(iii)) -12A(iv)-County BPP Adjustment)
		(A) Equal Table Appeals		(B) Appeals & Corrections				
Deduct Overpay		Add Underpay	Deduct Overpay	Add Underpay				
01 East Windsor Twp	17,139,425.77	0.00	0.00	2,706.29	0.00	17,136,719.48	0.00	17,136,719.48
02 Ewing Twp	19,008,968.95	0.00	0.00	52,357.10	0.00	18,956,611.85	0.00	18,956,611.85
03 Hamilton Twp	53,361,708.77	0.00	0.00	44,911.87	0.00	53,316,796.90	0.00	53,316,796.90
04 Hightstown	2,640,373.10	0.00	0.00	0.00	0.00	2,640,373.10	0.00	2,640,373.10
05 Hopewell	1,978,386.14	0.00	0.00	1,807.85	0.00	1,976,578.29	0.00	1,976,578.29
06 Hopewell Twp	23,309,579.21	0.00	0.00	0.00	26,210.58	23,335,789.79	0.00	23,335,789.79
07 Lawrence Twp	29,261,001.97	0.00	0.00	980.93	0.00	29,260,021.04	0.00	29,260,021.04
08 Pennington	3,010,696.65	0.00	0.00	2,966.46	0.00	3,007,730.19	0.00	3,007,730.19
11 Trenton City	13,856,611.81	0.00	0.00	162,254.18	0.00	13,694,357.63	0.00	13,694,357.63
12 Robbinsville Twp	16,260,262.07	0.00	0.00	5,362.16	0.00	16,254,899.91	0.00	16,254,899.91
13 West Windsor Twp	39,201,694.68	0.00	0.00	4,941.22	0.00	39,196,753.46	0.00	39,196,753.46
14 Princeton	50,347,072.99	0.00	0.00	18,568.63	0.00	50,328,504.36	0.00	50,328,504.36
Total	269,375,782.11			296,856.69	26,210.58	269,105,136.00		269,105,136.00

2021 Abstract of Ratables for the County of Mercer

Taxing District	Section 12-B			Section 12-C						Section 12-D
	(A)	(B)	(C)	Local Taxes to be Raised for: (i) District School Purposes			(ii) Local Municipal Purposes			Total Levy on Which Tax Rate is Computed
	County Library Taxes Apportioned	County Health Svcs Taxes Apportioned	County Open Space Taxes Apportioned	(A) District School (adj for BPP)	(B) Reg., Consol. & Joint School (adj for BPP)	(C) Local School (adj for BPP)	(A) Municipal Budget (adj for BPP)	(B) Municipal Open Space Budget	(C) Municipal Library Budget	
01 East Windsor Twp	1,741,506.20	0.00	746,477.08	0.00	61,026,489.00	0.00	12,266,727.76	0.00	0.00	92,917,919.52
02 Ewing Twp	1,926,461.81	0.00	825,744.67	62,675,332.00	0.00	0.00	31,410,815.46	0.00	0.00	115,794,965.79
03 Hamilton Twp	0.00	0.00	2,322,475.00	124,367,578.00	0.00	0.00	100,289,508.25	0.00	3,087,550.00	283,383,908.15
04 Hightstown	268,325.65	0.00	115,014.77	0.00	9,280,152.00	0.00	5,587,207.85	0.00	0.00	17,891,073.37
05 Hopewell	0.00	0.00	86,101.79	0.00	5,506,859.00	0.00	2,027,769.00	31,735.00	114,490.00	9,743,533.08
06 Hopewell Twp	2,371,453.26	0.00	1,016,507.56	0.00	68,018,862.00	0.00	16,672,293.36	1,144,860.00	0.00	112,559,765.97
07 Lawrence Twp	2,973,525.32	0.00	1,274,567.53	74,155,941.00	0.00	0.00	27,760,451.69	1,394,935.43	0.00	136,819,442.01
08 Pennington	0.00	0.00	131,014.92	0.00	8,368,223.00	0.00	2,528,695.43	51,633.96	172,771.83	14,260,069.33
11 Trenton City	0.00	0.00	596,526.70	23,779,665.00	0.00	1,443,439.63	83,876,870.11	0.00	790,556.84	124,181,415.91
12 Robbinsville Twp	1,651,892.93	0.00	708,065.38	44,053,942.00	0.00	0.00	13,698,405.84	1,717,654.84	0.00	78,084,860.90
13 West Windsor Twp	3,983,336.83	0.00	1,707,414.45	0.00	100,006,744.00	0.00	25,112,652.27	1,199,134.50	0.00	171,206,035.51
14 Princeton	0.00	0.00	2,192,323.15	86,491,827.00	0.00	0.00	32,637,437.93	1,225,841.00	2,914,299.42	175,790,232.86
Total	14,916,502.00		11,722,233.00	415,524,285.00	252,207,329.00	1,443,439.63	353,868,834.95	6,765,794.73	7,079,668.09	1,332,633,222.40

2021 Abstract of Ratables for the County of Mercer

Taxing District	Section 13						
	Real Property Exempt From Taxation						
	(A) Public School	(B) Other School	(C) Public Property	(D) Church And Charitable	(E) Cemeteries And Graveyards	(F) Other Exempts	(G) Total Amount of Exempts (13A+B+C+D+E+F)
01 East Windsor Twp	64,806,500	5,281,500	78,308,300	11,097,500	466,500	78,613,100	238,573,400
02 Ewing Twp	116,651,600	736,998,144	767,494,000	92,451,400	7,072,200	85,759,400	1,806,426,744
03 Hamilton Twp	219,485,200	5,325,100	272,822,300	153,545,500	18,227,000	159,253,000	828,658,100
04 Hightstown	50,445,600	67,338,300	18,817,400	15,524,200	1,877,500	2,448,300	156,451,300
05 Hopewell	7,174,400	0	7,498,900	6,964,500	380,500	740,300	22,758,600
06 Hopewell Twp	60,659,000	17,345,600	208,566,400	230,054,900	2,251,500	32,052,400	550,929,800
07 Lawrence Twp	73,722,200	386,097,200	135,651,850	109,153,000	314,500	68,086,200	773,024,950
08 Pennington	9,571,300	6,628,700	11,698,700	10,921,800	1,791,700	18,171,000	58,783,200
11 Trenton City	237,984,299	31,855,800	1,707,127,429	184,723,000	3,977,800	520,527,800	2,686,196,128
12 Robbinsville Twp	67,405,800	0	104,194,400	48,617,800	1,985,600	99,723,300	321,926,900
13 West Windsor Twp	247,851,352	34,605,800	273,841,070	78,038,168	28,500	29,087,500	663,452,390
14 Princeton	83,420,900	1,820,232,900	272,228,400	159,554,300	4,122,100	52,426,300	2,391,984,900
Total	1,239,178,151	3,111,709,044	3,858,249,149	1,100,646,068	42,495,400	1,146,888,600	10,499,166,412

2021 Abstract of Ratables for the County of Mercer

Taxing District	Section 14				Section 15	
	Amount of Miscellaneous Revenues to Support Local Budget				Deductions Allowed	
	(A) Surplus Revenue	(B) Miscellaneous Revenues Anticipated	(C) Receipts from Delinquent Tax	(D) Total of Miscellaneous Revenues (Col 14A+B+C)	(A) Senior Citizen, Disabled and Surviving Spouse	(B) Veterans and Widows
01 East Windsor Twp	3,323,000.00	7,029,596.24	500,000.00	10,852,596.24	13,750.00	73,000.00
02 Ewing Twp	500,000.00	16,213,930.34	27,753.30	16,741,683.64	30,500.00	184,000.00
03 Hamilton Twp	6,900,000.00	32,177,271.66	200,000.00	39,277,271.66	116,500.00	641,500.00
04 Hightstown	975,000.00	1,374,346.28	200,000.00	2,549,346.28	2,750.00	17,000.00
05 Hopewell	393,200.00	904,366.41	99,700.00	1,397,266.41	1,750.00	7,500.00
06 Hopewell Twp	1,730,000.00	5,020,407.65	1,363,000.00	8,113,407.65	7,250.00	73,000.00
07 Lawrence Twp	6,850,000.00	14,017,682.80	830,000.00	21,697,682.80	27,250.00	101,750.00
08 Pennington	438,915.25	1,196,259.61	154,000.00	1,789,174.86	250.00	7,750.00
11 Trenton City	0.00	88,037,008.87	2,000,000.00	90,037,008.87	83,750.00	85,000.00
12 Robbinsville Twp	2,545,500.00	9,020,998.18	671,000.00	12,237,498.18	10,750.00	39,250.00
13 West Windsor Twp	5,388,000.00	12,123,511.53	525,000.00	18,036,511.53	3,250.00	49,750.00
14 Princeton	11,098,442.01	19,372,086.62	1,191,000.00	31,661,528.63	4,500.00	50,250.00
Total	40,142,057.26	206,487,466.19	7,761,453.30	254,390,976.75	302,250.00	1,329,750.00

2021 Abstract of Ratables for the County of Mercer

Taxing District	Addendum to Abstract of Ratables - Assessed Value of Partial Exemptions & Abatements (Column 3)								
	(1) Pollution Control	(2) Fire Suppression	(3) Fallout Shelter	(4) Water- Sewer Facility	(5) Renewable Energy	(6) UEZ Abatement	(7) Home Improvement	(8) Multi- Family Dwelling	(9) Class 4 Abatement
01 East Windsor Twp	0	2,315,000	0	0	0	0	0	0	0
02 Ewing Twp	0	2,491,300	0	0	0	0	0	0	0
03 Hamilton Twp	0	5,828,050	0	0	0	0	0	0	0
04 Hightstown	0	0	0	0	0	0	0	0	0
05 Hopewell	0	0	0	0	0	0	0	0	0
06 Hopewell Twp	0	2,040,500	0	0	0	0	0	0	0
07 Lawrence Twp	0	0	1,256,400	0	0	0	0	0	0
08 Pennington	0	0	0	0	0	0	0	0	0
11 Trenton City	0	8,100	0	0	0	1,480,700	0	0	0
12 Robbinsville Twp	0	4,884,000	0	0	0	0	0	0	0
13 West Windsor Twp	0	14,141,600	0	0	40,179,300	0	0	0	0
14 Princeton	0	251,000	0	0	0	0	0	0	0
Total		31,959,550	1,256,400		40,179,300	1,480,700			

2021 Abstract of Ratables for the County of Mercer

Addendum to Abstract of Ratables - Assessed Value of Partial Exemptions & Abatements (Continued)

Taxing District	(10)	(11)	(12)	(13)	(14)	(15)	(16)	(17)
	Dwelling Abatement	Dwelling Exemption	New Dwelling Conversion Abatement	New Dwelling Conversion Exemption	Multi-Dwelling Exemption	Multi-Dwelling Abatement	Commercial/Industrial Exemption	Total Value
01 East Windsor Twp	0	0	0	0	0	0	0	2,315,000
02 Ewing Twp	0	0	0	0	0	0	0	2,491,300
03 Hamilton Twp	0	0	0	0	0	0	0	5,828,050
04 Hightstown	180,800	0	0	0	0	0	0	180,800
05 Hopewell	0	0	0	0	0	0	0	0
06 Hopewell Twp	0	0	0	0	0	0	0	2,040,500
07 Lawrence Twp	0	0	0	0	0	0	0	1,256,400
08 Pennington	0	0	0	0	0	0	0	0
11 Trenton City	131,500	268,200	0	0	237,700	0	134,900	2,261,100
12 Robbinsville Twp	0	0	0	0	0	0	0	4,884,000
13 West Windsor Twp	0	0	0	0	0	0	0	54,320,900
14 Princeton	0	0	0	0	0	0	0	251,000
Total	312,300	268,200			237,700		134,900	75,829,050

2021 Abstract of Ratables for the County of Mercer

Taxing District	Addendum - Equalized Value Based on In Lieu of Taxes (Col 10B)				
	(1) C.12 PL 1977 In Lieu of Tax	(2) NJ Housing Finance Agency	(3) Urban Renewal	(4) Other	(5) Total
01 East Windsor Twp	0	0	0	0	0
02 Ewing Twp	0	0	0	0	0
03 Hamilton Twp	0	0	0	0	0
04 Hightstown	0	0	0	0	0
05 Hopewell	0	0	0	0	0
06 Hopewell Twp	0	0	0	0	0
07 Lawrence Twp	0	0	0	0	0
08 Pennington	0	0	0	0	0
11 Trenton City	0	0	0	0	0
12 Robbinsville Twp	0	0	0	0	0
13 West Windsor Twp	0	0	0	0	0
14 Princeton	0	0	0	0	0
Total					

2021 Abstract of Ratables for the County of Mercer


Taxing District	Addendum: State Aid Adjustment for BPP			Addendum: REAP Distribution Summary		
	County	School	Municipal	Eligible Property Assessments	R.E.A.P. Aid	Tax Rate Credit
01 East Windsor Twp	0	0	0	0	0	0
02 Ewing Twp	0	0	0	0	0	0
03 Hamilton Twp	0	0	0	0	0	0
04 Hightstown	0	40,093	0	0	0	0
05 Hopewell	0	0	0	0	0	0
06 Hopewell Twp	0	0	0	0	0	0
07 Lawrence Twp	0	0	0	0	0	0
08 Pennington	0	0	0	0	0	0
11 Trenton City	0	0	0	0	0	0
12 Robbinsville Twp	0	0	0	0	0	0
13 West Windsor Twp	0	0	0	0	0	0
14 Princeton	0	0	0	0	0	0
Total		40,093				

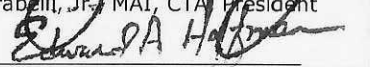
2021 Abstract of Ratables for the County of Mercer

Total Amount of Miscellaneous Revenues (included Surplus Revenues Appropriated) for the Support of the County Budget	63,698,385.00
Rate per \$100 to be applied to Column 11 for apportionment of County Taxes	0.57392042
Total County Taxes Apportioned included Adjustments - Column 12Ai	269,375,782.11
* Adjustments (Net Total (Column 12Aii))	270,646.11
Net County Taxes Apportioned (Column 12Aiii)	269,105,136.00
* Net Overpayments are added to the Net Taxes Apportioned Net Underpayments are deducted from the Net Taxes Apportioned	
Rate per \$100 to be applied to Column 11 for apportionment of Library Taxes	0.05832417
Rate per \$100 to be applied to Column 11 for apportionment of Health Taxes	0.00000000
Rate per \$100 to be applied to Column 11 for apportionment of Open Space Taxes	0.02500000

County Percentage Level of Taxable Value of Real Property is 100%

Mercer County Board of Taxation



Richard J. Carabelli, Jr., MAI, CTA, President


Edward A. Hoffman, Esq.



Frank V. Pagazzo


Fareeda K. Stokes


RoseMarie Bowen-Lewis, CTA

ATTEST: 
Tina M. Rooney, CTA

I hereby certify this to be a true copy of the Abstract of Ratables and Exemptions for the County of Mercer, State of New Jersey for the year 2021 as filed with me by the Mercer County Board of Taxation


David J. Miller

2021 ABSTRACT OF RATABLES FOR THE COUNTY OF MERCER

BREAKDOWN OF GENERAL TAX RATE

Taxing District	County Tax	County Library Tax	Open Space Tax	School Tax	Municipal Purpose Tax	Municipal Open Space Tax	Municipal Library Tax	Total Tax Rate	Tax Rate Effective	Ratio to True Value
1. E. Windsor Twp.	0.605	0.062	0.027	2.155	0.433			3.282	3.111	95.10%
2. Ewing Twp.	0.575	0.058	0.025	1.899	0.952			3.509	3.496	100.75%
3. Hamilton Twp.	0.614		0.027	1.432	1.155		0.035	3.263	3.048	93.75%
4. Hightstown Boro.	0.667	0.068	0.029	2.342	1.410			4.516	3.889	86.44%
5. Hopewell Boro.	0.623		0.027	1.736	0.639	0.010	0.036	3.071	2.827	92.37%
6. Hopewell Twp.	0.612	0.062	0.027	1.782	0.437	0.030		2.950	2.771	94.19%
7. Lawrence Twp.	0.630	0.064	0.027	1.595	0.597	0.030		2.943	2.684	91.58%
8. Pennington Boro.	0.583		0.025	1.621	0.490	0.010	0.033	2.762	2.718	98.58%
11. Trenton City	0.612		0.027	1.128	3.750		0.036	5.553	5.143	95.05%
12. Robbinsville Twp.	0.615	0.063	0.027	1.667	0.518	0.065		2.955	2.756	93.34%
13. W. Windsor Twp.	0.654	0.066	0.029	1.668	0.419	0.020		2.856	2.506	87.89%
14. Princeton	0.698		0.030	1.200	0.453	0.017	0.041	2.439	2.004	82.33%

SPECIAL TAXING DISTRICTS			
	ASSESSED VALUATION	TOTAL LEVY	TAX RATE
<u>EAST WINDSOR TWP.</u>			
Garbage District #1	1,848,033,358	2,290,640	0.124
<u>HOPEWELL BORO.</u>			
Fire District #1	317,351,900	219,427	0.070
<u>HOPEWELL TWP.</u>			
Fire District #1	2,303,364,400	2,504,575	0.109
Fire District #2	832,939,370	905,701	0.109
Fire District #3	672,899,400	731,681	0.109
<u>PENNINGTON BORO</u>			
Fire District #1	514,221,200	274,375	0.054

REGIONAL SCHOOL LEVIES	
DISTRICT	LEVY
<u>EAST WINDSOR REGIONAL</u>	
East Windsor Twp.	61,026,489.00
Hightstown Boro	9,320,245.00
<u>HOPEWELL VALLEY REGIONAL</u>	
Hopewell Boro	5,506,859.00
Hopewell Twp.	68,018,862.00
Pennington Boro	8,368,223.00
<u>W. WINDSOR - PLAINSBORO REGIONAL</u>	
West Windsor Twp.	100,006,744.00

2021 LINE ITEM BREAKDOWN

MUNICIPALITY	CLASS 1	CLASS 2	CLASS 3A	CLASS 3B	CLASS 4A	CLASS 4B	CLASS 4C	PERS. PROP	TOTAL LINE ITEMS
EAST WINDSOR	300	7,789	30	95	153	18	22	1	8,408
EWING	416	10,689	0	0	599	37	120	1	11,862
HAMILTON	1,335	29,151	50	101	1,619	63	69	1	32,389
HIGHTSTOWN	70	1,474	0	0	98	6	7	1	1,656
HOPEWELL BOR	39	664	3	3	67	3	2	1	782
HOPEWELL TWP	307	5,921	344	511	178	24	7	1	7,293
LAWRENCE	568	9,907	44	80	440	28	20	1	11,088
PENNINGTON	87	921	0	0	55	2	2	1	1,068
TRENTON	1,068	20,925	1	0	1,958	75	155	1	24,183
ROBBINSVILLE	355	5,192	67	173	163	24	1	1	5,976
WEST WINDSOR	281	8,096	28	76	277	5	9	1	8,773
PRINCETON	427	7,095	17	30	368	2	122	2	8,063
TOTAL	5,253	107,824	584	1,069	5,975	287	536	13	121,541
PERCENT	4.65%	88.40%	0.48%	0.92%	4.96%	0.24%	0.34%	0.01%	100%

2021 RATABLE BREAKDOWN

MUNICIPALITY	CLASS 1	CLASS 2	CLASS 3A	CLASS 3B	CLASS 4A	CLASS 4B	CLASS 4C	PERS. PROP	TOTAL RATABLES
EAST WINDSOR	35,117,100	2,019,677,100	10,102,900	1,220,600	400,481,800	188,851,700	171,420,800	4,542,658	2,831,414,658
EWING	23,816,600	2,165,689,400	-	-	832,155,675	33,535,900	230,095,200	14,976,422	3,300,269,197
HAMILTON	74,373,800	6,279,382,400	17,689,900	1,651,400	1,648,838,650	266,919,400	368,563,400	27,571,359	8,684,990,309
HIGHTSTOWN	2,318,700	316,258,000	-	-	56,615,600	4,012,500	13,373,200	3,594,397	396,172,397
HOPEWELL BORO	5,264,000	270,089,200	1,748,100	27,700	37,449,600	1,270,100	1,503,200	-	317,351,900
HOPEWELL TWP	30,077,200	2,758,499,500	249,234,300	5,437,670	503,361,900	259,006,400	4,551,600	6,031,203	3,816,199,773
LAWRENCE	46,970,300	2,797,684,000	29,787,800	683,700	1,473,205,200	61,357,400	233,295,100	6,801,280	4,649,784,780
PENNINGTON	5,347,400	450,787,100	-	-	50,984,500	6,283,800	818,400	2,118,491	516,339,691
TRENTON	19,035,700	1,304,968,700	45,200	-	738,760,110	54,282,200	101,833,300	17,449,503	2,236,374,713
ROBBINSVILLE	59,373,500	1,961,930,200	27,093,200	1,720,200	231,636,400	350,804,300	6,850,000	3,138,126	2,642,545,926
WEST WINDSOR	56,086,110	4,235,275,500	12,488,500	1,028,300	1,400,215,494	45,203,200	233,518,600	11,856,804	5,995,672,508
PRINCETON	84,122,000	5,951,440,700	31,519,000	284,900	791,287,800	11,759,700	331,428,752	8,343,297	7,210,186,149
TOTAL	441,902,410	30,511,681,800	379,708,900	12,054,470	8,164,992,729	1,283,286,600	1,697,251,552	106,423,540	42,597,302,001
PERCENT	1.04%	71.63%	0.89%	0.03%	19.17%	3.01%	3.98%	0.25%	100.00%

CLASS 1	CLASS 2	CLASS 3A	CLASS 3B	CLASS 4A	CLASS 4B	CLASS 4C	CLASS 6A
VACANT LAND	RESIDENTIAL	REQ. FARM	QUAL. FARM	COMMERCIAL	INDUSTRIAL	APARTMENT	PERS. PROP.

MERCER COUNTY COLLECTORS

MUNICIPALITY	COLLECTOR	MAILING ADDRESS	TELEPHONE	EMAIL
1. East Windsor Township	Anne M Blake	16 Lanning Blvd., E. Windsor, N.J. 08520	609-443-4000	tax_collector@east-windsor.nj.us
2. Ewing Township	Abelardo Conesa	2 Jake Garzio Drive, Trenton, N.J. 08628	609-883-2900	aconesa@ewingnj.org
3. Hamilton Township	Danielle Peacock	2090 Greenwood Ave., Hamilton, N.J. 08609	609-890-3895	dpeacock@hamiltonnj.com
4. Hightstown Borough	Monika Patel	156 Bank St., Hightstown, N.J. 08520	609-490-5100	tax@hightstownborough.com
5. Hopewell Borough	Regina M. Toth	88 East Broad St., Hopewell, N.J. 08525	609-466-2636	regina.toth@hopewellboro-nj.us
6. Hopewell Township	Mary Kennedy	201 Wash. Cross.- Penn. Rd., Titusville, N.J. 08560	609-737-0605	mkennedy@hopewelltpw.org
7. Lawrence Township	Susan McCloskey	P.O. Box 6006, Lawrenceville, N.J. 08648	609-844-7041	taxcoll@lawrencetwp.com
8. Pennington Borough	Sandra Webb	30 N. Main St., Pennington, N.J. 08534	609-737-0276	taxcollector@penningtonboro.org
11. Trenton City	Constance Ludden	319 E. State St., Trenton, N.J. 08608	609-989-3070	cludden@trentonnj.org
12. Robbinsville Township	Kelly Fort	2298 Rt. 33, Robbinsville, N.J. 08691	609-259-3600	kfort@robbinsville.net
13. West Windsor Township	Kelly A. Montecinos	271 Clarksville Rd., Princeton Jct., N.J. 08550	609-799-2400	kmontecinos@westwindsortwp.com
14. Princeton	Tammie Tisdale	400 Witherspoon St., Princeton, N.J. 08640	609-924-1058	ttisdale@princetonnj.gov

MERCER COUNTY ASSESSORS

MUNICIPALITY	ASSESSOR	MAILING ADDRESS	TELEPHONE	<u>EMAIL</u>
1. East Windsor Township	David Levy	16 Lanning Blvd., E. Windsor, N.J. 08520	609-443-4000	tax_assessor@east-windsor.nj.us
2. Ewing Township	Jeffrey Burd	2 Jake Garzio Drive, Trenton, N.J. 08628	609-883-2900	jburd@ewingnj.org
3. Hamilton Township	Donald Kosul	2090 Greenwood Ave., Hamilton, N.J. 08609	609-890-3654	dkosul@hamiltonnj.com
4. Hightstown Borough	Kenneth Pacera	156 Bank St., Hightstown, N.J. 08520	609-490-5100	boroughcta@gmail.com
5. Hopewell Borough	Jennifer Carabelli	4 Forrest Blend Dr., Titusville, N.J. 08560	609-466-2636 x106	jennifer.carabelli@hopewellboro-nj.us
6. Hopewell Township	Daniel G. Keough	201 Wash. Cross.- Penn. Rd., Titusville, N.J. 08560	609-737-0607	dkeough@hopewelltp.org
7. Lawrence Township	Kenneth Pacera	P.O. Box 6006, Lawrenceville, N.J. 08648	609-844-7040	kpacera@lawrencetwp.com
8. Pennington Borough	Alaina Wysocke	30 N. Main St., Pennington, N.J. 08534	609-737-0276	taxassessor@penningtonboro.org
11. Trenton City	Deborah Fox	319 E. State st., Trenton, N.J. 08608	609-989-3083	dfox@trentonnj.org
12. Robbinsville Township	Gregory J. Busa	2298 Rt. 33, Robbinsville, N.J. 08691	609-259-3600	gregb@robbinsville.net
13. West Windsor Township	Lorraine Jones	271 Clarksville Rd., Princeton Jct., N.J. 08550	609-799-2400	ljones@westwindsortwp.com
14. Princeton	Neal A. Snyder	400 Witherspoon St., Princeton, N.J. 08540	609-924-1084	nsnyder@princetonnj.gov