

# *2022 ABSTRACT OF RATABLES*



## *MERCER COUNTY BOARD OF TAXATION*

*RICHARD J. CARABELLI MAI CTA, PRESIDENT  
EDWARD A. HOFFMAN ESQ, COMMISSIONER  
ROSE MARIE BOWEN-LEWIS CTA, COMMISSIONER  
FAREEDA K. STOKES, COMMISSIONER  
FRANK V. RAGAZZO, COMMISSIONER*

*TINA M. ROONEY CTA, TAX ADMINISTRATOR*

*TELEPHONE - 609-989-6704*

*ADDRESS - 640 S. BROAD ST., TRENTON, N. J., 08650*

*FAX - 609-396-4510*

*E-MAIL - [TROONEY@MERCERCOUNTY.ORG](mailto:TROONEY@MERCERCOUNTY.ORG)*

*WEBSITE - [WWW.MERCERCOUNTY.ORG](http://WWW.MERCERCOUNTY.ORG)*

2022 Abstract of Ratables for the County of Mercer

Taxing District	1		2	3	4	5	6
	Taxable Value						
	(A) Land	(B) Improvements (Includes Partial Exemptions & Abatements)					
01 East Windsor Twp	1,189,958,071	1,666,407,629	2,856,365,700	3,067,900	2,853,297,800	4,289,845	2,857,587,645
02 Ewing Twp	874,209,600	2,398,712,975	3,272,922,575	2,491,300	3,270,431,275	14,976,422	3,285,407,697
03 Hamilton Twp	2,601,350,900	6,142,042,600	8,743,393,500	6,042,150	8,737,351,350	26,466,000	8,763,817,350
04 Hightstown	146,066,700	246,970,800	393,037,500	158,400	392,879,100	3,222,092	396,101,192
05 Hopewell	167,265,400	151,309,400	318,574,800	0	318,574,800	0	318,574,800
06 Hopewell Twp	1,604,737,010	2,275,348,800	3,880,085,810	2,040,500	3,878,045,310	6,076,246	3,884,121,556
07 Lawrence Twp	1,360,834,000	3,326,820,200	4,687,654,200	1,256,400	4,686,397,800	6,723,265	4,693,121,065
08 Pennington	272,497,000	253,034,200	525,531,200	0	525,531,200	2,118,491	527,649,691
11 Trenton City	502,058,400	1,703,363,810	2,205,422,210	938,800	2,204,483,410	15,600,425	2,220,083,835
12 Robbinsville Twp	1,163,501,900	1,497,510,000	2,661,011,900	4,884,000	2,656,127,900	2,929,578	2,659,057,478
13 West Windsor Twp	2,284,601,255	3,777,916,037	6,062,517,292	56,530,700	6,005,986,592	10,913,029	6,016,899,621
14 Princeton	3,658,525,300	3,572,873,352	7,231,398,652	1,043,700	7,230,354,952	8,366,303	7,238,721,255
Total	15,825,605,536	27,012,309,803	42,837,915,339	78,453,850	42,759,461,489	101,681,696	42,861,143,185

2022 Abstract of Ratables for the County of Mercer

Taxing District	7	8	9		10		11
	General Tax Rate Per \$100	County Equali- zation Ratio	True Value		Equalization		Net Valuation For County Tax Apportionment (Col 6-9A+9B -10A+10B)
			(A) UEZ Abatement Expired	(B) Class II Railroads	(A) Amounts Deducted	(B) Amounts Added	
01 East Windsor Twp	3.307	89.53%	0	0	0	342,773,355	3,200,361,000
02 Ewing Twp	3.597	95.53%	0	0	0	189,389,621	3,474,797,318
03 Hamilton Twp	3.251	91.10%	0	0	0	885,555,811	9,649,373,161
04 Hightstown	4.685	79.37%	0	0	0	104,341,614	500,442,806
05 Hopewell	3.129	88.60%	0	0	0	42,150,795	360,725,595
06 Hopewell Twp	2.884	90.42%	0	0	0	420,874,514	4,304,996,070
07 Lawrence Twp	2.981	88.82%	0	0	0	612,009,809	5,305,130,874
08 Pennington	2.774	93.21%	0	0	0	39,114,454	566,764,145
11 Trenton City	5.458	86.49%	0	0	0	406,532,652	2,626,616,487
12 Robbinsville Twp	2.998	88.31%	0	0	0	353,912,681	3,012,970,159
13 West Windsor Twp	2.880	86.31%	0	0	0	962,919,891	6,979,819,512
14 Princeton	2.432	80.90%	0	0	0	1,723,648,302	8,962,369,557
Total						6,083,223,499	48,944,366,684

2022 Abstract of Ratables for the County of Mercer

Taxing District	Section 12A							
	(i)	(ii)				(iii)	(iv)	(v)
	Total County Taxes Apportioned	Adjustments Resulting From:				Net County Taxes Apportioned	Municipal Budget State Aid	Net County Taxes Apportioned Less State Aid (Col 12A(iii) -12A(iv)-County BPP Adjustment)
		(A) Equal Table Appeals		(B) Appeals & Corrections				
Deduct Overpay		Add Underpay	Deduct Overpay	Add Underpay				
01 East Windsor Twp	17,545,231.26	0.00	0.00	0.00	105,669.75	17,650,901.01	0.00	17,650,901.01
02 Ewing Twp	19,049,764.24	0.00	0.00	4,134.42	0.00	19,045,629.82	0.00	19,045,629.82
03 Hamilton Twp	52,900,433.30	0.00	0.00	124,996.27	0.00	52,775,437.03	0.00	52,775,437.03
04 Hightstown	2,743,560.73	0.00	0.00	0.00	0.00	2,743,560.73	0.00	2,743,560.73
05 Hopewell	1,977,593.77	0.00	0.00	2,825.31	0.00	1,974,768.46	0.00	1,974,768.46
06 Hopewell Twp	23,601,134.88	0.00	0.00	0.00	95,949.74	23,697,084.62	0.00	23,697,084.62
07 Lawrence Twp	29,084,140.21	0.00	0.00	0.00	0.00	29,084,140.21	0.00	29,084,140.21
08 Pennington	3,107,151.97	0.00	0.00	3,703.22	0.00	3,103,448.75	0.00	3,103,448.75
11 Trenton City	14,399,811.05	0.00	0.00	131,576.26	0.00	14,268,234.79	0.00	14,268,234.79
12 Robbinsville Twp	16,517,904.77	0.00	0.00	992.86	0.00	16,516,911.91	0.00	16,516,911.91
13 West Windsor Twp	38,265,229.29	0.00	0.00	6,303.09	0.00	38,258,926.20	0.00	38,258,926.20
14 Princeton	49,134,098.19	0.00	0.00	13,091.72	0.00	49,121,006.47	0.00	49,121,006.47
Total	268,326,053.66			287,623.15	201,619.49	268,240,050.00		268,240,050.00



2022 Abstract of Ratables for the County of Mercer

Taxing District	Section 12-B			Section 12-C						Section 12-D
	(A)	(B)	(C)	Local Taxes to be Raised for: (i) District School Purposes			(ii) Local Municipal Purposes			Total Levy on Which Tax Rate is Computed
	County Library Taxes Apportioned	County Health Svcs Taxes Apportioned	County Open Space Taxes Apportioned	(A) District School (adj for BPP)	(B) Reg., Consol. & Joint School (adj for BPP)	(C) Local School (adj for BPP)	(A) Municipal Budget (adj for BPP)	(B) Municipal Open Space Budget	(C) Municipal Library Budget	
01 East Windsor Twp	1,814,944.79	0.00	804,779.15	0.00	61,827,096.00	0.00	12,380,019.98	0.00	0.00	94,477,740.93
02 Ewing Twp	1,958,437.19	0.00	868,520.25	63,621,768.00	0.00	0.00	32,651,201.01	0.00	0.00	118,145,556.27
03 Hamilton Twp	0.00	0.00	2,406,874.74	125,261,639.00	0.00	0.00	101,224,574.15	0.00	3,176,922.00	284,845,446.92
04 Hightstown	282,115.62	0.00	125,110.70	0.00	9,581,719.00	0.00	5,821,506.51	0.00	0.00	18,554,012.56
05 Hopewell	0.00	0.00	90,058.95	0.00	5,572,689.00	0.00	2,178,320.18	31,857.48	119,395.00	9,967,089.07
06 Hopewell Twp	2,436,546.14	0.00	1,080,441.86	0.00	66,613,923.00	0.00	17,002,487.34	1,165,264.29	0.00	111,995,747.25
07 Lawrence Twp	2,990,672.04	0.00	1,326,282.72	75,622,224.00	0.00	0.00	29,427,103.63	1,407,936.32	0.00	139,858,358.92
08 Pennington	0.00	0.00	141,532.24	0.00	8,514,262.00	0.00	2,638,248.46	52,764.97	184,599.41	14,634,855.83
11 Trenton City	0.00	0.00	650,872.88	24,255,258.00	0.00	1,195,657.93	79,932,525.72	0.00	860,991.66	121,163,540.98
12 Robbinsville Twp	1,698,405.98	0.00	753,198.95	44,670,938.00	0.00	0.00	14,339,684.04	1,728,387.38	0.00	79,707,526.26
13 West Windsor Twp	3,934,112.24	0.00	1,744,675.39	0.00	102,358,812.00	0.00	25,741,547.29	1,203,379.92	0.00	173,241,453.04
14 Princeton	0.00	0.00	2,240,032.68	86,734,902.00	0.00	0.00	33,688,655.70	1,233,877.00	2,970,162.91	175,988,636.76
<b>Total</b>	<b>15,115,234.00</b>		<b>12,232,380.51</b>	<b>420,166,729.00</b>	<b>254,468,501.00</b>	<b>1,195,657.93</b>	<b>357,025,874.01</b>	<b>6,823,467.36</b>	<b>7,312,070.98</b>	<b>1,342,579,964.79</b>

2022 Abstract of Ratables for the County of Mercer

Taxing District	Section 13						
	Real Property Exempt From Taxation						
	(A) Public School	(B) Other School	(C) Public Property	(D) Church And Charitable	(E) Cemeteries And Graveyards	(F) Other Exempts	(G) Total Amount of Exempts (13A+B+C+D+E+F)
01 East Windsor Twp	64,806,500	5,281,500	78,377,700	11,295,700	466,500	80,274,700	240,502,600
02 Ewing Twp	116,651,600	737,470,644	751,089,000	92,490,400	7,072,200	87,558,000	1,792,331,844
03 Hamilton Twp	219,485,200	5,325,100	272,976,600	154,757,700	18,225,900	162,285,500	833,056,000
04 Hightstown	50,445,600	67,338,300	18,988,200	15,524,200	1,877,500	3,127,800	157,301,600
05 Hopewell	7,174,400	0	6,765,300	6,964,500	380,500	1,294,500	22,579,200
06 Hopewell Twp	60,659,000	17,345,600	210,806,100	233,425,300	2,273,500	33,749,000	558,258,500
07 Lawrence Twp	74,920,900	392,567,900	135,558,050	109,175,800	314,500	67,456,300	779,993,450
08 Pennington	9,572,100	6,628,700	11,864,700	10,921,800	1,791,700	18,171,000	58,950,000
11 Trenton City	237,984,299	31,855,800	1,801,336,429	186,011,700	3,977,800	514,138,400	2,775,304,428
12 Robbinsville Twp	67,405,800	0	104,421,400	46,663,000	1,985,600	104,222,900	324,698,700
13 West Windsor Twp	247,851,352	35,707,500	273,841,070	78,038,168	28,500	28,403,800	663,870,390
14 Princeton	83,420,900	1,812,137,800	274,093,500	158,490,600	4,115,900	55,590,200	2,387,848,900
Total	1,240,377,651	3,111,658,844	3,940,118,049	1,103,758,868	42,510,100	1,156,272,100	10,594,695,612

2022 Abstract of Ratables for the County of Mercer

Taxing District	Section 14				Section 15	
	Amount of Miscellaneous Revenues to Support Local Budget				Deductions Allowed	
	(A) Surplus Revenue	(B) Miscellaneous Revenues Anticipated	(C) Receipts from Delinquent Tax	(D) Total of Miscellaneous Revenues (Col 14A+B+C)	(A) Senior Citizen, Disabled and Surviving Spouse	(B) Veterans and Widows
01 East Windsor Twp	3,323,000.00	7,945,545.56	400,000.00	11,668,545.56	12,250.00	69,750.00
02 Ewing Twp	435,000.00	16,928,168.77	25,700.00	17,388,868.77	26,500.00	170,250.00
03 Hamilton Twp	7,495,000.00	37,086,556.08	115,000.00	44,696,556.08	101,000.00	588,500.00
04 Hightstown	820,000.00	1,402,648.99	190,000.00	2,412,648.99	2,250.00	16,250.00
05 Hopewell	541,500.00	1,060,272.71	100,000.00	1,701,772.71	1,750.00	7,750.00
06 Hopewell Twp	1,311,000.00	5,815,637.33	1,113,300.00	8,239,937.33	6,250.00	68,000.00
07 Lawrence Twp	6,915,000.00	15,608,169.38	830,000.00	23,353,169.38	24,750.00	99,000.00
08 Pennington	492,299.33	664,476.46	150,000.00	1,306,775.79	250.00	7,500.00
11 Trenton City	15,903,776.83	134,225,597.17	2,000,000.00	152,129,374.00	77,000.00	78,750.00
12 Robbinsville Twp	1,100,000.00	9,807,571.65	500,000.00	11,407,571.65	9,750.00	37,500.00
13 West Windsor Twp	6,298,000.00	11,304,621.96	400,000.00	18,002,621.96	3,000.00	48,750.00
14 Princeton	9,075,578.00	21,552,405.75	950,000.00	31,577,983.75	3,750.00	47,000.00
Total	53,710,154.16	263,401,671.81	6,774,000.00	323,885,825.97	268,500.00	1,239,000.00

2022 Abstract of Ratables for the County of Mercer

Taxing District	Addendum to Abstract of Ratables - Assessed Value of Partial Exemptions & Abatements (Column 3)								
	(1) Pollution Control	(2) Fire Suppression	(3) Fallout Shelter	(4) Water- Sewer Facility	(5) Renewable Energy	(6) UEZ Abatement	(7) Home Improvement	(8) Multi- Family Dwelling	(9) Class 4 Abatement
01 East Windsor Twp	0	3,067,900	0	0	0	0	0	0	0
02 Ewing Twp	0	2,491,300	0	0	0	0	0	0	0
03 Hamilton Twp	0	6,042,150	0	0	0	0	0	0	0
04 Hightstown	0	0	0	0	0	0	0	0	0
05 Hopewell	0	0	0	0	0	0	0	0	0
06 Hopewell Twp	0	2,040,500	0	0	0	0	0	0	0
07 Lawrence Twp	0	0	1,256,400	0	0	0	0	0	0
08 Pennington	0	0	0	0	0	0	0	0	0
11 Trenton City	0	8,100	0	0	0	781,700	0	0	0
12 Robbinsville Twp	0	4,884,000	0	0	0	0	0	0	0
13 West Windsor Twp	0	14,141,600	0	0	42,389,100	0	0	0	0
14 Princeton	0	1,043,700	0	0	0	0	0	0	0
Total		33,719,250	1,256,400		42,389,100	781,700			



2022 Abstract of Ratables for the County of Mercer

Addendum to Abstract of Ratables - Assessed Value of Partial Exemptions & Abatements (Continued)

Taxing District	(10)	(11)	(12)	(13)	(14)	(15)	(16)	(17)
	Dwelling Abatement	Dwelling Exemption	New Dwelling Conversion Abatement	New Dwelling Conversion Exemption	Multi-Dwelling Exemption	Multi-Dwelling Abatement	Commercial/Industrial Exemption	Total Value
01 East Windsor Twp	0	0	0	0	0	0	0	3,067,900
02 Ewing Twp	0	0	0	0	0	0	0	2,491,300
03 Hamilton Twp	0	0	0	0	0	0	0	6,042,150
04 Hightstown	158,400	0	0	0	0	0	0	158,400
05 Hopewell	0	0	0	0	0	0	0	0
06 Hopewell Twp	0	0	0	0	0	0	0	2,040,500
07 Lawrence Twp	0	0	0	0	0	0	0	1,256,400
08 Pennington	0	0	0	0	0	0	0	0
11 Trenton City	0	149,000	0	0	0	0	0	938,800
12 Robbinsville Twp	0	0	0	0	0	0	0	4,884,000
13 West Windsor Twp	0	0	0	0	0	0	0	56,530,700
14 Princeton	0	0	0	0	0	0	0	1,043,700
Total	158,400	149,000						78,453,850

2022 Abstract of Ratables for the County of Mercer

Taxing District	Addendum - Equalized Value Based on In Lieu of Taxes (Col 10B)				
	(1) C.12 PL 1977 In Lieu of Tax	(2) NJ Housing Finance Agency	(3) Urban Renewal	(4) Other	(5) Total
01 East Windsor Twp	0	0	0	0	0
02 Ewing Twp	0	0	0	0	0
03 Hamilton Twp	0	0	0	0	0
04 Hightstown	0	0	0	0	0
05 Hopewell	0	0	0	0	0
06 Hopewell Twp	0	0	0	0	0
07 Lawrence Twp	0	0	0	0	0
08 Pennington	0	0	0	0	0
11 Trenton City	0	0	0	0	0
12 Robbinsville Twp	0	0	0	0	0
13 West Windsor Twp	0	0	0	0	0
14 Princeton	0	0	0	0	0
Total					

2022 Abstract of Ratables for the County of Mercer


Taxing District	Addendum: State Aid Adjustment for BPP			Addendum: REAP Distribution Summary		
	County	School	Municipal	Eligible Property Assessments	R.E.A.P. Aid	Tax Rate Credit
01 East Windsor Twp	0	0	0	0	0	0
02 Ewing Twp	0	0	0	0	0	0
03 Hamilton Twp	0	0	0	0	0	0
04 Hightstown	0	40,173	0	0	0	0
05 Hopewell	0	0	0	0	0	0
06 Hopewell Twp	0	0	0	0	0	0
07 Lawrence Twp	0	0	0	0	0	0
08 Pennington	0	0	0	0	0	0
11 Trenton City	0	0	0	0	0	0
12 Robbinsville Twp	0	0	0	0	0	0
13 West Windsor Twp	0	0	0	0	0	0
14 Princeton	0	0	0	0	0	0
Total		40,173				

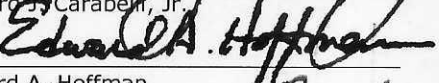
2022 Abstract of Ratables for the County of Mercer


Total Amount of Miscellaneous Revenues (included Surplus Revenues Appropriated) for the Support of the County Budget .....	89,151,064.00
Rate per \$100 to be applied to Column 11 for apportionment of County Taxes .....	0.54822663
Total County Taxes Apportioned included Adjustments - Column 12Ai .....	268,326,053.66
* Adjustments (Net Total (Column 12Aii)) .....	86,003.66
Net County Taxes Apportioned (Column 12Aiii) .....	268,240,050.00
* Net Overpayments are added to the Net Taxes Apportioned Net Underpayments are deducted from the Net Taxes Apportioned	
Rate per \$100 to be applied to Column 11 for apportionment of Library Taxes .....	0.05637320
Rate per \$100 to be applied to Column 11 for apportionment of Health Taxes .....	0.00000000
Rate per \$100 to be applied to Column 11 for apportionment of Open Space Taxes .....	0.02500000

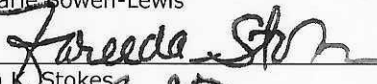
County Percentage Level of Taxable Value of Real Property is 100%


Mercer County Board of Taxation


  
Richard J. Carabell, Jr.

  
Edward A. Hoffman

  
Rose-Marie Bowen-Lewis

  
Fareeda K. Stokes

  
Frank V. Ragazzo

ATTEST:   
Tina M. Rooney

I hereby certify this to be a true copy of the Abstract of Ratables and Exemptions for the County of Mercer, State of New Jersey for the year 2022 as filed with me by the Mercer County Board of Taxation

  
Shaun Sharp, Acting CFO

**2022 ABSTRACT OF RATABLES FOR THE COUNTY OF MERCER**

**BREAKDOWN OF GENERAL TAX RATE**

<b>Taxing District</b>	<b>County Tax</b>	<b>County Library Tax</b>	<b>Open Space Tax</b>	<b>School Tax</b>	<b>Municipal Purpose Tax</b>	<b>Municipal Open Space Tax</b>	<b>Municipal Library Tax</b>	<b>Total Tax Rate</b>	<b>Tax Rate Effective</b>	<b>Ratio to True Value</b>
<b>1. E. Windsor Twp.</b>	0.618	0.064	0.028	2.164	0.433			3.307	2.952	89.53%
<b>2. Ewing Twp.</b>	0.580	0.060	0.026	1.937	0.994			3.597	3.400	95.53%
<b>3. Hamilton Twp.</b>	0.602		0.028	1.430	1.155		0.036	3.251	2.952	91.10%
<b>4. Hightstown Boro.</b>	0.693	0.071	0.032	2.419	1.470			4.685	3.708	79.37%
<b>5. Hopewell Boro.</b>	0.620		0.028	1.749	0.684	0.010	0.038	3.129	2.763	88.60%
<b>6. Hopewell Twp.</b>	0.610	0.063	0.028	1.715	0.438	0.030		2.884	2.602	90.42%
<b>7. Lawrence Twp.</b>	0.620	0.064	0.028	1.612	0.627	0.030		2.981	2.636	88.82%
<b>8. Pennington Boro.</b>	0.588		0.027	1.614	0.500	0.010	0.035	2.774	2.582	93.21%
<b>11. Trenton City</b>	0.643		0.029	1.093	3.654		0.039	5.458	4.613	86.49%
<b>12. Robbinsville Twp.</b>	0.621	0.064	0.029	1.680	0.539	0.065		2.998	2.645	88.31%
<b>13. W. Windsor Twp.</b>	0.636	0.066	0.029	1.701	0.428	0.020		2.880	2.482	86.31%
<b>14. Princeton</b>	0.679		0.031	1.198	0.466	0.017	0.041	2.432	1.964	80.90%



**SPECIAL TAXING DISTRICTS**

	<b>ASSESSED VALUATION</b>	<b>TOTAL LEVY</b>	<b>TAX RATE</b>
<b><u>EAST WINDSOR TWP.</u></b>			
Garbage District #1	1,873,165,445	2,322,140	0.124
<b><u>HOPEWELL BORO.</u></b>			
Fire District #1	317,351,900	223,030	0.070
<b><u>HOPEWELL TWP.</u></b>			
Fire District #1	2,363,783,400	2,583,022	0.109
Fire District #2	836,396,670	913,972	0.109
Fire District #3	677,864,480	740,736	0.109
<b><u>PENNINGTON BORO</u></b>			
Fire District #1	527,649,691	314,043	0.060

**REGIONAL SCHOOL LEVIES**

<b>DISTRICT</b>	<b>LEVY</b>
<b><u>EAST WINDSOR REGIONAL</u></b>	
East Windsor Twp.	61,827,096.00
Hightstown Boro	9,621,892.00
<b><u>HOPEWELL VALLEY REGIONAL</u></b>	
Hopewell Boro	5,572,689.00
Hopewell Twp.	66,613,923.00
Pennington Boro	8,514,262.00
<b><u>W. WINDSOR - PLAINSBORO REGIONAL</u></b>	
West Windsor Twp.	102,358,812.00

## 2022 LINE ITEM BREAKDOWN

MUNICIPALITY	CLASS 1	CLASS 2	CLASS 3A	CLASS 3B	CLASS 4A	CLASS 4B	CLASS 4C	PERS. PROP	TOTAL LINE ITEMS
EAST WINDSOR	302	7,784	32	93	153	18	22	1	8,405
EWING	407	10,691	0	0	597	37	118	1	11,851
HAMILTON	1,269	29,201	50	90	1,617	67	69	1	32,364
HIGHTSTOWN	71	1,473	0	0	96	5	7	1	1,653
HOPEWELL BOR	35	668	3	3	67	3	2	1	782
HOPEWELL TWP	307	5,916	338	505	177	26	7	1	7,277
LAWRENCE	616	9,949	43	78	437	29	20	1	11,173
PENNINGTON	53	956	0	0	55	2	2	1	1,069
TRENTON	1,054	20,929	0	0	1,943	78	155	1	24,160
ROBBINSVILLE	348	5,208	67	171	166	24	2	1	5,987
WEST WINDSOR	287	8,097	26	75	277	5	12	1	8,780
PRINCETON	424	7,112	17	29	365	2	123	2	8,074
<b>TOTAL</b>	<b>5,173</b>	<b>107,984</b>	<b>576</b>	<b>1,044</b>	<b>5,950</b>	<b>296</b>	<b>539</b>	<b>13</b>	<b>121,575</b>
<b>PERCENT</b>	<b>4.65%</b>	<b>88.40%</b>	<b>0.48%</b>	<b>0.92%</b>	<b>4.96%</b>	<b>0.24%</b>	<b>0.34%</b>	<b>0.01%</b>	<b>100%</b>

## 2022 RATABLE BREAKDOWN

MUNICIPALITY	CLASS 1	CLASS 2	CLASS 3A	CLASS 3B	CLASS 4A	CLASS 4B	CLASS 4C	PERS. PROP	TOTAL RATABLES
EAST WINDSOR	35,998,700	2,019,600,600	10,115,300	1,216,700	400,361,500	213,613,500	172,391,500	4,289,845	2,857,587,645
EWING	23,357,300	2,164,291,600	-	-	819,853,875	33,535,900	229,392,600	14,976,422	3,285,407,697
HAMILTON	83,374,000	6,301,746,200	17,697,900	1,748,500	1,664,774,550	298,503,000	369,507,200	26,466,000	8,763,817,350
HIGHTSTOWN	2,778,300	317,106,600	-	-	56,068,100	3,552,900	13,373,200	3,222,092	396,101,192
HOPEWELL BORO	4,442,500	272,376,300	1,748,100	27,700	37,206,900	1,270,100	1,503,200	-	318,574,800
HOPEWELL TWP	30,657,000	2,777,645,400	254,017,240	5,058,590	500,894,600	305,153,500	4,618,980	6,076,246	3,884,121,556
LAWRENCE	41,161,700	2,822,041,000	29,315,000	669,800	1,456,598,600	103,316,600	233,295,100	6,723,265	4,693,121,065
PENNINGTON	1,315,300	465,791,300	-	-	51,322,400	6,283,800	818,400	2,118,491	527,649,691
TRENTON	18,877,200	1,315,655,200	-	-	713,977,610	55,453,300	100,520,100	15,600,425	2,220,083,835
ROBBINSVILLE	57,058,600	1,970,237,000	26,879,300	1,697,500	233,001,200	355,204,300	12,050,000	2,929,578	2,659,057,478
WEST WINDSOR	77,947,710	4,239,245,200	11,389,700	1,006,800	1,378,456,394	45,203,200	252,737,588	10,913,029	6,016,899,621
PRINCETON	88,908,700	5,991,890,700	30,638,800	264,600	774,529,000	11,759,700	332,363,452	8,366,303	7,238,721,255
<b>TOTAL</b>	<b>465,877,010</b>	<b>30,657,627,100</b>	<b>381,801,340</b>	<b>11,690,190</b>	<b>8,087,044,729</b>	<b>1,432,849,800</b>	<b>1,722,571,320</b>	<b>101,681,696</b>	<b>42,861,143,185</b>
<b>PERCENT</b>	<b>1.09%</b>	<b>71.53%</b>	<b>0.89%</b>	<b>0.03%</b>	<b>18.87%</b>	<b>3.34%</b>	<b>4.02%</b>	<b>0.24%</b>	<b>100.00%</b>

CLASS 1	CLASS 2	CLASS 3A	CLASS 3B	CLASS 4A	CLASS 4B	CLASS 4C	CLASS 6A
VACANT LAND	RESIDENTIAL	REQ. FARM	QUAL. FARM	COMMERCIAL	INDUSTRIAL	APARTMENT	PERS. PROP.

## MERCER COUNTY ASSESSORS

<b>MUNICIPALITY</b>	<b>ASSESSOR</b>	<b>MAILING ADDRESS</b>	<b>TELEPHONE</b>	<b><u>EMAIL</u></b>
1. East Windsor Township	David Levy	16 Lanning Blvd., E. Windsor, N.J. 08520	609-443-4000	tax_assessor@east-windsor.nj.us
2. Ewing Township	Jeffrey Burd	2 Jake Garzio Drive, Trenton, N.J. 08628	609-883-2900	jburd@ewingnj.org
3. Hamilton Township	Daniel Gatti	2090 Greenwood Ave., Hamilton, N.J. 08609	609-890-3654	dgatti@hamiltonnj.com
4. Hightstown Borough	Kenneth Pacera	156 Bank St., Hightstown, N.J. 08520	609-490-5100	boroughcta@gmail.com
5. Hopewell Borough	Jennifer Carabelli	4 Forrest Blend Dr., Titusville, N.J. 08560	609-466-2636 x106	jennifer.carabelli@hopewellboro-nj.us
6. Hopewell Township	Daniel G. Keough	201 Wash. Cross.- Penn. Rd., Titusville, N.J. 08560	609-737-0607	dkeough@hopewelltp.org
7. Lawrence Township	Kenneth Pacera	P.O. Box 6006, Lawrenceville, N.J. 08648	609-844-7040	kpacera@lawrencetwp.com
8. Pennington Borough	Alaina Wysocke	30 N. Main St., Pennington, N.J. 08534	609-737-0276	taxassessor@penningtonboro.org
11. Trenton City	Deborah Fox	319 E. State St., Trenton, N.J. 08608	609-989-3083	dfox@trentonnj.org
12. Robbinsville Township	Gregory J. Busa	2298 Rt. 33, Robbinsville, N.J. 08691	609-259-3600	gregb@robbinsville.net
13. West Windsor Township	Lorraine Jones	271 Clarksville Rd., Princeton Jct., N.J. 08550	609-799-2400	ljones@westwindsortwp.com
14. Princeton	Neal A. Snyder	400 Witherspoon St., Princeton, N.J. 08540	609-924-1084	nsnyder@princetonnj.gov

## MERCER COUNTY COLLECTORS

MUNICIPALITY	COLLECTOR	MAILING ADDRESS	TELEPHONE	EMAIL
1. East Windsor Township	Anne M Blake	16 Lanning Blvd., E. Windsor, N.J. 08520	609-443-4000	tax_collector@east-windsor.nj.us
2. Ewing Township	Abelardo Conesa	2 Jake Garzio Drive, Trenton, N.J. 08628	609-883-2900	aconesa@ewingnj.org
3. Hamilton Township	Danielle Peacock	2090 Greenwood Ave., Hamilton, N.J. 08609	609-890-3895	dpeacock@hamiltonnj.com
4. Hightstown Borough	Monika Patel	156 Bank St., Hightstown, N.J. 08520	609-490-5100	tax@hightstownborough.com
5. Hopewell Borough	Regina M. Toth	88 East Broad St., Hopewell, N.J. 08525	609-466-2636	regina.toth@hopewellboro-nj.us
6. Hopewell Township	Mary Kennedy	201 Wash. Cross.- Penn. Rd., Titusville, N.J. 08560	609-737-0605	mkennedy@hopewelltpw.org
7. Lawrence Township	Susan McCloskey	P.O. Box 6006, Lawrenceville, N.J. 08648	609-844-7041	taxcoll@lawrencetwp.com
8. Pennington Borough	Sandra Webb	30 N. Main St., Pennington, N.J. 08534	609-737-0276	taxcollector@penningtonboro.org
11. Trenton City	Constance Ludden	319 E. State St., Trenton, N.J. 08608	609-989-3070	cludden@trentonnj.org
12. Robbinsville Township	Kelly Fort	2298 Rt. 33, Robbinsville, N.J. 08691	609-259-3600	kfort@robbinsville.net
13. West Windsor Township	Kelly A. Montecinos	271 Clarksville Rd., Princeton Jct., N.J. 08550	609-799-2400	kmontecinos@westwindsortwp.com
14. Princeton	Tammie Tisdale	400 Witherspoon St., Princeton, N.J. 08640	609-924-1058	ttisdale@princetonnj.gov