

2021
WARREN COUNTY
ABSTRACT OF RATABLES

WARREN COUNTY BOARD OF TAXATION

Melissa Pritchett,
County Tax Administrator

Samir Elbassiouny, President
Darryl Malcolm, Commissioner
William Watras, Commissioner
Elizabeth Gittens, Commissioner
Robert Stead, Commissioner

2021 ABSTRACT OF RATABLES FOR THE COUNTY OF WARREN

TAXING DISTRICTS	1		2	3	4	5	6
	TAXABLE VALUE		TAXABLE VALUE OF LAND AND IMPROVEMENTS (COL 1A+1B)	TOTAL TAXABLE VALUE OF PARTIAL EXEMPTIONS & ABATEMENTS (ASSESSED VAL.)	NET TAXABLE VALUE OF LAND & IMPROVEMENTS (COL 2-3)	TAXABLE VALUE COMMUNICATION EQUIPMENT	NET TAXABLE VALUE (COL 4+5)
	(A)	(B)					
	LAND	IMPROVEMENTS (INCLUDES PARTIAL EXEMPTIONS & ABATEMENTS)					
01:ALLAMUCHY TWP	180,775,700	416,307,700	597,083,400	0	597,083,400	0	597,083,400
02:ALPHA BORO	72,478,440	144,309,200	216,787,640	0	216,787,640	243,055	217,030,695
03:BELVIDERE TOWN	38,668,350	88,245,822	126,914,172	0	126,914,172	49	126,914,221
04:BLAIRSTOWN TWP	241,388,800	463,402,500	704,791,300	0	704,791,300	2,516,690	707,307,990
05:FRANKLIN TWP	126,907,595	286,870,017	413,777,612	0	413,777,612	830,444	414,608,056
06:FRELINGHUYSEN TWP	84,879,200	204,406,878	289,286,078	0	289,286,078	514,241	289,800,319
07:GREENWICH TWP	123,450,580	471,352,090	594,802,670	0	594,802,670	667,495	595,470,165
08:HACKETTSTOWN TOWN	392,783,900	631,821,100	1,024,605,000	15,200	1,024,589,800	100	1,024,589,900
09:HARDWICK TWP	43,281,600	112,694,650	155,976,250	0	155,976,250	588,492	156,564,742
10:HARMONY TWP	87,918,000	390,767,900	478,685,900	0	478,685,900	337,128	479,023,028
11:HOPE TWP	44,990,000	173,724,200	218,714,200	0	218,714,200	1,138,301	219,852,501
12:INDEPENDENCE TWP	148,115,500	355,254,800	503,370,300	0	503,370,300	0	503,370,300
13:KNOWLTON TWP	72,814,340	185,559,600	258,373,940	0	258,373,940	950,771	259,324,711
14:LIBERTY TWP	91,826,100	175,749,500	267,575,600	0	267,575,600	0	267,575,600
15:LOPATCONG TWP	333,755,934	599,260,286	933,016,220	0	933,016,220	950,968	933,967,188
16:MANSFIELD TWP	242,732,350	441,850,000	684,582,350	0	684,582,350	0	684,582,350
17:OXFORD TWP	47,301,100	111,159,100	158,460,200	0	158,460,200	0	158,460,200
19:PHILLIPSBURG TOWN	202,908,425	516,905,100	719,813,525	10,605,000	709,208,525	2,852,733	712,061,258
20:POHATCONG TWP	134,457,680	209,002,760	343,460,440	0	343,460,440	586,309	344,046,749
21:WASHINGTON BORO	105,361,272	261,338,500	366,699,772	200,000	366,499,772	0	366,499,772
22:WASHINGTON TWP	209,212,868	476,770,408	685,983,276	0	685,983,276	0	685,983,276
23:WHITE TWP	213,931,108	340,994,000	554,925,108	0	554,925,108	0	554,925,108
WARREN	3,239,938,842	7,057,746,111	10,297,684,953	10,820,200	10,286,864,753	12,176,776	10,299,041,529

2021 ABSTRACT OF RATABLES FOR THE COUNTY OF WARREN

TAXING DISTRICTS	7	8	9		10		11
	GENERAL TAX RATE PER \$100	COUNTY EQUALI- ZATION RATIO	TRUE VALUE		EQUALIZATION		
			(A) UEZ ABATEMENT EXPIRED	(B) CLASS II RAILROADS	(A) AMOUNTS DEDUCTED	(B) AMOUNTS ADDED	
01: ALLAMUCHY TWP	2.976	84.43%	0	0		111,667,392	708,750,792
02: ALPHA BORO	3.321	98.25%	0	0		4,903,775	221,934,470
03: BELVIDERE TOWN	5.672	67.87%	0	0		62,671,305	189,585,526
04: BLAIRSTOWN TWP	2.561	97.25%	0	0		21,248,651	728,556,641
05: FRANKLIN TWP	3.069	100.15%	0	0		1,562,074	416,170,130
06: FRELINGHUYSEN TWP	2.418	104.26%	0	0	10,556,431		279,243,888
07: GREENWICH TWP	3.394	82.80%	0	0		124,610,322	720,080,487
08: HACKETTSTOWN TOWN	3.196	97.87%	0	0		29,069,528	1,053,659,428
09: HARDWICK TWP	3.481	78.43%	0	0		43,255,501	199,820,243
10: HARMONY TWP	2.471	84.98%	0	0		87,386,038	566,409,066
11: HOPE TWP	2.977	91.14%	0	0		22,001,472	241,853,973
12: INDEPENDENCE TWP	3.466	85.49%	0	0		86,446,732	589,817,032
13: KNOWLTON TWP	3.682	79.59%	0	0		67,513,779	326,838,490
14: LIBERTY TWP	3.124	90.16%	0	0		29,639,898	297,215,498
15: LOBATCONG TWP	2.967	97.24%	0	0		28,995,267	962,962,455
16: MANSFIELD TWP	3.513	90.02%	0	0		77,441,769	762,024,119
17: OXFORD TWP	4.265	84.51%	0	0		30,039,034	188,499,234
19: PHILLIPSBURG TOWN	4.073	95.21%	0	0		48,097,871	760,159,129
20: POHATCONG TWP	4.091	89.00%	0	0		43,929,350	387,976,099
21: WASHINGTON BORO	5.040	81.51%	0	0		85,998,296	452,498,068
22: WASHINGTON TWP	3.684	94.17%	0	0		44,294,849	730,278,125
23: WHITE TWP	2.287	97.72%	0	0		16,026,431	570,951,539
WARREN			0	0	10,556,431	1,066,799,334	11,355,284,432

2021 ABSTRACT OF RATABLES FOR THE COUNTY OF WARREN

SECTION 12 - A

TAXING DISTRICT	(i)	(ii)				(iii)	(iv)	(v)	
	TOTAL COUNTY TAXES APPORTIONED	ADJUSTMENTS RESULTING FROM:				NET COUNTY TAXES APPORTIONED	MUNICIPAL BUDGET STATE AID	NET COUNTY TAXES APPORTIONED LESS STATE AID (COL.12 AIII-12AIV-COUNTY BPP ADJUSTMENT)	
		(A)		(B)					
		EQUAL TABLE APPEALS	DEDUCT OVERPAY	ADD UNDERPAY	APPEALS & CORRECTIONS				DEDUCT OVERPAY
01:ALLAMUCHY TWP	4,459,851.00	.00	.00	.00	1,353.82	.00	4,458,497.18	.00	4,458,497.18
02:ALPHA BORO	1,396,534.13	.00	.00	.00	14,086.51	.00	1,382,447.62	.00	1,382,447.62
03:BELVIDERE TOWN	1,192,976.72	.00	.00	.00	1,185.67	.00	1,191,791.05	.00	1,191,791.05
04:BLAIRSTOWN TWP	4,584,480.33	.00	.00	.00	1,695.98	.00	4,582,784.35	.00	4,582,784.35
05:FRANKLIN TWP	2,618,772.06	.00	.00	.00	458.19	.00	2,618,313.87	.00	2,618,313.87
06:FRELINGHUYSEN TWP	1,757,156.60	.00	.00	.00	4,909.74	.00	1,752,246.86	.00	1,752,246.86
07:GREENWICH TWP	4,531,143.69	.00	.00	.00	.00	.00	4,531,143.69	.00	4,531,143.69
08:HACKETTSTOWN TOWN	6,630,206.42	.00	.00	.00	4,760.45	.00	6,625,445.97	.00	6,625,445.97
09:HARDWICK TWP	1,257,379.21	.00	.00	.00	1,603.80	.00	1,255,775.41	.00	1,255,775.41
10:HARMONY TWP	3,564,158.33	.00	.00	.00	3,364.39	.00	3,560,793.94	.00	3,560,793.94
11:HOPE TWP	1,521,878.63	.00	.00	.00	2,003.82	.00	1,519,874.81	.00	1,519,874.81
12:INDEPENDENCE TWP	3,711,454.17	.00	.00	.00	191.27	.00	3,711,262.90	.00	3,711,262.90
13:KNOWLTON TWP	2,056,648.10	.00	.00	.00	715.60	.00	2,055,932.50	.00	2,055,932.50
14:LIBERTY TWP	1,870,243.89	.00	.00	.00	347.10	.00	1,869,896.79	.00	1,869,896.79
15:LOPATCONG TWP	6,059,491.03	.00	.00	.00	2,587.92	.00	6,056,903.11	.00	6,056,903.11
16:MANSFIELD TWP	4,795,076.17	.00	.00	.00	902.42	.00	4,794,173.75	.00	4,794,173.75
17:OXFORD TWP	1,186,141.18	.00	.00	.00	111.48	.00	1,186,029.70	.00	1,186,029.70
19:PHILLIPSBURG TOWN	4,783,340.62	.00	.00	.00	636.94	.00	4,782,703.68	.00	4,782,703.68
20:POHATCONG TWP	2,441,359.66	.00	.00	.00	999.00	.00	2,440,360.66	.00	2,440,360.66
21:WASHINGTON BORO	2,847,367.49	.00	.00	.00	1,678.61	.00	2,845,688.88	.00	2,845,688.88
22:WASHINGTON TWP	4,595,312.86	.00	.00	.00	6,366.37	.00	4,588,946.49	.00	4,588,946.49
23:WHITE TWP	3,592,741.76	.00	.00	.00	3,754.97	.00	3,588,986.79	.00	3,588,986.79
WARREN	71,453,714.05	.00	.00	.00	53,714.05	.00	71,400,000.00	.00	71,400,000.00

2021 ABSTRACT OF RATABLES FOR THE COUNTY OF WARREN

TAXING DISTRICTS	SECTION 12 - B			SECTION 12 - C		
	(A) COUNTY LIBRARY TAXES APPORTIONED	(B) COUNTY HEALTH SERVICE TAXES APPORTIONED	(C) COUNTY OPEN SPACE TAXES APPORTIONED	LOCAL TAXES TO BE RAISED FOR:		
				(i) DISTRICT SCHOOL PURPOSES		
				(A) DISTRICT SCHOOL (adjusted for BPP)	(B) REG., CONSOL. & JOINT SCHOOL (adjusted for BPP)	(C) LOCAL SCHOOL (adjusted for BPP)
01: ALLAMUCHY TWP	356,492.22	.00	139,556.15	10,127,477.00	.00	.00
02: ALPHA BORO	.00	.00	43,699.87	3,885,988.00	.00	.00
03: BELVIDERE TOWN	95,359.00	.00	37,330.22	3,854,525.00	.00	.00
04: BLAIRSTOWN TWP	366,454.30	.00	143,456.01	5,936,746.00	6,210,707.00	.00
05: FRANKLIN TWP	209,328.04	.00	81,945.73	4,039,535.00	4,480,320.00	.00
06: FRELINGHOYSEN TWP	140,455.96	.00	54,984.35	2,224,585.00	1,918,797.00	.00
07: GREENWICH TWP	362,190.91	.00	141,787.02	11,366,847.00	.00	.00
08: HACKETTSTOWN TOWN	.00	.00	207,470.18	18,817,631.00	.00	.00
09: HARDWICK TWP	100,506.92	.00	39,345.49	1,259,254.00	1,955,957.00	.00
10: HARMONY TWP	284,896.23	.00	111,528.44	6,255,541.00	.00	.00
11: HOPE TWP	121,649.33	.00	47,622.11	4,002,979.00	.00	.00
12: INDEPENDENCE TWP	296,670.12	.00	116,137.57	.00	10,378,004.00	.00
13: KNOWLTON TWP	164,395.41	.00	64,355.94	3,088,052.00	3,032,238.00	.00
14: LIBERTY TWP	149,495.44	.00	58,523.04	.00	5,326,005.00	.00
15: LOPATCONG TWP	484,357.31	.00	189,611.54	15,142,146.00	.00	.00
16: MANSFIELD TWP	383,288.00	.00	150,045.90	6,264,110.00	8,090,359.00	.00
17: OXFORD TWP	94,812.61	.00	37,116.33	4,418,838.00	.00	.00
19: PHILLIPSBURG TOWN	.00	.00	149,678.68	12,848,802.00	.00	.00
20: POHATCONG TWP	195,146.82	.00	76,394.20	6,405,407.00	.00	.00
21: WASHINGTON BORO	.00	.00	89,098.86	5,451,213.00	4,810,816.00	.00
22: WASHINGTON TWP	367,320.18	.00	143,794.98	6,648,685.00	8,259,493.00	.00
23: WHITE TWP	287,181.20	.00	112,422.95	7,707,779.00	.00	.00
WARREN	4,460,000.00	.00	2,235,905.56	139,746,140.00	54,462,696.00	.00

2021 ABSTRACT OF RATABLES FOR THE COUNTY OF WARREN

TAXING DISTRICTS	SECTION 12 - C			SECTION 12 - D TOTAL LEVY ON WHICH TAX RATE IS COMPUTED
	LOCAL TAXES TO BE RAISED FOR:			
	(ii) LOCAL MUNICIPAL PURPOSES			
	(A) MUNICIPAL BUDGET (adjusted for BPP)	(B) MUNICIPAL OPEN SPACE BUDGET	(C) MUNICIPAL LIBRARY BUDGET	
01: ALLAMUCHY TWP	2,561,968.00	119,417.00	.00	17,763,407.55
02: ALPHA BORO	1,734,080.14	86,812.28	74,287.86	7,207,315.77
03: BELVIDERE TOWN	2,018,527.40	.00	.00	7,197,532.67
04: BLAIRSTOWN TWP	700,456.58	169,753.92	.00	18,110,358.16
05: FRANKLIN TWP	1,292,537.00	.00	.00	12,721,979.64
06: FRELINGHUYSEN TWP	856,058.00	57,960.00	.00	7,005,087.17
07: GREENWICH TWP	3,567,303.62	237,921.07	.00	20,207,193.31
08: HACKETTSTOWN TOWN	6,744,418.00	.00	349,154.52	32,744,119.67
09: HARDWICK TWP	807,743.00	31,313.00	.00	5,449,894.82
10: HARMONY TWP	1,523,789.42	95,804.61	.00	11,832,353.64
11: HOPE TWP	824,306.00	27,489.00	.00	6,543,920.25
12: INDEPENDENCE TWP	2,943,163.00	.00	.00	17,445,237.59
13: KNOWLTON TWP	1,090,165.00	51,864.00	.00	9,547,002.85
14: LIBERTY TWP	901,496.00	53,515.00	.00	8,358,931.27
15: LOPATCONG TWP	5,552,045.44	280,190.00	.00	27,705,253.40
16: MANSFIELD TWP	4,230,286.00	136,916.47	.00	24,049,179.12
17: OXFORD TWP	1,020,463.00	.00	.00	6,757,259.64
19: PHILLIPSBURG TOWN	10,828,012.30	142,412.25	248,995.72	29,000,604.63
20: POHATCONG TWP	4,784,290.00	172,023.37	.00	14,073,622.05
21: WASHINGTON BORO	5,049,709.06	73,300.00	149,734.12	18,469,559.92
22: WASHINGTON TWP	5,125,204.26	137,196.66	.00	25,270,640.57
23: WHITE TWP	880,001.99	110,995.02	.00	12,687,366.95
WARREN	65,036,023.21	1,984,883.65	822,172.22	340,147,820.64

2021 ABSTRACT OF RATABLES FOR THE COUNTY OF WARREN

SECTION 13

TAXING DISTRICTS	REAL PROPERTY EXEMPT FROM TAXATION						
	(A)	(B)	(C)	(D)	(E)	(F)	(G)
	PUBLIC SCHOOL	OTHER SCHOOL	PUBLIC PROPERTY	CHURCH AND CHARITABLE	CEMETERIES AND GRAVEYARDS	OTHER EXEMPTS	TOTAL AMOUNT OF EXEMPTS (13A+B+C+D+E+F)
01: ALLAMUCHY TWP	13,365,811	1,507,189	28,373,698	0	25,100	12,094,110	55,365,908
02: ALPHA BORO	1,260,200	0	14,364,600	4,094,400	1,059,700	2,131,800	22,910,700
03: BELVIDERE TOWN	13,751,700	167,400	16,930,700	5,290,700	401,900	1,785,600	38,328,000
04: BLAIRSTOWN TWP	25,057,309	32,000,500	20,005,894	12,518,730	490,600	7,193,200	97,266,233
05: FRANKLIN TWP	17,674,800	556,400	11,470,220	4,082,200	282,900	5,964,300	40,030,820
06: FRELINGHUYSEN TWP	1,230,100	888,700	14,469,920	4,514,620	325,600	12,985,100	34,414,040
07: GREENWICH TWP	1,146,100	0	8,417,340	3,367,100	956,800	3,031,000	16,918,340
08: HACKETTSTOWN TOWN	26,824,400	42,018,080	17,675,900	46,150,600	195,000	26,030,900	158,894,800
09: HARDWICK TWP	0	0	57,723,400	295,100	79,600	15,720,900	73,819,000
10: HARMONY TWP	5,202,900	0	21,517,900	3,871,100	198,500	4,809,400	35,599,800
11: HOPE TWP	3,021,600	197,300	13,950,873	2,394,233	181,000	2,435,200	22,180,206
12: INDEPENDENCE TWP	10,083,300	0	8,967,300	8,128,300	692,400	7,587,000	35,458,300
13: KNOWLTON TWP	2,132,600	0	19,710,200	3,737,900	274,500	2,828,000	28,683,200
14: LIBERTY TWP	3,975,700	161,500	16,125,200	656,800	164,100	971,100	22,054,400
15: LOPATCONG TWP	13,383,600	0	20,823,891	9,778,000	0	170,841,800	214,827,291
16: MANSFIELD TWP	5,167,800	0	55,021,600	4,333,200	620,700	6,466,400	71,609,700
17: OXFORD TWP	9,400,200	542,900	24,230,350	3,474,618	167,300	3,934,367	41,749,735
19: PHILLIPSBURG TOWN	54,102,000	13,616,600	79,405,800	67,777,800	910,300	7,726,500	223,539,000
20: POHATCONG TWP	10,439,400	1,270,000	10,621,250	3,532,500	80,000	3,538,200	29,481,350
21: WASHINGTON BORO	11,390,225	1,684,300	6,757,600	8,941,600	331,300	2,537,000	31,642,025
22: WASHINGTON TWP	28,572,948	0	12,734,500	12,749,900	238,600	7,530,100	61,826,048
23: WHITE TWP	2,897,600	0	45,898,493	5,251,500	90,200	6,567,400	60,705,193
WARREN	260,080,293	94,610,789	525,196,629	214,940,901	7,766,100	314,709,377	1,417,304,089

2021 ABSTRACT OF RATABLES FOR THE COUNTY OF WARREN

TAXING DISTRICTS	SECTION 14				SECTION 15	
	AMOUNT OF MISCELLANEOUS REVENUES TO SUPPORT LOCAL BUDGET				DEDUCTIONS ALLOWED	
	(A) SURPLUS REVENUE	(B) MISCELLANEOUS REVENUES ANTICIPATED	(C) RECEIPTS FROM DELINQUENT TAX	(D) TOTAL OF MISCELLANEOUS REVENUES (COL. 14A+B+C)	(A) SENIOR CITIZEN, DISABLED AND SURVIVING SPOUSE	(B) VETERANS AND WIDOWS
01:ALLAMUCHY TWP	490,000.00	824,690.73	145,000.00	1,459,690.73	2,250.00	30,250.00
02:ALPHA BORO	583,200.00	475,705.90	130,000.00	1,188,905.90	6,250.00	22,000.00
03:BELVIDERE TOWN	375,000.00	847,460.04	135,000.00	1,357,460.04	2,250.00	16,250.00
04:BLAIRSTOWN TWP	565,000.00	3,050,333.48	250,000.00	3,865,333.48	4,750.00	34,250.00
05:FRANKLIN TWP	591,650.00	492,177.00	180,000.00	1,263,827.00	2,500.00	17,750.00
06:FRELINGHUYSEN TWP	431,819.00	319,033.00	130,000.00	880,852.00	2,000.00	12,250.00
07:GREENWICH TWP	600,000.00	793,103.00	275,000.00	1,668,103.00	4,250.00	20,750.00
08:HACKETTSTOWN TOWN	2,200,000.00	1,411,572.61	350,000.00	3,961,572.61	11,750.00	39,000.00
09:HARDWICK TWP	222,996.00	224,274.00	69,000.00	516,270.00	2,500.00	10,750.00
10:HARMONY TWP	875,000.00	720,341.00	200,000.00	1,795,341.00	5,250.00	18,000.00
11:HOPE TWP	246,162.00	614,298.00	25,000.00	885,460.00	1,750.00	12,750.00
12:INDEPENDENCE TWP	918,200.00	717,539.78	208,500.00	1,844,239.78	6,250.00	26,750.00
13:KNOWLTON TWP	356,166.00	618,986.00	320,000.00	1,295,152.00	2,500.00	14,250.00
14:LIBERTY TWP	600,000.00	382,400.84	150,000.00	1,132,400.84	3,500.00	13,000.00
15:LOPATCONG TWP	1,400,000.00	1,903,237.74	825,000.00	4,128,237.74	12,250.00	56,250.00
16:MANSFIELD TWP	1,435,000.00	1,640,270.90	415,000.00	3,490,270.90	5,750.00	30,500.00
17:OXFORD TWP	351,649.45	1,104,131.68	225,000.00	1,680,781.13	5,250.00	12,500.00
19:PHILLIPSBURG TOWN	1,770,000.00	5,203,703.96	900,000.00	7,873,703.96	20,750.00	65,750.00
20:POHATCONG TWP	537,528.80	709,726.02	200,000.00	1,447,254.82	8,750.00	31,500.00
21:WASHINGTON BORO	600,000.00	1,882,042.68	400,000.00	2,882,042.68	5,500.00	23,250.00
22:WASHINGTON TWP	570,000.00	4,974,446.27	600,000.00	6,144,446.27	1,000.00	38,250.00
23:WHITE TWP	500,000.00	935,252.21	325,000.00	1,760,252.21	6,500.00	57,500.00
WARREN	16,219,371.25	29,844,726.84	6,457,500.00	52,521,598.09	123,500.00	603,500.00

2021 ABSTRACT OF RATABLES FOR THE COUNTY OF WARREN

ADDENDUM TO ABSTRACT OF RATABLES -- ASSESSED VALUE OF PARTIAL EXEMPTIONS & ABATEMENTS (COLUMN 3)

TAXING DISTRICTS	(1)	(2)	(3)	(4)	(5)	(6)	(7)	(8)	(9)
	POLLUTION CONTROL	FIRE SUPPRESSION	FALLOUT SHELTER	WATER-SEWER FACILITY	RENEWABLE ENERGY	UEZ ABATEMENT	HOME IMPROVEMENT	MULTI-FAMILY DWELLING	CLASS 4 ABATEMENT
TAXING DISTRICTS									
01: ALLAMUCHY TWP	0	0	0	0	0	0	0	0	0
02: ALPHA BORO	0	0	0	0	0	0	0	0	0
03: BELVIDERE TOWN	0	0	0	0	0	0	0	0	0
04: BLAIRSTOWN TWP	0	0	0	0	0	0	0	0	0
05: FRANKLIN TWP	0	0	0	0	0	0	0	0	0
06: FRELINGHUYSEN TWP	0	0	0	0	0	0	0	0	0
07: GREENWICH TWP	0	0	0	0	0	0	0	0	0
08: HACKETTSTOWN TOWN	0	15,200	0	0	0	0	0	0	0
09: HARDWICK TWP	0	0	0	0	0	0	0	0	0
10: HARMONY TWP	0	0	0	0	0	0	0	0	0
11: HOPE TWP	0	0	0	0	0	0	0	0	0
12: INDEPENDENCE TWP	0	0	0	0	0	0	0	0	0
13: KNOWLTON TWP	0	0	0	0	0	0	0	0	0
14: LIBERTY TWP	0	0	0	0	0	0	0	0	0
15: LOPATCONG TWP	0	0	0	0	0	0	0	0	0
16: MANSFIELD TWP	0	0	0	0	0	0	0	0	0
17: OXFORD TWP	0	0	0	0	0	0	0	0	0
19: PHILLIPSBURG TOWN	10,605,000	0	0	0	0	0	0	0	0
20: POHATCONG TWP	0	0	0	0	0	0	0	0	0
21: WASHINGTON BORO	0	0	0	0	0	0	0	0	0
22: WASHINGTON TWP	0	0	0	0	0	0	0	0	0
23: WHITE TWP	0	0	0	0	0	0	0	0	0
WARREN	10,605,000	15,200	0	0	0	0	0	0	0

2021 ABSTRACT OF RATABLES FOR THE COUNTY OF WARREN

TAXING DISTRICTS	ADDENDUM TO ABSTRACT OF RATABLES -- ASSESSED VALUE OF PARTIAL EXEMPTIONS & ABATEMENTS (CONTINUED)							
	(10) DWELLING ABATEMENT	(11) DWELLING EXEMPTION	(12) NEW DWELLING CONVERSION ABATEMENT	(13) NEW DWELLING CONVERSION EXEMPTION	(14) MULTI-DWELLING EXEMPTION	(15) MULTI-DWELLING ABATEMENT	(16) COMMERCIAL/ INDUSTRIAL EXEMPTION	(17) TOTAL VALUE
01:ALLAMUCHY TWP	0	0	0	0	0	0	0	0
02:ALPHA BORO	0	0	0	0	0	0	0	0
03:BELVIDERE TOWN	0	0	0	0	0	0	0	0
04:BLAIRSTOWN TWP	0	0	0	0	0	0	0	0
05:FRANKLIN TWP	0	0	0	0	0	0	0	0
06:FRELINGHUYSEN TWP	0	0	0	0	0	0	0	0
07:GREENWICH TWP	0	0	0	0	0	0	0	0
08:HACKETTSTOWN TOWN	0	0	0	0	0	0	0	15,200
09:HARDWICK TWP	0	0	0	0	0	0	0	0
10:HARMONY TWP	0	0	0	0	0	0	0	0
11:HOPE TWP	0	0	0	0	0	0	0	0
12:INDEPENDENCE TWP	0	0	0	0	0	0	0	0
13:KNOWLTON TWP	0	0	0	0	0	0	0	0
14:LIBERTY TWP	0	0	0	0	0	0	0	0
15:LOPATCONG TWP	0	0	0	0	0	0	0	0
16:MANSFIELD TWP	0	0	0	0	0	0	0	0
17:OXFORD TWP	0	0	0	0	0	0	0	0
19:PHILLIPSBURG TOWN	0	0	0	0	0	0	0	10,605,000
20:POHATCONG TWP	0	0	0	0	0	0	0	0
21:WASHINGTON BORO	0	0	0	0	0	0	200,000	200,000
22:WASHINGTON TWP	0	0	0	0	0	0	0	0
23:WHITE TWP	0	0	0	0	0	0	0	0
WARREN	0	0	0	0	0	0	200,000	10,820,200

2021 ABSTRACT OF RATABLES FOR THE COUNTY OF WARREN

ADDENDUM -- EQUALIZED VALUE BASED ON IN LIEU OF TAXES (COL.10B)

TAXING DISTRICTS	(1) C.12 PL 1977 IN LIEU OF TAX	(2) NJ HOUSING FINANCE AGENCY	(3) URBAN RENEWAL	(4) OTHER	(5) TOTAL
01: ALLAMUCHY TWP	0	0	0	0	0
02: ALPHA BORO	0	0	0	0	0
03: BELVIDERE TOWN	0	0	0	0	0
04: BLAIRSTOWN TWP	0	0	0	0	0
05: FRANKLIN TWP	0	0	0	0	0
06: FRELINGHUYSEN TWP	0	0	0	0	0
07: GREENWICH TWP	0	0	0	0	0
08: HACKETTSTOWN TOWN	0	0	0	0	0
09: HARDWICK TWP	0	0	0	0	0
10: HARMONY TWP	0	0	0	0	0
11: HOPE TWP	0	0	0	0	0
12: INDEPENDENCE TWP	0	0	0	0	0
13: KNOWLTON TWP	0	0	0	0	0
14: LIBERTY TWP	0	0	0	0	0
15: LOPATCONG TWP	0	0	0	0	0
16: MANSFIELD TWP	0	0	0	0	0
17: OXFORD TWP	0	0	0	0	0
19: PHILLIPSBURG TOWN	0	0	0	0	0
20: POHATCONG TWP	0	0	0	0	0
21: WASHINGTON BORO	0	0	0	0	0
22: WASHINGTON TWP	0	0	0	0	0
23: WHITE TWP	0	0	0	0	0
WARREN	0	0	0	0	0

2021 ABSTRACT OF RATABLES FOR THE COUNTY OF WARREN

TAXING DISTRICTS	BREAKDOWN OF GENERAL TAX RATE											
	COUNTY TAX	LIBRARY TAX	HEALTH SERVICE TAX	COUNTY OPEN SPACE TAX	DISTRICT SCHOOL TAX	REGIONAL SCHOOL TAX	LOCAL SCHOOL TAX	MUNICIPAL PURPOSE TAX	MUNICIPAL OPEN SPACE TAX	MUNICIPAL LIBRARY TAX	GENERAL TAX RATE	EFFECTIVE TAX RATE
01:ALLAMUCHY TWP	.747	.060	.000	.024	1.696	.000	.000	.429	.020	.000	2.976	2.506
02:ALPHA BORO	.637	.000	.000	.021	1.790	.000	.000	.799	.040	.034	3.321	3.247
03:BELVIDERE TOWN	.940	.076	.000	.029	3.037	.000	.000	1.590	.000	.000	5.672	3.796
04:BLAIRSTOWN TWP	.648	.052	.000	.021	.839	.878	.000	.099	.024	.000	2.561	2.486
05:FRANKLIN TWP	.632	.051	.000	.020	.975	1.080	.000	.311	.000	.000	3.069	3.057
06:FRELINGHUYSEN TWP	.605	.049	.000	.019	.768	.663	.000	.295	.019	.000	2.418	2.509
07:GREENWICH TWP	.761	.061	.000	.024	1.909	.000	.000	.600	.039	.000	3.394	2.806
08:HACKETTSTOWN TOWN	.647	.000	.000	.021	1.836	.000	.000	.658	.000	.034	3.196	3.108
09:HARDWICK TWP	.803	.065	.000	.025	.804	1.249	.000	.515	.020	.000	3.481	2.727
10:HARMONY TWP	.744	.060	.000	.024	1.305	.000	.000	.318	.020	.000	2.471	2.089
11:HOPE TWP	.692	.056	.000	.022	1.821	.000	.000	.374	.012	.000	2.977	2.706
12:INDEPENDENCE TWP	.738	.059	.000	.024	.000	2.061	.000	.584	.000	.000	3.466	2.958
13:KNOWLTON TWP	.793	.064	.000	.025	1.191	1.170	.000	.420	.019	.000	3.682	2.921
14:LIBERTY TWP	.699	.056	.000	.022	.000	1.991	.000	.337	.019	.000	3.124	2.812
15:LOPATCONG TWP	.649	.052	.000	.021	1.622	.000	.000	.594	.029	.000	2.967	2.877
16:MANSFIELD TWP	.701	.056	.000	.022	.916	1.181	.000	.617	.020	.000	3.513	3.156
17:OXFORD TWP	.749	.060	.000	.024	2.789	.000	.000	.643	.000	.000	4.265	3.585
19:PHILLIPSBURG TOWN	.672	.000	.000	.022	1.805	.000	.000	1.520	.020	.034	4.073	3.815
20:POHATCONG TWP	.710	.057	.000	.023	1.861	.000	.000	1.390	.050	.000	4.091	3.627
21:WASHINGTON BORO	.777	.000	.000	.025	1.488	1.313	.000	1.377	.020	.040	5.040	4.082
22:WASHINGTON TWP	.669	.054	.000	.021	.969	1.204	.000	.747	.020	.000	3.684	3.460
23:WHITE TWP	.647	.052	.000	.021	1.389	.000	.000	.158	.020	.000	2.287	2.222


2021 ABSTRACT OF RATABLES FOR THE COUNTY OF WARREN

Total Amount of Miscellaneous Revenues (included Surplus Revenues Appropriated) for the Support of the County Budget	20,501,430.34
Rate per \$100 to be applied to Column 11 for apportionment of County Taxes62925517
Net County Taxes Apportioned (Column 12 A iii)	71,400,000.00
* Adjustments (Net Total (Column 12 A i))	53,714.05
* Net Overpayments are added to the Net Taxes Apportioned Net Underpayments are deducted from the Net Taxes Apportioned	
Rate per \$100 to be applied to Column 11 for apportionment of Library Taxes05029867
Rate per \$100 to be applied to Column 11 for apportionment of Health Taxes00000000
Rate per \$100 to be applied to Column 11 for apportionment of Open Space Taxes01969044
County Percentage Level of Taxable Value of Real Property is 100%	


WARREN COUNTY BOARD OF TAXATION



 Samir Elbassiouny, President

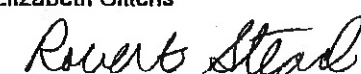


 Darryl Malcolm

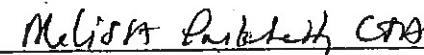


 William Watras

Elizabeth Giffens




 Robert Stead

ATTEST: 

 Melissa Pritchett

I hereby certify this to be a true copy of the Abstract of Ratables and Exemptions for the County of WARREN,
 State of New Jersey for the year 2021 as filed with me by the WARREN County Board of Taxation



 Kim Francisco
 County Treasurer