

ABSTRACT OF RATABLES for ATLANTIC COUNTY 2016



Atlantic County Board of Taxation

5909 Main Street

Mays Landing, New Jersey 08330

(609) 645-5820

www.aclink.org/taxation

Dennis Levinson, County Executive
Gerald DelRosso, County Administrator



Theresa Prendergast, President
William J. Polistina, Commissioner
John Collette Jr., Commissioner
Greg Sykora, Commissioner
Charles E. Woolson Jr., Commissioner

Margaret M. Schott, County Tax Administrator

**Atlantic County Board of Taxation
2016 Abstract of Ratables**

| Taxing District | Column 1 | | Column 2 | Column 3 | Column 4 | Column 5 | Column 6 |
|------------------------|-----------------------|--|---|--|---|--|------------------------------|
| | Taxable Value | | Taxable Value of Land and Improvements (Col. 1A+1B) | Total Taxable Value of Partial Exemptions & Abatements (Assessed Val.) | Net Taxable Value of Land & Improvements (Col. 2-3) | Taxable Value of Communication Equipment | Net Taxable Value (Col. 4+5) |
| | (A) Land | (B) Improvements (Includes Partial Exemptions & Abatements) | | | | | |
| 01: Absecon City | 318,071,500 | 391,860,200 | 709,931,700 | 339,000 | 709,592,700 | 0 | 709,592,700 |
| 02: Atlantic City | 2,747,271,990 | 3,762,509,950 | 6,509,781,940 | 29,300 | 6,509,752,640 | 6,128,664 | 6,515,881,304 |
| 03: Brigantine City | 2,051,428,900 | 1,183,100,800 | 3,234,529,700 | 0 | 3,234,529,700 | 0 | 3,234,529,700 |
| 04: Buena Boro | 97,851,600 | 196,332,400 | 294,184,000 | 0 | 294,184,000 | 1,068,863 | 295,252,863 |
| 05: Buena Vista Twp | 217,763,900 | 429,615,700 | 647,379,600 | 346600 | 647,033,000 | 849,087 | 647,882,087 |
| 06: Corbin City ** | 19,704,900 | 30,916,600 | 50,621,500 | 0 | 50,621,500 | 0 | 50,621,500 |
| 07: Egg Harbor City | 77,202,400 | 146,779,100 | 223,981,500 | 148,200 | 223,833,300 | 0 | 223,833,300 |
| 08: Egg Harbor Twp | 1,258,308,900 | 2,822,307,600 | 4,080,616,500 | 0 | 4,080,616,500 | 8,434,662 | 4,089,051,162 |
| 09: Estell Manor | 50,076,800 | 104,533,800 | 154,610,600 | 0 | 154,610,600 | 385,739 | 154,996,339 |
| 10: Folsom Boro | 24,973,990 | 82,565,909 | 107,539,899 | 0 | 107,539,899 | 0 | 107,539,899 |
| 11: Galloway Twp | 810,476,900 | 1,887,769,300 | 2,698,246,200 | 0 | 2,698,246,200 | 0 | 2,698,246,200 |
| 12: Hamilton Twp | 560,545,264 | 1,531,615,500 | 2,092,160,764 | 1,910,800 | 2,090,249,964 | 6,475,735 | 2,096,725,699 |
| 13: Hammonton Town | 375,041,700 | 982,090,000 | 1,357,131,700 | 0 | 1,357,131,700 | 0 | 1,357,131,700 |
| 14: Linwood City | 406,966,400 | 571,783,800 | 978,750,200 | 0 | 978,750,200 | 0 | 978,750,200 |
| 15: Longport Boro | 1,338,323,900 | 477,889,700 | 1,816,213,600 | 0 | 1,816,213,600 | 0 | 1,816,213,600 |
| 16: Margate City | 2,229,990,300 | 1,368,777,500 | 3,598,767,800 | 0 | 3,598,767,800 | 618,498 | 3,599,386,298 |
| 17: Mullica Twp | 85,305,300 | 206,776,100 | 292,081,400 | 0 | 292,081,400 | 0 | 292,081,400 |
| 18: Northfield City | 319,707,510 | 602,205,950 | 921,913,460 | 0 | 921,913,460 | 0 | 921,913,460 |
| 19: Pleasantville City | 257,349,300 | 611,819,700 | 869,169,000 | 358,800 | 868,810,200 | 10,904,934 | 879,715,134 |
| 20: Port Republic City | 22,326,500 | 55,803,300 | 78,129,800 | 0 | 78,129,800 | 0 | 78,129,800 |
| 21: Somers Point | 491,273,300 | 681,104,800 | 1,172,378,100 | 0 | 1,172,378,100 | 0 | 1,172,378,100 |
| 22: Ventnor City | 1,697,029,900 | 668,366,850 | 2,365,396,750 | 3396000 | 2,362,000,750 | 0 | 2,362,000,750 |
| 23: Weymouth Twp | 59,307,700 | 101,989,800 | 161,297,500 | 0 | 161,297,500 | 424,970 | 161,722,470 |
| ** Revalued | 15,516,298,854 | 18,898,514,359 | 34,414,813,213 | 6,528,700 | 34,408,284,513 | 35,291,152 | 34,443,575,665 |

**Atlantic County Board of Taxation
2016 Abstract of Ratables**

| Taxing District | Column 7 | Column 8 | Column 9 | | Column 10 | | Column 11 |
|------------------------|----------------------------------|---------------------------------|-----------------------------|-----------------------|---------------------|------------------|--|
| | General Tax Rate Per \$100 | County Equalization Ratio | True Value | | Equalization | | Net Valuation for County Tax Apportionment (Col. 6-9A+9B -10A+10B) |
| | | | (A) | (B) | (A) | (B) | |
| | | | UEZ Abatement Expired | Class II Railroads | Amounts Deducted | Amounts Added | |
| 01: Absecon City | 3.176 | 92.04% | 0 | 0 | 0 | 62,436,438 | 772,029,138 |
| 02: Atlantic City | 3.860 | 87.47% | 0 | 0 | 0 | 982,141,840 | 7,498,023,144 |
| 03: Brigantine City | 1.764 | 94.38% | 0 | 0 | 0 | 194,338,998 | 3,428,868,698 |
| 04: Buena Boro | 2.862 | 113.03% | 0 | 0 | -32,434,521 | 0 | 262,818,342 |
| 05: Buena Vista Twp | 2.370 | 106.30% | 0 | 0 | -36,525,668 | 0 | 611,356,419 |
| 06: Corbin City ** | 1.820 | 100.28% | 0 | 0 | -26089 | 0 | 50,595,411 |
| 07: Egg Harbor City | 4.533 | 96.39% | 0 | 0 | 0 | 11,144,450 | 234,977,750 |
| 08: Egg Harbor Twp | 3.007 | 97.61% | 0 | 0 | 0 | 115,177,321 | 4,204,228,483 |
| 09: Estell Manor | 2.395 | 92.50% | 0 | 0 | 0 | 12,880,190 | 167,876,529 |
| 10: Folsom Boro | 3.124 | 64.59% | 0 | 0 | 0 | 60,092,861 | 167,632,760 |
| 11: Galloway Twp | 3.056 | 92.56% | 0 | 0 | 0 | 221,043,418 | 2,919,289,618 |
| 12: Hamilton Twp | 2.979 | 92.96% | 0 | 0 | 0 | 163,767,393 | 2,260,493,092 |
| 13: Hammonton Town | 2.561 | 101.47% | 0 | 0 | -11,809,631 | 0 | 1,345,322,069 |
| 14: Linwood City | 3.222 | 102.09% | 0 | 0 | -18754036 | 0 | 959,996,164 |
| 15: Longport Boro | 0.926 | 95.68% | 0 | 0 | 0 | 82,734,631 | 1,898,948,231 |
| 16: Margate City | 1.512 | 91.53% | 0 | 0 | 0 | 337,108,384 | 3,936,494,682 |
| 17: Mullica Twp | 4.417 | 57.70% | 0 | 0 | 0 | 215,422,346 | 507,503,746 |
| 18: Northfield City | 3.108 | 102.36% | 0 | 0 | -18,106,468 | 0 | 903,806,992 |
| 19: Pleasantville City | 3.995 | 106.66% | 0 | 0 | -49,290,163 | 0 | 830,424,971 |
| 20: Port Republic City | 3.717 | 59.70% | 0 | 0 | 0 | 53,015,841 | 131,145,641 |
| 21: Somers Point | 2.823 | 103.27% | 0 | 0 | -34,210,292 | 0 | 1,138,167,808 |
| 22: Ventnor City | 2.186 | 105.21% | 0 | 0 | -114,044,406 | 0 | 2,247,956,344 |
| 23: Weymouth Twp | 2.369 | 90.87% | 0 | 0 | 0 | 16,583,254 | 178,305,724 |
| ** Revalued | | | 0 | 0 | -315,201,274 | 2,527,887,365 | 36,656,261,756 |

**Atlantic County Board of Taxation
2016 Abstract of Ratables**

| Taxing District | Column 12A | | | | | | | |
|----------------------------|---|-----------------------------|-------------------|----------------------|----------|---------------------------------------|-------------------------------------|--|
| | I | II | | | | III | IV | V |
| | Total County Taxes Apportioned | Adjustments Resulting from: | | | | Net County Taxes Apportioned | Municipal Budget State Aid | Net County Taxes Apportioned Less State Aid (Col. 12 AIII-12AIV-County BPP Adjustment) |
| | | (A) | | (B) | | | | |
| Equalization Table Appeals | | County Appeals+Corrections | Deduct | Add | | | | |
| | Deduct Overpay | Add Underpay | Deduct Overpay | Add Underpay | | | | |
| 01: Absecon City | 3,547,147.63 | 0 | 0 | 22,744.82 | 0 | 3,524,402.79 | 0 | 3,524,402.79 |
| 02: Atlantic City | 34,450,247.68 | 0 | 0 | 9,534,584.69 | 0 | 24,915,662.77 | 0 | 24,915,662.77 |
| 03: Brigantine City | 15,754,202.63 | 0 | 0 | 94,557.16 | 0 | 15,659,645.37 | 0 | 15,659,645.37 |
| 04: Buena Boro | 1,207,539.21 | 0 | 0 | 7,490.02 | 0 | 1,200,049.19 | 0 | 1,200,049.19 |
| 05: Buena Vista Twp | 2,808,924.39 | 0 | 0 | 11,599.06 | 0 | 2,797,325.31 | 0 | 2,797,325.31 |
| 06: Corbin City ** | 232,464.53 | 0 | 0 | 239.41 | 0 | 232,225.12 | 0 | 232,225.12 |
| 07: Egg Harbor City | 1,079,623.46 | 0 | 0 | 7,868.45 | 0 | 1,071,755.00 | 0 | 1,071,755.00 |
| 08: Egg Harbor Twp | 19,316,653.17 | 0 | 0 | 294,511.55 | 0 | 19,022,141.50 | 0 | 19,022,141.50 |
| 09: Estell Manor | 771,321.71 | 0 | 0 | 136.00 | 0 | 771,185.70 | 0 | 771,185.70 |
| 10: Folsom Boro | 770,201.69 | 0 | 0 | 257.40 | 0 | 769,944.29 | 0 | 769,944.29 |
| 11: Galloway Twp | 13,412,902.10 | 0 | 0 | 109,150.50 | 0 | 13,303,751.52 | 0 | 13,303,751.52 |
| 12: Hamilton Twp | 10,386,010.47 | 0 | 0 | 7,865.84 | 0 | 10,378,144.57 | 0 | 10,378,144.57 |
| 13: Hammonton Town | 6,181,186.37 | 0 | 0 | 91,104.48 | 0 | 6,090,081.85 | 0 | 6,090,081.85 |
| 14: Linwood City | 4,410,776.68 | 0 | 0 | 86,649.23 | 0 | 4,324,127.42 | 0 | 4,324,127.42 |
| 15: Longport Boro | 8,724,864.63 | 0 | 0 | 30,325.70 | 0 | 8,694,538.87 | 0 | 8,694,538.87 |
| 16: Margate City | 18,086,529.50 | 0 | 0 | 18,007.68 | 0 | 18,068,521.71 | 0 | 18,068,521.71 |
| 17: Mullica Twp | 2,331,765.24 | 0 | 0 | 2,148.90 | 0 | 2,329,616.33 | 0 | 2,329,616.33 |
| 18: Northfield City | 4,152,611.18 | 0 | 0 | 51,657.59 | 0 | 4,100,953.56 | 0 | 4,100,953.56 |
| 19: Pleasantville City | 3,815,451.80 | 0 | 0 | 69,734.41 | 0 | 3,745,717.37 | 0 | 3,745,717.37 |
| 20: Port Republic City | 602,558.80 | 0 | 0 | 709.54 | 0 | 601,849.25 | 0 | 601,849.25 |
| 21: Somers Point | 5,229,400.09 | 0 | 0 | 33,602.37 | 0 | 5,195,797.69 | 0 | 5,195,797.69 |
| 22: Ventnor City | 10,328,409.41 | 0 | 0 | 206,857.67 | 0 | 10,121,551.68 | 0 | 10,121,551.68 |
| 23: Weymouth Twp | 819,239.45 | 0 | 0 | 3,947.50 | 0 | 815,291.94 | 0 | 815,291.94 |
| ** Revalued | 168,420,031.82 | 0 | 0 | 10,685,749.97 | 0 | 157,734,280.80 | 0 | 157,734,280.80 |

**Atlantic County Board of Taxation
2016 Abstract of Ratables**

| Taxing District | Column 12B | | | Column 12C | | |
|------------------------|----------------------------------|---|-------------------------------------|--|--|---------------------|
| | County Library Taxes Apportioned | County Health Service Taxes Apportioned | County Open Space Taxes Apportioned | Local Taxes to be Raised for (i) District School Purposes | | |
| | | | | (A) | (B) | (C) |
| | | | | District School (Adjusted for BPP) | Regional, Consolidated & Joint School (Adj for BPP) | Local School |
| 01: Absecon City | 0.00 | 162,048.80 | 12,682.77 | 11,505,729.00 | 0.00 | 0.00 |
| 02: Atlantic City | 0.00 | 0.00 | 0.00 * | 100,077,234.00 | 0.00 | 0.00 |
| 03: Brigantine City | 1,122,225.88 | 719,255.80 | 56,311.48 | 15,888,114.00 | 0.00 | 966,222.50 |
| 04: Buena Boro | 86,017.33 | 55,136.92 | 4,312.34 | 0.00 | 4,215,862.00 | 0.00 |
| 05: Buena Vista Twp | 200,484.03 | 128,423.21 | 10,056.07 | 0.00 | 9,658,858.00 | 0.00 |
| 06: Corbin City ** | 16,639.22 | 10,647.15 | 836.56 | 510,842.00 | 0.00 | 0.00 |
| 07: Egg Harbor City | 76,857.90 | 49,313.28 | 3,852.01 | 3,234,420.00 | 1,474,254.00 | 0.00 |
| 08: Egg Harbor Twp | 1,358,748.13 | 869,658.34 | 66,088.79 | 78,686,577.00 | 0.00 | 0.00 |
| 09: Estell Manor | 55,252.68 | 35,344.63 | 2,777.47 | 2,369,139.00 | 0.00 | 0.00 |
| 10: Folsom Boro | 55,164.94 | 35,291.20 | 2,772.92 | 1,842,888.00 | 0.00 | 0.00 |
| 11: Galloway Twp | 951,113.69 | 609,030.82 | 46,950.59 | 31,456,759.00 | 18,174,976.00 | 0.00 |
| 12: Hamilton Twp | 743,592.91 | 475,773.48 | 37,373.73 | 20,543,460.00 | 12,434,661.00 | 0.00 |
| 13: Hammonton Town | 434,909.36 | 278,271.49 | 21,073.74 | 19,056,242.00 | 0.00 | 0.00 |
| 14: Linwood City | 0.00 | 198,057.03 | 15,086.37 | 11,367,976.00 | 6,317,665.00 | 489,506.00 |
| 15: Longport Boro | 623,009.20 | 398,944.28 | 31,262.91 | 1,035,064.00 | 0.00 | 0.00 |
| 16: Margate City | 0.00 | 828,403.07 | 65,069.16 | 10,511,408.00 | 0.00 | 1,543,000.00 |
| 17: Mullica Twp | 166,920.25 | 106,805.51 | 8,389.52 | 3,891,744.00 | 2,836,141.00 | 0.00 |
| 18: Northfield City | 0.00 | 188,745.52 | 14,704.64 | 9,698,959.00 | 6,095,680.00 | 0.00 |
| 19: Pleasantville City | 268,425.01 | 172,393.31 | 13,252.97 | 9,297,825.00 | 0.00 | 0.00 |
| 20: Port Republic City | 43,124.76 | 27,595.04 | 2,167.47 | 1,705,464.00 | 0.00 | 0.00 |
| 21: Somers Point | 372,143.35 | 238,379.46 | 18,560.18 | 9,660,263.00 | 6,972,425.00 | 0.00 |
| 22: Ventnor City | 725,723.87 | 467,529.82 | 36,118.74 | 17,819,977.00 | 0.00 | 1,411,070.00 |
| 23: Weymouth Twp | 58,436.49 | 37,440.84 | 2,933.38 | 2,231,457.00 | 0.00 | 0.00 |
| ** Revalued | 7,358,789.00 | 6,092,489.00 | 472,633.81 | 362,391,541.00 | 68,180,522.00 | 4,409,798.50 |

* In addition to the credits shown elsewhere in this Abstract, a payment of \$14,430.54 will be issued to Atlantic City, representing a refund for overpayment of Open Space Taxes due to tax assessment appeals.

**Atlantic County Board of Taxation
2016 Abstract of Ratables**

| Taxing District | Column 12C (continued) | | | Column 12D |
|------------------------|---|-----------------------------------|--------------------------------|--|
| | Local Taxes to be Raised for (ii) Local Municipal Purposes | | | Total Levy on which Tax Rate is Computed |
| | (A) | (B) | (C) | |
| | Municipal Budget (adjusted for BPP) | Municipal Open Space Budget | Municipal Library Budget | |
| 01: Absecon City | 7,070,298.76 | 0.00 | 258,676.11 | 22,533,838.24 |
| 02: Atlantic City | 123,637,277.47 | 0.00 | 2,800,581.64 | 251,416,325.61 |
| 03: Brigantine City | 22,617,731.98 | 0.00 | 0.00 | 57,029,507.24 |
| 04: Buena Boro | 2,888,502.35 | 0.00 | 0.00 | 8,449,880.14 |
| 05: Buena Vista Twp | 2,554,576.10 | 0.00 | 0.00 | 15,349,722.76 |
| 06: Corbin City ** | 149,677.00 | 0.00 | 0.00 | 920,867.06 |
| 07: Egg Harbor City | 4,235,739.00 | 0.00 | 0.00 | 10,146,191.20 |
| 08: Egg Harbor Twp | 22,096,097.00 | 817,810.00 | 0.00 | 122,917,121.03 |
| 09: Estell Manor | 477,522.80 | 0.00 | 0.00 | 3,711,222.30 |
| 10: Folsom Boro | 652,911.27 | 0.00 | 0.00 | 3,358,972.63 |
| 11: Galloway Twp | 17,906,905.76 | 0.00 | 0.00 | 82,449,487.57 |
| 12: Hamilton Twp | 17,837,044.85 | 0.00 | 0.00 | 62,450,050.70 |
| 13: Hammonton Town | 8,872,804.35 | 0.00 | 0.00 | 34,753,382.86 |
| 14: Linwood City | 8,496,114.00 | 0.00 | 321,955.00 | 31,530,486.82 |
| 15: Longport Boro | 6,017,352.63 | 0.00 | 0.00 | 16,800,172.03 |
| 16: Margate City | 22,085,726.45 | 0.00 | 1,296,679.00 | 54,398,807.42 |
| 17: Mullica Twp | 3,560,910.02 | 0.00 | 0.00 | 12,900,526.65 |
| 18: Northfield City | 8,241,046.20 | 0.00 | 304,404.28 | 28,644,493.20 |
| 19: Pleasantville City | 21,642,961.00 | 0.00 | 0.00 | 35,140,574.71 |
| 20: Port Republic City | 507,964.00 | 15,627.00 | 0.00 | 2,903,791.52 |
| 21: Somers Point | 10,628,278.01 | 0.00 | 0.00 | 33,085,846.74 |
| 22: Ventnor City | 21,049,632.00 | 0.00 | 0.00 | 51,631,603.26 |
| 23: Weymouth Twp | 668,245.46 | 16,950.00 | 0.00 | 3,830,754.52 |
| ** Revalued | 333,895,318.46 | 850,387.00 | 4,982,296.03 | 946,353,626.21 |

**Atlantic County Board of Taxation
2016 Abstract of Ratables**

| Taxing District | Column 13 | | | | | | |
|------------------------|------------------------------------|-------------------|----------------------|-----------------------|---------------------------|----------------------|---|
| | Real Property Exempt From Taxation | | | | | | |
| | (A) | (B) | (C) | (D) | (E) | (F) | (G) |
| | Public School | Other School | Public Property | Church and Charitable | Cemetaries and Graveyards | Other Exempts | Total Amount of Exempts (13A+B+C+D+E+F) |
| 01: Absecon City | 16,660,100 | 12,870,800 | 30,406,900 | 10,567,200 | 0 | 8,186,900 | 78,691,900 |
| 02: Atlantic City | 187,208,800 | 3483200 | 2,121,484,600 | 209,457,000 | 0 | 2,179,173,100 | 4,700,806,700 |
| 03: Brigantine City | 32,868,700 | 0 | 161,231,700 | 5,756,500 | 0 | 12,850,500 | 212,707,400 |
| 04: Buena Boro | 6,559,700 | 2,214,800 | 5,529,500 | 5,369,800 | 274,800 | 28,111,900 | 48,060,500 |
| 05: Buena Vista Twp | 20,771,100 | 18,395,700 | 14,914,900 | 4,021,700 | 355,700 | 15,194,300 | 73,653,400 |
| 06: Corbin City ** | 0 | 1500 | 1,717,900 | 281,000 | 62,900 | 6,059,475 | 8,122,775 |
| 07: Egg Harbor City | 36,818,500 | 1,533,700 | 23,356,100 | 8,295,200 | 157,000 | 12,180,900 | 82,341,400 |
| 08: Egg Harbor Twp | 173,125,000 | 0 | 321,619,200 | 63,950,000 | 12,012,200 | 48,251,100 | 618,957,500 |
| 09: Estell Manor | 4,721,400 | 0 | 22,323,900 | 1,053,300 | 49,200 | 2,243,600 | 30,391,400 |
| 10: Folsom Boro | 1,738,100 | 0 | 2,970,800 | 1,099,900 | 0 | 541,200 | 6,350,000 |
| 11: Galloway Twp | 415,028,497 | 15,530,600 | 84,193,200 | 74,537,300 | 505,200 | 230,419,800 | 820,214,597 |
| 12: Hamilton Twp | 132,021,300 | 1,918,600 | 127,213,400 | 11,036,305 | 4,721,300 | 167,314,401 | 444,225,306 |
| 13: Hammonton Town | 64,871,500 | 5,180,300 | 42,628,800 | 24,205,200 | 674,200 | 19,457,800 | 157,017,800 |
| 14: Linwood City | 43,754,200 | 426,200 | 11,984,700 | 22,782,800 | 244,700 | 4,363,600 | 83,556,200 |
| 15: Longport Boro | 0 | 0 | 48,088,300 | 8,792,800 | 0 | 556,700 | 57,437,800 |
| 16: Margate City | 17,235,400 | 780,000 | 118,224,500 | 29,406,200 | 0 | 5,773,400 | 171,419,500 |
| 17: Mullica Twp | 3,958,300 | 0 | 14,735,800 | 2,468,200 | 222,100 | 3,346,600 | 24,731,000 |
| 18: Northfield City | 6,142,170 | 798,000 | 82,968,400 | 22,121,400 | 5,000 | 3,418,100 | 115,453,070 |
| 19: Pleasantville City | 55,011,500 | 0 | 22,707,100 | 35,963,600 | 10,372,800 | 90,681,900 | 214,736,900 |
| 20: Port Republic City | 1,177,600 | 0 | 4,369,600 | 760,700 | 146,500 | 487,200 | 6,941,600 |
| 21: Somers Point | 26,560,600 | 14,997,800 | 38,771,200 | 15,958,800 | 79,400 | 256,268,000 | 352,635,800 |
| 22: Ventnor City | 15,808,900 | 0 | 28,052,980 | 10,894,190 | 0 | 11,967,980 | 66,724,050 |
| 23: Weymouth Twp | 3,931,200 | 0 | 3,009,500 | 947,800 | 0 | 1,303,600 | 9,192,100 |
| ** Revalued | 1,265,972,567 | 78,131,200 | 3,332,502,980 | 569,726,895 | 29,883,000 | 3,108,152,056 | 8,384,368,698 |

**Atlantic County Board of Taxation
2016 Abstract of Ratables**

| Taxing District | Column 14 | | | | Column 15 | |
|------------------------|--|------------------------------------|------------------------------|--|---|---------------------|
| | Amount of Miscellaneous Revenues to Support Local Budget | | | | Deductions Allowed | |
| | (A) | (B) | (C) | (D) | (A) | (B) |
| | Surplus Revenue | Miscellaneous Revenues Anticipated | Receipts from Delinquent Tax | Total of Miscellaneous Revenues (Col. 14A+B+C) | Senior Citizen, Disabled and Surviving Spouse | Veterans and Widows |
| 01: Absecon City | 469,000.00 | 1,550,750.26 | 330,000.00 | 2,349,750.26 | 12,102.78 | 87,250.00 |
| 02: Atlantic City | 0.00 | 115,270,468.00 | 0.00 | 115,270,468.00 | 33,250.00 | 89,750.00 |
| 03: Brigantine City | 2,550,000.00 | 3,897,439.39 | 450,000.00 | 6,897,439.39 | 14,311.06 | 101,250.00 |
| 04: Buena Boro | 200,000.00 | 990,485.21 | 145,000.00 | 1,335,485.21 | 16,050.37 | 30,000.00 |
| 05: Buena Vista Twp | 405,000.00 | 1,464,475.37 | 108,500.00 | 1,977,975.37 | 28,250.00 | 52,000.00 |
| 06: Corbin City ** | 142,600.00 | 179,527.00 | 65,000.00 | 387,127.00 | 500.00 | 5,000.00 |
| 07: Egg Harbor City | 229,000.00 | 1,493,009.00 | 20,000.00 | 1,742,009.00 | 8,082.19 | 29,000.00 |
| 08: Egg Harbor Twp | 560,000.00 | 17,016,823.00 | 174,904.00 | 17,751,727.00 | 61,608.34 | 263,000.00 |
| 09: Estell Manor | 160,000.00 | 423,361.45 | 120,000.00 | 703,361.45 | 4,471.24 | 16,500.00 |
| 10: Folsom Boro | 383,500.00 | 289,550.68 | 100,000.00 | 773,050.68 | 5,000.00 | 14,750.00 |
| 11: Galloway Twp | 4,375,000.00 | 5,142,056.51 | 20,000.00 | 9,537,056.51 | 58,000.00 | 274,750.00 |
| 12: Hamilton Twp | 2,820,700.00 | 4,544,859.30 | 500,000.00 | 7,865,559.30 | 41,250.00 | 147,750.00 |
| 13: Hammonton Town | 1,490,000.00 | 2,775,494.14 | 70,000.00 | 4,335,494.14 | 46,537.91 | 98,000.00 |
| 14: Linwood City | 165,000.00 | 2,487,558.00 | 510,000.00 | 3,162,558.00 | 8,182.19 | 63,000.00 |
| 15: Longport Boro | 695,000.00 | 926,595.64 | 125,000.00 | 1,746,595.64 | 1,000.00 | 14,000.00 |
| 16: Margate City | 3,400,000.00 | 2,954,827.87 | 570,000.00 | 6,924,827.87 | 8,125.00 | 73,250.00 |
| 17: Mullica Twp | 660,500.00 | 926,615.78 | 385,000.00 | 1,972,115.78 | 18,875.00 | 50,000.00 |
| 18: Northfield City | 1,300,000.00 | 2,850,720.03 | 450,000.00 | 4,600,720.03 | 20,250.00 | 89,750.00 |
| 19: Pleasantville City | 363,494.00 | 7,341,015.00 | 35,000.00 | 7,739,509.00 | 36,875.00 | 55,750.00 |
| 20: Port Republic City | 193,100.00 | 809,207.00 | 76,500.00 | 1,078,807.00 | 1,250.00 | 12,750.00 |
| 21: Somers Point | 1,209,000.00 | 3,191,380.30 | 675,000.00 | 5,075,380.30 | 23,750.00 | 79,000.00 |
| 22: Ventnor City | 2,500,000.00 | 3,195,191.00 | 1,100,000.00 | 6,795,191.00 | 17,375.00 | 67,500.00 |
| 23: Weymouth Twp | 231,000.00 | 433,647.92 | 0.00 | 664,647.92 | 2,500.00 | 12,750.00 |
| ** Revalued | 24,501,894.00 | 180,155,057.85 | 6,029,904.00 | 210,686,855.85 | 467,596.08 | 1,726,750.00 |

**Atlantic County Board of Taxation
2016 Abstract of Ratables**

| Taxing District | Addendum 'A' to the Abstract of Ratables: Assessed Value of Partial Exemptions & Abatements (Column 3) | | | | | | | | |
|------------------------|--|------------------|-----------------|----------------------|------------------|---------------|------------------|----------------------|-------------------|
| | -1- | -2- | -3- | -4- | -5- | -6- | -7- | -8- | -9- |
| | Pollution Control | Fire Suppression | Fallout Shelter | Water/Sewer Facility | Renewable Energy | UEZ Abatement | Home Improvement | MultiFamily Dwelling | Class 4 Abatement |
| 01: Absecon City | 0 | 339,000 | 0 | 0 | 0 | 0 | 0 | 0 | 0 |
| 02: Atlantic City | 0 | 0 | 0 | 0 | 0 | 0 | 0 | 0 | 0 |
| 03: Brigantine City | 0 | 0 | 0 | 0 | 0 | 0 | 0 | 0 | 0 |
| 04: Buena Boro | 0 | 0 | 0 | 0 | 0 | 0 | 0 | 0 | 0 |
| 05: Buena Vista Twp | 0 | 0 | 0 | 0 | 0 | 0 | 0 | 0 | 0 |
| 06: Corbin City ** | 0 | 0 | 0 | 0 | 0 | 0 | 0 | 0 | 0 |
| 07: Egg Harbor City | 0 | 0 | 0 | 0 | 0 | 0 | 0 | 0 | 0 |
| 08: Egg Harbor Twp | 0 | 0 | 0 | 0 | 0 | 0 | 0 | 0 | 0 |
| 09: Estell Manor | 0 | 0 | 0 | 0 | 0 | 0 | 0 | 0 | 0 |
| 10: Folsom Boro | 0 | 0 | 0 | 0 | 0 | 0 | 0 | 0 | 0 |
| 11: Galloway Twp | 0 | 0 | 0 | 0 | 0 | 0 | 0 | 0 | 0 |
| 12: Hamilton Twp | 0 | 1,910,800 | 0 | 0 | 0 | 0 | 0 | 0 | 0 |
| 13: Hammonton Town | 0 | 0 | 0 | 0 | 0 | 0 | 0 | 0 | 0 |
| 14: Linwood City | 0 | 0 | 0 | 0 | 0 | 0 | 0 | 0 | 0 |
| 15: Longport Boro | 0 | 0 | 0 | 0 | 0 | 0 | 0 | 0 | 0 |
| 16: Margate City | 0 | 0 | 0 | 0 | 0 | 0 | 0 | 0 | 0 |
| 17: Mullica Twp | 0 | 0 | 0 | 0 | 0 | 0 | 0 | 0 | 0 |
| 18: Northfield City | 0 | 0 | 0 | 0 | 0 | 0 | 0 | 0 | 0 |
| 19: Pleasantville City | 0 | 0 | 0 | 0 | 0 | 0 | 46,000 | 0 | 0 |
| 20: Port Republic City | 0 | 0 | 0 | 0 | 0 | 0 | 0 | 0 | 0 |
| 21: Somers Point | 0 | 0 | 0 | 0 | 0 | 0 | 0 | 0 | 0 |
| 22: Ventnor City | 0 | 0 | 0 | 0 | 0 | 0 | 0 | 0 | 0 |
| 23: Weymouth Twp | 0 | 0 | 0 | 0 | 0 | 0 | 0 | 0 | 0 |
| ** Revalued | 0 | 2,249,800 | 0 | 0 | 0 | 0 | 46,000 | 0 | 0 |

**Atlantic County Board of Taxation
2016 Abstract of Ratables**

| Taxing District | Addendum 'A' (continued): Assessed Value of Partial Exemptions & Abatements (Column 3) | | | | | | | Total Value |
|------------------------|--|--------------------|-----------------------------------|-----------------------------------|-------------------------|-------------------------|---------------------------------|-------------|
| | -10- | -11- | -12- | -13- | -14- | -15- | -16- | |
| | Dwelling Abatement | Dwelling Exemption | New Dwelling Conversion Abatement | New Dwelling Conversion Exemption | MultiDwelling Exemption | MultiDwelling Abatement | Commercial/Industrial Exemption | |
| 01: Absecon City | 0 | 0 | 0 | 0 | 0 | 0 | 0 | 339,000 |
| 02: Atlantic City | 0 | 0 | 0 | 29,300 | 0 | 0 | 0 | 29,300 |
| 03: Brigantine City | 0 | 0 | 0 | 0 | 0 | 0 | 0 | - |
| 04: Buena Boro | 0 | 0 | 0 | 0 | 0 | 0 | 0 | - |
| 05: Buena Vista Twp | 0 | 0 | 0 | 0 | 0 | 0 | 346,600 | 346,600 |
| 06: Corbin City ** | 0 | 0 | 0 | 0 | 0 | 0 | 0 | - |
| 07: Egg Harbor City | 0 | 148,200 | 0 | 0 | 0 | 0 | 0 | 148,200 |
| 08: Egg Harbor Twp | 0 | 0 | 0 | 0 | 0 | 0 | 0 | - |
| 09: Estell Manor | 0 | 0 | 0 | 0 | 0 | 0 | 0 | - |
| 10: Folsom Boro | 0 | 0 | 0 | 0 | 0 | 0 | 0 | - |
| 11: Galloway Twp | 0 | 0 | 0 | 0 | 0 | 0 | 0 | - |
| 12: Hamilton Twp | 0 | 0 | 0 | 0 | 0 | 0 | 0 | 1,910,800 |
| 13: Hammonton Town | 0 | 0 | 0 | 0 | 0 | 0 | 0 | - |
| 14: Linwood City | 0 | 0 | 0 | 0 | 0 | 0 | 0 | - |
| 15: Longport Boro | 0 | 0 | 0 | 0 | 0 | 0 | 0 | - |
| 16: Margate City | 0 | 0 | 0 | 0 | 0 | 0 | 0 | - |
| 17: Mullica Twp | 0 | 0 | 0 | 0 | 0 | 0 | 0 | - |
| 18: Northfield City | 0 | 0 | 0 | 0 | 0 | 0 | 0 | - |
| 19: Pleasantville City | 0 | 10,000 | 0 | 0 | 0 | 0 | 302,800 | 358,800 |
| 20: Port Republic City | 0 | 0 | 0 | 0 | 0 | 0 | 0 | - |
| 21: Somers Point | 0 | 0 | 0 | 0 | 0 | 0 | 0 | - |
| 22: Ventnor City | 0 | 0 | 0 | 3,396,000 | 0 | 0 | 0 | 3,396,000 |
| 23: Weymouth Twp | 0 | 0 | 0 | 0 | 0 | 0 | 0 | - |
| ** Revalued | 0 | 158,200 | 0 | 3,425,300 | 0 | 0 | 649,400 | 6,528,700 |

**Atlantic County Board of Taxation
2016 Abstract of Ratables**

| Taxing District | Addendum: State Aid Adjustment for BPP | | | Addendum: REAP Distribution Summary | | |
|------------------------|--|--------------------------|-----------------------------|-------------------------------------|-----------------------|--------------------|
| | -1- | -2- | -3- | -1- | -2- | -3- |
| | County Budget BPP Aid | School Budget BPP Aid | Municipal Budget BPP Aid | Property Assessments | Amount of REAP Aid | Tax Rate Credit |
| 01: Absecon City | 0 | 0 | 0 | 0 | 0 | 0 |
| 02: Atlantic City | 0 | 0 | 0 | 0 | 0 | 0 |
| 03: Brigantine City | 0 | 0 | 0 | 0 | 0 | 0 |
| 04: Buena Boro | 0 | 12,425.00 | 0 | 0 | 0 | 0 |
| 05: Buena Vista Twp | 0 | 0 | 0 | 0 | 0 | 0 |
| 06: Corbin City ** | 0 | 0 | 0 | 0 | 0 | 0 |
| 07: Egg Harbor City | 0 | 18,423.00 | 0 | 0 | 0 | 0 |
| 08: Egg Harbor Twp | 0 | 0 | 0 | 0 | 0 | 0 |
| 09: Estell Manor | 0 | 0 | 0 | 0 | 0 | 0 |
| 10: Folsom Boro | 0 | 0 | 0 | 0 | 0 | 0 |
| 11: Galloway Twp | 0 | 0 | 0 | 0 | 0 | 0 |
| 12: Hamilton Twp | 0 | 0 | 0 | 0 | 0 | 0 |
| 13: Hammonton Town | 0 | 0 | 0 | 0 | 0 | 0 |
| 14: Linwood City | 0 | 0 | 0 | 0 | 0 | 0 |
| 15: Longport Boro | 0 | 0 | 0 | 0 | 0 | 0 |
| 16: Margate City | 0 | 0 | 0 | 0 | 0 | 0 |
| 17: Mullica Twp | 0 | 0 | 0 | 0 | 0 | 0 |
| 18: Northfield City | 0 | 0 | 0 | 0 | 0 | 0 |
| 19: Pleasantville City | 0 | 77,212.00 | 0 | 0 | 0 | 0 |
| 20: Port Republic City | 0 | 0 | 0 | 0 | 0 | 0 |
| 21: Somers Point | 0 | 0 | 0 | 0 | 0 | 0 |
| 22: Ventnor City | 0 | 0 | 0 | 0 | 0 | 0 |
| 23: Weymouth Twp | 0 | 0 | 0 | 0 | 0 | 0 |
| ** Revalued | 0 | 108,060.00 | 0 | 0 | 0 | 0 |

**Atlantic County Board of Taxation
2016 Abstract of Ratables**

| Taxing District | Addendum: Equalized Value Based on in Lieu of Taxes | | | | |
|------------------------|---|------------------------------|------------------|-------|-------|
| | -1- | -2- | -3- | -4- | -5- |
| | C. 12 PL 1977 In Lieu of Tax | NJ Housing Finance Agency | Urban Renewal | Other | Total |
| 01: Absecon City | 0 | 0 | 0 | 0 | 0 |
| 02: Atlantic City | 0 | 0 | 0 | 0 | 0 |
| 03: Brigantine City | 0 | 0 | 0 | 0 | 0 |
| 04: Buena Boro | 0 | 0 | 0 | 0 | 0 |
| 05: Buena Vista Twp | 0 | 0 | 0 | 0 | 0 |
| 06: Corbin City ** | 0 | 0 | 0 | 0 | 0 |
| 07: Egg Harbor City | 0 | 0 | 0 | 0 | 0 |
| 08: Egg Harbor Twp | 0 | 0 | 0 | 0 | 0 |
| 09: Estell Manor | 0 | 0 | 0 | 0 | 0 |
| 10: Folsom Boro | 0 | 0 | 0 | 0 | 0 |
| 11: Galloway Twp | 0 | 0 | 0 | 0 | 0 |
| 12: Hamilton Twp | 0 | 0 | 0 | 0 | 0 |
| 13: Hammonton Town | 0 | 0 | 0 | 0 | 0 |
| 14: Linwood City | 0 | 0 | 0 | 0 | 0 |
| 15: Longport Boro | 0 | 0 | 0 | 0 | 0 |
| 16: Margate City | 0 | 0 | 0 | 0 | 0 |
| 17: Mullica Twp | 0 | 0 | 0 | 0 | 0 |
| 18: Northfield City | 0 | 0 | 0 | 0 | 0 |
| 19: Pleasantville City | 0 | 0 | 0 | 0 | 0 |
| 20: Port Republic City | 0 | 0 | 0 | 0 | 0 |
| 21: Somers Point | 0 | 0 | 0 | 0 | 0 |
| 22: Ventnor City | 0 | 0 | 0 | 0 | 0 |
| 23: Weymouth Twp | 0 | 0 | 0 | 0 | 0 |
| ** Revalued | 0 | 0 | 0 | 0 | 0 |

Atlantic County Board of Taxation 2016 Abstract of Ratables

| Taxing District | Breakdown of General Tax Rate | | | | | | | | | | | |
|------------------------|-------------------------------|-------------|--------------------|-----------------------|---------------------|---------------------|------------------|-----------------------|--------------------------|-----------------------|------------------|--------------------|
| | County Tax | Library Tax | Health Service Tax | County Open Space Tax | District School Tax | Regional School Tax | Local School Tax | Municipal Purpose Tax | Municipal Open Space Tax | Municipal Library Tax | General Tax Rate | Effective Tax Rate |
| 01: Absecon City | 0.497 | - | 0.023 | 0.002 | 1.622 | - | - | 0.996 | - | 0.036 | 3.176 | 2.923 |
| 02: Atlantic City | 0.383 | - | - | - | 1.536 | - | - | 1.898 | - | 0.043 | 3.860 | 3.376 |
| 03: Brigantine City | 0.485 | 0.035 | 0.023 | 0.002 | 0.491 | - | 0.029 | 0.699 | - | - | 1.764 | 1.665 |
| 04: Buena Boro | 0.407 | 0.030 | 0.019 | 0.001 | - | 1.427 | - | 0.978 | - | - | 2.862 | 3.235 |
| 05: Buena Vista Twp | 0.432 | 0.031 | 0.020 | 0.002 | - | 1.491 | - | 0.394 | - | - | 2.370 | 2.519 |
| 06: Corbin City ** | 0.459 | 0.033 | 0.022 | 0.002 | 1.009 | - | - | 0.295 | - | - | 1.820 | 1.825 |
| 07: Egg Harbor City | 0.479 | 0.035 | 0.023 | 0.001 | 1.445 | 0.658 | - | 1.892 | - | - | 4.533 | 4.369 |
| 08: Egg Harbor Twp | 0.465 | 0.034 | 0.022 | 0.002 | 1.924 | - | - | 0.540 | 0.020 | - | 3.007 | 2.935 |
| 09: Estell Manor | 0.498 | 0.036 | 0.023 | 0.002 | 1.528 | - | - | 0.308 | - | - | 2.395 | 2.215 |
| 10: Folsom Boro | 0.716 | 0.052 | 0.033 | 0.003 | 1.713 | - | - | 0.607 | - | - | 3.124 | 2.018 |
| 11: Galloway Twp | 0.494 | 0.036 | 0.023 | 0.002 | 1.165 | 0.673 | - | 0.663 | - | - | 3.056 | 2.829 |
| 12: Hamilton Twp | 0.495 | 0.036 | 0.023 | 0.002 | 0.980 | 0.593 | - | 0.850 | - | - | 2.979 | 2.769 |
| 13: Hammonton Town | 0.449 | 0.033 | 0.021 | 0.001 | 1.404 | - | - | 0.653 | - | - | 2.561 | 2.599 |
| 14: Linwood City | 0.442 | - | 0.021 | 0.002 | 1.162 | 0.645 | 0.050 | 0.868 | - | 0.032 | 3.222 | 3.289 |
| 15: Longport Boro | 0.479 | 0.035 | 0.022 | 0.002 | 0.057 | - | - | 0.331 | - | - | 0.926 | 0.886 |
| 16: Margate City | 0.502 | - | 0.024 | 0.002 | 0.293 | - | 0.042 | 0.613 | - | 0.036 | 1.512 | 1.384 |
| 17: Mullica Twp | 0.798 | 0.058 | 0.037 | 0.002 | 1.332 | 0.971 | - | 1.219 | - | - | 4.417 | 2.549 |
| 18: Northfield City | 0.445 | - | 0.021 | 0.002 | 1.053 | 0.661 | - | 0.893 | - | 0.033 | 3.108 | 3.181 |
| 19: Pleasantville City | 0.426 | 0.031 | 0.020 | 0.002 | 1.056 | - | - | 2.460 | - | - | 3.995 | 4.261 |
| 20: Port Republic City | 0.771 | 0.056 | 0.036 | 0.002 | 2.182 | - | - | 0.650 | 0.020 | - | 3.717 | 2.219 |
| 21: Somers Point | 0.444 | 0.032 | 0.021 | 0.002 | 0.824 | 0.594 | - | 0.906 | - | - | 2.823 | 2.915 |
| 22: Ventnor City | 0.429 | 0.031 | 0.020 | 0.002 | 0.754 | - | 0.059 | 0.891 | - | - | 2.186 | 2.300 |
| 23: Weymouth Twp | 0.505 | 0.037 | 0.024 | 0.001 | 1.379 | - | - | 0.413 | 0.010 | - | 2.369 | 2.153 |

** Revalued

**Atlantic County Board of Taxation
2016 Abstract of Ratables**


| Taxing District | Special Taxing Districts | | | | |
|---------------------|--------------------------|--------------------|---------------|---------------|-----------------------|
| | Special Taxing District | Number of Ratables | Ratable Value | Budget Amount | Special District Rate |
| 04: Buena Boro | FIRE DISTRICT: F01 | 917 | 142,537,100 | 126,075.00 | 0.089 |
| 04: Buena Boro | FIRE DISTRICT: F02 | 936 | 152,715,763 | 289,477.00 | 0.190 |
| 05: Buena Vista Twp | FIRE DISTRICT: F01 | 1,078 | 178,037,700 | 190,209.00 | 0.107 |
| 05: Buena Vista Twp | FIRE DISTRICT: F02 | 758 | 149,079,500 | 331,925.00 | 0.223 |
| 05: Buena Vista Twp | FIRE DISTRICT: F03 | 2,520 | 145,425,900 | 194,743.00 | 0.134 |
| 05: Buena Vista Twp | FIRE DISTRICT: F04 | 628 | 72,679,400 | 70,193.00 | 0.097 |
| 05: Buena Vista Twp | FIRE DISTRICT: F05 | 671 | 101,810,500 | 200,657.00 | 0.198 |
| 23: Weymouth Twp | FIRE DISTRICT: F01 | 982 | 161,497,342 | 100,841.00 | 0.063 |

**Atlantic County Board of Taxation
2016 Abstract of Ratables**

| | |
|--|----------------|
| Total Amount of Miscellaneous Revenues for the Support of the County Budget (Includes surplus revenues appropriated) | 43,247,339.98 |
| Rate per \$100 to be applied to Column 11 for apportionment of County Taxes | 0.459457743 |
| Net County Taxes Apportioned (Column 12 A iii) | 157,734,280.80 |
| * Adjustments to County Taxes Apportioned | 10,685,749.97 |
| * Net Overpayments are added to the Net Taxes Apportioned Net Underpayments are deducted from the Net Taxes Apportioned | |
| Rate per \$100 to be applied to Column 11 for apportionment of Library Taxes | 0.03291788 |
| Rate per \$100 to be applied to Column 11 for apportionment of Health Taxes | 0.02121767 |
| Rate per \$100 to be applied to Column 11 for apportionment of Open Space Taxes | 0.00125000 |

County Percentage Level of Taxable Value of Real Property is 100%


ATLANTIC COUNTY BOARD OF TAXATION



Theresa Prendergast, President



William Polistina

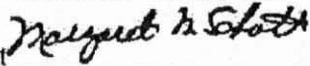


John Collette Jr.

Greg Sykora


Charles E. Woolson Jr.

Attest



Margaret Schott, County Tax Administrator

I hereby certify this to be a true copy of the Abstract of Ratables for the County of Atlantic, State of New Jersey for the year 2016 as filed with me by the Atlantic County Board of Taxation.



Bonnie Lindaw, County Treasurer