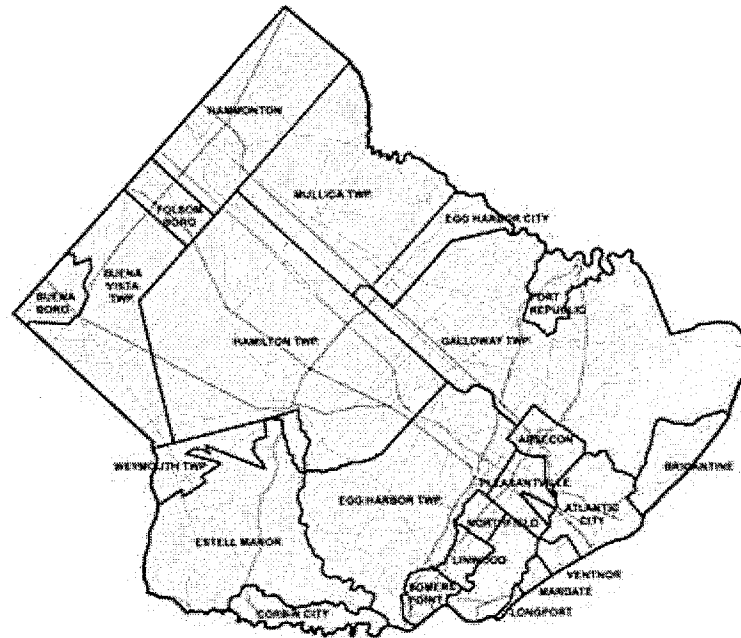


ABSTRACT OF RATABLES for ATLANTIC COUNTY 2018



Atlantic County Board of Taxation

5909 Main Street

Mays Landing, New Jersey 08330

(609) 645-5820

www.aclink.org/taxation

Dennis Levinson, County Executive
Gerald DelRosso, County Administrator



Theresa Prendergast, President
William J. Polistina, Commissioner
Greg Sykora, Commissioner
Charles E. Woolson Jr., Commissioner
James E. Schroeder, Commissioner

Margaret M. Schott, County Tax Administrator

**Atlantic County Board of Taxation
2018 Abstract of Ratables**

Taxing District	Column 1		Column 2	Column 3	Column 4	Column 5	Column 6
	Taxable Value		Taxable Value of Land and Improvements (Col. 1A+1B)	Total Taxable Value of Partial Exemptions & Abatements (Assessed Val.)	Net Taxable Value of Land & Improvements (Col. 2-3)	Taxable Value of Communication Equipment	Net Taxable Value (Col. 4+5)
	(A) Land	(B) Improvements (Includes Partial Exemptions & Abatements)					
01: Absecon City	315,551,600	389,088,800	704,640,400	339,000	704,301,400	0	704,301,400
02: Atlantic City	1,568,104,530	1,315,753,310	2,883,857,840	865,600	2,882,992,240	0	2,882,992,240
03: Brigantine City	2,050,408,500	1,215,927,700	3,266,336,200	0	3,266,336,200	0	3,266,336,200
04: Buena Boro	97,073,100	193,384,300	290,457,400	0	290,457,400	0	290,457,400
05: Buena Vista Twp	216,691,950	421,327,600	638,019,550	0	638,019,550	902,353	638,921,903
06: Corbin City	19,151,500	31,844,300	50,995,800	0	50,995,800	0	50,995,800
07: Egg Harbor City **	61,606,200	136,442,900	198,049,100	181,800	197,867,300	0	197,867,300
08: Egg Harbor Twp	1,237,997,400	2,821,721,650	4,059,719,050	0	4,059,719,050	8,661,779	4,068,380,829
09: Estell Manor	49,557,600	104,159,200	153,716,800	0	153,716,800	398,273	154,115,073
10: Folsom Boro *	64,786,100	108,579,500	173,365,600	0	173,365,600	0	173,365,600
11: Galloway Twp	810,507,000	1,883,623,600	2,694,130,600	25,000	2,694,105,600	0	2,694,105,600
12: Hamilton Twp	555,958,463	1,533,491,300	2,089,449,763	2,960,400	2,086,489,363	7,859,274	2,094,348,637
13: Hammonton Town	374,838,600	988,615,400	1,363,454,000	47,500	1,363,406,500	0	1,363,406,500
14: Linwood City	388,061,300	561,634,000	949,695,300	0	949,695,300	0	949,695,300
15: Longport Boro	1,330,136,100	498,620,700	1,828,756,800	0	1,828,756,800	0	1,828,756,800
16: Margate City	2,234,632,000	1,440,425,900	3,675,057,900	0	3,675,057,900	0	3,675,057,900
17: Mullica Twp	85,064,800	207,412,000	292,476,800	0	292,476,800	0	292,476,800
18: Northfield City	314,666,910	577,100,650	891,767,560	0	891,767,560	0	891,767,560
19: Pleasantville City	216,054,800	559,456,500	775,511,300	265,300	775,246,000	0	775,246,000
20: Port Republic City	35,243,400	79,953,600	115,197,000	22,300	115,174,700	0	115,174,700
21: Somers Point	483,527,300	663,729,700	1,147,257,000	394,773	1,146,862,227	0	1,146,862,227
22: Ventnor City	1,160,103,900	871,072,100	2,031,176,000	9,226,500	2,021,949,500	0	2,021,949,500
23: Weymouth Twp	59,692,800	102,589,500	162,282,300	0	162,282,300	435,490	162,717,790
* Reassessed	13,729,415,853	16,705,954,210	30,435,370,063	14,328,173	30,421,041,890	18,257,169	30,439,299,059
** Revalued							

**Atlantic County Board of Taxation
2018 Abstract of Ratables**

Taxing District	Column 7	Column 8	Column 9		Column 10		Column 11
	General Tax Rate Per \$100	County Equalization Ratio	True Value		Equalization		Net Valuation for County Tax Apportionment (Col. 6-9A+9B -10A+10B)
			(A)	(B)	(A)	(B)	
			UEZ Abatement Expired	Class II Railroads	Amounts Deducted	Amounts Added	
01: Absecon City	3.292	96.99%	0	0	-	22,859,602	727,161,002
02: Atlantic City	3.533	110.98%	0	0	236,177,302	-	2,646,814,938
03: Brigantine City	1.737	99.40%	0	0	-	21,358,012	3,287,694,212
04: Buena Boro	3.107	107.85%	0	0	19,753,182	-	270,704,218
05: Buena Vista Twp	2.479	109.65%	0	0	54,458,163	-	584,463,740
06: Corbin City	1.910	94.56%	0	0	-	3,044,723	54,040,523
07: Egg Harbor City **	5.264	92.87%	0	0	-	19,697,414	217,564,714
08: Egg Harbor Twp	3.142	100.57%	0	0	17,760,301	-	4,050,620,528
09: Estell Manor	2.421	95.78%	0	0	-	7,101,668	161,216,741
10: Folsom Boro *	2.004	102.86%	0	0	3,715,918	-	169,649,682
11: Galloway Twp	3.083	97.88%	0	0	-	62,164,183	2,756,269,783
12: Hamilton Twp	3.114	97.73%	0	0	-	53,456,424	2,147,805,061
13: Hammonton Town	2.696	99.96%	0	0	-	7,955,275	1,371,361,775
14: Linwood City	3.402	106.20%	0	0	54,272,778	-	895,422,522
15: Longport Boro	0.984	94.21%	0	0	-	113,071,573	1,941,828,373
16: Margate City	1.563	90.33%	0	0	-	397,331,098	4,072,388,998
17: Mullica Twp	4.698	64.01%	0	0	-	165,623,323	458,100,123
18: Northfield City	3.348	101.44%	0	0	9,755,324	-	882,012,236
19: Pleasantville City	4.673	109.50%	0	0	63,476,392	-	711,769,608
20: Port Republic City	2.680	93.92%	0	0	-	7,691,896	122,866,596
21: Somers Point	3.067	104.07%	0	0	42,185,604	-	1,104,676,623
22: Ventnor City	2.634	92.74%	0	0	-	160,873,340	2,182,822,840
23: Weymouth Twp	2.462	91.77%	0	0	-	14,945,102	177,662,892
* Reassessed			0	0	501,554,964	1,057,173,633	30,994,917,728
** Revalued							

**Atlantic County Board of Taxation
2018 Abstract of Ratables**

Taxing District	Column 12B			Column 12C		
	County Library Taxes Apportioned	County Health Service Taxes Apportioned	County Open Space Taxes Apportioned	Local Taxes to be Raised for (i) District School Purposes		
				(A)	(B)	(C)
				District School (Adjusted for BPP)	Regional, Consolidated & Joint School (Adj for BPP)	Local School
01: Absecon City	0.00	157,147.99	9,540.92	12,174,453.00	0.00	0.00
02: Atlantic City	0.00	0.00	9,656.19	43,014,887.00	0.00	0.00
03: Brigantine City	1,095,013.13	713,947.93	43,322.65	15,888,114.00	0.00	935,105.56
04: Buena Boro	89,656.60	58,437.47	3,541.49	0.00	4,608,982.00	0.00
05: Buena Vista Twp	192,244.92	125,665.40	7,555.87	0.00	9,975,840.00	0.00
06: Corbin City	17,979.09	11,722.84	712.84	510,842.00	0.00	0.00
07: Egg Harbor City **	72,186.70	47,060.46	2,859.76	3,242,206.00	1,495,236.00	0.00
08: Egg Harbor Twp	1,321,893.42	863,206.36	50,927.31	81,995,515.00	0.00	0.00
09: Estell Manor	53,928.87	35,156.40	2,142.75	2,374,305.00	0.00	0.00
10: Folsom Boro *	56,275.84	36,703.04	2,194.60	1,871,223.00	0.00	0.00
11: Galloway Twp	918,426.76	598,799.37	36,484.96	32,419,298.00	18,694,583.00	0.00
12: Hamilton Twp	716,759.42	467,335.60	28,487.27	21,810,416.00	13,402,243.00	0.00
13: Hammonton Town	456,174.18	297,461.99	17,992.21	19,649,695.00	0.00	0.00
14: Linwood City	0.00	191,458.75	11,439.10	11,420,464.00	6,714,882.00	567,642.00
15: Longport Boro	646,947.59	421,804.71	25,688.75	1,196,879.00	0.00	0.00
16: Margate City	0.00	887,543.88	54,086.79	10,511,408.00	0.00	1,561,000.00
17: Mullica Twp	153,068.10	99,791.73	6,083.66	4,482,949.00	2,981,200.00	0.00
18: Northfield City	0.00	188,839.14	11,403.59	10,051,890.00	6,386,317.00	0.00
19: Pleasantville City	231,183.73	150,755.77	8,979.86	9,820,309.00	0.00	0.00
20: Port Republic City	41,064.64	26,771.45	1,632.40	1,793,295.00	0.00	0.00
21: Somers Point	366,323.01	238,877.92	14,406.81	10,657,006.00	7,339,959.00	0.00
22: Ventnor City	729,418.20	475,519.52	28,994.34	17,055,694.00	0.00	1,411,850.00
23: Weymouth Twp	59,348.80	38,693.28	2,357.12	2,315,858.00	0.00	0.00
* Reassessed	7,217,893.00	6,132,701.00	380,491.24	314,256,706.00	71,599,242.00	4,475,597.56
** Revalued						

**Atlantic County Board of Taxation
2018 Abstract of Ratables**

Taxing District	Column 12C (continued)			Column 12D
	Local Taxes to be Raised for (ii) Local Municipal Purposes			Total Levy on which Tax Rate is Computed
	(A)	(B)	(C)	
	Municipal Budget (adjusted for BPP)	Municipal Open Space Budget	Municipal Library Budget	
01: Absecon City	7,000,241.04	0.00	242,613.39	23,184,024.51
02: Atlantic City	51,843,952.99	0.00	933,089.36	101,848,359.77
03: Brigantine City	21,694,216.94	0.00	0.00	56,727,436.28
04: Buena Boro	2,923,637.64	0.00	0.00	9,023,867.89
05: Buena Vista Twp	2,662,418.35	0.00	0.00	15,835,567.01
06: Corbin City	164,136.00	0.00	0.00	973,935.92
07: Egg Harbor City **	4,477,369.00	0.00	0.00	10,415,178.81
08: Egg Harbor Twp	22,953,400.00	811,944.00	0.00	127,804,636.65
09: Estell Manor	459,933.31	0.00	0.00	3,730,725.83
10: Folsom Boro *	665,846.15	0.00	0.00	3,473,736.12
11: Galloway Twp	16,659,738.01	0.00	0.00	83,044,987.48
12: Hamilton Twp	18,072,383.80	0.00	0.00	65,201,400.35
13: Hammonton Town	9,513,615.58	0.00	0.00	36,751,131.75
14: Linwood City	8,702,694.00	0.00	301,805.00	32,302,156.30
15: Longport Boro	6,027,922.92	0.00	0.00	17,982,153.96
16: Margate City	22,723,583.06	0.00	1,341,000.00	57,408,473.86
17: Mullica Twp	3,730,935.51	0.00	0.00	13,739,748.94
18: Northfield City	8,586,975.42	0.00	298,559.00	29,850,749.57
19: Pleasantville City	22,553,398.00	0.00	0.00	36,226,579.98
20: Port Republic City	586,870.00	23,035.00	0.00	3,085,873.79
21: Somers Point	11,079,040.63	0.00	0.00	35,171,571.93
22: Ventnor City	22,653,324.22	0.00	0.00	53,247,042.78
23: Weymouth Twp	686,250.44	16,271.78	0.00	4,005,052.51
* Reassessed	266,421,883.01	851,250.78	3,117,066.75	821,034,391.99
** Revalued				

**Atlantic County Board of Taxation
2018 Abstract of Ratables**

Taxing District	Column 13						
	Real Property Exempt From Taxation						
	(A)	(B)	(C)	(D)	(E)	(F)	(G)
	Public School	Other School	Public Property	Church and Charitable	Cemetaries and Graveyards	Other Exempts	Total Amount of Exempts (13A+B+C+D+E+F)
01: Absecon City	16,660,100	13,283,700	32,141,900	10,632,200	0	13,377,700	86,095,600
02: Atlantic City	155,183,800	3,922,700	2,443,395,800	255,076,300	0	4,744,522,000	7,602,100,600
03: Brigantine City	32,868,700	0	160,668,400	5,848,500	0	14,812,000	214,197,600
04: Buena Boro	6,559,700	2,214,800	5,924,600	5,369,800	274,800	28,067,600	48,411,300
05: Buena Vista Twp	20,771,100	18,395,700	14,993,000	3,819,000	355,700	17,078,000	75,412,500
06: Corbin City	0	1,500	1,717,900	281,000	62,900	6,059,475	8,122,775
07: Egg Harbor City **	42,939,200	4,322,221	40,733,500	16,394,500	129,900	26,358,000	130,877,321
08: Egg Harbor Twp	173,125,000	0	341,815,200	64,675,900	12,012,200	73,197,200	664,825,500
09: Estell Manor	4,721,400	0	22,325,900	1,378,900	49,200	2,181,100	30,656,500
10: Folsom Boro *	2,575,600	0	6,065,700	1,863,900	0	1,516,100	12,021,300
11: Galloway Twp	415,183,197	12,093,600	84,600,500	74,683,900	505,200	234,826,500	821,892,897
12: Hamilton Twp	151,605,300	1,790,300	256,534,801	13,282,705	4,721,300	18,691,100	446,625,506
13: Hammonton Town	63,290,900	8,693,200	41,515,100	22,163,100	674,200	19,082,100	155,418,600
14: Linwood City	43,754,200	426,200	12,408,700	23,053,700	244,700	4,291,000	84,178,500
15: Longport Boro	0	0	48,088,300	8,792,800	0	0	56,881,100
16: Margate City	17,235,400	780,000	118,179,100	26,302,000	0	6,770,900	169,267,400
17: Mullica Twp	3,958,300	0	15,152,400	2,650,400	169,100	4,274,700	26,204,900
18: Northfield City	6,142,170	798,000	82,968,400	22,121,400	5,000	4,560,700	116,595,670
19: Pleasantville City	54,813,200	0	19,070,900	35,399,900	10,347,200	92,298,700	211,929,900
20: Port Republic City	2,911,600	0	5,958,700	1,492,700	228,400	996,100	11,587,500
21: Somers Point	26,560,600	17,292,200	38,770,200	15,958,800	79,400	268,725,600	367,386,800
22: Ventnor City	30,277,900	0	36,144,900	23,262,400	0	17,477,700	107,162,900
23: Weymouth Twp	3,931,200	0	3,024,500	947,800	0	1,525,400	9,428,900
* Reassessed	1,275,068,567	84,014,121	3,832,198,401	635,451,605	29,859,200	5,600,689,675	11,457,281,569
** Revalued							

**Atlantic County Board of Taxation
2018 Abstract of Ratables**

Taxing District	Column 14				Column 15	
	Amount of Miscellaneous Revenues to Support Local Budget				Deductions Allowed	
	(A)	(B)	(C)	(D)	(A)	(B)
	Surplus Revenue	Miscellaneous Revenues Anticipated	Receipts from Delinquent Tax	Total of Miscellaneous Revenues (Col. 14A+B+C)	Senior Citizen, Disabled and Surviving Spouse	Veterans and Widows
01: Absecon City	500,000.00	2,612,145.57	220,000.00	3,332,145.57	13,000.00	77,500.00
02: Atlantic City	0.00	170,557,832.24	2,000,000.00	172,557,832.24	40,750.00	72,750.00
03: Brigantine City	2,850,000.00	4,422,975.84	418,000.00	7,690,975.84	13,750.00	90,750.00
04: Buena Boro	134,000.00	963,249.59	130,520.00	1,227,769.59	15,500.00	26,250.00
05: Buena Vista Twp	700,000.00	1,846,837.98	250,000.00	2,796,837.98	27,125.00	45,000.00
06: Corbin City	111,100.00	179,028.00	64,000.00	354,128.00	500.00	4,500.00
07: Egg Harbor City **	235,000.00	2,663,962.00	4,500.00	2,903,462.00	10,250.00	24,750.00
08: Egg Harbor Twp	1,450,000.00	16,334,035.00	241,617.00	18,025,652.00	65,250.00	237,250.00
09: Estell Manor	142,000.00	578,995.83	100,000.00	820,995.83	4,750.00	15,250.00
10: Folsom Boro *	377,000.00	516,734.22	100,000.00	993,734.22	7,000.00	12,500.00
11: Galloway Twp	5,500,000.00	5,580,614.69	25,000.00	11,105,614.69	49,000.00	240,500.00
12: Hamilton Twp	3,854,852.66	4,772,029.55	500,000.00	9,126,882.21	37,500.00	132,000.00
13: Hammonton Town	1,600,000.00	2,621,262.99	10,000.00	4,231,262.99	47,500.00	88,500.00
14: Linwood City	460,000.00	2,554,166.32	375,000.00	3,389,166.32	7,000.00	55,250.00
15: Longport Boro	850,000.00	887,035.00	90,000.00	1,827,035.00	1,250.00	12,250.00
16: Margate City	2,930,000.00	3,511,959.00	570,000.00	7,011,959.00	6,625.00	67,750.00
17: Mullica Twp	520,000.00	1,127,134.07	435,000.00	2,082,134.07	17,250.00	45,750.00
18: Northfield City	1,000,000.00	3,142,107.00	360,000.00	4,502,107.00	14,250.00	76,500.00
19: Pleasantville City	1,200,000.00	6,264,675.00	162,000.00	7,626,675.00	50,000.00	46,501.00
20: Port Republic City	220,000.00	287,457.00	77,500.00	584,957.00	1,250.00	12,750.00
21: Somers Point	1,546,769.95	2,522,483.77	620,000.00	4,689,253.72	20,000.00	68,250.00
22: Ventnor City	2,300,000.00	2,884,709.23	1,113,627.50	6,298,336.73	17,000.00	58,250.00
23: Weymouth Twp	186,000.00	873,784.00	0.00	1,059,784.00	2,250.00	12,500.00
* Reassessed	28,666,722.61	237,705,213.89	7,866,764.50	274,238,701.00	468,750.00	1,523,251.00
** Revalued						

**Atlantic County Board of Taxation
2018 Abstract of Ratables**

Taxing District	Addendum: State Aid Adjustment for BPP			Addendum: REAP Distribution Summary		
	-1-	-2-	-3-	-1-	-2-	-3-
	County Budget BPP Aid	School Budget BPP Aid	Municipal Budget BPP Aid	Property Assessments	Amount of REAP Aid	Tax Rate Credit
01: Absecon City	-	-	-	-	-	-
02: Atlantic City	-	-	-	-	-	-
03: Brigantine City	-	-	-	-	-	-
04: Buena Boro	-	12,010.00	-	-	-	-
05: Buena Vista Twp	-	-	-	-	-	-
06: Corbin City	-	-	-	-	-	-
07: Egg Harbor City *	-	18,933.00	-	-	-	-
08: Egg Harbor Twp	-	-	-	-	-	-
09: Estell Manor	-	-	-	-	-	-
10: Folsom Boro *	-	-	-	-	-	-
11: Galloway Twp	-	-	-	-	-	-
12: Hamilton Twp	-	-	-	-	-	-
13: Hammonton Town	-	-	-	-	-	-
14: Linwood City	-	-	-	-	-	-
15: Longport Boro	-	-	-	-	-	-
16: Margate City	-	-	-	-	-	-
17: Mullica Twp	-	-	-	-	-	-
18: Northfield City	-	-	-	-	-	-
19: Pleasantville City	-	74,832.00	-	-	-	-
20: Port Republic City	-	-	-	-	-	-
21: Somers Point	-	-	-	-	-	-
22: Ventnor City	-	-	-	-	-	-
23: Weymouth Twp	-	-	-	-	-	-
* Reassessed	0	105,775.00	0	0	0	0
** Revalued						

**Atlantic County Board of Taxation
2018 Abstract of Ratables**

Taxing District	Addendum: Equalized Value Based on in Lieu of Taxes				
	-1-	-2-	-3-	-4-	-5-
	C. 12 PL 1977 In Lieu of Tax	NJ Housing Finance Agency	Urban Renewal	Other	Total
01: Absecon City	-	-	-	-	-
02: Atlantic City	-	-	-	-	-
03: Brigantine City	-	-	-	-	-
04: Buena Boro	-	-	-	-	-
05: Buena Vista Twp	-	-	-	-	-
06: Corbin City	-	-	-	-	-
07: Egg Harbor City **	-	-	-	-	-
08: Egg Harbor Twp	-	-	-	-	-
09: Estell Manor	-	-	-	-	-
10: Folsom Boro *	-	-	-	-	-
11: Galloway Twp	-	-	-	-	-
12: Hamilton Twp	-	-	-	-	-
13: Hammonton Town	-	-	-	-	-
14: Linwood City	-	-	-	-	-
15: Longport Boro	-	-	-	-	-
16: Margate City	-	-	-	-	-
17: Mullica Twp	-	-	-	-	-
18: Northfield City	-	-	-	-	-
19: Pleasantville City	-	-	-	-	-
20: Port Republic City	-	-	-	-	-
21: Somers Point	-	-	-	-	-
22: Ventnor City	-	-	-	-	-
23: Weymouth Twp	-	-	-	-	-
* Reassessed	0	0	0	0	0
** Revalued					

**Atlantic County Board of Taxation
2018 Abstract of Ratables**

Taxing District	Breakdown of General Tax Rate											
	County Tax	Library Tax	Health Service Tax	County Open Space Tax	District School Tax	Regional School Tax	Local School Tax	Municipal Purpose Tax	Municipal Open Space Tax	Municipal Library Tax	General Tax Rate	Effective Tax Rate
01: Absecon City	0.512	-	0.022	0.001	1.729	-	-	0.994	-	0.034	3.292	3.193
02: Atlantic City	0.209	-	-	-	1.493	-	-	1.799	-	0.032	3.533	3.921
03: Brigantine City	0.501	0.033	0.022	0.001	0.487	-	0.028	0.665	-	-	1.737	1.727
04: Buena Boro	0.462	0.030	0.020	0.001	-	1.587	-	1.007	-	-	3.107	3.351
05: Buena Vista Twp	0.450	0.030	0.019	0.001	-	1.562	-	0.417	-	-	2.479	2.718
06: Corbin City	0.527	0.035	0.023	0.001	1.002	-	-	0.322	-	-	1.910	1.806
07: Egg Harbor City **	0.545	0.036	0.024	0.001	1.639	0.756	-	2.263	-	-	5.264	4.889
08: Egg Harbor Twp	0.487	0.032	0.021	0.001	2.016	-	-	0.565	0.020	-	3.142	3.160
09: Estell Manor	0.523	0.035	0.022	0.001	1.541	-	-	0.299	-	-	2.421	2.319
10: Folsom Boro *	0.486	0.032	0.021	0.001	1.080	-	-	0.384	-	-	2.004	2.061
11: Galloway Twp	0.509	0.034	0.022	0.001	1.204	0.694	-	0.619	-	-	3.083	3.018
12: Hamilton Twp	0.512	0.034	0.022	0.001	1.042	0.640	-	0.863	-	-	3.114	3.043
13: Hammonton Town	0.500	0.033	0.022	0.001	1.442	-	-	0.698	-	-	2.696	2.695
14: Linwood City	0.463	-	0.020	0.001	1.203	0.708	0.059	0.917	-	0.031	3.402	3.613
15: Longport Boro	0.529	0.035	0.023	0.001	0.066	-	-	0.330	-	-	0.984	0.927
16: Margate City	0.554	-	0.024	0.001	0.287	-	0.042	0.619	-	0.036	1.563	1.412
17: Mullica Twp	0.782	0.052	0.034	0.002	1.533	1.019	-	1.276	-	-	4.698	3.007
18: Northfield City	0.485	-	0.021	0.001	1.128	0.717	-	0.963	-	0.033	3.348	3.396
19: Pleasantville City	0.447	0.029	0.019	0.001	1.267	-	-	2.910	-	-	4.673	5.117
20: Port Republic City	0.533	0.035	0.023	0.001	1.558	-	-	0.510	0.020	-	2.680	2.517
21: Somers Point	0.478	0.031	0.020	0.001	0.930	0.640	-	0.967	-	-	3.067	3.192
22: Ventnor City	0.539	0.036	0.023	0.001	0.844	-	0.070	1.121	-	-	2.634	2.443
23: Weymouth Twp	0.545	0.036	0.024	0.001	1.424	-	-	0.422	0.010	-	2.462	2.259

* Reassessed

** Revalued

**Atlantic County Board of Taxation
2018 Abstract of Ratables**

Taxing District	Special Taxing Districts				
	Special Taxing District	Number of Ratables	Ratable Value	Budget Amount	Special District Rate
04: Buena Boro	FIRE DISTRICT: F01	951	141,826,500	131,767	0.093
04: Buena Boro	FIRE DISTRICT: F02	976	148,630,900	216,548	0.146
05: Buena Vista Twp	FIRE DISTRICT: F01	1,083	170,832,650	245,025	0.144
05: Buena Vista Twp	FIRE DISTRICT: F02	762	149,500,700	334,045	0.224
05: Buena Vista Twp	FIRE DISTRICT: F03	2,517	144,321,100	194,743	0.135
05: Buena Vista Twp	FIRE DISTRICT: F04	629	72,508,400	73,497	0.102
05: Buena Vista Twp	FIRE DISTRICT: F05	669	100,856,700	208,750	0.207
23: Weymouth Twp	FIRE DISTRICT: F01	980	162,717,790	105,300	0.065

**Atlantic County Board of Taxation
2018 Abstract of Ratables**

Total Amount of Miscellaneous Revenues for the Support of the County Budget (Includes surplus revenues appropriated)	70,967,297.62
Rate per \$100 to be applied to Column 11 for apportionment of County Taxes	0.49962558
Net County Taxes Apportioned (Column 12 A iii)	146,581,560.65
* Adjustments to County Taxes Apportioned	8,276,975.99
* Net Overpayments are added to the Net Taxes Apportioned Net Underpayments are deducted from the Net Taxes Apportioned	
Rate per \$100 to be applied to Column 11 for apportionment of Library Taxes	0.03346065
Rate per \$100 to be applied to Column 11 for apportionment of Health Taxes	0.02181298
Rate per \$100 to be applied to Column 11 for apportionment of Open Space Taxes	0.00125000
County Percentage Level of Taxable Value of Real Property is 100%	

ATLANTIC COUNTY BOARD OF TAXATION

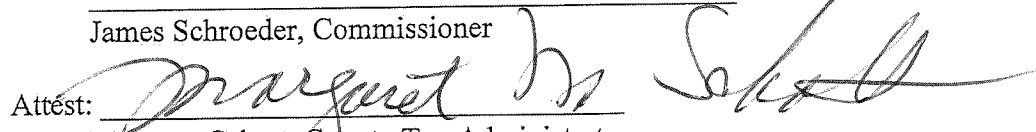

Theresa Prendergast, President


Charles Woolson Jr., Commissioner



William Polistina, Commissioner

James Schroeder, Commissioner

Greg Sykora, Commissioner

Attest: 
Margaret Schott, County Tax Administrator

I hereby certify this to be a true copy of the Abstract of Ratables for the County of Atlantic, State of New Jersey for the year 2018 as filed with me by the Atlantic County Board of Taxation.


Bonnie Lindaw, County Treasurer