

ESSEX COUNTY BOARD OF TAXATION

AMENDED

2019



ABSTRACT OF RATABLES

COMMISSIONERS

MARY DEVON O'BRIEN, PRESIDENT
JOSEPH A. DEFURIA, ESQ.
IAN R. GRODMAN, ESQ.
EVERETT M. JOHNSON, ESQ.
JAMES R. MATARAZZO, JR.

TAX ADMINISTRATOR
JOAN CODEY DURKIN, CTA

Essex County Board of Taxation
50 South Clinton Street, Suite 5200
East Orange, New Jersey 07018

Phone: 973-395-8525
Fax: 973-395-8481
Website: www.essexcountynjtaxboard.org

2019 ABSTRACT OF RATABLES FOR THE COUNTY OF ESSEX

TAXING DISTRICTS	1		2	3	4	5	6
	TAXABLE VALUE						
	(A)	(B)					
LAND	IMPROVEMENTS (INCLUDES PARTIAL EXEMPTIONS & ABATEMENTS)	TAXABLE VALUE OF LAND AND IMPROVEMENTS (COL 1A+1B)	TOTAL TAXABLE VALUE OF PARTIAL EXEMPTIONS & ABATEMENTS (ASSESSED VAL.)	NET TAXABLE VALUE OF LAND & IMPROVEMENTS (COL 2-3)	TAXABLE VALUE COMMUNICATION EQUIPMENT	NET TAXABLE VALUE (COL 4+5)	
01:BELLEVILLE TWP	1,305,225,000	1,800,041,650	3,105,266,650	0	3,105,266,650	6,433,600	3,111,700,250
02:BLOOMFIELD TWP	1,803,295,300	2,254,667,100	4,057,962,400	19,207,000	4,038,755,400	7,340,740	4,046,096,140
03:CALDWELL BORO	547,631,600	481,770,000	1,029,401,600	0	1,029,401,600	3,239,700	1,032,641,300
04:CEDAR GROVE TWP	1,113,607,300	1,104,707,700	2,218,315,000	0	2,218,315,000	1,517,300	2,219,832,300
05:EAST ORANGE CITY	677,818,100	1,775,586,300	2,453,404,400	6,874,600	2,446,529,800	8,690,879	2,455,220,679
06:ESSEX FELLS BORO	405,250,200	412,199,600	817,449,800	0	817,449,800	265,500	817,715,300
07:FAIRFIELD TWP	1,033,278,200	1,567,951,380	2,601,229,580	0	2,601,229,580	6,875,879	2,608,105,459
08:GLEN RIDGE BORO	848,423,600	851,796,100	1,700,219,700	0	1,700,219,700	850,500	1,701,070,200
09:IRVINGTON TWP	425,801,500	1,380,079,912	1,805,881,412	442,200	1,805,439,212	7,728,330	1,813,167,542
10:LIVINGSTON TWP	3,896,522,268	3,519,668,730	7,416,190,998	0	7,416,190,998	9,293,999	7,425,484,997
11:MAPLEWOOD TWP	1,919,733,300	1,945,730,900	3,865,464,200	0	3,865,464,200	2,422,457	3,867,886,657
12:MILLBURN TWP	4,558,680,900	5,186,282,000	9,744,962,900	0	9,744,962,900	6,838,593	9,751,801,493
13:MONTCLAIR TWP	3,132,922,800	3,917,693,800	7,050,616,600	0	7,050,616,600	9,411,300	7,060,027,900
14:NEWARK CITY	4,101,265,600	7,964,624,700	12,065,890,300	43,269,200	12,022,621,100	73,772,564	12,096,393,664
15:NORTH CALDWELL BORO	733,475,000	885,200,800	1,618,675,800	0	1,618,675,800	468,300	1,619,144,100
16:NUTLEY TWP	1,390,057,100	1,874,060,600	3,264,117,700	0	3,264,117,700	9,100	3,264,126,800
17:ORANGE CITY TWP	400,231,000	900,943,700	1,301,174,700	648,800	1,300,525,900	2,526,100	1,303,052,000
18:ROSELAND BORO	777,886,100	893,641,100	1,671,527,200	0	1,671,527,200	1,634,100	1,673,161,300
19:SOUTH ORANGE TWP	1,345,793,500	1,488,951,200	2,834,744,700	0	2,834,744,700	4,762,521	2,839,507,221
20:VERONA TWP	1,188,796,200	1,206,764,100	2,395,560,300	0	2,395,560,300	1,584,800	2,397,145,100
21:WEST CALDWELL TWP	1,096,737,200	1,165,567,100	2,262,304,300	0	2,262,304,300	1,327,100	2,263,631,400
22:WEST ORANGE TWP	2,292,258,580	3,295,142,800	5,587,401,380	0	5,587,401,380	9,427,715	5,596,829,095
ESSEX	34,994,690,348	45,873,071,272	80,867,761,620	70,441,800	80,797,319,820	166,421,077	80,963,740,897

2019 ABSTRACT OF RATABLES FOR THE COUNTY OF ESSEX

TAXING DISTRICTS	7	8	9		10		11
	GENERAL TAX RATE PER \$100	COUNTY EQUALI- ZATION RATIO	TRUE VALUE		EQUALIZATION		NET VALUATION FOR COUNTY TAX APPORTIONMENT (COL 6-9A+9B -10A+10B)
			(A) UEZ ABATEMENT EXPIRED	(B) CLASS II RAILROADS	(A) AMOUNTS DEDUCTED	(B) AMOUNTS ADDED	
01:BELLEVILLE TWP	3.541	108.78%	0	0	227,403,877		2,884,296,373
02:BLOOMFIELD TWP	3.981	84.89%	0	0		771,799,098	4,817,895,238
03:CALDWELL BORO	2.790	89.25%	0	0		129,084,351	1,161,725,651
04:CEDAR GROVE TWP*	2.365 *	96.09%	0	0		97,796,910	2,317,629,210
05:EAST ORANGE CITY	5.400	79.85%	0	0		649,612,497	3,104,833,176
06:ESSEX FELS BORO	1.960	102.73%	0	0	21,423,120		796,292,180
07:FAIRFIELD TWP	2.269	82.56%	0	0		575,220,693	3,183,326,152
08:GLEN RIDGE BORO	3.091	95.82%	0	0		75,572,942	1,776,643,142
09:IRVINGTON TWP	5.814	89.12%	0	0		234,286,480	2,047,454,022
10:LIVINGSTON TWP	2.616	84.96%	0	0		1,330,370,171	8,755,855,168
11:MAPLEWOOD TWP	3.226	91.46%	0	0		372,285,560	4,240,172,217
12:MILLBURN TWP	1.930	92.31%	0	0		836,169,295	10,587,970,788
13:MONTCLAIR TWP	3.146	90.23%	0	0		776,721,293	7,836,749,193
14:NEWARK CITY	3.761	80.42%	0	0		3,579,707,110	15,676,100,774
15:NORTH CALDWELL BORO	2.343	89.33%	0	0		194,622,367	1,813,766,467
16:NUTLEY TWP	3.608	85.42%	0	0		576,665,041	3,840,791,841
17:ORANGE CITY TWP	5.315	85.53%	0	0		238,483,730	1,541,535,730
18:ROSELAND BORO	2.274	93.11%	0	0		131,251,373	1,804,412,673
19:SOUTH ORANGE TWP	3.198	94.10%	0	0		183,116,822	3,022,624,043
20:VERONA TWP	2.770	96.05%	0	0		105,001,602	2,502,146,702
21:WEST CALDWELL TWP	2.580	89.59%	0	0		273,457,719	2,537,089,119
22:WEST ORANGE TWP	4.161	87.74%	0	0		799,661,091	6,396,490,186
ESSEX		%	0	0	248,826,997	11,930,886,145	92,645,800,045

* EXCLUDES GARBAGE DISTRICT RATE OF 0.073

2019 ABSTRACT OF RATABLES FOR THE COUNTY OF ESSEX

SECTION 12 - A

TAXING DISTRICT	(i)	(ii)				(iii)	(iv)	(v)
	TOTAL COUNTY TAXES APPORTIONED	ADJUSTMENTS RESULTING FROM:				NET COUNTY TAXES APPORTIONED	MUNICIPAL BUDGET STATE AID	NET COUNTY TAXES APPORTIONED LESS STATE AID (COL. 12 AIII-12AIV-COUNTY BPP ADJUSTMENT)
		(A)		(B)				
		EQUAL TABLE DEDUCT OVERPAY	APPEALS ADD UNDERPAY	APPEALS DEDUCT OVERPAY	CORRECTIONS ADD UNDERPAY			
01:BELLEVILLE TWP	13,596,173.63	.00	.00	19,477.67	.00	13,576,695.96	.00	13,576,695.96
02:BLOOMFIELD TWP	22,710,890.87	.00	.00	86,983.31	.00	22,623,907.56	.00	22,623,907.56
03:CALDWELL BORO	5,476,213.82	.00	.00	1,678.08	.00	5,474,535.74	.00	5,474,535.74
04:CEDAR GROVE TWP	10,924,983.10	.00	.00	13,363.30	.00	10,911,619.80	.00	10,911,619.80
05:EAST ORANGE CITY	14,635,753.57	.00	.00	223,575.35	.00	14,412,178.22	.00	14,412,178.22
06:ESSEX FELS BORO	3,753,611.05	.00	.00	5,467.29	.00	3,748,143.76	.00	3,748,143.76
07:FAIRFIELD TWP	15,005,758.59	.00	.00	92,277.04	.00	14,913,481.55	.00	14,913,481.55
08:GLEN RIDGE BORO	8,374,849.71	.00	.00	370.05	.00	8,374,479.66	.00	8,374,479.66
09:IRVINGTON TWP	9,651,414.69	.00	.00	119,037.03	.00	9,532,377.66	.00	9,532,377.66
10:LIVINGSTON TWP	41,273,888.58	.00	.00	75,142.97	.00	41,198,745.61	.00	41,198,745.61
11:MAPLEWOOD TWP	19,987,584.57	.00	.00	194,212.88	.00	19,793,371.69	.00	19,793,371.69
12:MILLBURN TWP	49,910,227.86	.00	.00	279,605.61	.00	49,630,622.25	.00	49,630,622.25
13:MONTCLAIR TWP	36,941,350.31	.00	.00	44,622.26	.00	36,896,728.05	.00	36,896,728.05
14:NEWARK CITY	73,894,967.91	.00	.00	2,523,891.52	.00	71,371,076.39	.00	71,371,076.39
15:NORTH CALDWELL BORO	8,549,843.92	.00	.00	11,311.09	.00	8,538,532.83	.00	8,538,532.83
16:NUTLEY TWP	18,104,960.79	.00	.00	12,054.67	.00	18,092,906.12	516,520.00	17,576,386.12
17:ORANGE CITY TWP	7,266,585.93	.00	.00	63,297.82	.00	7,203,288.11	.00	7,203,288.11
18:ROSELAND BORO	8,505,751.43	.00	.00	822.60	.00	8,504,928.83	.00	8,504,928.83
19:SOUTH ORANGE TWP	14,248,231.11	.00	.00	40,820.85	.00	14,207,410.26	.00	14,207,410.26
20:VERONA TWP	11,794,773.01	.00	.00	32,825.82	.00	11,761,947.19	.00	11,761,947.19
21:WEST CALDWELL TWP	11,959,486.72	.00	.00	30,283.79	.00	11,929,202.93	.00	11,929,202.93
22:WEST ORANGE TWP	30,152,168.82	.00	.00	73,341.00	.00	30,078,827.82	.00	30,078,827.82
ESSEX	436,719,469.99	.00	.00	3,944,462.00	.00	432,775,007.99	516,520.00	432,258,487.99

2019 ABSTRACT OF RATABLES FOR THE COUNTY OF ESSEX

TAXING DISTRICTS	SECTION 12 - B			SECTION 12 - C		
	(A)	(B)	(C)	LOCAL TAXES TO BE RAISED FOR:		
	COUNTY LIBRARY TAXES APPORTIONED	COUNTY HEALTH SERVICE TAXES APPORTIONED	COUNTY OPEN SPACE TAXES APPORTIONED	(i) DISTRICT SCHOOL PURPOSES		
				(A) DISTRICT SCHOOL (adjusted for BPP)	(B) REG., CONSOL. & JOINT SCHOOL (adjusted for BPP)	(C) LOCAL SCHOOL (adjusted for BPP)
01:BELLEVILLE TWP	.00	.00	435,835.88	42,846,456.00	.00	.00
02:BLOOMFIELD TWP	.00	.00	726,267.68	76,215,614.00	.00	.00
03:CALDWELL BORO	.00	.00	175,733.09	.00	14,832,904.00	.00
04:CEDAR GROVE TWP	.00	.00	350,281.11	29,971,603.00	.00	.00
05:EAST ORANGE CITY	.00	.00	462,953.08	24,067,511.00	.00	.00
06:ESSEX FELS BORO	.00	.00	120,319.26	4,957,274.00	3,234,228.00	.00
07:FAIRFIELD TWP	.00	.00	478,812.54	11,702,634.00	17,549,964.00	.00
08:GLEN RIDGE BORO	.00	.00	268,818.67	32,000,530.00	.00	.00
09:IRVINGTON TWP	.00	.00	306,167.98	17,459,529.00	.00	2,748,365.26
10:LIVINGSTON TWP	.00	.00	1,322,566.14	115,727,654.00	.00	.00
11:MAPLEWOOD TWP	.00	.00	635,518.58	.00	71,645,093.00	.00
12:MILLBURN TWP	.00	.00	1,593,587.58	90,429,552.00	.00	.00
13:MONTCLAIR TWP	.00	.00	1,184,410.39	118,260,105.00	.00	7,863,391.54
14:NEWARK CITY	.00	.00	2,294,271.21	133,135,104.00	.00	7,698,366.00
15:NORTH CALDWELL BORO	.00	.00	274,094.86	13,565,080.00	9,101,257.00	.00
16:NUTLEY TWP	.00	.00	580,786.25	57,710,616.00	.00	.00
17:ORANGE CITY TWP	.00	.00	231,260.55	12,393,899.00	.00	.00
18:ROSELAND BORO	.00	.00	273,006.40	8,881,520.00	9,494,227.00	.00
19:SOUTH ORANGE TWP	.00	.00	456,093.84	.00	51,780,636.00	.00
20:VERONA TWP	.00	.00	377,582.94	37,419,147.00	.00	.00
21:WEST CALDWELL TWP	.00	.00	382,931.10	.00	32,156,337.00	.00
22:WEST ORANGE TWP	.00	.00	965,576.90	140,785,541.00	.00	.00
ESSEX	.00	.00	13,896,876.03	967,529,369.00	209,794,646.00	18,310,122.80

2019 ABSTRACT OF RATABLES FOR THE COUNTY OF ESSEX

TAXING DISTRICTS	SECTION 12 - C			SECTION 12 - D TOTAL LEVY ON WHICH TAX RATE IS COMPUTED
	LOCAL TAXES TO BE RAISED FOR:			
	(ii) LOCAL MUNICIPAL PURPOSES			
	(A) MUNICIPAL BUDGET (adjusted for BPP)	(B) MUNICIPAL OPEN SPACE BUDGET	(C) MUNICIPAL LIBRARY BUDGET	
01: BELLEVILLE TWP	52,367,790.77	.00	950,151.00	110,176,929.61
02: BLOOMFIELD TWP	59,717,323.12	202,304.81	1,584,614.00	161,070,031.17
03: CALDWELL BORO	7,830,459.77	103,264.13	383,878.52	28,800,775.25
04: CEDAR GROVE TWP	10,477,608.66	.00	772,678.96	52,483,791.53
05: EAST ORANGE CITY	92,103,208.00	490,245.00	1,021,792.00	132,557,887.30
06: ESSEX FELS BORO	3,966,491.39	.00	.00	16,026,456.41
07: FAIRFIELD TWP	13,223,218.98	260,810.00	1,042,613.00	59,171,534.07
08: GLEN RIDGE BORO	11,339,832.07	.00	588,934.13	52,572,594.53
09: IRVINGTON TWP	74,691,703.08	.00	677,193.54	105,415,336.52
10: LIVINGSTON TWP	32,692,255.00	371,274.00	2,869,842.49	194,182,337.24
11: MAPLEWOOD TWP	30,877,747.71	386,790.00	1,401,476.29	124,739,997.27
12: MILLBURN TWP	42,982,861.81	.00	3,530,465.00	188,167,088.64
13: MONTCLAIR TWP	55,271,041.00	.00	2,600,327.00	222,076,002.98
14: NEWARK CITY	231,740,194.00	3,628,918.10	4,981,697.00	454,849,626.70
15: NORTH CALDWELL BORO	6,444,668.03	.00	.00	37,923,632.72
16: NUTLEY TWP	40,597,138.75	.00	1,275,613.25	117,740,540.37
17: ORANGE CITY TWP	48,533,566.93	390,916.00	503,010.67	69,255,941.26
18: ROSELAND BORO	9,960,290.90	334,632.26	598,329.00	38,046,934.39
19: SOUTH ORANGE TWP	23,055,002.18	283,950.72	1,006,223.66	90,789,316.66
20: VERONA TWP	16,004,165.00	.00	828,470.00	66,391,312.13
21: WEST CALDWELL TWP	13,087,676.26	.00	840,341.46	58,396,488.75
22: WEST ORANGE TWP	58,624,808.58	279,841.45	2,124,588.88	232,859,184.63
ESSEX	935,589,051.99	6,732,946.47	29,582,239.85	2,613,693,740.13

2019 ABSTRACT OF RATABLES FOR THE COUNTY OF ESSEX

TAXING DISTRICTS	SECTION 13						
	REAL PROPERTY EXEMPT FROM TAXATION						
	(A) PUBLIC SCHOOL	(B) OTHER SCHOOL	(C) PUBLIC PROPERTY	(D) CHURCH AND CHARITABLE	(E) CEMETERIES AND GRAVEYARDS	(F) OTHER EXEMPTS	(G) TOTAL AMOUNT OF EXEMPTS (13A+B+C+D+E+F)
01:BELLEVILLE TWP	101,397,000	13,752,800	108,604,700	59,356,800	14,185,000	115,922,914	413,219,214
02:BLOOMFIELD TWP	115,240,600	87,250,300	115,938,000	84,321,500	12,350,200	130,280,500	545,381,100
03:CALDWELL BORO	27,852,800	123,737,000	39,212,400	43,459,100	7,590,000	20,724,700	262,576,000
04:CEDAR GROVE TWP	44,512,800	0	101,214,200	43,662,800	0	32,760,500	222,150,300
05:EAST ORANGE CITY	272,789,100	8,123,000	417,267,100	123,922,500	3,565,600	183,027,200	1,008,694,500
06:ESSEX FELLS BORO	7,331,776	1,267,500	94,914,774	9,297,295	0	517,100	113,328,445
07:FAIRFIELD TWP	28,462,600	6,519,000	41,738,000	10,324,300	203,000	115,201,500	202,448,400
08:GLEN RIDGE BORO	60,231,100	0	42,681,600	12,605,100	8,587,500	11,293,100	135,398,400
09:IRVINGTON TWP	114,180,200	0	70,567,700	70,649,265	3,212,000	46,004,870	304,614,035
10:LIVINGSTON TWP	213,118,100	119,286,200	231,562,600	714,835,700	403,500	64,466,000	1,343,672,100
11:MAPLEWOOD TWP	128,836,700	0	593,867,700	55,733,500	0	91,678,400	870,116,300
12:MILLBURN TWP	128,235,700	18,661,000	416,401,600	99,737,500	5,558,600	6,307,600	674,902,000
13:MONTCLAIR TWP	158,964,700	95,122,600	153,099,400	175,376,300	9,783,100	318,528,900	910,875,000
14:NEWARK CITY	2,403,840,600	323,344,900	5,425,477,700	1,137,736,866	109,804,600	2,044,228,400	11,444,433,066
15:NORTH CALDWELL BORO	132,427,700	0	22,178,200	17,571,900	0	5,350,200	177,528,000
16:NUTLEY TWP	66,971,252	10,056,826	51,658,016	45,558,305	2,381,700	38,091,500	214,717,599
17:ORANGE CITY TWP	106,944,772	9,328,500	113,804,200	72,480,300	17,462,700	189,410,900	509,431,372
18:ROSELAND BORO	9,421,800	0	31,466,180	14,312,300	100,800	3,984,900	59,285,980
19:SOUTH ORANGE TWP	62,924,300	589,168,600	48,437,300	102,153,100	0	179,949,200	982,632,500
20:VERONA TWP	94,949,500	9,509,300	113,891,300	40,102,400	0	92,017,900	350,470,400
21:WEST CALDWELL TWP	58,335,600	16,743,400	53,115,400	5,501,600	0	2,204,500	135,900,500
22:WEST ORANGE TWP	114,210,320	52,127,920	262,346,815	151,247,500	10,041,100	53,224,000	643,197,655
ESSEX	4,451,179,020	1,483,998,846	8,549,444,885	3,089,945,931	205,229,400	3,745,174,784	21,524,972,866

2019 ABSTRACT OF RATABLES FOR THE COUNTY OF ESSEX

TAXING DISTRICTS	SECTION 14				SECTION 15	
	AMOUNT OF MISCELLANEOUS REVENUES TO SUPPORT LOCAL BUDGET				DEDUCTIONS ALLOWED	
	(A)	(B)	(C)	(D)	(A)	(B)
	SURPLUS REVENUE	MISCELLANEOUS REVENUES ANTICIPATED	RECEIPTS FROM DELINQUENT TAX	TOTAL OF MISCELLANEOUS REVENUES (COL. 14A+B+C)	SENIOR CITIZEN, DISABLED AND SURVIVING SPOUSE	VETERANS AND WIDOWS
01:BELLEVILLE TWP	1,450,000.00	16,633,266.90	75,000.00	18,158,266.90	48,500.00	105,750.00
02:BLOOMFIELD TWP	8,872,205.10	13,747,430.43	2,250,000.00	24,869,635.53	34,250.00	140,000.00
03:CALDWELL BORO	469,837.50	4,282,438.97	.00	4,752,276.47	2,500.00	29,500.00
04:CEDAR GROVE TWP	1,341,615.00	2,495,700.30	400,000.00	4,237,315.30	6,500.00	68,500.00
05:EAST ORANGE CITY	7,970,000.00	45,537,654.00	5,700,000.00	59,207,654.00	24,500.00	78,250.00
06:ESSEX FELS BORO	600,000.00	939,728.47	373,000.00	1,912,728.47	.00	7,500.00
07:FAIRFIELD TWP	3,700,000.00	4,822,673.10	437,000.00	8,959,673.10	3,750.00	51,500.00
08:GLEN RIDGE BORO	1,286,000.00	1,524,396.31	200,000.00	3,010,396.31	750.00	21,750.00
09:IRVINGTON TWP	3,929,369.90	35,197,510.90	3,025,000.00	42,151,880.80	39,750.00	53,750.00
10:LIVINGSTON TWP	1,500,000.00	9,611,025.55	15,000.00	11,126,025.55	17,500.00	131,250.00
11:MAPLEWOOD TWP	1,280,215.00	11,147,738.27	1,000,000.00	13,427,953.27	7,250.00	47,750.00
12:MILLBURN TWP	4,750,000.00	7,678,771.10	640,000.00	13,068,771.10	1,250.00	38,250.00
13:MONTCLAIR TWP	7,300,000.00	15,546,841.00	2,550,000.00	25,396,841.00	9,250.00	66,750.00
14:NEWARK CITY	24,673,000.00	439,178,055.90	6,884,000.00	470,735,055.90	56,000.00	161,000.00
15:NORTH CALDWELL BORO	505,000.00	1,874,261.74	330,000.00	2,709,261.74	750.00	24,500.00
16:NUTLEY TWP	5,027,114.00	8,775,374.00	1,200,000.00	15,002,488.00	21,750.00	139,000.00
17:ORANGE CITY TWP	4,330,000.00	18,084,436.21	3,410,000.00	25,824,436.21	25,000.00	28,500.00
18:ROSELAND BORO	1,519,000.00	2,647,165.04	218,000.00	4,384,165.04	5,000.00	32,250.00
19:SOUTH ORANGE TWP	2,114,000.00	10,838,943.15	907,000.00	13,859,943.15	3,000.00	30,250.00
20:VERONA TWP	3,025,000.00	4,158,676.68	420,000.00	7,603,676.68	5,750.00	62,000.00
21:WEST CALDWELL TWP	1,435,000.00	4,923,306.52	356,000.00	6,714,306.52	4,000.00	59,500.00
22:WEST ORANGE TWP	1,404,009.99	20,861,578.32	2,778,439.40	25,044,027.71	14,500.00	128,750.00
ESSEX	88,481,366.49	680,506,972.86	33,168,439.40	802,156,778.75	331,500.00	1,506,250.00

2019 ABSTRACT OF RATABLES FOR THE COUNTY OF ESSEX

	ADDENDUM TO ABSTRACT OF RATABLES -- ASSESSED VALUE OF PARTIAL EXEMPTIONS & ABATEMENTS (COLUMN 3)								
	(1) POLLUTION CONTROL	(2) FIRE SUPPRESSION	(3) FALLOUT SHELTER	(4) WATER- SEWER FACILITY	(5) RENEWABLE ENERGY	(6) UEZ ABATEMENT	(7) HOME IMPROVEMENT	(8) MULTI- FAMILY DWELLING	(9) CLASS 4 ABATEMENT
TAXING DISTRICTS									
01:BELLEVILLE TWP	0	0	0	0	0	0	0	0	0
02:BLOOMFIELD TWP	0	0	0	0	0	0	0	0	0
03:CALDWELL BORO	0	0	0	0	0	0	0	0	0
04:CEDAR GROVE TWP	0	0	0	0	0	0	0	0	0
05:EAST ORANGE CITY	0	0	0	0	0	0	0	0	0
06:ESSEX FELLS BORO	0	0	0	0	0	0	0	0	0
07:FAIRFIELD TWP	0	0	0	0	0	0	0	0	0
08:GLEN RIDGE BORO	0	0	0	0	0	0	0	0	0
09:IRVINGTON TWP	0	0	0	0	0	0	0	0	0
10:LIVINGSTON TWP	0	0	0	0	0	0	0	0	0
11:MAPLEWOOD TWP	0	0	0	0	0	0	0	0	0
12:MILLBURN TWP	0	0	0	0	0	0	0	0	0
13:MONTCLAIR TWP	0	0	0	0	0	0	0	0	0
14:NEWARK CITY	248,000	2,349,600	0	0	5,394,300	19,714,900	0	0	0
15:NORTH CALDWELL BORO	0	0	0	0	0	0	0	0	0
16:NUTLEY TWP	0	0	0	0	0	0	0	0	0
17:ORANGE CITY TWP	0	0	0	0	0	0	0	0	0
18:ROSELAND BORO	0	0	0	0	0	0	0	0	0
19:SOUTH ORANGE TWP	0	0	0	0	0	0	0	0	0
20:VERONA TWP	0	0	0	0	0	0	0	0	0
21:WEST CALDWELL TWP	0	0	0	0	0	0	0	0	0
22:WEST ORANGE TWP	0	0	0	0	0	0	0	0	0
ESSEX	248,000	2,349,600	0	0	5,394,300	19,714,900	0	0	0

2019 ABSTRACT OF RATABLES FOR THE COUNTY OF ESSEX

ADDENDUM TO ABSTRACT OF RATABLES -- ASSESSED VALUE OF PARTIAL EXEMPTIONS & ABATEMENTS (CONTINUED)

TAXING DISTRICTS	(10)	(11)	(12)	(13)	(14)	(15)	(16)	(17)
	DWELLING ABATEMENT	DWELLING EXEMPTION	NEW DWELLING CONVERSION ABATEMENT	NEW DWELLING CONVERSION EXEMPTION	MULTI-DWELLING EXEMPTION	MULTI-DWELLING ABATEMENT	COMMERCIAL/ INDUSTRIAL EXEMPTION	TOTAL VALUE
01:BELLEVILLE TWP	0	0	0	0	0	0	0	0
02:BLOOMFIELD TWP	0	7,520,300	0	0	11,686,700	0	0	19,207,000
03:CALDWELL BORO	0	0	0	0	0	0	0	0
04:CEDAR GROVE TWP	0	0	0	0	0	0	0	0
05:EAST ORANGE CITY	2,457,100	30,500	0	2,656,400	1,730,600	0	0	6,874,600
06:ESSEX FELS BORO	0	0	0	0	0	0	0	0
07:FAIRFIELD TWP	0	0	0	0	0	0	0	0
08:GLEN RIDGE BORO	0	0	0	0	0	0	0	0
09:IRVINGTON TWP	0	442,200	0	0	0	0	0	442,200
10:LIVINGSTON TWP	0	0	0	0	0	0	0	0
11:MAPLEWOOD TWP	0	0	0	0	0	0	0	0
12:MILLBURN TWP	0	0	0	0	0	0	0	0
13:MONTCLAIR TWP	0	0	0	0	0	0	0	0
14:NEWARK CITY	0	1,778,700	0	0	1,126,600	0	12,657,100	43,269,200
15:NORTH CALDWELL BORO	0	0	0	0	0	0	0	0
16:NUTLEY TWP	0	0	0	0	0	0	0	0
17:ORANGE CITY TWP	150,000	0	139,700	174,700	0	0	184,400	648,800
18:ROSELAND BORO	0	0	0	0	0	0	0	0
19:SOUTH ORANGE TWP	0	0	0	0	0	0	0	0
20:VERONA TWP	0	0	0	0	0	0	0	0
21:WEST CALDWELL TWP	0	0	0	0	0	0	0	0
22:WEST ORANGE TWP	0	0	0	0	0	0	0	0
ESSEX	2,607,100	9,771,700	139,700	2,831,100	14,543,900	0	12,841,500	70,441,800

2019 ABSTRACT OF RATABLES FOR THE COUNTY OF ESSEX

ADDENDUM – EQUALIZED VALUE BASED ON IN LIEU OF TAXES (COL.10B)

TAXING DISTRICTS	(1)	(2)	(3)	(4)	(5)
	C.12 PL 1977 IN LIEU OF TAX	NJ HOUSING FINANCE AGENCY	URBAN RENEWAL	OTHER	TOTAL
01:BELLEVILLE TWP	0	0	0	0	0
02:BLOOMFIELD TWP	0	0	0	0	0
03:CALDWELL BORO	0	0	0	0	0
04:CEDAR GROVE TWP	0	0	0	0	0
05:EAST ORANGE CITY	0	0	0	0	0
06:ESSEX FELLS BORO	0	0	0	0	0
07:FAIRFIELD TWP	0	0	0	0	0
08:GLEN RIDGE BORO	0	0	0	0	0
09:IRVINGTON TWP	0	0	0	0	0
10:LIVINGSTON TWP	0	0	0	0	0
11:MAPLEWOOD TWP	0	0	0	0	0
12:MILLBURN TWP	0	0	0	0	0
13:MONTCLAIR TWP	0	0	0	0	0
14:NEWARK CITY	0	0	0	0	0
15:NORTH CALDWELL BORO	0	0	0	0	0
16:NUTLEY TWP	0	0	0	0	0
17:ORANGE CITY TWP	0	0	0	0	0
18:ROSELAND BORO	0	0	0	0	0
19:SOUTH ORANGE TWP	0	0	0	0	0
20:VERONA TWP	0	0	0	0	0
21:WEST CALDWELL TWP	0	0	0	0	0
22:WEST ORANGE TWP	0	0	0	0	0
ESSEX	0	0	0	0	0

2019 ABSTRACT OF RATABLES FOR THE COUNTY OF ESSEX

TAXING DISTRICTS	BREAKDOWN OF GENERAL TAX RATE											
	COUNTY TAX	LIBRARY TAX	HEALTH SERVICE TAX	COUNTY OPEN SPACE TAX	DISTRICT SCHOOL TAX	REGIONAL SCHOOL TAX	LOCAL SCHOOL TAX	MUNICIPAL PURPOSE TAX	MUNICIPAL OPEN SPACE TAX	MUNICIPAL LIBRARY TAX	GENERAL TAX RATE	EFFECTIVE TAX RATE
01:BELLEVILLE TWP	.436	.000	.000	.014	1.377	.000	.000	1.683	.000	.031	3.541	3.820
02:BLOOMFIELD TWP	.559	.000	.000	.018	1.884	.000	.000	1.476	.005	.039	3.981	3.343
03:CALDWELL BORO	.530	.000	.000	.017	.000	1.437	.000	.759	.010	.037	2.790	2.479
* 04:CEDAR GROVE TWP *	.492	.000	.000	.016	1.350	.000	.000	.472	.000	.035	2.365	2.265
05:EAST ORANGE CITY	.587	.000	.000	.019	.981	.000	.000	3.752	.020	.041	5.400	4.269
06:ESSEX FELS BORO	.458	.000	.000	.015	.606	.396	.000	.485	.000	.000	1.960	2.013
07:FAIRFIELD TWP	.572	.000	.000	.018	.449	.673	.000	.507	.010	.040	2.269	1.859
08:GLEN RIDGE BORO	.492	.000	.000	.016	1.881	.000	.000	.667	.000	.035	3.091	2.959
09:IRVINGTON TWP	.526	.000	.000	.017	.963	.000	.152	4.119	.000	.037	5.814	5.148
10:LIVINGSTON TWP	.555	.000	.000	.018	1.559	.000	.000	.440	.005	.039	2.616	2.218
11:MAPLEWOOD TWP	.512	.000	.000	.017	.000	1.853	.000	.798	.010	.036	3.226	2.942
12:MILLBURN TWP	.509	.000	.000	.017	.927	.000	.000	.441	.000	.036	1.930	1.777
13:MONTCLAIR TWP	.523	.000	.000	.017	1.675	.000	.111	.783	.000	.037	3.146	2.834
14:NEWARK CITY	.590	.000	.000	.019	1.101	.000	.064	1.916	.030	.041	3.761	2.901
15:NORTH CALDWELL BORO	.528	.000	.000	.017	.838	.562	.000	.398	.000	.000	2.343	2.091
16:NUTLEY TWP	.539	.000	.000	.018	1.768	.000	.000	1.244	.000	.039	3.608	3.079
17:ORANGE CITY TWP	.553	.000	.000	.018	.951	.000	.000	3.725	.030	.038	5.315	4.493
18:ROSELAND BORO	.509	.000	.000	.017	.531	.567	.000	.595	.020	.035	2.274	2.109
19:SOUTH ORANGE TWP	.500	.000	.000	.016	.000	1.824	.000	.812	.010	.036	3.198	3.004
20:VERONA TWP	.491	.000	.000	.016	1.561	.000	.000	.668	.000	.034	2.770	2.653
21:WEST CALDWELL TWP	.527	.000	.000	.017	.000	1.421	.000	.578	.000	.037	2.580	2.302
22:WEST ORANGE TWP	.537	.000	.000	.017	2.516	.000	.000	1.048	.005	.038	4.161	3.640

* EXCLUDES GARBAGE DISTRICT RATE 0.073

2019 ABSTRACT OF RATABLES FOR THE COUNTY OF ESSEX

	ADDENDUM: STATE AID ADJUSTMENT FOR BPP			ADDENDUM: REAP DISTRIBUTION SUMMARY		
	COUNTY	SCHOOL	MUNICIPAL	ELIGIBLE PROPERTY ASSESSMENTS	R.E.A.P. AID	TAX RATE CREDIT
01:BELLEVILLE TWP						
02:BLOOMFIELD TWP						
03:CALDWELL BORO						
04:CEDAR GROVE TWP						
05:EAST ORANGE CITY		130,359.00				
06:ESSEX FELLS BORO						
07:FAIRFIELD TWP						
08:GLEN RIDGE BORO						
09:IRVINGTON TWP						
10:LIVINGSTON TWP						
11:MAPLEWOOD TWP						
12:MILLBURN TWP						
13:MONTCLAIR TWP						
14:NEWARK CITY		1,138,340.00				
15:NORTH CALDWELL BORO						
16:NUTLEY TWP		1,570,850.00				
17:ORANGE CITY TWP						
18:ROSELAND BORO						
19:SOUTH ORANGE TWP						
20:VERONA TWP						
21:WEST CALDWELL TWP						
22:WEST ORANGE TWP						
ESSEX						

**2019 SPECIAL TAXING DISTRICT TAX RATES
(PER \$100.00 ASSESSED VALUATION)**

MUNICIPALITY	DISTRICT	ASSESSED VALUATION PER DISTRICT	TOTAL LEVY PER DISTRICT	SPECIAL DISTRICT TAX RATE
Belleville Township	SPECIAL IMP. DISTRICT 01	152,656,300	\$ 369,300.83	.242
Bloomfield Township				
Caldwell Township	GARBAGE DISTRICT	2,219,832,300	\$ 1,620,477.00	.073
Cedar Grove Township				
East Orange City				
Essex Fells Township				
Fairfield Township	SPECIAL IMP. DISTRICT 01	126,175,130	\$ 295,728.00	.234
Irvington Township				
Irvington Township	SPECIAL IMP. DISTRICT 02	112,055,500	\$ 160,165.00	.143
Livingston Township	SPECIAL IMP. DISTRICT 01	273,493,200	\$ 168,619.50	.062
	SPECIAL IMP. DISTRICT 02	818,153,778	\$ 199,629.52	.024
Maplewood Township	SPECIAL IMP. DISTRICT 01	56,624,800	\$ 20,422.00	.037
	SPECIAL IMP. DISTRICT 02	149,862,900	\$ 36,030.00	.025
Millburn Township	SPECIAL IMP. DISTRICT 01	187,861,937	\$ 206,648.13	.110
Montclair Township	SPECIAL IMP. DISTRICT 01	349,150,800	\$ 597,300.00	.171
Newark City	DOWNTOWN DISTRICT	18,788,500 *	\$ 5,071,250.00	26.992
	IRONBOUND DISTRICT	3,590,890 *	\$ 880,650.00	24.525
	MT. PROSPECT DISTRICT	1,655,304 *	\$ 253,680.00	15.326
	SOUTH WARD DISTRICT	BUDGET NOT APPROVED		
	WEST WARD DISTRICT	1,816,238 *	\$ 500,000.00	27.530
	BLOOMFIELD AVENUE	1,252,726 *	\$ 448,000.00	35.763
North Caldwell Township				
Nutley Township				
Orange City Township				
Roseland Borough				
South Orange Township	SPECIAL IMP. DISTRICT 01	172,809,500	\$ 76,036.12	.044
	SPECIAL IMP. DISTRICT 02	46,445,800	\$ 19,042.78	.041
Verona Township				
West Caldwell Township				
West Orange Township	SPECIAL IMP. DISTRICT 01	94,706,800	\$ 64,400.62	.068
	SPECIAL IMP. DISTRICT 02	43,780,800	\$ 24,517.25	.056
	SPECIAL IMP. DISTRICT 03	23,892,500	\$ 13,379.80	.056

* Includes Allocation For Exempt Property


2019 ABSTRACT OF RATABLES FOR THE COUNTY OF ESSEX

Total Amount of Miscellaneous Revenues (included Surplus Revenues Appropriated) for the Support of the County Budget	\$334,625,000.00
Rate per \$100 to be applied to Column 11 for apportionment of County Taxes47138615
Net County Taxes Apportioned (Column 12 A iii)	432,775,007.99
* Adjustments (Net Total (Column 12 A i))	3,944,462.00
* Net Overpayments are added to the Net Taxes Apportioned Net Underpayments are deducted from the Net Taxes Apportioned	
Rate per \$100 to be applied to Column 11 for apportionment of Library Taxes00000000
Rate per \$100 to be applied to Column 11 for apportionment of Health Taxes00000000
Rate per \$100 to be applied to Column 11 for apportionment of Open Space Taxes01513135
County Percentage Level of Taxable Value of Real Property is 100%	

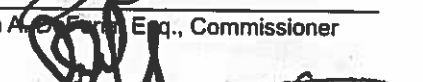
ESSEX COUNTY BOARD OF TAXATION




 Mary Devon O'Brien, President




 Joseph A. DeFuria Esq., Commissioner



 Ian R. Gorman Esq., Commissioner



 Everett M. Johnson, Esq., Commissioner



 James R. Matarazzo, Jr., Commissioner

ATTEST: 

 Joan Codey Durkin, Tax Administrator

I hereby certify this to be a true copy of the Abstract of Ratables and Exemptions for the County of ESSEX, State of New Jersey for the year 2019 as filed with me by the ESSEX County Board of Taxation

2019

ESSEX COUNTY TAX ASSESSORS

<u>TAXING DISTRICT</u>	<u>ASSESSOR</u>	<u>P.O. ADDRESS</u>	<u>DAYS IN OFFICE</u>	<u>PHONE #</u>
Belleville Twp	Kevin Esposito	152 Washington Ave., Belleville, NJ 07109	M/T/TH/F	973-450-3304
Bloomfield Twp	Joseph J. Pisauro	Municipal Plaza, Bloomfield, NJ 07003	M-F	973-680-4021
Caldwell	George F. Librizzi	1 Provost Square, Caldwell, NJ 07006	T-5pm-6pm	973-226-6349
Cedar Grove Twp	Richard Hamilton, Jr.	525 Pompton Ave., Cedar Grove, NJ 07009	T/W/F	973-239-1410
East Orange City	Romal Bullock	44 City Hall Plaza, East Orange, NJ 07019	M-F	973-266-5105
Essex Fells Boro	Kevin Esposito	P. O. Box 38, Essex Fells, NJ 07021	T/p.m.	973-226-3400
Fairfield Twp	Michael Leposky	230 Fairfield Rd., Fairfield, NJ 07004	T/TH/F	973-882-2717
Glen Ridge Boro	George F. Librizzi	P.O. Box 66, Glen Ridge, NJ 07028	W- 5pm.-6pm	973-748-8400
Irvington Twp	Silvia Forbes	Civic Square, Irvington, NJ 07111	M-F	973-399-6684
Livingston Twp	Lidia Dumytsch	357 Livingston Ave., Livingston, NJ 07039	M-F	973-535-7978
Maplewood Twp	Edward N. Galante	574 Valley St., Maplewood, NJ 07040	W/p.m.	973-762-3433
Millburn Twp	Mary Lisa Baratto	375 Millburn Ave., Millburn, NJ 07041	M/T/W	973-564-7080
Montclair Twp	George F. Librizzi	205 Claremont Ave., Montclair, NJ 07042	M-F	973-509-4920
Newark City	Aaron Wilson	920 Broad St., Newark, NJ 07102	M-F	973-733-3950
North Caldwell Boro	George F. Librizzi	Gould Ave., North Caldwell, NJ 07006	W-6:30pm-7:30pm	973-228-6417
Nutley Twp	Edmund B. Brown	1 Kennedy Dr., Nutley, NJ 07110	M/T/TH	973-284-4956
Orange City	Chris Murray	29 No. Day St., Orange, NJ 07050	M-F	973-266-4008
Roseland Boro	Kevin Esposito	19 Harrison Ave., Roseland, NJ 07068	F-12-4:30pm	973-226-8080
South Orange Twp	Ellen Foye Maglieri	101 So. Orange Ave., South Orange, NJ 07009	M-F	973-378-7729
Verona Twp	George F. Librizzi	880 Bloomfield Ave., Verona, NJ 07044	TH-5pm-6pm	973-857-4837
West Caldwell Twp	Richard Hamilton, Jr.	30 Clinton Road, West Caldwell, NJ 07006	M/TH	973-226-2303
West Orange Twp	Kevin J. Dillon	66 Main St., West Orange, NJ 07052	M-F	973-325-4060