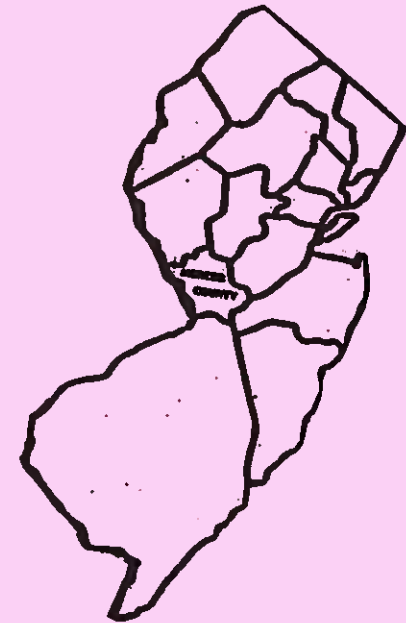




2016 ABSTRACT OF RATABLES



MERCER COUNTY BOARD OF TAXATION

RICHARD J. CARABELLI MAI CTA, PRESIDENT
EDWARD A. HOFFMAN ESQ, COMMISSIONER
ROSE MARIE BOWEN-LEWIS, COMMISSIONER
VICTORIA PLUMERI, COMMISSIONER
GINO MELONE, COMMISSIONER

MARTIN M. GUHL, TAX ADMINISTRATOR
TINA M. ROONEY, ASST. TAX ADMINISTRATOR

TELEPHONE - 609-989-6704

ADDRESS - 640 S. BROAD ST., TRENTON, N. J., 08650

FAX - 609-396-4510

E-MAIL - MGUHL@MERCERCOUNTY.ORG

WEBSITE - WWW.MERCERCOUNTY.ORG

2016 ABSTRACT OF RATABLES FOR THE COUNTY OF MERCER

TAXING DISTRICTS	1		2	3	4	5	6
	TAXABLE VALUE						
	(A)	(B)					
LAND	IMPROVEMENTS (INCLUDES PARTIAL EXEMPTIONS & ABATEMENTS)	TAXABLE VALUE OF LAND AND IMPROVEMENTS (COL 1A+1B)	TOTAL TAXABLE VALUE OF PARTIAL EXEMPTIONS & ABATEMENTS (ASSESSED VAL.)	NET TAXABLE VALUE OF LAND & IMPROVEMENTS (COL 2-3)	TAXABLE VALUE COMMUNICATION EQUIPMENT	NET TAXABLE VALUE (COL 4+5)	
01: EAST WINDSOR TWP	1,232,649,771	1,503,486,376	2,736,136,147	0	2,736,136,147	4,537,469	2,740,673,616
02: EWING TWP	603,274,100	1,340,629,250	1,943,903,350	2,494,100	1,941,409,250	8,823,322	1,950,232,572
03: HAMILTON TWP	2,515,807,500	5,931,787,960	8,447,595,460	1,747,850	8,445,847,610	27,704,237	8,473,551,847
04: HIGHTSTOWN BORO	145,011,000	242,081,700	387,092,700	0	387,092,700	3,374,648	390,467,348
05: HOPEWELL BORO	167,134,860	148,687,840	315,822,700	0	315,822,700	1,897,655	317,720,355
06: HOPEWELL TWP	1,604,595,000	2,350,813,300	3,955,408,300	2,040,500	3,953,367,800	5,364,053	3,958,731,853
07: LAWRENCE TWP	1,357,732,850	3,155,060,500	4,512,793,350	100,600	4,512,692,750	5,946,618	4,518,639,368
08: PENNINGTON BORO	266,803,400	227,815,600	494,619,000	0	494,619,000	1,750,730	496,369,730
11: TRENTON CITY	440,958,960	1,581,478,650	2,022,437,610	17,873,700	2,004,563,910	14,837,652	2,019,401,562
12: ROBBINSVILLE TWP	1,147,072,682	1,293,115,900	2,440,188,582	4,591,200	2,435,597,382	3,074,984	2,438,672,366
13: WEST WINDSOR TWP	2,233,001,704	3,753,493,349	5,986,495,053	13,021,800	5,973,473,253	11,382,995	5,984,856,248
14: PRINCETON	3,595,169,500	3,296,706,300	6,891,875,800	251,000	6,891,624,800	8,698,857	6,900,323,657
MERCER	15,309,211,327	24,825,156,725	40,134,368,052	42,120,750	40,092,247,302	97,393,220	40,189,640,522

2016 ABSTRACT OF TAXABLES FOR THE COUNTY OF MERCER

TAXING DISTRICTS	7	8	9		10		11
	GENERAL TAX RATE PER \$100	COUNTY EQUALI- ZATION RATIO	TRUE VALUE		EQUALIZATION		NET VALUATION FOR COUNTY TAX APPORTIONMENT (COL 6-9A+9B -10A+10B)
			(A) UEZ ABATEMENT EXPIRED	(B) CLASS II RAILROADS	(A) AMOUNTS DEDUCTED	(B) AMOUNTS ADDED	
01: EAST WINDSOR TWP	3.161	101.82%	0	0	39,831,255		2,700,842,361
02: EWING TWP	5.332	68.60%	0	0		925,087,968	2,875,320,540
03: HAMILTON TWP	2.704	99.56%	0	0		75,135,678	8,548,687,525
04: HIGHTSTOWN BORO	4.086	94.65%	0	0		24,149,537	414,616,885
05: HOPEWELL BORO	2.737	99.02%	0	0		4,350,239	322,070,594
06: HOPEWELL TWP	2.628	97.89%	0	0		96,007,683	4,054,739,536
07: LAWRENCE TWP	2.746	90.92%	0	0		474,293,027	4,992,932,395
08: PENNINGTON BORO	2.655	97.25%	0	0		14,859,151	511,228,881
11: TRENTON CITY	5.753	87.23%	1,581,394	0		362,022,182	2,379,842,350
12: ROBBINSVILLE TWP	2.905	97.22%	0	0		90,107,708	2,528,780,074
13: WEST WINDSOR TWP	2.631	92.42%	0	0		500,747,652	6,485,603,900
14: PRINCETON	2.264	89.61%	0	0		815,585,579	7,715,909,236
MERCER		%	1,581,394	0	39,831,255	3,382,346,404	43,530,574,277

2016 ABSTRACT OF RATABLES FOR THE COUNTY OF MERCER

SECTION 12 - A

TAXING DISTRICT	(i)	(ii)				(iii)	(iv)	(v)
	TOTAL COUNTY TAXES APPORTIONED	ADJUSTMENTS RESULTING FROM:				NET COUNTY TAXES APPORTIONED	MUNICIPAL BUDGET STATE AID	NET COUNTY TAXES APPORTIONED LESS STATE AID (COL.12 AIII-12AIV-COUNTY BPP ADJUSTMENT)
		(A)		(B)				
		EQUAL TABLE APPEALS	APPEALS & CORRECTIONS	DEDUCT OVERPAY	ADD UNDERPAY			
	DEDUCT OVERPAY	ADD UNDERPAY	DEDUCT OVERPAY	ADD UNDERPAY				
01: EAST WINDSOR TWP	15,924,919.02	.00	.00	9,402.93	.00	15,915,516.09	.00	15,915,516.09
02: EWING TWP	16,953,690.97	.00	.00	18,353.64	.00	16,935,337.33	.00	16,935,337.33
03: HAMILTON TWP	50,405,443.31	.00	.00	92,663.19	.00	50,312,780.12	.00	50,312,780.12
04: HIGHTSTOWN BORO	2,444,696.67	.00	.00	405.29	.00	2,444,291.38	.00	2,444,291.38
05: HOPEWELL BORO	1,899,017.95	.00	.00	5,459.57	.00	1,893,558.38	.00	1,893,558.38
06: HOPEWELL TWP	23,907,873.95	.00	.00	53,582.72	.00	23,854,291.23	.00	23,854,291.23
07: LAWRENCE TWP	29,439,720.43	.00	.00	390,024.26	.00	29,049,696.17	.00	29,049,696.17
08: PENNINGTON BORO	3,014,347.91	.00	.00	7,653.11	.00	3,006,694.80	.00	3,006,694.80
11: TRENTON CITY	14,032,213.52	.00	.00	232,959.73	.00	13,799,253.79	.00	13,799,253.79
12: ROBBINSVILLE TWP	14,910,391.83	.00	.00	8,160.14	.00	14,902,231.69	.00	14,902,231.69
13: WEST WINDSOR TWP	38,240,927.48	.00	.00	5,892.14	.00	38,235,035.34	.00	38,235,035.34
14: PRINCETON	45,495,152.16	.00	138,321.52	.00	.00	45,633,473.68	.00	45,633,473.68
MERCER	256,668,395.20	.00	138,321.52	824,556.72	.00	255,982,160.00	.00	255,982,160.00

2016 ABSTRACT OF RATABLES FOR THE COUNTY OF MERCER

TAXING DISTRICTS	SECTION 12 - B			SECTION 12 - C		
	(A)	(B)	(C)	LOCAL TAXES TO BE RAISED FOR:		
	COUNTY LIBRARY TAXES APPORTIONED	COUNTY HEALTH SERVICE TAXES APPORTIONED	COUNTY OPEN SPACE TAXES APPORTIONED	(I) DISTRICT SCHOOL PURPOSES		
				(A) DISTRICT SCHOOL (adjusted for BPP)	(B) REG., CONSOL. & JOINT SCHOOL (adjusted for BPP)	(C) LOCAL SCHOOL (adjusted for BPP)
01: EAST WINDSOR TWP	1,521,147.98	.00	674,800.34	.00	56,613,647.00	.00
02: EWING TWP	1,618,600.95	.00	718,026.64	58,693,834.00	.00	.00
03: HAMILTON TWP	.00	.00	2,133,211.74	109,354,340.00	.00	.00
04: HIGHTSTOWN BORO	233,617.06	.00	103,636.43	.00	8,576,754.00	.00
05: HOPEWELL BORO	.00	.00	80,284.18	.00	4,880,499.00	.00
06: HOPEWELL TWP	2,279,861.18	.00	1,011,375.28	.00	61,282,938.00	.00
07: LAWRENCE TWP	2,774,905.25	.00	1,231,695.72	65,819,164.00	.00	.00
08: PENNINGTON BORO	.00	.00	127,483.27	.00	7,712,057.00	.00
11: TRENTON CITY	.00	.00	585,549.68	21,537,975.00	.00	1,686,795.00
12: ROBBINSVILLE TWP	1,424,316.32	.00	631,843.90	39,824,937.00	.00	.00
13: WEST WINDSOR TWP	3,654,364.26	.00	1,621,146.09	.00	89,348,130.00	.00
14: PRINCETON	.00	.00	1,935,028.16	74,504,606.00	.00	.00
MERCER	13,506,813.00	.00	10,854,081.43	369,734,856.00	228,414,025.00	1,686,795.00

2016 ABSTRACT OF RATABLES FOR THE COUNTY OF MERCER

TAXING DISTRICTS	SECTION 12 - C			SECTION 12 - D TOTAL LEVY ON WHICH TAX RATE IS COMPUTED
	LOCAL TAXES TO BE RAISED FOR:			
	(ii) LOCAL MUNICIPAL PURPOSES			
	(A) MUNICIPAL BUDGET (adjusted for BPP)	(B) MUNICIPAL OPEN SPACE BUDGET	(C) MUNICIPAL LIBRARY BUDGET	
01: EAST WINDSOR TWP	11,882,181.04	.00	.00	86,607,292.45
02: EWING TWP	26,018,360.52	.00	.00	103,984,159.44
03: HAMILTON TWP	64,427,989.97	.00	2,833,194.00	229,061,515.83
04: HIGHTSTOWN BORO	4,595,167.00	.00	.00	15,953,465.87
05: HOPEWELL BORO	1,701,529.13	31,772.00	107,228.00	8,694,870.69
06: HOPEWELL TWP	14,395,093.09	1,187,790.00	.00	104,011,348.78
07: LAWRENCE TWP	23,814,697.26	1,355,592.00	.00	124,045,750.40
08: PENNINGTON BORO	2,109,025.35	49,636.97	170,016.56	13,174,913.95
11: TRENTON CITY	77,791,317.00	.00	762,316.00	116,163,206.47
12: ROBBINSVILLE TWP	12,832,235.11	1,219,336.20	.00	70,834,900.22
13: WEST WINDSOR TWP	23,364,274.77	1,196,971.25	.00	157,419,921.71
14: PRINCETON	30,395,544.02	1,173,055.00	2,537,199.05	156,178,905.91
MERCER	293,327,414.26	6,214,153.42	6,409,953.61	1,186,130,251.72

2016 ABSTRACT OF RATABLES FOR THE COUNTY OF MERCER

TAXING DISTRICTS	SECTION 13						
	REAL PROPERTY EXEMPT FROM TAXATION						
	(A) PUBLIC SCHOOL	(B) OTHER SCHOOL	(C) PUBLIC PROPERTY	(D) CHURCH AND CHARITABLE	(E) CEMETERIES AND GRAVEYARDS	(F) OTHER EXEMPTS	(G) TOTAL AMOUNT OF EXEMPTS (13A+B+C+D+E+F)
01: EAST WINDSOR TWP	64,806,500	11,273,300	51,369,500	8,252,900	466,500	57,024,500	193,193,200
02: EWING TWP	54,384,500	206,021,900	335,190,200	39,587,660	5,851,100	31,663,100	672,698,460
03: HAMILTON TWP	219,485,200	5,325,100	266,532,100	156,681,400	18,219,000	173,227,400	839,470,200
04: HIGHTSTOWN BORO	48,900,100	60,192,100	14,805,800	15,293,400	1,877,500	6,206,700	147,275,600
05: HOPEWELL BORO	7,174,400	0	6,577,600	6,964,500	380,500	1,294,500	22,391,500
06: HOPEWELL TWP	55,848,700	15,339,800	244,276,200	16,552,900	1,728,300	200,609,800	534,355,700
07: LAWRENCE TWP	73,722,200	372,527,054	115,663,350	74,217,400	314,500	95,561,500	732,006,004
08: PENNINGTON BORO	9,571,300	6,628,700	11,698,700	12,060,700	1,791,700	17,934,300	59,685,400
11: TRENTON CITY	130,348,024	16,472,900	1,447,008,870	109,232,200	4,418,200	340,317,520	2,047,797,714
12: ROBBINSVILLE TWP	68,513,600	0	87,429,719	39,828,121	1,985,600	78,766,100	276,523,140
13: WEST WINDSOR TWP	247,851,352	28,835,500	263,521,370	81,103,970	28,500	17,831,200	639,171,892
14: PRINCETON	83,410,900	1,802,050,000	269,735,900	149,724,500	4,097,100	45,176,500	2,354,194,900
MERCER	1,064,016,776	2,524,666,354	3,113,809,309	709,499,651	41,158,500	1,065,613,120	8,518,763,710

2016 ABSTRACT OF RATABLES FOR THE COUNTY OF MERCER

TAXING DISTRICTS	SECTION 14				SECTION 15	
	AMOUNT OF MISCELLANEOUS REVENUES TO SUPPORT LOCAL BUDGET				DEDUCTIONS ALLOWED	
	(A) SURPLUS REVENUE	(B) MISCELLANEOUS REVENUES ANTICIPATED	(C) RECEIPTS FROM DELINQUENT TAX	(D) TOTAL OF MISCELLANEOUS REVENUES (COL. 14A+B+C)	(A) SENIOR CITIZEN, DISABLED AND SURVIVING SPOUSE	(B) VETERANS AND WIDOWS
01: EAST WINDSOR TWP	2,582,000.00	6,573,126.96	515,004.00	9,670,130.96	21,250.00	81,250.00
02: EWING TWP	2,064,943.09	15,205,091.94	90,000.00	17,360,035.03	53,000.00	249,750.00
03: HAMILTON TWP	4,500,000.00	28,787,562.18	200,000.00	33,487,562.18	185,750.00	836,000.00
04: HIGHTSTOWN BORO	610,000.00	1,319,002.80	280,000.00	2,209,002.80	3,750.00	19,250.00
05: HOPEWELL BORO	268,000.00	811,301.14	100,000.00	1,179,301.14	2,250.00	10,000.00
06: HOPEWELL TWP	2,068,557.81	4,925,184.28	670,000.00	7,663,742.09	15,000.00	109,750.00
07: LAWRENCE TWP	4,350,000.00	14,625,752.92	830,000.00	19,805,752.92	36,750.00	145,500.00
08: PENNINGTON BORO	581,611.11	714,671.55	133,000.00	1,429,282.66	.00	11,750.00
11: TRENTON CITY	5,000,000.00	122,464,325.14	1,500,000.00	128,964,325.14	110,000.00	141,000.00
12: ROBBINSVILLE TWP	3,322,034.80	5,862,885.26	470,000.00	9,654,920.06	12,500.00	52,000.00
13: WEST WINDSOR TWP	4,630,000.00	10,438,725.23	530,000.00	15,598,725.23	5,000.00	65,250.00
14: PRINCETON	6,100,000.00	21,838,496.13	1,067,074.26	29,005,570.39	5,625.00	71,000.00
MERCER	36,077,146.81	233,566,125.53	6,385,078.26	276,028,350.60	450,875.00	1,792,500.00

2016 ABSTRACT OF RATABLES FOR THE COUNTY OF MERCER

ADDENDUM TO ABSTRACT OF RATABLES -- ASSESSED VALUE OF PARTIAL EXEMPTIONS & ABATEMENTS (COLUMN 3)

TAXING DISTRICTS	(1)	(2)	(3)	(4)	(5)	(6)	(7)	(8)	(9)
	POLLUTION CONTROL	FIRE SUPPRESSION	FALLOUT SHELTER	WATER-SEWER FACILITY	RENEWABLE ENERGY	UEZ ABATEMENT	HOME IMPROVEMENT	MULTI-FAMILY DWELLING	CLASS 4 ABATEMENT
01: EAST WINDSOR TWP	0	0	0	0	0	0	0	0	0
02: EWING TWP	0	2,491,300	0	0	0	0	0	0	0
03: HAMILTON TWP	0	1,747,850	0	0	0	0	0	0	0
04: HIGHTSTOWN BORO	0	0	0	0	0	0	0	0	0
05: HOPEWELL BORO	0	0	0	0	0	0	0	0	0
06: HOPEWELL TWP	0	2,040,500	0	0	0	0	0	0	0
07: LAWRENCE TWP	0	100,600	0	0	0	0	0	0	0
08: PENNINGTON BORO	0	0	0	0	0	0	0	0	0
11: TRENTON CITY	0	8,100	0	0	0	14,929,900	0	0	0
12: ROBBINSVILLE TWP	0	4,591,200	0	0	0	0	0	0	0
13: WEST WINDSOR TWP	0	13,021,800	0	0	0	0	0	0	0
14: PRINCETON	0	251,000	0	0	0	0	0	0	0
MERCER	0	24,252,350	0	0	0	14,929,900	0	0	0

2016 ABSTRACT OF RATABLES FOR THE COUNTY OF MERCER

ADDENDUM TO ABSTRACT OF RATABLES -- ASSESSED VALUE OF PARTIAL EXEMPTIONS & ABATEMENTS (CONTINUED)

TAXING DISTRICTS	(10)	(11)	(12)	(13)	(14)	(15)	(16)	(17)
	DWELLING ABATEMENT	DWELLING EXEMPTION	NEW DWELLING CONVERSION ABATEMENT	NEW DWELLING CONVERSION EXEMPTION	MULTI-DWELLING EXEMPTION	MULTI-DWELLING ABATEMENT	COMMERCIAL/ INDUSTRIAL EXEMPTION	TOTAL VALUE
01:EAST WINDSOR TWP	0	0	0	0	0	0	0	0
02:EWING TWP	0	2,800	0	0	0	0	0	2,494,100
03:HAMILTON TWP	0	0	0	0	0	0	0	1,747,850
04:HIGHTSTOWN BORO	0	0	0	0	0	0	0	0
05:HOPENELL BORO	0	0	0	0	0	0	0	0
06:HOPENELL TWP	0	0	0	0	0	0	0	2,040,500
07:LAWRENCE TWP	0	0	0	0	0	0	0	100,600
08:PENNINGTON BORO	0	0	0	0	0	0	0	0
11:TRENTON CITY	0	339,800	0	0	2,494,500	0	101,400	17,873,700
12:ROBBINSVILLE TWP	0	0	0	0	0	0	0	4,591,200
13:WEST WINDSOR TWP	0	0	0	0	0	0	0	13,021,800
14:PRINCETON	0	0	0	0	0	0	0	251,000
MERCER	0	342,600	0	0	2,494,500	0	101,400	42,120,750

2016 ABSTRACT OF RAIABLES FOR THE COUNTY OF MERCER

ADDENDUM - EQUALIZED VALUE BASED ON IN LIEU OF TAXES (COL. 10B)

TAXING DISTRICTS	(1) C.12 PL 1977 IN LIEU OF TAX	(2) NJ HOUSING FINANCE AGENCY	(3) URBAN RENEWAL	(4) OTHER	(5) TOTAL
01: EAST WINDSOR TWP	0	0	0	0	0
02: EWING TWP	0	0	0	0	0
03: HAMILTON TWP	0	0	0	0	0
04: HIGHTSTOWN BORO	0	0	0	0	0
05: HOPEWELL BORO	0	0	0	0	0
06: HOPEWELL TWP	0	0	0	0	0
07: LAWRENCE TWP	0	0	0	0	0
08: PENNINGTON BORO	0	0	0	0	0
11: TRENTON CITY	0	0	0	0	0
12: ROBBINSVILLE TWP	0	0	0	0	0
13: WEST WINDSOR TWP	0	0	0	0	0
14: PRINCETON	0	0	0	0	0
MERCER	0	0	0	0	0

2016 ABSTRACT OF RATABLES FOR THE COUNTY OF MERCER

BREAKDOWN OF GENERAL TAX RATE

Taxing District	County Tax	County Library Tax	Open Space Tax	School Tax	Municipal Purpose Tax	Municipal Open Space Tax	Municipal Library Tax	Total Tax Rate	Tax Rate Effective	Ratio to True Value
1. E. Windsor Twp.	0.581	0.056	0.025	2.066	0.433			3.161	3.207	101.82%
2. Ewing Twp.	0.868	0.083	0.037	3.010	1.334			5.332	3.616	68.60%
3. Hamilton Twp.	0.594		0.025	1.291	0.760		0.034	2.704	2.679	99.56%
4. Hightstown Boro.	0.626	0.060	0.027	2.196	1.177			4.086	3.858	94.65%
5. Hopewell Boro.	0.596		0.025	1.536	0.536	0.010	0.034	2.737	2.700	99.02%
6. Hopewell Twp.	0.603	0.058	0.025	1.548	0.364	0.030		2.628	2.565	97.89%
7. Lawrence Twp.	0.643	0.062	0.027	1.457	0.527	0.030		2.746	2.484	90.92%
8. Pennington Boro.	0.606		0.026	1.554	0.425	0.010	0.034	2.655	2.577	97.25%
11. Trenton City	0.683		0.029	1.067	3.936		0.038	5.753	4.881	87.23%
12. Robbinsville Twp.	0.611	0.059	0.026	1.633	0.526	0.050		2.905	2.801	97.22%
13. W. Windsor Twp.	0.639	0.061	0.028	1.493	0.390	0.020		2.631	2.427	92.42%
14. Princeton	0.661		0.028	1.080	0.441	0.017	0.037	2.264	2.024	89.61%

2016 ABSTRACT OF RATABLES FOR THE COUNTY OF MERCER


SPECIAL TAXING DISTRICTS

TAXING DISTRICT	SPECIAL TAXING DISTRICT	NUMBER OF RATABLES	RATABLE VALUE	BUDGET	SPECIAL DISTRICT RATE

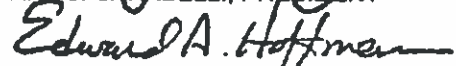
2016 ABSTRACT OF RATABLES FOR THE COUNTY OF MERCER

Total Amount of Miscellaneous Revenues (included Surplus Revenues Appropriated) for the Support of the County Budget	53,650,417.00
Rate per \$100 to be applied to Column 11 for apportionment of County Taxes58962786
Net County Taxes Apportioned (Column 12 A iii)	255,982,160.00
* Adjustments (Net Total (Column 12 A i))	824,556.72
* Net Overpayments are added to the Net Taxes Apportioned Net Underpayments are deducted from the Net Taxes Apportioned	
Rate per \$100 to be applied to Column 11 for apportionment of Library Taxes05635466
Rate per \$100 to be applied to Column 11 for apportionment of Health Taxes00000000
Rate per \$100 to be applied to Column 11 for apportionment of Open Space Taxes02500000
County Percentage Level of Taxable Value of Real Property is 100%	

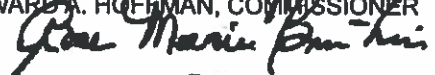
MERCER COUNTY BOARD OF TAXATION




 RICHARD J. CARABELLI, PRESIDENT



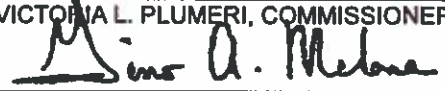
 EDWARD A. HOFFMAN, COMMISSIONER



 ROSE MARIE BOWEN-LEWIS, COMMISSIONER




 VICTORIA L. PLUMERI, COMMISSIONER



 GINO A. MELONE, COMMISSIONER

ATTEST: 
 MARTIN M. GUHL

I hereby certify this to be a true copy of the Abstract of Ratables and Exemptions for the County of MERCER, State of New Jersey for the year 2016 as filed with me by the MERCER County Board of Taxation



 DAVID MILLER
 TREASURER

SPECIAL TAXING DISTRICTS

	ASSESSED VALUATION	TOTAL LEVY	TAX RATE
<u>EAST WINDSOR TWP.</u>			
Garbage District #1	1,766,304,916	2,185,326	0.124
<u>HAMILTON TWP.</u>			
Fire District #1	10,995,445	11,778	0.110
Fire District #2	1,461,560,474	3,582,012	0.250
Fire District #3	663,032,154	3,673,738	0.550
Fire District #4	571,098,274	2,619,882	0.440
Fire District #5	260,529,574	1,512,330	0.550
Fire District #6	1,418,508,174	2,526,273	0.180
Fire District #7	2,463,014,554	3,590,519	0.150
Fire District #8	498,175,974	1,644,555	0.330
Fire District #9	1,126,637,224	3,509,135	0.310
<u>HOPEWELL BORO.</u>			
Fire District #1	317,720,355	185,767	0.060
<u>HOPEWELL TWP.</u>			
Fire District #1	2,426,602,600	2,049,036	0.085
Fire District #2	848,342,900	716,345	0.085
Fire District #3	678,422,300	572,863	0.085
<u>PENNINGTON BORO</u>			
Fire District #1	496,369,730	200,404	0.041

REGIONAL SCHOOL LEVIES

DISTRICT	LEVY
<u>EAST WINDSOR REGIONAL</u>	
East Windsor Twp.	56,613,647.00
Hightstown Boro	8,576,754.00
<u>HOPEWELL VALLEY REGIONAL</u>	
Hopewell Boro	4,880,499.00
Hopewell Twp.	61,282,938.00
Pennington Boro	7,712,057.00
<u>W. WINDSOR - PLAINSBORO REGIONAL</u>	
West Windsor Twp.	89,348,130.00

FISCAL YEAR BUDGETS

The following municipalities operate under a State Fiscal Year (July1 - June 30). Because of the change, the municipal tax levy shown in column 12CIIA reflects a tax levy used to calculate the municipal tax rate for the calendar year tax billing cycle. The final municipal budget amount to be raised by taxes is set in the adopted fiscal year budget. Shown below is the amount for the 2015 - 2016 fiscal year:

TRENTON CITY	\$76,265,996.69
---------------------	------------------------

2016 LINE ITEM BREAKDOWN

MUNICIPALITY	CLASS 1	CLASS 2	CLASS 3A	CLASS 3B	CLASS 4A	CLASS 4B	CLASS 4C	PERS. PROP	TOTAL LINE ITEMS
EAST WINDSOR	325	7,769	32	98	153	13	20	1	8,411
EWING	392	10,783	0	0	589	38	21	2	11,825
HAMILTON	1,374	29,031	53	109	1,622	59	65	1	32,314
HIGHTSTOWN	79	1,459	0	0	99	6	6	1	1,650
HOPEWELL BOR	40	661	3	3	68	3	2	1	781
HOPEWELL TWP	318	5,894	340	527	180	24	7	1	7,291
LAWRENCE	639	9,876	46	80	436	34	19	1	11,131
PENNINGTON	51	871	0	0	56	2	2	1	983
TRENTON	1,142	21,316	0	0	2,042	78	154	1	24,733
ROBBINSVILLE	499	4,918	65	188	167	23	1	1	5,862
WEST WINDSOR	270	8,058	28	82	257	8	6	1	8,710
PRINCETON	533	7,063	21	39	368	2	111	2	8,139
TOTAL	5,662	107,699	588	1,126	6,037	290	414	14	121,830
PERCENT	4.65%	88.40%	0.48%	0.92%	4.96%	0.24%	0.34%	0.01%	100%

2016 RATABLE BREAKDOWN

MUNICIPALITY	CLASS 1	CLASS 2	CLASS 3A	CLASS 3B	CLASS 4A	CLASS 4B	CLASS 4C	PERS. PROP	TOTAL RATABLES
EAST WINDSOR	40,292,200	2,004,509,297	10,264,300	1,327,800	418,307,250	103,107,300	158,328,000	4,537,469	2,740,673,616
EWING	21,469,400	1,333,113,900	-	-	496,195,150	20,004,300	70,626,500	8,823,322	1,950,232,572
HAMILTON	73,092,200	6,209,343,980	18,225,800	1,625,700	1,599,341,130	193,334,800	350,884,000	27,704,237	8,473,551,847
HIGHTSTOWN	3,121,500	310,610,300	-	-	57,167,600	3,149,400	13,043,900	3,374,648	390,467,348
HOPEWELL BORO	5,370,400	266,880,300	1,748,100	28,800	39,022,000	1,270,100	1,503,200	1,897,655	317,720,355
HOPEWELL TWP	40,845,500	2,744,443,000	261,476,600	5,377,600	493,931,400	402,089,000	5,204,700	5,364,053	3,958,731,853
LAWRENCE	63,119,100	2,786,921,600	29,998,000	661,300	1,354,532,900	64,876,350	212,583,500	5,946,618	4,518,639,368
PENNINGTON	1,645,800	429,968,800	-	-	55,552,700	6,633,300	818,400	1,750,730	496,369,730
TRENTON	18,227,780	1,351,675,310	-	-	546,753,220	35,005,000	52,902,600	14,837,652	2,019,401,562
ROBBINSVILLE	81,230,432	1,814,604,700	26,438,500	2,151,450	216,745,400	287,578,900	6,850,000	3,074,984	2,438,672,366
WEST WINDSOR	32,564,810	4,211,117,700	28,580,300	1,383,349	1,464,674,994	72,100,800	163,051,300	11,382,995	5,984,856,248
PRINCETON	88,842,500	5,700,180,500	37,814,600	335,600	778,304,700	11,759,700	274,387,200	8,698,857	6,900,323,657
TOTAL	489,821,622	29,163,369,387	414,544,200	12,891,399	7,520,528,444	1,200,908,950	1,310,183,300	97,393,220	40,189,640,522
PERCENT	1.17%	72.56%	1.03%	0.03%	18.71%	2.99%	3.26%	0.24%	100.00%

CLASS 1	CLASS 2	CLASS 3A	CLASS 3B	CLASS 4A	CLASS 4B	CLASS 4C	CLASS 6A
VACANT LAND	RESIDENTIAL	REQ. FARM	QUAL. FARM	COMMERCIAL	INDUSTRIAL	APARTMENT	PERS. PROP.

MERCER COUNTY COLLECTORS

MUNICIPALITY	COLLECTOR	MAILING ADDRESS	TELEPHONE
1. East Windsor Township	Anne M Blake	16 Lanning Blvd., E. Windsor, N.J. 08520	609-443-4000
2. Ewing Township	Thomas Hespe	2 Jake Garzio Drive, Trenton, N.J. 08628	609-883-2900
3. Hamilton Township	Danielle Peacock	2090 Greenwood Ave., Hamilton, N.J. 08609	609-890-3890
4. Hightstown Borough	Angela LoConte	148 N. Main St., Hightstown, N.J. 08520	609-490-5100
5. Hopewell Borough	Donna Griffiths	88 East Broad St., Hopewell, N.J. 08525	609-466-0965
6. Hopewell Township	Mary Kennedy	201 Wash. Cross.- Penn. Rd., Titusville, N.J. 08560	609-737-0630
7. Lawrence Township	Susan McCloskey	P.O. Box 6006, Lawrenceville, N.J. 08648	609-844-7041
8. Pennington Borough	Wayne Blauth	30 N. Main St., Pennington, N.J. 08534	609-737-0276
11. Trenton City	Paula Ferreira	319 E. State St., Trenton, N.J. 08608	609-989-3070
12. Robbinsville Township	Janice Garcia	1 Washington Blvd., Suite 6, Robbinsville, NJ 08691	609-918-0002
13. West Windsor Township	Rita Carr	271 Clarksville Rd., Princeton Jct., N.J. 08550	609-799-2400
14. Princeton	Tammie Tisdale	400 Witherspoon St., Princeton, N.J. 08640	609-924-1058

MERCER COUNTY ASSESSORS

MUNICIPALITY	ASSESSOR	MAILING ADDRESS	TELEPHONE
1. East Windsor Township	David Levy	16 Lanning Blvd., E. Windsor, N.J. 08520	609-443-4000
2. Ewing Township	Jeffrey Burd	2 Jake Garzio Drive, Trenton, N.J. 08628	609-883-2900
3. Hamilton Township	Donald Kosul	2090 Greenwood Ave., Hamilton, N.J. 08609	609-890-3654
4. Hightstown Borough	Kenneth Pacera	148 N. Main St., Hightstown, N.J. 08520	609-490-5100
5. Hopewell Borough	Christopher L. Fuges	4 Forrest Blend Dr., Titusville, N.J. 08560	609-466-0965
6. Hopewell Township	Deborah Fox	201 Wash. Cross.- Penn. Rd., Titusville, N.J. 08560	609-737-0607
7. Lawrence Township	Kenneth Pacera	P.O. Box 6006, Lawrenceville, N.J. 08648	609-844-7040
8. Pennington Borough	Marianne Busher	30 N. Main St., Pennington, N.J. 08534	609-737-0276
11. Trenton City	Patricia Hice	319 E. State St., Trenton, N.J. 08608	609-989-3083
12. Robbinsville Township	Gregory J. Busa	1 Washington Blvd., Suite 6, Robbinsville, NJ 08691	609-918-0002
13. West Windsor Township	Stephen Benner	271 Clarksville Rd., Princeton Jct., N.J. 08550	609-799-2400
14. Princeton	Neal A. Snyder	400 Witherspoon St., Princeton, N.J. 08540	609-924-1084



