

# **ABSTRACT OF RATABLES**

## **PASSAIC COUNTY**

**2019**



### **PASSAIC COUNTY BOARD OF TAXATION**

**ERNEST SCHEIDEMANN, C.T.A., President**

**VILMO DiPAOLO, Commissioner**

**LOUIS BATELLI, Commissioner**

**JAY R. SCHWARTZ, M.P.A., Tax Administrator**

**435 Hamburg Turnpike, Wayne, New Jersey 07470**

**Telephone: (973) 720-7399**

**2019 ABSTRACT OF RATABLES FOR THE COUNTY OF PASSAIC**

TAXING DISTRICTS	1		2	3	4	5	6
	TAXABLE VALUE		TAXABLE VALUE OF LAND AND IMPROVEMENTS (COL 1A+1B)	TOTAL TAXABLE VALUE OF PARTIAL EXEMPTIONS & ABATEMENTS (ASSESSED VAL.)	NET TAXABLE VALUE OF LAND & IMPROVEMENTS (COL 2-3)	TAXABLE VALUE COMMUNICATION EQUIPMENT	NET TAXABLE VALUE (COL 4+5)
	(A)	(B)					
	LAND	IMPROVEMENTS (INCLUDES PARTIAL EXEMPTIONS & ABATEMENTS)					
01:BLOOMINGDALE BORO	345,733,000	385,977,200	731,710,200	0	731,710,200	0	731,710,200
02:CLIFTON CITY	2,475,908,600	2,840,665,200	5,316,573,800	927,100	5,315,646,700	6,840,163	5,322,486,863
03:HALEDON BORO	157,955,300	349,154,700	507,110,000	0	507,110,000	0	507,110,000
04:HAWTHORNE BORO	594,824,300	631,128,700	1,225,953,000	0	1,225,953,000	471	1,225,953,471
05:LITTLE FALLS TWP	669,541,700	835,018,000	1,504,559,700	0	1,504,559,700	4,521,300	1,509,081,000
06:NORTH HALEDON BORO	488,398,400	696,507,500	1,184,905,900	0	1,184,905,900	862	1,184,906,762
07:PASSAIC CITY	870,904,400	2,078,833,100	2,949,737,500	5,164,500	2,944,573,000	15,213,200	2,959,786,200
08:PATERSON CITY	1,703,263,300	4,503,658,000	6,206,921,300	0	6,206,921,300	13,181,928	6,220,103,228
09:POMPTON LAKES BORO	479,840,600	722,908,100	1,202,748,700	0	1,202,748,700	0	1,202,748,700
10:PROSPECT PARK BORO	74,869,200	187,959,500	262,828,700	0	262,828,700	145,000	262,973,700
11:RINGWOOD BORO	735,276,600	726,416,500	1,461,693,100	0	1,461,693,100	0	1,461,693,100
12:TOTOWA BORO	1,098,920,700	1,214,689,800	2,313,610,500	289,900	2,313,320,600	0	2,313,320,600
13:WANAQUE BORO	432,449,500	686,709,600	1,119,159,100	0	1,119,159,100	0	1,119,159,100
14:WAYNE TWP	2,368,578,200	2,873,711,500	5,242,289,700	112,800	5,242,176,900	0	5,242,176,900
15:WEST MILFORD TWP	1,117,072,600	1,624,222,000	2,741,294,600	0	2,741,294,600	100	2,741,294,700
16:WOODLAND PARK BORO	697,011,500	993,972,400	1,690,983,900	262,600	1,690,721,300	939	1,690,722,239
PASSAIC	14,310,547,900	21,351,531,800	35,662,079,700	6,756,900	35,655,322,800	39,903,963	35,695,226,763

**2019 ABSTRACT OF RATABLES FOR THE COUNTY OF PASSAIC**

TAXING DISTRICTS	7	8	9		10		11
	GENERAL TAX RATE PER \$100	COUNTY EQUALI- ZATION RATIO	TRUE VALUE		EQUALIZATION		NET VALUATION FOR COUNTY TAX APPORTIONMENT (COL 6-9A+9B -10A+10B)
			(A) UEZ ABATEMENT EXPIRED	(B) CLASS II RAILROADS	(A) AMOUNTS DEDUCTED	(B) AMOUNTS ADDED	
01:BLOOMINGDALE BORO	4.318	89.04%	0	0		103,244,385	834,954,585
02:CLIFTON CITY	5.454	53.28%	0	0		4,788,108,631	10,110,595,494
03:HALEDON BORO	4.763	85.78%	0	0		85,862,127	592,972,127
04:HAWTHORNE BORO	5.977	47.13%	0	0		1,384,549,544	2,610,503,015
05:LITTLE FALLS TWP	3.181	91.55%	0	0		146,342,783	1,655,423,783
06:NORTH HALEDON BORO	2.864	86.21%	0	0		191,140,729	1,376,047,491
07:PASSAIC CITY	3.677	78.85%	0	0		892,236,924	3,852,023,124
08:PATERSON CITY	4.134	83.34%	0	0		1,379,806,487	7,599,909,715
09:POMPTON LAKES BORO	3.669	99.68%	0	0		11,796,674	1,214,545,374
10:PROSPECT PARK BORO	5.176	82.26%	0	0		57,851,801	320,825,501
11:RINGWOOD BORO	3.806	85.63%	0	0		245,902,785	1,707,595,885
12:TOTOWA BORO	2.388	106.90%	0	0	138,426,684		2,174,893,916
13:WANAQUE BORO	3.907	85.50%	0	0		199,614,359	1,318,773,459
14:WAYNE TWP	5.514	51.00%	0	0		5,074,003,834	10,316,180,734
15:WEST MILFORD TWP *	3.695	90.68%	0	0		285,491,905	3,026,786,605
16:WOODLAND PARK BORO	3.115	93.89%	0	0		117,605,964	1,808,328,203
PASSAIC		%	0	0	138,426,684	14,963,558,932	50,520,359,011

\* Excludes Garbage District Rate of \$0.066

2019 ABSTRACT OF RATABLES FOR THE COUNTY OF PASSAIC

SECTION 12 - A

TAXING DISTRICT	SECTION 12 - A							
	(i)	(ii)				(iii)	(iv)	(v)
	TOTAL COUNTY TAXES APPORTIONED	ADJUSTMENTS RESULTING FROM:				NET COUNTY TAXES APPORTIONED	MUNICIPAL BUDGET STATE AID	NET COUNTY TAXES APPORTIONED LESS STATE AID (COL.12 AIII-12AIV-COUNTY BPP ADJUSTMENT)
		(A)		(B)				
EQUAL TABLE APPEALS		DEDUCT OVERPAY	ADD UNDERPAY	APPEALS & CORRECTIONS	DEDUCT OVERPAY			
01:BLOOMINGDALE BORO	5,784,953.37	.00	.00	7,495.20	.00	5,777,458.17	.00	5,777,458.17
02:CLIFTON CITY	70,050,903.98	.00	.00	67,760.93	.00	69,983,143.05	.00	69,983,143.05
03:HALEDON BORO	4,108,386.45	.00	.00	16,521.57	.00	4,091,864.88	.00	4,091,864.88
04:HAWTHORNE BORO	18,086,777.99	.00	.00	17,189.65	.00	18,069,588.34	.00	18,069,588.34
05:LITTLE FALLS TWP	11,469,545.24	.00	.00	10,129.93	.00	11,459,415.31	.00	11,459,415.31
06:NORTH HALEDON BORO	9,533,896.47	.00	.00	5,010.85	.00	9,528,885.62	.00	9,528,885.62
07:PASSAIC CITY	26,688,606.24	.00	.00	331,980.84	.00	26,356,625.40	.00	26,356,625.40
08:PATERSON CITY	52,655,706.18	.00	.00	800,956.78	.00	51,854,749.40	.00	51,854,749.40
09:POMPTON LAKES BORO	8,414,934.75	.00	.00	17,499.66	.00	8,397,435.09	.00	8,397,435.09
10:PROSPECT PARK BORO	2,222,828.16	.00	.00	799.42	.00	2,222,028.74	.00	2,222,028.74
11:RINGWOOD BORO	11,831,017.81	.00	.00	20,693.16	.00	11,810,324.65	.00	11,810,324.65
12:TOTOWA BORO	15,068,675.72	.00	.00	239,847.46	.00	14,828,828.26	.00	14,828,828.26
13:WANAQUE BORO	9,137,075.36	.00	.00	9,829.02	.00	9,127,246.34	.00	9,127,246.34
14:WAYNE TWP	71,475,294.05	.00	.00	830,458.59	.00	70,644,835.46	.00	70,644,835.46
15:WEST MILFORD TWP	20,970,984.15	.00	.00	50,402.07	.00	20,920,582.08	.00	20,920,582.08
16:WOODLAND PARK BORO	12,528,939.12	.00	.00	31,315.91	.00	12,497,623.21	.00	12,497,623.21
PASSAIC	350,028,525.04	.00	.00	2,457,891.04	.00	347,570,634.00	.00	347,570,634.00

**2019 ABSTRACT OF RATABLES FOR THE COUNTY OF PASSAIC**

TAXING DISTRICTS	SECTION 12 - B			SECTION 12 - C		
	(A)	(B)	(C)	LOCAL TAXES TO BE RAISED FOR:		
	COUNTY LIBRARY TAXES APPORTIONED	COUNTY HEALTH SERVICE TAXES APPORTIONED	COUNTY OPEN SPACE TAXES APPORTIONED	(i) DISTRICT SCHOOL PURPOSES		
				(A) DISTRICT SCHOOL (adjusted for BPP)	(B) REG., CONSOL. & JOINT SCHOOL (adjusted for BPP)	(C) LOCAL SCHOOL (adjusted for BPP)
01:BLOOMINGDALE BORO	.00	.00	83,390.27	17,383,795.00	.00	.00
02:CLIFTON CITY	.00	.00	1,010,032.03	135,235,060.00	.00	.00
03:HALEDON BORO	.00	.00	59,060.25	6,564,528.00	5,346,478.00	.00
04:HAWTHORNE BORO	.00	.00	260,808.37	39,255,311.00	.00	.00
05:LITTLE FALLS TWP	.00	.00	165,390.13	15,034,497.00	7,569,071.00	.00
06:NORTH HALEDON BORO	.00	.00	137,532.12	11,102,283.00	2,332,118.00	.00
07:PASSAIC CITY	.00	.00	380,538.69	16,818,577.00	.00	.00
08:PATERSON CITY	.00	.00	748,259.61	45,211,085.00	.00	.00
09:POMPTON LAKES BORO	.00	.00	121,007.42	24,902,686.00	.00	.00
10:PROSPECT PARK BORO	.00	.00	32,071.97	3,256,822.00	3,465,804.00	.00
11:RINGWOOD BORO	.00	.00	170,455.94	20,531,793.00	11,149,000.00	.00
12:TOTOWA BORO	.00	.00	213,937.52	16,535,937.00	10,609,529.00	.00
13:WANAQUE BORO	.00	.00	131,734.90	15,391,623.00	8,332,484.00	.00
14:WAYNE TWP	.00	.00	1,018,560.10	153,846,202.00	.00	.00
15:WEST MILFORD TWP	.00	.00	301,967.93	56,383,282.00	.00	.00
16:WOODLAND PARK BORO	.00	.00	180,388.95	17,143,304.00	8,588,669.00	.00
PASSAIC	.00	.00	5,015,136.20	594,596,785.00	57,393,153.00	.00

**2019 ABSTRACT OF RATABLES FOR THE COUNTY OF PASSAIC**

TAXING DISTRICTS	SECTION 12 - C			SECTION 12 - D  TOTAL LEVY ON WHICH TAX RATE IS COMPUTED
	LOCAL TAXES TO BE RAISED FOR:			
	(ii) LOCAL MUNICIPAL PURPOSES			
	(A) MUNICIPAL BUDGET (adjusted for BPP)	(B) MUNICIPAL OPEN SPACE BUDGET	(C) MUNICIPAL LIBRARY BUDGET	
01:BLOOMINGDALE BORO	7,892,813.77	182,930.00	273,712.00	31,594,099.21
02:CLIFTON CITY	80,695,427.00	.00	3,319,696.00	290,243,358.08
03:HALEDON BORO	7,891,060.45	.00	197,627.18	24,150,618.76
04:HAWTHORNE BORO	14,818,184.11	.00	863,400.89	73,267,292.71
05:LITTLE FALLS TWP	13,141,499.00	75,454.00	545,011.00	47,990,337.44
06:NORTH HALEDON BORO	10,375,537.73	.00	457,384.00	33,933,740.47
07:PASSAIC CITY	63,996,678.00	.00	1,266,411.00	108,818,830.09
08:PATERSON CITY	156,934,947.85	.00	2,329,538.10	257,078,579.96
09:POMPTON LAKES BORO	10,178,670.20	120,275.00	406,865.36	44,126,939.07
10:PROSPECT PARK BORO	4,633,542.00	.00	.00	13,610,268.71
11:RINGWOOD BORO	11,815,530.36	146,170.00	.00	55,623,273.95
12:TOTOWA BORO	12,337,565.00	.00	709,462.00	55,235,258.78
13:WANAQUE BORO	10,194,059.18	111,916.00	436,384.00	43,725,447.42
14:WAYNE TWP	59,024,385.00	1,048,435.00	3,430,334.00	289,012,751.56
15:WEST MILFORD TWP	22,504,035.00	148,030.00	1,007,594.00	101,265,491.01
16:WOODLAND PARK BORO	13,480,893.00	169,072.00	598,289.00	52,658,239.16
PASSAIC	499,914,827.65	2,002,282.00	15,841,708.53	1,522,334,526.38

**2019 ABSTRACT OF RATABLES FOR THE COUNTY OF PASSAIC**

TAXING DISTRICTS	SECTION 13						
	REAL PROPERTY EXEMPT FROM TAXATION						
	(A) PUBLIC SCHOOL	(B) OTHER SCHOOL	(C) PUBLIC PROPERTY	(D) CHURCH AND CHARITABLE	(E) CEMETERIES AND GRAVEYARDS	(F) OTHER EXEMPTS	(G) TOTAL AMOUNT OF EXEMPTS (13A+B+C+D+E+F)
01:BLOOMINGDALE BORO	13,011,800	0	22,913,200	10,239,700	0	20,546,900	66,711,600
02:CLIFTON CITY	144,852,100	23,454,800	124,917,100	131,633,800	48,503,700	87,634,300	560,995,800
03:HALEDON BORO	46,236,500	2,449,000	26,660,000	21,524,500	0	4,082,600	100,952,600
04:HAWTHORNE BORO	25,652,000	1,370,000	54,155,700	18,574,500	136,400	6,369,600	106,258,200
05:LITTLE FALLS TWP	36,103,500	0	310,988,800	17,576,600	0	10,006,100	374,675,000
06:NORTH HALEDON BORO	58,420,600	35,547,000	24,885,300	39,388,500	0	7,990,300	166,231,700
07:PASSAIC CITY	164,479,600	48,679,000	174,018,300	161,326,200	0	84,272,200	632,775,300
08:PATERSON CITY	429,280,100	16,665,600	719,699,300	337,399,100	25,013,500	208,238,100	1,736,295,700
09:POMPTON LAKES BORO	29,025,300	0	43,987,400	25,842,400	0	7,254,300	106,109,400
10:PROSPECT PARK BORO	14,573,800	7,203,800	5,723,700	9,328,500	0	799,100	37,628,900
11:RINGWOOD BORO	28,227,400	5,547,900	83,616,800	13,762,500	9,300	14,296,400	145,460,300
12:TOTOWA BORO	22,260,500	0	175,061,600	29,735,100	57,269,500	8,150,100	292,476,800
13:WANAQUE BORO	38,714,300	0	416,284,000	12,138,100	115,300	12,451,100	479,702,800
14:WAYNE TWP	132,995,700	154,557,400	242,375,600	109,476,500	4,700	75,500,600	714,910,500
15:WEST MILFORD TWP	52,745,000	0	155,291,800	26,286,400	793,500	45,836,300	280,953,000
16:WOODLAND PARK BORO	24,411,500	0	163,828,000	20,227,200	1,943,700	10,761,200	221,171,600
PASSAIC	1,260,989,700	295,474,500	2,744,406,600	984,459,600	133,789,600	604,189,200	6,023,309,200

**2019 ABSTRACT OF RATABLES FOR THE COUNTY OF PASSAIC**

TAXING DISTRICTS	SECTION 14				SECTION 15	
	AMOUNT OF MISCELLANEOUS REVENUES TO SUPPORT LOCAL BUDGET				DEDUCTIONS ALLOWED	
	(A) SURPLUS REVENUE	(B) MISCELLANEOUS REVENUES ANTICIPATED	(C) RECEIPTS FROM DELINQUENT TAX	(D) TOTAL OF MISCELLANEOUS REVENUES (COL. 14A+B+C)	(A) SENIOR CITIZEN, DISABLED AND SURVIVING SPOUSE	(B) VETERANS AND WIDOWS
01:BLOOMINGDALE BORO	675,000.00	2,784,348.00	210,000.00	3,669,348.00	8,000.00	45,000.00
02:CLIFTON CITY	6,390,000.00	25,211,156.00	3,000,000.00	34,601,156.00	81,250.00	340,250.00
03:HALEDON BORO	800,000.00	1,521,710.03	600,000.00	2,921,710.03	9,500.00	20,750.00
04:HAWTHORNE BORO	2,793,322.00	3,782,325.70	540,000.00	7,115,647.70	14,750.00	87,500.00
05:LITTLE FALLS TWP	1,400,000.00	3,609,246.68	399,862.00	5,409,108.68	12,750.00	59,250.00
06:NORTH HALEDON BORO	1,420,411.04	1,525,791.00	221,400.00	3,167,602.04	12,250.00	56,000.00
07:PASSAIC CITY	4,260,000.00	22,848,952.00	350,000.00	27,458,952.00	49,500.00	43,750.00
08:PATERSON CITY	8,640,100.00	112,205,809.53	7,297,562.34	128,143,471.87	79,750.00	108,250.00
09:POMPTON LAKES BORO	985,000.00	2,037,919.88	473,000.00	3,495,919.88	11,750.00	60,500.00
10:PROSPECT PARK BORO	681,000.00	1,147,190.87	368,000.00	2,196,190.87	5,500.00	8,250.00
11:RINGWOOD BORO	1,200,000.00	2,941,927.03	461,000.00	4,602,927.03	8,500.00	73,500.00
12:TOTOWA BORO	2,945,000.00	3,554,326.00	525,000.00	7,024,326.00	25,000.00	66,000.00
13:WANAQUE BORO	975,000.00	2,629,702.66	320,000.00	3,924,702.66	15,500.00	82,750.00
14:WAYNE TWP	7,333,491.00	11,564,444.00	2,000,000.00	20,897,935.00	41,500.00	268,750.00
15:WEST MILFORD TWP	4,191,839.00	5,985,935.00	1,100,000.00	11,277,774.00	43,000.00	172,500.00
16:WOODLAND PARK BORO	1,900,000.00	1,733,513.00	382,000.00	4,015,513.00	16,500.00	74,500.00
PASSAIC	46,590,163.04	205,084,297.38	18,247,824.34	269,922,284.76	435,000.00	1,567,500.00



**2019 ABSTRACT OF RATABLES FOR THE COUNTY OF PASSAIC**

ADDENDUM TO ABSTRACT OF RATABLES -- ASSESSED VALUE OF PARTIAL EXEMPTIONS & ABATEMENTS (COLUMN 3)

	(1)	(2)	(3)	(4)	(5)	(6)	(7)	(8)	(9)
TAXING DISTRICTS	POLLUTION CONTROL	FIRE SUPPRESSION	FALLOUT SHELTER	WATER-SEWER FACILITY	RENEWABLE ENERGY	UEZ ABATEMENT	HOME IMPROVEMENT	MULTI-FAMILY DWELLING	CLASS 4 ABATEMENT
01:BLOOMINGDALE BORO	0	0	0	0	0	0	0	0	0
02:CLIFTON CITY	0	927,100	0	0	0	0	0	0	0
03:HALEDON BORO	0	0	0	0	0	0	0	0	0
04:HAWTHORNE BORO	0	0	0	0	0	0	0	0	0
05:LITTLE FALLS TWP	0	0	0	0	0	0	0	0	0
06:NORTH HALEDON BORO	0	0	0	0	0	0	0	0	0
07:PASSAIC CITY	0	0	0	0	0	0	0	0	0
08:PATERSON CITY	0	0	0	0	0	0	0	0	0
09:POMPTON LAKES BORO	0	0	0	0	0	0	0	0	0
10:PROSPECT PARK BORO	0	0	0	0	0	0	0	0	0
11:RINGWOOD BORO	0	0	0	0	0	0	0	0	0
12:TOTOWA BORO	0	289,900	0	0	0	0	0	0	0
13:WANAQUE BORO	0	0	0	0	0	0	0	0	0
14:WAYNE TWP	0	112,800	0	0	0	0	0	0	0
15:WEST MILFORD TWP	0	0	0	0	0	0	0	0	0
16:WOODLAND PARK BORO	0	262,600	0	0	0	0	0	0	0
PASSAIC	0	1,592,400	0	0	0	0	0	0	0



**2019 ABSTRACT OF RATABLES FOR THE COUNTY OF PASSAIC**

ADDENDUM -- EQUALIZED VALUE BASED ON IN LIEU OF TAXES (COL.10B)

TAXING DISTRICTS	(1)	(2)	(3)	(4)	(5)
	C.12 PL 1977 IN LIEU OF TAX	NJ HOUSING FINANCE AGENCY	URBAN RENEWAL	OTHER	TOTAL
01:BLOOMINGDALE BORO	0	0	0	0	0
02:CLIFTON CITY	0	0	0	0	0
03:HALEDON BORO	0	0	0	0	0
04:HAWTHORNE BORO	0	0	0	0	0
05:LITTLE FALLS TWP	0	0	0	0	0
06:NORTH HALEDON BORO	0	0	0	0	0
07:PASSAIC CITY	0	0	0	0	0
08:PATERSON CITY	0	0	0	0	0
09:POMPTON LAKES BORO	0	0	0	0	0
10:PROSPECT PARK BORO	0	0	0	0	0
11:RINGWOOD BORO	0	0	0	0	0
12:TOTOWA BORO	0	0	0	0	0
13:WANAQUE BORO	0	0	0	0	0
14:WAYNE TWP	0	0	0	0	0
15:WEST MILFORD TWP	0	0	0	0	0
16:WOODLAND PARK BORO	0	0	0	0	0
PASSAIC	0	0	0	0	0

**2019 ABSTRACT OF RATABLES FOR THE COUNTY OF PASSAIC**

TAXING DISTRICTS	BREAKDOWN OF GENERAL TAX RATE											
	COUNTY TAX	LIBRARY TAX	HEALTH SERVICE TAX	COUNTY OPEN SPACE TAX	DISTRICT SCHOOL TAX	REGIONAL SCHOOL TAX	LOCAL SCHOOL TAX	MUNICIPAL PURPOSE TAX	MUNICIPAL OPEN SPACE TAX	MUNICIPAL LIBRARY TAX	GENERAL TAX RATE	EFFECTIVE TAX RATE
01:BLOOMINGDALE BORO	.790	.000	.000	.012	2.376	.000	.000	1.078	.025	.037	4.318	3.784
02:CLIFTON CITY	1.315	.000	.000	.019	2.541	.000	.000	1.517	.000	.062	5.454	2.871
03:HALEDON BORO	.807	.000	.000	.012	1.295	1.055	.000	1.556	.000	.038	4.763	4.073
04:HAWTHORNE BORO	1.474	.000	.000	.022	3.203	.000	.000	1.208	.000	.070	5.977	2.807
05:LITTLE FALLS TWP	.760	.000	.000	.011	.997	.502	.000	.870	.005	.036	3.181	2.899
06:NORTH HALEDON BORO	.805	.000	.000	.012	.937	.197	.000	.875	.000	.038	2.864	2.466
07:PASSAIC CITY	.891	.000	.000	.013	.569	.000	.000	2.162	.000	.042	3.677	2.825
08:PATERSON CITY	.834	.000	.000	.013	.727	.000	.000	2.523	.000	.037	4.134	3.383
09:POMPTON LAKES BORO	.699	.000	.000	.011	2.070	.000	.000	.846	.010	.033	3.669	3.633
10:PROSPECT PARK BORO	.845	.000	.000	.013	1.239	1.318	.000	1.761	.000	.000	5.176	4.242
11:RINGWOOD BORO	.808	.000	.000	.012	1.405	.763	.000	.808	.010	.000	3.806	3.257
12:TOTOWA BORO	.642	.000	.000	.010	.715	.458	.000	.533	.000	.030	2.388	2.540
13:WANAQUE BORO	.816	.000	.000	.012	1.376	.745	.000	.910	.010	.038	3.907	3.316
14:WAYNE TWP	1.348	.000	.000	.020	2.935	.000	.000	1.126	.020	.065	5.514	2.802
15:WEST MILFORD TWP	.764	.000	.000	.012	2.057	.000	.000	.821	.005	.036	3.695	3.346
16:WOODLAND PARK BORO	.740	.000	.000	.011	1.014	.508	.000	.798	.009	.035	3.115	2.912




**2019 ABSTRACT OF RATABLES FOR THE COUNTY OF PASSAIC**


SPECIAL TAXING DISTRICTS					
TAXING DISTRICT	SPECIAL TAXING DISTRICT	NUMBER OF RATABLES	RATABLE VALUE	BUDGET	SPECIAL DISTRICT RATE
15:WEST MILFORD TWP	GARBAGE DISTRICT: G01	11,607	2,741,294,700	1,791,290.00	.066

2019 ABSTRACT OF RATABLES FOR THE COUNTY OF PASSAIC

Total Amount of Miscellaneous Revenues (included Surplus Revenues Appropriated) for the Support of the County Budget	.....	\$68,850,582.07
Rate per \$100 to be applied to Column 11 for apportionment of County Taxes		.69284647
Net County Taxes Apportioned (Column 12 A iii)	.....	347,570,634.00
* Adjustments (Net Total (Column 12 A i))		2,457,891.04
* Net Overpayments are added to the Net Taxes Apportioned Net Underpayments are deducted from the Net Taxes Apportioned		
Rate per \$100 to be applied to Column 11 for apportionment of Library Taxes	.....	.00000000
Rate per \$100 to be applied to Column 11 for apportionment of Health Taxes	.....	.00000000
Rate per \$100 to be applied to Column 11 for apportionment of Open Space Taxes	.....	.01000000
County Percentage Level of Taxable Value of Real Property is 100%		


PASSAIC COUNTY BOARD OF TAXATION

  
Ernest Scheidemann, President


  
Vilmo DiPaolo, Commissioner

  
Louis Batelli, Commissioner

\_\_\_\_\_  
\_\_\_\_\_  
\_\_\_\_\_

ATTEST:  CTA  
Jay Schwartz, M.P.A., C.T.A., Tax Administrator

I hereby certify this to be a true copy of the Abstract of Ratables and Exemptions for the County of PASSAIC, State of New Jersey for the year 2019 as filed with me by the PASSAIC County Board of Taxation

  
\_\_\_\_\_  
CTA

**PASSAIC COUNTY 2019 LINE ITEM BREAKDOWN**

MUNICIPALITY	1	2	3A	3B	4A	4B	4C	5	6	15A	15B	15C	15D	15E	15F	TOTAL
01 BLOOMINGDALE BORO	85	2,453	5	14	106	3	7	4	0	3	0	51	6	0	18	2,755
02 CLIFTON CITY	193	21,376	1	1	1,097	425	120	38	1	30	14	180	98	10	97	23,681
03 HALEDON BORO	97	1,692	0	0	143	24	10	0	0	9	1	33	11	0	16	2,036
04 HAWTHORNE BORO	118	5,459	0	0	274	116	21	1	2	7	1	90	25	2	27	6,143
05 LITTLE FALLS TWP	161	3,478	0	0	197	35	10	0	2	14	0	265	17	0	29	4,208
06 NORTH HALEDON BORO	53	2,934	1	1	88	4	0	0	1	5	3	29	17	0	27	3,163
07 PASSAIC CITY	180	6,330	0	0	1,196	115	417	12	1	52	12	161	183	0	38	8,697
08 PATERSON CITY	999	18,119	0	0	3,628	489	538	42	1	131	12	499	610	2	293	25,363
09 POMPTON LAKES BORO	46	3,665	0	0	162	10	8	2	1	3	0	170	25	0	38	4,130
10 PROSPECT PARK BORO	20	1,080	0	0	62	2	0	0	2	1	2	10	7	0	4	1,190
11 RINGWOOD BORO	227	4,317	8	31	58	25	0	0	1	10	1	118	13	2	43	4,854
12 TOTOWA BORO	72	3,435	1	1	235	78	1	9	0	2	0	67	6	9	15	3,931
13 WANAQUE BORO	225	4,312	1	4	105	18	4	0	0	6	0	132	19	4	35	4,865
14 WAYNE TWP	437	16,467	6	10	601	87	9	7	1	19	13	667	81	2	57	18,464
15 WEST MILFORD TWP	1,098	9,854	116	228	278	29	2	0	2	24	0	406	32	8	153	12,230
16 WOODLAND PARK BORO	62	3,645	0	1	226	29	8	0	1	5	0	72	10	4	31	4,094
** COUNTY TOTALS	4,073	108,616	139	291	8,456	1,489	1,155	115	16	321	59	2,950	1,160	43	921	129,804

CLASS 1: VACANT                      CLASS 2: RESIDENTIAL                      CLASS 3A: REGULAR FARM                      CLASS 3B: QUALIFIED FARM                      CLASS 4A: COMMERCIAL  
 CLASS 4B: INDUSTRIAL                      CLASS 4C: APARTMENTS                      CLASS 5: RAILROADS                      CLASS 6: PERS. PROPERTY                      CLASS 15A: PUBLIC SCHOOL  
 CLASS 15B: OTHER SCHOOL                      CLASS 15C: PUBLIC PROP.                      CLASS 15D: CHURCH & CHAR.                      CLASS 15E: CEMETERIES                      CLASS 15F: OTHER



**PASSAIC COUNTY 2019 RATABLE SUMMARY**

MUNICIPALITY	CLASS 1	CLASS 2	CLASS 3A	CLASS 3B	CLASS 4A	CLASS 4B	CLASS 4C	PUB. UTIL.	TOTAL
BLOOMINGDALE BORO	24,487,000	625,873,000	1,504,300	91,600	52,493,900	5,200,100	22,060,300	0	731,710,200
CLIFTON CITY	46,461,400	3,810,314,200	298,500	12,400	797,672,900	519,843,500	141,043,800	6,840,163	5,322,486,863
HALEDON BORO	5,333,400	389,838,100	0	0	69,383,500	21,397,700	21,157,300	0	507,110,000
HAWTHORNE BORO	6,950,700	994,162,300	0	0	115,328,300	75,249,700	34,262,000	471	1,225,953,471
LITTLE FALLS TWP	31,587,800	1,075,954,400	0	0	246,973,400	44,058,500	105,985,600	4,521,300	1,509,081,000
NORTH HALEDON BORO	8,618,500	1,112,245,300	571,100	11,100	58,875,300	4,584,600	0	862	1,184,906,762
PASSAIC CITY	10,417,700	1,723,245,900	0	0	661,025,100	170,898,200	378,986,100	15,213,200	2,959,786,200
PATERSON CITY	51,253,000	3,486,261,500	0	0	1,696,624,700	480,989,100	491,793,000	13,181,928	6,220,103,228
POMPTON LAKES BORO	3,961,100	1,021,299,700	0	0	114,091,600	37,418,100	25,978,200	0	1,202,748,700
PROSPECT PARK BORO	6,962,800	228,461,200	0	0	21,815,000	5,589,700	0	145,000	262,973,700
RINGWOOD BORO	59,856,500	1,305,174,500	3,919,600	69,100	69,837,800	22,835,600	0	0	1,461,693,100
TOTOWA BORO	39,230,900	1,367,903,100	900,400	2,800	563,532,600	339,352,600	2,398,200	0	2,313,320,600
WANAQUE BORO	31,423,400	991,182,000	805,300	7,700	70,309,900	19,394,900	6,035,900	0	1,119,159,100
WAYNE TWP	51,574,200	3,786,578,900	1,405,200	94,200	1,099,015,200	215,823,600	87,685,600	0	5,242,176,900
WEST MILFORD TWP	69,399,300	2,389,459,300	47,526,600	592,600	190,758,100	42,015,100	1,543,600	100	2,741,294,700
WOODLAND PARK BORO	14,786,500	1,259,332,400	0	1,800	298,199,600	54,477,400	63,923,600	939	1,690,722,239
COUNTY TOTALS	462,304,200	25,567,285,800	56,931,000	883,300	6,125,936,900	2,059,128,400	1,382,853,200	39,903,963	35,695,226,763

**PASSAIC COUNTY 2019 TAX LEVY APPORTIONMENT ANALYSIS**

MUNICIPALITY	TOTAL TAX LEVY	COUNTY TAX LEVY		MUNICIPAL TAX LEVY		SCHOOL TAX LEVY		COUNTY LIBRARY TAX		COUNTY OPEN SPACE TAX	
		COUNTY TAXES APPORTIONED	% OF TOTAL LEVY	TOTAL MUNICIPAL TAX LEVY	% OF TOTAL LEVY	TOTAL SCHOOL TAX LEVY	% OF TOTAL LEVY	TOTAL LIBRARY TAX LEVY	% OF TOTAL LEVY	TOTAL OPEN SPACE TAX LEVY	% OF TOTAL LEVY
01 BLOOMINGDALE BORO	\$31,594,099.21	\$5,777,458.17	18.29%	\$8,349,455.77	26.43%	\$17,383,795.00	55.02%	\$0.00	.00%	\$83,390.27	.26%
02 CLIFTON CITY	\$290,243,358.08	\$69,983,143.05	24.11%	\$84,015,123.00	28.95%	\$135,235,060.00	46.59%	\$0.00	.00%	\$1,010,032.03	.35%
03 HALEDON BORO	\$24,150,618.76	\$4,091,864.88	16.94%	\$8,088,687.63	33.49%	\$11,911,006.00	49.32%	\$0.00	.00%	\$59,060.25	.24%
04 HAWTHORNE BORO	\$73,267,292.71	\$18,069,588.34	24.66%	\$15,681,585.00	21.40%	\$39,255,311.00	53.58%	\$0.00	.00%	\$260,808.37	.36%
05 LITTLE FALLS TWP	\$47,990,337.44	\$11,459,415.31	23.88%	\$13,761,964.00	28.68%	\$22,603,568.00	47.10%	\$0.00	.00%	\$165,390.13	.34%
06 NORTH HALEDON BORO	\$33,933,740.47	\$9,528,885.62	28.08%	\$10,832,921.73	31.92%	\$13,434,401.00	39.59%	\$0.00	.00%	\$137,532.12	.41%
07 PASSAIC CITY	\$108,818,830.09	\$26,356,625.40	24.22%	\$65,263,089.00	59.97%	\$16,818,577.00	15.46%	\$0.00	.00%	\$380,538.69	.35%
08 PATERSON CITY	\$257,078,579.96	\$51,854,749.40	20.17%	\$159,264,485.95	61.95%	\$45,211,085.00	17.59%	\$0.00	.00%	\$748,259.61	.29%
09 POMPTON LAKES BORO	\$44,126,939.07	\$8,397,435.09	19.03%	\$10,705,810.56	24.26%	\$24,902,686.00	56.43%	\$0.00	.00%	\$121,007.42	.27%
10 PROSPECT PARK BORO	\$13,610,268.71	\$2,222,028.74	16.33%	\$4,633,542.00	34.04%	\$6,722,626.00	49.39%	\$0.00	.00%	\$32,071.97	.24%
11 RINGWOOD BORO	\$55,623,273.95	\$11,810,324.65	21.23%	\$11,961,700.36	21.50%	\$31,680,793.00	56.96%	\$0.00	.00%	\$170,455.94	.31%
12 TOTOWA BORO	\$55,235,258.78	\$14,828,828.26	26.85%	\$13,047,027.00	23.62%	\$27,145,466.00	49.15%	\$0.00	.00%	\$213,937.52	.39%
13 WANAQUE BORO	\$43,725,447.42	\$9,127,246.34	20.87%	\$10,742,359.18	24.57%	\$23,724,107.00	54.26%	\$0.00	.00%	\$131,734.90	.30%
14 WAYNE TWP	\$289,012,751.56	\$70,644,835.46	24.44%	\$63,503,154.00	21.97%	\$153,846,202.00	53.23%	\$0.00	.00%	\$1,018,560.10	.35%
15 WEST MILFORD TWP	\$101,265,491.01	\$20,920,582.08	20.66%	\$23,659,659.00	23.36%	\$56,383,282.00	55.68%	\$0.00	.00%	\$301,967.93	.30%
16 WOODLAND PARK BORO	\$52,658,239.16	\$12,497,623.21	23.73%	\$14,248,254.00	27.06%	\$25,731,973.00	48.87%	\$0.00	.00%	\$180,388.95	.34%
** COUNTY TOTAL	\$1,522,334,526.38	\$347,570,634.00	22.83%	\$517,758,818.18	34.01%	\$651,989,938.00	42.83%	\$0.00	.00%	\$5,015,136.20	.33%

TAX YEAR: 2019

TAXING DISTRICT: BLOOMINGDALE BORO PASSAIC COUNTY

TAXABLE VALUE: 731,710,200

COUNTY EQUALIZATION RATIO: 89.04

EQUALIZED VALUE: 834,954,585

TAX RATE PER \$100: 4.318

EFFECTIVE TAX RATE: 3.784

APPORTIONMENT OF TAXES

	AMOUNT	RATE PER \$100.
COUNTY TAXES	\$5,777,458.17	.78958284
COUNTY LIBRARY TAX	\$ .00	.00000000
COUNTY HEALTH TAX	\$ .00	.00000000
COUNTY OPEN SPACE TAX	\$83,390.27	.01139663
DISTRICT SCHOOL TAX	\$17,383,795.00	2.37577596
REGIONAL SCHOOL TAX	\$ .00	.00000000
REGIONAL SCHOOL TAX	\$ .00	.00000000
LOCAL SCHOOL TAX	\$ .00	.00000000
MUNICIPAL PURPOSE TAX	\$7,892,813.77	1.07868030
MUNICIPAL OPEN SPACE TAX	\$182,930.00	.02500033
MUNICIPAL LIBRARY TAX	\$273,712.00	.03740716
TOTAL TAX LEVY & RATE	\$31,594,099.21	4.31784322
MISC. & SURPLUS REVENUES	\$3,669,348.00	

NET VALUATION & CLASS BREAKDOWN

	VALUE	LINE ITEMS
CLASS 1 (VACANT LAND)	24,487,000	85
CLASS 2 (RESIDENTIAL)	625,873,000	2,453
CLASS 3A (REGULAR FARM)	1,504,300	5
CLASS 3B (QUALIFIED FARM)	91,600	14
CLASS 4A (COMMERCIAL)	52,493,900	106
CLASS 4B (INDUSTRIAL)	5,200,100	3
CLASS 4C (APARTMENTS)	22,060,300	7
SUB-TOTAL	731,710,200	2,673
CLASS 6 (MESSENGER SYSTEMS)	0	0
TOTAL TAXABLE VALUE	731,710,200	

DEDUCTIONS ALLOWED

	AMOUNT	COUNT
VETERANS	\$31,750	127
WIDOWS OF VETERANS	\$13,250	53
SENIOR CITIZENS	\$7,000	28
DISABLED PERSONS	\$500	2
SURVIVING SPOUSE	\$500	2
TOTAL DEDUCTIONS ALLOWED	\$53,000	212

EXEMPT FROM TAXATION

	VALUE	LINE ITEMS
15A (PUBLIC SCHOOLS)	13,011,800	3
15B (OTHER SCHOOLS)	0	0
15C (PUBLIC PROPERTY)	22,913,200	51
15D (PUBLIC PROPERTY)	10,239,700	6
15E (PUBLIC PROPERTY)	0	0
15F (OTHER EXEMPT)	20,546,900	18
TOTAL EXEMPT PROPERTY	66,711,600	78

MAILING ADDRESS:

ASSESSOR:

COLLECTOR:

TAX YEAR: 2019

TAXING DISTRICT: CLIFTON CITY PASSAIC COUNTY

TAXABLE VALUE: 5,322,486,863

COUNTY EQUALIZATION RATIO: 53.28

EQUALIZED VALUE: 10,110,595,494

TAX RATE PER \$100: 5.454

EFFECTIVE TAX RATE: 2.871

APPORTIONMENT OF TAXES

	AMOUNT	RATE PER \$100.
COUNTY TAXES	\$69,983,143.05	1.31485798
COUNTY LIBRARY TAX	\$ .00	.00000000
COUNTY HEALTH TAX	\$ .00	.00000000
COUNTY OPEN SPACE TAX	\$1,010,032.03	.01897669
DISTRICT SCHOOL TAX	\$135,235,060.00	2.54082468
REGIONAL SCHOOL TAX	\$ .00	.00000000
REGIONAL SCHOOL TAX	\$ .00	.00000000
LOCAL SCHOOL TAX	\$ .00	.00000000
MUNICIPAL PURPOSE TAX	\$80,695,427.00	1.51612261
MUNICIPAL OPEN SPACE TAX	\$ .00	.00000000
MUNICIPAL LIBRARY TAX	\$3,319,696.00	.06237115
TOTAL TAX LEVY & RATE	\$290,243,358.08	5.45315311
MISC. & SURPLUS REVENUES	\$34,601,156.00	

NET VALUATION & CLASS BREAKDOWN

	VALUE	LINE ITEMS
CLASS 1 (VACANT LAND)	46,461,400	193
CLASS 2 (RESIDENTIAL)	3,810,314,200	21,376
CLASS 3A (REGULAR FARM)	298,500	1
CLASS 3B (QUALIFIED FARM)	12,400	1
CLASS 4A (COMMERCIAL)	797,672,900	1,097
CLASS 4B (INDUSTRIAL)	519,843,500	425
CLASS 4C (APARTMENTS)	141,043,800	120
SUB-TOTAL	5,315,646,700	23,213
CLASS 6 (MESSENGER SYSTEMS)	6,840,163	1
TOTAL TAXABLE VALUE	5,322,486,863	

DEDUCTIONS ALLOWED

	AMOUNT	COUNT
VETERANS	\$234,500	938
WIDOWS OF VETERANS	\$105,750	423
SENIOR CITIZENS	\$75,750	303
DISABLED PERSONS	\$5,000	20
SURVIVING SPOUSE	\$500	2
TOTAL DEDUCTIONS ALLOWED	\$421,500	1,686

EXEMPT FROM TAXATION

	VALUE	LINE ITEMS
15A (PUBLIC SCHOOLS)	144,852,100	30
15B (OTHER SCHOOLS)	23,454,800	14
15C (PUBLIC PROPERTY)	124,917,100	180
15D (PUBLIC PROPERTY)	131,633,800	98
15E (PUBLIC PROPERTY)	48,503,700	10
15F (OTHER EXEMPT)	87,634,300	97
TOTAL EXEMPT PROPERTY	560,995,800	429

MAILING ADDRESS:

ASSESSOR:

COLLECTOR:

TAX YEAR: 2019

TAXING DISTRICT: HALEDON BORO PASSAIC COUNTY

TAXABLE VALUE: 507,110,000

COUNTY EQUALIZATION RATIO: 85.78

EQUALIZED VALUE: 592,972,127

TAX RATE PER \$100: 4.763

EFFECTIVE TAX RATE: 4.073

APPORTIONMENT OF TAXES

	AMOUNT	RATE PER \$100.
COUNTY TAXES	\$4,091,864.88	.80689887
COUNTY LIBRARY TAX	\$ .00	.00000000
COUNTY HEALTH TAX	\$ .00	.00000000
COUNTY OPEN SPACE TAX	\$59,060.25	.01164644
DISTRICT SCHOOL TAX	\$6,564,528.00	1.29449784
REGIONAL SCHOOL TAX	\$5,346,478.00	1.05430341
REGIONAL SCHOOL TAX	\$5,346,478.00	1.05430341
LOCAL SCHOOL TAX	\$ .00	.00000000
MUNICIPAL PURPOSE TAX	\$7,891,060.45	1.55608457
MUNICIPAL OPEN SPACE TAX	\$ .00	.00000000
MUNICIPAL LIBRARY TAX	\$197,627.18	.03897126
<b>TOTAL TAX LEVY &amp; RATE</b>	<b>\$24,150,618.76</b>	<b>4.76240239</b>
MISC. & SURPLUS REVENUES	\$2,921,710.03	

NET VALUATION & CLASS BREAKDOWN

	VALUE	LINE ITEMS
CLASS 1 (VACANT LAND)	5,333,400	97
CLASS 2 (RESIDENTIAL)	389,838,100	1,692
CLASS 3A (REGULAR FARM)	0	0
CLASS 3B (QUALIFIED FARM)	0	0
CLASS 4A (COMMERCIAL)	69,383,500	143
CLASS 4B (INDUSTRIAL)	21,397,700	24
CLASS 4C (APARTMENTS)	21,157,300	10
<b>SUB-TOTAL</b>	<b>507,110,000</b>	<b>1,966</b>
CLASS 6 (MESSENGER SYSTEMS)	0	0
<b>TOTAL TAXABLE VALUE</b>	<b>507,110,000</b>	

DEDUCTIONS ALLOWED

	AMOUNT	COUNT
VETERANS	\$18,250	73
WIDOWS OF VETERANS	\$2,500	10
SENIOR CITIZENS	\$7,750	31
DISABLED PERSONS	\$1,000	4
SURVIVING SPOUSE	\$750	3
<b>TOTAL DEDUCTIONS ALLOWED</b>	<b>\$30,250</b>	<b>121</b>

EXEMPT FROM TAXATION

	VALUE	LINE ITEMS
15A (PUBLIC SCHOOLS)	46,236,500	9
15B (OTHER SCHOOLS)	2,449,000	1
15C (PUBLIC PROPERTY)	26,660,000	33
15D (PUBLIC PROPERTY)	21,524,500	11
15E (PUBLIC PROPERTY)	0	0
15F (OTHER EXEMPT)	4,082,600	16
<b>TOTAL EXEMPT PROPERTY</b>	<b>100,952,600</b>	<b>70</b>

MAILING ADDRESS:

ASSESSOR:

COLLECTOR:

TAX YEAR: 2019

TAXING DISTRICT: HAWTHORNE BORO PASSAIC COUNTY

TAXABLE VALUE: 1,225,953,471

COUNTY EQUALIZATION RATIO: 47.13

EQUALIZED VALUE: 2,610,503,015

TAX RATE PER \$100: 5.977

EFFECTIVE TAX RATE: 2.807

APPORTIONMENT OF TAXES

	AMOUNT	RATE PER \$100.
COUNTY TAXES	\$18,069,588.34	1.47392122
COUNTY LIBRARY TAX	\$ .00	.00000000
COUNTY HEALTH TAX	\$ .00	.00000000
COUNTY OPEN SPACE TAX	\$260,808.37	.02127392
DISTRICT SCHOOL TAX	\$39,255,311.00	3.20202291
REGIONAL SCHOOL TAX	\$ .00	.00000000
REGIONAL SCHOOL TAX	\$ .00	.00000000
LOCAL SCHOOL TAX	\$ .00	.00000000
MUNICIPAL PURPOSE TAX	\$14,818,184.11	1.20870689
MUNICIPAL OPEN SPACE TAX	\$ .00	.00000000
MUNICIPAL LIBRARY TAX	\$863,400.89	.07042689
TOTAL TAX LEVY & RATE	\$73,267,292.71	5.97635183
MISC. & SURPLUS REVENUES	\$7,115,647.70	

NET VALUATION & CLASS BREAKDOWN

	VALUE	LINE ITEMS
CLASS 1 (VACANT LAND)	6,950,700	118
CLASS 2 (RESIDENTIAL)	994,162,300	5,459
CLASS 3A (REGULAR FARM)	0	0
CLASS 3B (QUALIFIED FARM)	0	0
CLASS 4A (COMMERCIAL)	115,328,300	274
CLASS 4B (INDUSTRIAL)	75,249,700	116
CLASS 4C (APARTMENTS)	34,262,000	21
SUB-TOTAL	1,225,953,000	5,988
CLASS 6 (MESSENGER SYSTEMS)	471	2
TOTAL TAXABLE VALUE	1,225,953,471	

DEDUCTIONS ALLOWED

	AMOUNT	COUNT
VETERANS	\$61,000	244
WIDOWS OF VETERANS	\$26,500	106
SENIOR CITIZENS	\$14,250	57
DISABLED PERSONS	\$500	2
SURVIVING SPOUSE	\$0	0
TOTAL DEDUCTIONS ALLOWED	\$102,250	409

EXEMPT FROM TAXATION

	VALUE	LINE ITEMS
15A (PUBLIC SCHOOLS)	25,652,000	7
15B (OTHER SCHOOLS)	1,370,000	1
15C (PUBLIC PROPERTY)	54,155,700	90
15D (PUBLIC PROPERTY)	18,574,500	25
15E (PUBLIC PROPERTY)	136,400	2
15F (OTHER EXEMPT)	6,369,600	27
TOTAL EXEMPT PROPERTY	106,258,200	152

MAILING ADDRESS:

ASSESSOR:

COLLECTOR:

TAX YEAR: 2019

TAXING DISTRICT: LITTLE FALLS TWP PASSAIC COUNTY

TAXABLE VALUE: 1,509,081,000

COUNTY EQUALIZATION RATIO: 91.55

EQUALIZED VALUE: 1,655,423,783

TAX RATE PER \$100: 3.181

EFFECTIVE TAX RATE: 2.899

APPORTIONMENT OF TAXES

	AMOUNT	RATE PER \$100.
COUNTY TAXES	\$11,459,415.31	.75936383
COUNTY LIBRARY TAX	\$.00	.00000000
COUNTY HEALTH TAX	\$.00	.00000000
COUNTY OPEN SPACE TAX	\$165,390.13	.01095966
DISTRICT SCHOOL TAX	\$15,034,497.00	.99626839
REGIONAL SCHOOL TAX	\$7,569,071.00	.50156824
REGIONAL SCHOOL TAX	\$7,569,071.00	.50156824
LOCAL SCHOOL TAX	\$.00	.00000000
MUNICIPAL PURPOSE TAX	\$13,141,499.00	.87082794
MUNICIPAL OPEN SPACE TAX	\$75,454.00	.00500000
MUNICIPAL LIBRARY TAX	\$545,011.00	.03611542
<b>TOTAL TAX LEVY &amp; RATE</b>	<b>\$47,990,337.44</b>	<b>3.18010348</b>
MISC. & SURPLUS REVENUES	\$5,409,108.68	

NET VALUATION & CLASS BREAKDOWN

	VALUE	LINE ITEMS
CLASS 1 (VACANT LAND)	31,587,800	161
CLASS 2 (RESIDENTIAL)	1,075,954,400	3,478
CLASS 3A (REGULAR FARM)	0	0
CLASS 3B (QUALIFIED FARM)	0	0
CLASS 4A (COMMERCIAL)	246,973,400	197
CLASS 4B (INDUSTRIAL)	44,058,500	35
CLASS 4C (APARTMENTS)	105,985,600	10
<b>SUB-TOTAL</b>	<b>1,504,559,700</b>	<b>3,881</b>
CLASS 6 (MESSENGER SYSTEMS)	4,521,300	2
<b>TOTAL TAXABLE VALUE</b>	<b>1,509,081,000</b>	

DEDUCTIONS ALLOWED

	AMOUNT	COUNT
VETERANS	\$42,000	168
WIDOWS OF VETERANS	\$17,250	69
SENIOR CITIZENS	\$12,000	48
DISABLED PERSONS	\$500	2
SURVIVING SPOUSE	\$250	1
<b>TOTAL DEDUCTIONS ALLOWED</b>	<b>\$72,000</b>	<b>288</b>

EXEMPT FROM TAXATION

	VALUE	LINE ITEMS
15A (PUBLIC SCHOOLS)	36,103,500	14
15B (OTHER SCHOOLS)	0	0
15C (PUBLIC PROPERTY)	310,988,800	265
15D (PUBLIC PROPERTY)	17,576,600	17
15E (PUBLIC PROPERTY)	0	0
15F (OTHER EXEMPT)	10,006,100	29
<b>TOTAL EXEMPT PROPERTY</b>	<b>374,675,000</b>	<b>325</b>

MAILING ADDRESS:

ASSESSOR:

COLLECTOR:

TAX YEAR: 2019

TAXING DISTRICT: NORTH HALEDON BORO PASSAIC COUNTY

TAXABLE VALUE: 1,184,906,762

COUNTY EQUALIZATION RATIO: 86.21

EQUALIZED VALUE: 1,376,047,491

TAX RATE PER \$100: 2.864

EFFECTIVE TAX RATE: 2.466

APPORTIONMENT OF TAXES

	AMOUNT	RATE PER \$100.
COUNTY TAXES	\$9,528,885.62	.80418864
COUNTY LIBRARY TAX	\$ .00	.00000000
COUNTY HEALTH TAX	\$ .00	.00000000
COUNTY OPEN SPACE TAX	\$137,532.12	.01160700
DISTRICT SCHOOL TAX	\$11,102,283.00	.93697524
REGIONAL SCHOOL TAX	\$2,332,118.00	.19681869
REGIONAL SCHOOL TAX	\$2,332,118.00	.19681869
LOCAL SCHOOL TAX	\$ .00	.00000000
MUNICIPAL PURPOSE TAX	\$10,375,537.73	.87564170
MUNICIPAL OPEN SPACE TAX	\$ .00	.00000000
MUNICIPAL LIBRARY TAX	\$457,384.00	.03860084
<b>TOTAL TAX LEVY &amp; RATE</b>	<b>\$33,933,740.47</b>	<b>2.86383211</b>
MISC. & SURPLUS REVENUES	\$3,167,602.04	

NET VALUATION & CLASS BREAKDOWN

	VALUE	LINE ITEMS
CLASS 1 (VACANT LAND)	8,618,500	53
CLASS 2 (RESIDENTIAL)	1,112,245,300	2,934
CLASS 3A (REGULAR FARM)	571,100	1
CLASS 3B (QUALIFIED FARM)	11,100	1
CLASS 4A (COMMERCIAL)	58,875,300	88
CLASS 4B (INDUSTRIAL)	4,584,600	4
CLASS 4C (APARTMENTS)	0	0
<b>SUB-TOTAL</b>	<b>1,184,905,900</b>	<b>3,081</b>
CLASS 6 (MESSENGER SYSTEMS)	862	1
<b>TOTAL TAXABLE VALUE</b>	<b>1,184,906,762</b>	

DEDUCTIONS ALLOWED

	AMOUNT	COUNT
VETERANS	\$46,000	184
WIDOWS OF VETERANS	\$10,000	40
SENIOR CITIZENS	\$11,500	46
DISABLED PERSONS	\$750	3
SURVIVING SPOUSE	\$0	0
<b>TOTAL DEDUCTIONS ALLOWED</b>	<b>\$68,250</b>	<b>273</b>

EXEMPT FROM TAXATION

	VALUE	LINE ITEMS
15A (PUBLIC SCHOOLS)	58,420,600	5
15B (OTHER SCHOOLS)	35,547,000	3
15C (PUBLIC PROPERTY)	24,885,300	29
15D (PUBLIC PROPERTY)	39,388,500	17
15E (PUBLIC PROPERTY)	0	0
15F (OTHER EXEMPT)	7,990,300	27
<b>TOTAL EXEMPT PROPERTY</b>	<b>166,231,700</b>	<b>81</b>

MAILING ADDRESS:

ASSESSOR:

COLLECTOR:



TAX YEAR: 2019

TAXING DISTRICT: PASSAIC CITY PASSAIC COUNTY

TAXABLE VALUE: 2,959,786,200

COUNTY EQUALIZATION RATIO: 78.85

EQUALIZED VALUE: 3,852,023,124

TAX RATE PER \$100: 3.677

EFFECTIVE TAX RATE: 2.825

APPORTIONMENT OF TAXES

	AMOUNT	RATE PER \$100.
COUNTY TAXES	\$26,356,625.40	.89049085
COUNTY LIBRARY TAX	\$.00	.00000000
COUNTY HEALTH TAX	\$.00	.00000000
COUNTY OPEN SPACE TAX	\$380,538.69	.01285697
DISTRICT SCHOOL TAX	\$16,818,577.00	.56823621
REGIONAL SCHOOL TAX	\$.00	.00000000
REGIONAL SCHOOL TAX	\$.00	.00000000
LOCAL SCHOOL TAX	\$.00	.00000000
MUNICIPAL PURPOSE TAX	\$63,996,678.00	2.16220611
MUNICIPAL OPEN SPACE TAX	\$.00	.00000000
MUNICIPAL LIBRARY TAX	\$1,266,411.00	.04278725
TOTAL TAX LEVY & RATE	\$108,818,830.09	3.67657739
MISC. & SURPLUS REVENUES	\$27,458,952.00	

NET VALUATION & CLASS BREAKDOWN

	VALUE	LINE ITEMS
CLASS 1 (VACANT LAND)	10,417,700	180
CLASS 2 (RESIDENTIAL)	1,723,245,900	6,330
CLASS 3A (REGULAR FARM)	0	0
CLASS 3B (QUALIFIED FARM)	0	0
CLASS 4A (COMMERCIAL)	661,025,100	1,196
CLASS 4B (INDUSTRIAL)	170,898,200	115
CLASS 4C (APARTMENTS)	378,986,100	417
SUB-TOTAL	2,944,573,000	8,238
CLASS 6 (MESSENGER SYSTEMS)	15,213,200	1
TOTAL TAXABLE VALUE	2,959,786,200	

DEDUCTIONS ALLOWED

	AMOUNT	COUNT
VETERANS	\$33,000	132
WIDOWS OF VETERANS	\$10,750	43
SENIOR CITIZENS	\$44,000	176
DISABLED PERSONS	\$4,750	19
SURVIVING SPOUSE	\$750	3
TOTAL DEDUCTIONS ALLOWED	\$93,250	373

EXEMPT FROM TAXATION

	VALUE	LINE ITEMS
15A (PUBLIC SCHOOLS)	164,479,600	52
15B (OTHER SCHOOLS)	48,679,000	12
15C (PUBLIC PROPERTY)	174,018,300	161
15D (PUBLIC PROPERTY)	161,326,200	183
15E (PUBLIC PROPERTY)	0	0
15F (OTHER EXEMPT)	84,272,200	38
TOTAL EXEMPT PROPERTY	632,775,300	446

MAILING ADDRESS:

ASSESSOR:

COLLECTOR:

TAX YEAR: 2019

TAXING DISTRICT: PATERSON CITY PASSAIC COUNTY

TAXABLE VALUE: 6,220,103,228

COUNTY EQUALIZATION RATIO: 83.34

EQUALIZED VALUE: 7,599,909,715

TAX RATE PER \$100: 4.134

EFFECTIVE TAX RATE: 3.383

APPORTIONMENT OF TAXES

	AMOUNT	RATE PER \$100.
COUNTY TAXES	\$51,854,749.40	.83366381
COUNTY LIBRARY TAX	\$ .00	.00000000
COUNTY HEALTH TAX	\$ .00	.00000000
COUNTY OPEN SPACE TAX	\$748,259.61	.01202970
DISTRICT SCHOOL TAX	\$45,211,085.00	.72685426
REGIONAL SCHOOL TAX	\$ .00	.00000000
REGIONAL SCHOOL TAX	\$ .00	.00000000
LOCAL SCHOOL TAX	\$ .00	.00000000
MUNICIPAL PURPOSE TAX	\$156,934,947.85	2.52302803
MUNICIPAL OPEN SPACE TAX	\$ .00	.00000000
MUNICIPAL LIBRARY TAX	\$2,329,538.10	.03745176
<b>TOTAL TAX LEVY &amp; RATE</b>	<b>\$257,078,579.96</b>	<b>4.13302756</b>
MISC. & SURPLUS REVENUES	\$128,143,471.87	

NET VALUATION & CLASS BREAKDOWN

	VALUE	LINE ITEMS
CLASS 1 (VACANT LAND)	51,253,000	999
CLASS 2 (RESIDENTIAL)	3,486,261,500	18,119
CLASS 3A (REGULAR FARM)	0	0
CLASS 3B (QUALIFIED FARM)	0	0
CLASS 4A (COMMERCIAL)	1,696,624,700	3,628
CLASS 4B (INDUSTRIAL)	480,989,100	489
CLASS 4C (APARTMENTS)	491,793,000	538
<b>SUB-TOTAL</b>	<b>6,206,921,300</b>	<b>23,773</b>
CLASS 6 (MESSENGER SYSTEMS)	13,181,928	1
<b>TOTAL TAXABLE VALUE</b>	<b>6,220,103,228</b>	

DEDUCTIONS ALLOWED

	AMOUNT	COUNT
VETERANS	\$86,750	347
WIDOWS OF VETERANS	\$21,500	86
SENIOR CITIZENS	\$73,000	292
DISABLED PERSONS	\$6,250	25
SURVIVING SPOUSE	\$500	2
<b>TOTAL DEDUCTIONS ALLOWED</b>	<b>\$188,000</b>	<b>752</b>

EXEMPT FROM TAXATION

	VALUE	LINE ITEMS
15A (PUBLIC SCHOOLS)	429,280,100	131
15B (OTHER SCHOOLS)	16,665,600	12
15C (PUBLIC PROPERTY)	719,699,300	499
15D (PUBLIC PROPERTY)	337,399,100	610
15E (PUBLIC PROPERTY)	25,013,500	2
15F (OTHER EXEMPT)	208,238,100	293
<b>TOTAL EXEMPT PROPERTY</b>	<b>1,736,295,700</b>	<b>1,547</b>

MAILING ADDRESS:

ASSESSOR:

COLLECTOR:

TAX YEAR: 2019

TAXING DISTRICT: POMPTON LAKES BORO PASSAIC COUNTY

TAXABLE VALUE: 1,202,748,700

COUNTY EQUALIZATION RATIO: 99.68

EQUALIZED VALUE: 1,214,545,374

TAX RATE PER \$100: 3.669

EFFECTIVE TAX RATE: 3.633

APPORTIONMENT OF TAXES

	AMOUNT	RATE PER \$100.
COUNTY TAXES	\$8,397,435.09	.69818700
COUNTY LIBRARY TAX	\$ .00	.00000000
COUNTY HEALTH TAX	\$ .00	.00000000
COUNTY OPEN SPACE TAX	\$121,007.42	.01006091
DISTRICT SCHOOL TAX	\$24,902,686.00	2.07048122
REGIONAL SCHOOL TAX	\$ .00	.00000000
REGIONAL SCHOOL TAX	\$ .00	.00000000
LOCAL SCHOOL TAX	\$ .00	.00000000
MUNICIPAL PURPOSE TAX	\$10,178,670.20	.84628403
MUNICIPAL OPEN SPACE TAX	\$120,275.00	.01000001
MUNICIPAL LIBRARY TAX	\$406,865.36	.03382796
<b>TOTAL TAX LEVY &amp; RATE</b>	<b>\$44,126,939.07</b>	<b>3.66884113</b>
MISC. & SURPLUS REVENUES	\$3,495,919.88	

NET VALUATION & CLASS BREAKDOWN

	VALUE	LINE ITEMS
CLASS 1 (VACANT LAND)	3,961,100	46
CLASS 2 (RESIDENTIAL)	1,021,299,700	3,665
CLASS 3A (REGULAR FARM)	0	0
CLASS 3B (QUALIFIED FARM)	0	0
CLASS 4A (COMMERCIAL)	114,091,600	162
CLASS 4B (INDUSTRIAL)	37,418,100	10
CLASS 4C (APARTMENTS)	25,978,200	8
<b>SUB-TOTAL</b>	<b>1,202,748,700</b>	<b>3,891</b>
CLASS 6 (MESSENGER SYSTEMS)	0	1
<b>TOTAL TAXABLE VALUE</b>	<b>1,202,748,700</b>	

DEDUCTIONS ALLOWED

	AMOUNT	COUNT
VETERANS	\$53,750	215
WIDOWS OF VETERANS	\$6,750	27
SENIOR CITIZENS	\$10,250	41
DISABLED PERSONS	\$1,500	6
SURVIVING SPOUSE	\$0	0
<b>TOTAL DEDUCTIONS ALLOWED</b>	<b>\$72,250</b>	<b>289</b>

EXEMPT FROM TAXATION

	VALUE	LINE ITEMS
15A (PUBLIC SCHOOLS)	29,025,300	3
15B (OTHER SCHOOLS)	0	0
15C (PUBLIC PROPERTY)	43,987,400	170
15D (PUBLIC PROPERTY)	25,842,400	25
15E (PUBLIC PROPERTY)	0	0
15F (OTHER EXEMPT)	7,254,300	38
<b>TOTAL EXEMPT PROPERTY</b>	<b>106,109,400</b>	<b>236</b>

MAILING ADDRESS:

ASSESSOR:

COLLECTOR:

TAX YEAR: 2019

TAXING DISTRICT: PROSPECT PARK BORO PASSAIC COUNTY

TAXABLE VALUE: 262,973,700

COUNTY EQUALIZATION RATIO: 82.26

EQUALIZED VALUE: 320,825,501

TAX RATE PER \$100: 5.176

EFFECTIVE TAX RATE: 4.242

APPORTIONMENT OF TAXES

	AMOUNT	RATE PER \$100.
COUNTY TAXES	\$2,222,028.74	.84496234
COUNTY LIBRARY TAX	\$.00	.00000000
COUNTY HEALTH TAX	\$.00	.00000000
COUNTY OPEN SPACE TAX	\$32,071.97	.01219588
DISTRICT SCHOOL TAX	\$3,256,822.00	1.23845921
REGIONAL SCHOOL TAX	\$3,465,804.00	1.31792799
REGIONAL SCHOOL TAX	\$3,465,804.00	1.31792799
LOCAL SCHOOL TAX	\$.00	.00000000
MUNICIPAL PURPOSE TAX	\$4,633,542.00	1.76197924
MUNICIPAL OPEN SPACE TAX	\$.00	.00000000
MUNICIPAL LIBRARY TAX	\$.00	.00000000
TOTAL TAX LEVY & RATE	\$13,610,268.71	5.17552466
MISC. & SURPLUS REVENUES	\$2,196,190.87	

NET VALUATION & CLASS BREAKDOWN

	VALUE	LINE ITEMS
CLASS 1 (VACANT LAND)	6,962,800	20
CLASS 2 (RESIDENTIAL)	228,461,200	1,080
CLASS 3A (REGULAR FARM)	0	0
CLASS 3B (QUALIFIED FARM)	0	0
CLASS 4A (COMMERCIAL)	21,815,000	62
CLASS 4B (INDUSTRIAL)	5,589,700	2
CLASS 4C (APARTMENTS)	0	0
SUB-TOTAL	262,828,700	1,164
CLASS 6 (MESSENGER SYSTEMS)	145,000	2
TOTAL TAXABLE VALUE	262,973,700	

DEDUCTIONS ALLOWED

	AMOUNT	COUNT
VETERANS	\$6,750	27
WIDOWS OF VETERANS	\$1,500	6
SENIOR CITIZENS	\$4,750	19
DISABLED PERSONS	\$750	3
SURVIVING SPOUSE	\$0	0
TOTAL DEDUCTIONS ALLOWED	\$13,750	55

EXEMPT FROM TAXATION

	VALUE	LINE ITEMS
15A (PUBLIC SCHOOLS)	14,573,800	1
15B (OTHER SCHOOLS)	7,203,800	2
15C (PUBLIC PROPERTY)	5,723,700	10
15D (PUBLIC PROPERTY)	9,328,500	7
15E (PUBLIC PROPERTY)	0	0
15F (OTHER EXEMPT)	799,100	4
TOTAL EXEMPT PROPERTY	37,628,900	24

MAILING ADDRESS:

ASSESSOR:

COLLECTOR:

TAX YEAR: 2019

TAXING DISTRICT: RINGWOOD BORO PASSAIC COUNTY

TAXABLE VALUE: 1,461,693,100

COUNTY EQUALIZATION RATIO: 85.63

EQUALIZED VALUE: 1,707,595,885

TAX RATE PER \$100: 3.806

EFFECTIVE TAX RATE: 3.257

APPORTIONMENT OF TAXES

	AMOUNT	RATE PER \$100.
COUNTY TAXES	\$11,810,324.65	.80798935
COUNTY LIBRARY TAX	\$ .00	.00000000
COUNTY HEALTH TAX	\$ .00	.00000000
COUNTY OPEN SPACE TAX	\$170,455.94	.01166154
DISTRICT SCHOOL TAX	\$20,531,793.00	1.40465827
REGIONAL SCHOOL TAX	\$11,149,000.00	.76274561
REGIONAL SCHOOL TAX	\$11,149,000.00	.76274561
LOCAL SCHOOL TAX	\$ .00	.00000000
MUNICIPAL PURPOSE TAX	\$11,815,530.36	.80834550
MUNICIPAL OPEN SPACE TAX	\$146,170.00	.01000005
MUNICIPAL LIBRARY TAX	\$ .00	.00000000
TOTAL TAX LEVY & RATE	\$55,623,273.95	3.80540032
MISC. & SURPLUS REVENUES	\$4,602,927.03	

NET VALUATION & CLASS BREAKDOWN

	VALUE	LINE ITEMS
CLASS 1 (VACANT LAND)	59,856,500	227
CLASS 2 (RESIDENTIAL)	1,305,174,500	4,317
CLASS 3A (REGULAR FARM)	3,919,600	8
CLASS 3B (QUALIFIED FARM)	69,100	31
CLASS 4A (COMMERCIAL)	69,837,800	58
CLASS 4B (INDUSTRIAL)	22,835,600	25
CLASS 4C (APARTMENTS)	0	0
SUB-TOTAL	1,461,693,100	4,666
CLASS 6 (MESSENGER SYSTEMS)	0	1
TOTAL TAXABLE VALUE	1,461,693,100	

DEDUCTIONS ALLOWED

	AMOUNT	COUNT
VETERANS	\$58,000	232
WIDOWS OF VETERANS	\$15,500	62
SENIOR CITIZENS	\$6,750	27
DISABLED PERSONS	\$1,000	4
SURVIVING SPOUSE	\$750	3
TOTAL DEDUCTIONS ALLOWED	\$82,000	328

EXEMPT FROM TAXATION

	VALUE	LINE ITEMS
15A (PUBLIC SCHOOLS)	28,227,400	10
15B (OTHER SCHOOLS)	5,547,900	1
15C (PUBLIC PROPERTY)	83,616,800	118
15D (PUBLIC PROPERTY)	13,762,500	13
15E (PUBLIC PROPERTY)	9,300	2
15F (OTHER EXEMPT)	14,296,400	43
TOTAL EXEMPT PROPERTY	145,460,300	187

MAILING ADDRESS:

ASSESSOR:

COLLECTOR:

TAX YEAR: 2019

TAXING DISTRICT: TOTOWA BORO PASSAIC COUNTY

TAXABLE VALUE: 2,313,320,600

COUNTY EQUALIZATION RATIO: 106.90

EQUALIZED VALUE: 2,174,893,916

TAX RATE PER \$100: 2.388

EFFECTIVE TAX RATE: 2.540

APPORTIONMENT OF TAXES

	AMOUNT	RATE PER \$100.
COUNTY TAXES	\$14,828,828.26	.64101916
COUNTY LIBRARY TAX	\$ .00	.00000000
COUNTY HEALTH TAX	\$ .00	.00000000
COUNTY OPEN SPACE TAX	\$213,937.52	.00924807
DISTRICT SCHOOL TAX	\$16,535,937.00	.71481389
REGIONAL SCHOOL TAX	\$10,609,529.00	.45862770
REGIONAL SCHOOL TAX	\$10,609,529.00	.45862770
LOCAL SCHOOL TAX	\$ .00	.00000000
MUNICIPAL PURPOSE TAX	\$12,337,565.00	.53332707
MUNICIPAL OPEN SPACE TAX	\$ .00	.00000000
MUNICIPAL LIBRARY TAX	\$709,462.00	.03066855
TOTAL TAX LEVY & RATE	\$55,235,258.78	2.38770444
MISC. & SURPLUS REVENUES	\$7,024,326.00	

NET VALUATION & CLASS BREAKDOWN

	VALUE	LINE ITEMS
CLASS 1 (VACANT LAND)	39,230,900	72
CLASS 2 (RESIDENTIAL)	1,367,903,100	3,435
CLASS 3A (REGULAR FARM)	900,400	1
CLASS 3B (QUALIFIED FARM)	2,800	1
CLASS 4A (COMMERCIAL)	563,532,600	235
CLASS 4B (INDUSTRIAL)	339,352,600	78
CLASS 4C (APARTMENTS)	2,398,200	1
SUB-TOTAL	2,313,320,600	3,823
CLASS 6 (MESSENGER SYSTEMS)	0	0
TOTAL TAXABLE VALUE	2,313,320,600	

DEDUCTIONS ALLOWED

	AMOUNT	COUNT
VETERANS	\$50,250	201
WIDOWS OF VETERANS	\$15,750	63
SENIOR CITIZENS	\$22,250	89
DISABLED PERSONS	\$2,750	11
SURVIVING SPOUSE	\$0	0
TOTAL DEDUCTIONS ALLOWED	\$91,000	364

EXEMPT FROM TAXATION

	VALUE	LINE ITEMS
15A (PUBLIC SCHOOLS)	22,260,500	2
15B (OTHER SCHOOLS)	0	0
15C (PUBLIC PROPERTY)	175,061,600	67
15D (PUBLIC PROPERTY)	29,735,100	6
15E (PUBLIC PROPERTY)	57,269,500	9
15F (OTHER EXEMPT)	8,150,100	15
TOTAL EXEMPT PROPERTY	292,476,800	99

MAILING ADDRESS:

ASSESSOR:

COLLECTOR:

TAX YEAR: 2019

TAXING DISTRICT: WANAQUE BORO PASSAIC COUNTY

TAXABLE VALUE: 1,119,159,100

COUNTY EQUALIZATION RATIO: 85.50

EQUALIZED VALUE: 1,318,773,459

TAX RATE PER \$100: 3.907

EFFECTIVE TAX RATE: 3.316

APPORTIONMENT OF TAXES

	AMOUNT	RATE PER \$100.
COUNTY TAXES	\$9,127,246.34	.81554502
COUNTY LIBRARY TAX	\$.00	.00000000
COUNTY HEALTH TAX	\$.00	.00000000
COUNTY OPEN SPACE TAX	\$131,734.90	.01177088
DISTRICT SCHOOL TAX	\$15,391,623.00	1.37528462
REGIONAL SCHOOL TAX	\$8,332,484.00	.74453078
REGIONAL SCHOOL TAX	\$8,332,484.00	.74453078
LOCAL SCHOOL TAX	\$.00	.00000000
MUNICIPAL PURPOSE TAX	\$10,194,059.18	.91086774
MUNICIPAL OPEN SPACE TAX	\$111,916.00	.01000001
MUNICIPAL LIBRARY TAX	\$436,384.00	.03899213
TOTAL TAX LEVY & RATE	\$43,725,447.42	3.90699118
MISC. & SURPLUS REVENUES	\$3,924,702.66	

NET VALUATION & CLASS BREAKDOWN

	VALUE	LINE ITEMS
CLASS 1 (VACANT LAND)	31,423,400	225
CLASS 2 (RESIDENTIAL)	991,182,000	4,312
CLASS 3A (REGULAR FARM)	805,300	1
CLASS 3B (QUALIFIED FARM)	7,700	4
CLASS 4A (COMMERCIAL)	70,309,900	105
CLASS 4B (INDUSTRIAL)	19,394,900	18
CLASS 4C (APARTMENTS)	6,035,900	4
SUB-TOTAL	1,119,159,100	4,669
CLASS 6 (MESSENGER SYSTEMS)	0	0
TOTAL TAXABLE VALUE	1,119,159,100	

DEDUCTIONS ALLOWED

	AMOUNT	COUNT
VETERANS	\$63,500	254
WIDOWS OF VETERANS	\$19,250	77
SENIOR CITIZENS	\$12,750	51
DISABLED PERSONS	\$2,500	10
SURVIVING SPOUSE	\$250	1
TOTAL DEDUCTIONS ALLOWED	\$98,250	393

EXEMPT FROM TAXATION

	VALUE	LINE ITEMS
15A (PUBLIC SCHOOLS)	38,714,300	6
15B (OTHER SCHOOLS)	0	0
15C (PUBLIC PROPERTY)	416,284,000	132
15D (PUBLIC PROPERTY)	12,138,100	19
15E (PUBLIC PROPERTY)	115,300	4
15F (OTHER EXEMPT)	12,451,100	35
TOTAL EXEMPT PROPERTY	479,702,800	196

MAILING ADDRESS:

ASSESSOR:

COLLECTOR:

TAX YEAR: 2019

TAXING DISTRICT: WAYNE TWP PASSAIC COUNTY

TAXABLE VALUE: 5,242,176,900

COUNTY EQUALIZATION RATIO: 51.00

EQUALIZED VALUE: 10,316,180,734

TAX RATE PER \$100: 5.514

EFFECTIVE TAX RATE: 2.802

APPORTIONMENT OF TAXES

	AMOUNT	RATE PER \$100.
COUNTY TAXES	\$70,644,835.46	1.34762403
COUNTY LIBRARY TAX	\$ .00	.00000000
COUNTY HEALTH TAX	\$ .00	.00000000
COUNTY OPEN SPACE TAX	\$1,018,560.10	.01943010
DISTRICT SCHOOL TAX	\$153,846,202.00	2.93477700
REGIONAL SCHOOL TAX	\$ .00	.00000000
REGIONAL SCHOOL TAX	\$ .00	.00000000
LOCAL SCHOOL TAX	\$ .00	.00000000
MUNICIPAL PURPOSE TAX	\$59,024,385.00	1.12595180
MUNICIPAL OPEN SPACE TAX	\$1,048,435.00	.01999999
MUNICIPAL LIBRARY TAX	\$3,430,334.00	.06543720
<b>TOTAL TAX LEVY &amp; RATE</b>	<b>\$289,012,751.56</b>	<b>5.51322012</b>
MISC. & SURPLUS REVENUES	\$20,897,935.00	

NET VALUATION & CLASS BREAKDOWN

	VALUE	LINE ITEMS
CLASS 1 (VACANT LAND)	51,574,200	437
CLASS 2 (RESIDENTIAL)	3,786,578,900	16,467
CLASS 3A (REGULAR FARM)	1,405,200	6
CLASS 3B (QUALIFIED FARM)	94,200	10
CLASS 4A (COMMERCIAL)	1,099,015,200	601
CLASS 4B (INDUSTRIAL)	215,823,600	87
CLASS 4C (APARTMENTS)	87,685,600	9
<b>SUB-TOTAL</b>	<b>5,242,176,900</b>	<b>17,617</b>
CLASS 6 (MESSENGER SYSTEMS)	0	1
<b>TOTAL TAXABLE VALUE</b>	<b>5,242,176,900</b>	

DEDUCTIONS ALLOWED

	AMOUNT	COUNT
VETERANS	\$215,000	860
WIDOWS OF VETERANS	\$53,750	215
SENIOR CITIZENS	\$34,250	137
DISABLED PERSONS	\$7,250	29
SURVIVING SPOUSE	\$0	0
<b>TOTAL DEDUCTIONS ALLOWED</b>	<b>\$310,250</b>	<b>1,241</b>

EXEMPT FROM TAXATION

	VALUE	LINE ITEMS
15A (PUBLIC SCHOOLS)	132,995,700	19
15B (OTHER SCHOOLS)	154,557,400	13
15C (PUBLIC PROPERTY)	242,375,600	667
15D (PUBLIC PROPERTY)	109,476,500	81
15E (PUBLIC PROPERTY)	4,700	2
15F (OTHER EXEMPT)	75,500,600	57
<b>TOTAL EXEMPT PROPERTY</b>	<b>714,910,500</b>	<b>839</b>

MAILING ADDRESS:

ASSESSOR:

COLLECTOR:



TAX YEAR: 2019

TAXING DISTRICT: WEST MILFORD TWP PASSAIC COUNTY

TAXABLE VALUE: 2,741,294,700

COUNTY EQUALIZATION RATIO: 90.68

EQUALIZED VALUE: 3,026,786,605

TAX RATE PER \$100: 3.695

EFFECTIVE TAX RATE: 3.346

APPORTIONMENT OF TAXES

	AMOUNT	RATE PER \$100.
COUNTY TAXES	\$20,920,582.08	.76316428
COUNTY LIBRARY TAX	\$ .00	.00000000
COUNTY HEALTH TAX	\$ .00	.00000000
COUNTY OPEN SPACE TAX	\$301,967.93	.01101552
DISTRICT SCHOOL TAX	\$56,383,282.00	2.05681213
REGIONAL SCHOOL TAX	\$ .00	.00000000
REGIONAL SCHOOL TAX	\$ .00	.00000000
LOCAL SCHOOL TAX	\$ .00	.00000000
MUNICIPAL PURPOSE TAX	\$22,504,035.00	.82092724
MUNICIPAL OPEN SPACE TAX	\$148,030.00	.00540000
MUNICIPAL LIBRARY TAX	\$1,007,594.00	.03675614
TOTAL TAX LEVY & RATE	\$101,265,491.01	3.69407531
MISC. & SURPLUS REVENUES	\$11,277,774.00	

NET VALUATION & CLASS BREAKDOWN

	VALUE	LINE ITEMS
CLASS 1 (VACANT LAND)	69,399,300	1,098
CLASS 2 (RESIDENTIAL)	2,389,459,300	9,854
CLASS 3A (REGULAR FARM)	47,526,600	116
CLASS 3B (QUALIFIED FARM)	592,600	228
CLASS 4A (COMMERCIAL)	190,758,100	278
CLASS 4B (INDUSTRIAL)	42,015,100	29
CLASS 4C (APARTMENTS)	1,543,600	2
SUB-TOTAL	2,741,294,600	11,605
CLASS 6 (MESSENGER SYSTEMS)	100	2
TOTAL TAXABLE VALUE	2,741,294,700	

DEDUCTIONS ALLOWED

	AMOUNT	COUNT
VETERANS	\$147,500	590
WIDOWS OF VETERANS	\$25,000	100
SENIOR CITIZENS	\$38,000	152
DISABLED PERSONS	\$4,750	19
SURVIVING SPOUSE	\$250	1
TOTAL DEDUCTIONS ALLOWED	\$215,500	862

EXEMPT FROM TAXATION

	VALUE	LINE ITEMS
15A (PUBLIC SCHOOLS)	52,745,000	24
15B (OTHER SCHOOLS)	0	0
15C (PUBLIC PROPERTY)	155,291,800	406
15D (PUBLIC PROPERTY)	26,286,400	32
15E (PUBLIC PROPERTY)	793,500	8
15F (OTHER EXEMPT)	45,836,300	153
TOTAL EXEMPT PROPERTY	280,953,000	623

MAILING ADDRESS:

ASSESSOR:

COLLECTOR:

TAX YEAR: 2019

TAXING DISTRICT: WOODLAND PARK BORO PASSAIC COUNTY

TAXABLE VALUE: 1,690,722,239

COUNTY EQUALIZATION RATIO: 93.89

EQUALIZED VALUE: 1,808,328,203

TAX RATE PER \$100: 3.115

EFFECTIVE TAX RATE: 2.912

APPORTIONMENT OF TAXES

	AMOUNT	RATE PER \$100.
COUNTY TAXES	\$12,497,623.21	.73918837
COUNTY LIBRARY TAX	\$.00	.00000000
COUNTY HEALTH TAX	\$.00	.00000000
COUNTY OPEN SPACE TAX	\$180,388.95	.01066934
DISTRICT SCHOOL TAX	\$17,143,304.00	1.01396336
REGIONAL SCHOOL TAX	\$8,588,669.00	.50798817
REGIONAL SCHOOL TAX	\$8,588,669.00	.50798817
LOCAL SCHOOL TAX	\$.00	.00000000
MUNICIPAL PURPOSE TAX	\$13,480,893.00	.79734522
MUNICIPAL OPEN SPACE TAX	\$169,072.00	.00999999
MUNICIPAL LIBRARY TAX	\$598,289.00	.03538659
TOTAL TAX LEVY & RATE	\$52,658,239.16	3.11454104
MISC. & SURPLUS REVENUES	\$4,015,513.00	

NET VALUATION & CLASS BREAKDOWN

	VALUE	LINE ITEMS
CLASS 1 (VACANT LAND)	14,786,500	62
CLASS 2 (RESIDENTIAL)	1,259,332,400	3,645
CLASS 3A (REGULAR FARM)	0	0
CLASS 3B (QUALIFIED FARM)	1,800	1
CLASS 4A (COMMERCIAL)	298,199,600	226
CLASS 4B (INDUSTRIAL)	54,477,400	29
CLASS 4C (APARTMENTS)	63,923,600	8
SUB-TOTAL	1,690,721,300	3,971
CLASS 6 (MESSENGER SYSTEMS)	939	1
TOTAL TAXABLE VALUE	1,690,722,239	

DEDUCTIONS ALLOWED

	AMOUNT	COUNT
VETERANS	\$55,250	221
WIDOWS OF VETERANS	\$19,250	77
SENIOR CITIZENS	\$15,000	60
DISABLED PERSONS	\$1,500	6
SURVIVING SPOUSE	\$0	0
TOTAL DEDUCTIONS ALLOWED	\$91,000	364

EXEMPT FROM TAXATION

	VALUE	LINE ITEMS
15A (PUBLIC SCHOOLS)	24,411,500	5
15B (OTHER SCHOOLS)	0	0
15C (PUBLIC PROPERTY)	163,828,000	72
15D (PUBLIC PROPERTY)	20,227,200	10
15E (PUBLIC PROPERTY)	1,943,700	4
15F (OTHER EXEMPT)	10,761,200	31
TOTAL EXEMPT PROPERTY	221,171,600	122

MAILING ADDRESS:

ASSESSOR:

COLLECTOR:

# PASSAIC COUNTY ASSESSORS

- 1. Bloomingdale Borough**  
[Bfmtown@aol.com](mailto:Bfmtown@aol.com)  
Brian Townsend 973-838-7426  
Fax 838-5115  
161 Hamburg Tpke.  
Bloomingdale, NJ 07403
- 2. Clifton City**  
[Mrinaldi@cliftonnj.org](mailto:Mrinaldi@cliftonnj.org)  
Matthew Rinaldi 973-470-5843  
Fax 470-5923  
900 Clifton Ave  
Clifton, NJ 07013
- 3. Haledon Borough**  
[Bfmtown@aol.com](mailto:Bfmtown@aol.com)  
Brian Townsend 973-942-6538 Ext 131  
Fax 790-4781  
510 Belmont Ave  
Haledon, NJ 07508
- 4. Hawthorne Borough**  
[thenderson@hawthornenj.org](mailto:thenderson@hawthornenj.org)  
Tim Henderson 973-427-1169  
Fax 427-2819  
445 Lafayette Ave  
Hawthorne, NJ 07506
- 5. Little Falls Township**  
[Rhamilton@LFNJ.com](mailto:Rhamilton@LFNJ.com)  
[Dliscio@LFNJ.com](mailto:Dliscio@LFNJ.com)  
Richard Hamilton 973-256-0272  
Fax 256-8017  
225 Main St.  
Little Falls, NJ 07424
- 6. North Haledon Borough**  
[thenderson@northhaledon.org](mailto:thenderson@northhaledon.org)  
Tim Henderson 973-427-7520  
Fax 427-1846  
103 Overlook Ave  
North Haledon, NJ 07508
- 7. Passaic City**  
[Bwilliams@cityofpassaicnj.gov](mailto:Bwilliams@cityofpassaicnj.gov)  
Barbara Williams 973-365-5539  
Fax 365-5541  
330 Passaic St.  
Passaic, NJ 07055
- 8. Paterson City**  
[rmarra@patersonnj.gov](mailto:rmarra@patersonnj.gov)  
Richard Marra 973-321-1380  
Fax 321-1381  
155 Market St  
Paterson, NJ 07505
- 9. Pompton Lakes Borough**  
[assessor@pomptonlakes-nj.gov](mailto:assessor@pomptonlakes-nj.gov)  
Michael Barker 973-835-0143 Ext 231  
Fax 835-0958  
25 Lenox Ave  
Pompton Lakes, NJ 07442
- 10. Prospect Park Borough**  
[brown@prospectpark.net](mailto:brown@prospectpark.net)  
Edmund Brown 973-790-7902 Ext 525  
Fax 790-6632  
106 Brown Ave  
Prospect Park, NJ 07508
- 11. Ringwood Borough**  
[rmotyka@ringwoodnj.net](mailto:rmotyka@ringwoodnj.net)  
Rich Motyka 973-475-7118  
Fax 962-6028  
60 Margaret King Ave  
Ringwood, NJ 07456
- 12. Totowa Borough**  
[curt@jackmaskleeinc.com](mailto:curt@jackmaskleeinc.com)  
Curt Masklee 973-956-1007  
Fax 956-5668  
537 Totowa Rd.  
Totowa, NJ 07512
- 13. Wanaque Borough**  
[Bfmtown@aol.com](mailto:Bfmtown@aol.com)  
Brian Townsend 973-839-3000 Ext 7130  
Fax 839-4959  
579 Ringwood Ave  
Wanaque, NJ 07465
- 14. Wayne Township**  
[KreitzJ@waynetownship.com](mailto:KreitzJ@waynetownship.com)  
James Kreitz 973-694-1800 Ext 3226  
Fax 694-7004  
475 Valley Rd.  
Wayne, NJ 07470
- 15. West Milford Township**  
[Taxassessor@westmilford.org](mailto:Taxassessor@westmilford.org)  
Brian Townsend 973-728-2870  
Fax 728-2877  
1480 Union Valley Rd  
West Milford, NJ 07480
- 16. Woodland Park Borough**  
[taxassessor@wpnj.us](mailto:taxassessor@wpnj.us)  
Tim Henderson 973-345-8100 Ext 212  
Fax 345-7583  
5 Brophy Lane  
Woodland Park, NJ 07424

# PASSAIC COUNTY COLLECTORS

- |  |                          |   |   |
|--|--------------------------|---|---|
| 1. <b>Bloomington Borough</b><br>bneinstedt@bloomingtonnj.net                          | <b>Barbara Neinstedt</b> | <b>973-838-0330</b><br>Fax 838-5115         | <b>101 Hamburg Tpke.</b><br>Bloomington, NJ 07403     |
| 2. <b>Clifton City</b><br>Taxcollector@cliftonnj.org                                   | <b>Elaine Erlewein</b>   | <b>973-470-5837</b><br>Fax 471-9336         | <b>900 Clifton Ave</b><br>Clifton, NJ 07013           |
| 3. <b>Haledon Borough</b><br>sps1021@aol.com   | <b>Stephen Sanzari</b>   | <b>973-942-6538 Ex 105</b><br>Fax 790-4781  | <b>510 Belmont Ave</b><br>Haledon, NJ 07508           |
| 4. <b>Hawthorne Borough</b><br>mkurzynski@northhaledon.com<br>cjohnson@hawthornenj.org | <b>Maureen Kurzynski</b> | <b>973-427-1242</b><br>Fax 427-2819         | <b>445 Lafayette Ave</b><br>Hawthorne, NJ 07506       |
| 5. <b>Little Falls Township</b><br>dwhiteside@lfnj.com                                 | <b>Denise Whiteside</b>  | <b>973-256-0994</b><br>Fax 256-3269         | <b>225 Main St.</b><br>Little Falls, NJ 07424         |
| 6. <b>North Haledon Borough</b><br>mkurzynski@northhaledon.com                         | <b>Maureen Kurzynski</b> | <b>973-427-5810</b><br>Fax 636-9101         | <b>103 Overlook Ave</b><br>North Haledon, NJ 07508    |
| 7. <b>Passaic City</b><br>taxcollector@cityofpassaicnj.gov                             | <b>Carrie Malak</b>      | <b>973-365-5530</b><br>Fax 365-5532         | <b>330 Passaic St.</b><br>Passaic, NJ 07055           |
| 8. <b>Paterson City</b><br>jgadsden@patersonnj.gov                                     | <b>Jennean Gadsden</b>   | <b>973-321-1300</b><br>Fax 321-1301         | <b>155 Market St.</b><br>Paterson, NJ 07505           |
| 9. <b>Pompton Lakes Borough</b><br>collector@pomptonlakes-nj.gov                       | <b>Debbie Buchanan</b>   | <b>973-835-0143 Ex 234</b><br>Fax 835-0958  | <b>25 Lenox Ave</b><br>Pompton Lakes NJ 07442         |
| 10 <b>Prospect Park Borough</b><br>sanzaris@prospectpark.net                           | <b>Stephen Sanzari</b>   | <b>973-790-7902 Ex 517</b><br>Fax 790-6632  | <b>106 Brown Ave</b><br>Prospect Park NJ 07508        |
| 11 <b>Ringwood Borough</b><br>dbuchanan@ringwoodnj.net                                 | <b>Debbie Buchanan</b>   | <b>973-475-7148</b><br>Fax 962-6028         | <b>60 Margaret King Ave</b><br>Ringwood, NJ 07456     |
| 12 <b>Totowa Borough</b><br>lnash@totowanj.org   | <b>Bernadette Lawler</b> | <b>973-956-1000 Ex 1003</b><br>Fax 956-5668 | <b>537 Totowa Rd</b><br>Totowa, NJ 07512              |
| 13 <b>Wanaque Borough</b><br>smolen@wanaqueborough.com                                 | <b>Ann M. Smolen</b>     | <b>973-839-3000 Ex 7127</b><br>Fax 839-4959 | <b>579 Ringwood Ave</b><br>Wanaque, NJ 0746           |
| 14 <b>Wayne Township</b><br>Territob@waynetownship.com                                 | <b>Beth Territo</b>      | <b>973-694-1800 Ex 3217</b><br>Fax 694-9385 | <b>475 Valley Rd</b><br>Wayne, NJ 07470               |
| 15 <b>West Milford Township</b><br>taxcollector@westmilford.org                        | <b>Rita DeNivo</b>       | <b>973-728-2785</b><br>Fax 728-2877         | <b>1480 Union Valley Rd</b><br>West Milford, NJ 07480 |
| 16 <b>Woodland Park Borough</b><br>blawler@wpnj.us                                     | <b>Bernadette Lawler</b> | <b>973-345-8101 Ex 101</b><br>Fax 345-7583  | <b>5 Brophy Lane</b><br>Woodland Park, NJ 07424       |