

Salem County Board of Taxation



2018 ABSTRACT OF RATABLES

Steven H. Caltabiano, CTA, President
G. Christopher Connor, Commissioner
Angela Susan Voros, Commissioner

Brenda H. Hall, Vice-President
Fran Grenier, Commissioner

John Snyder, CTA, Tax Administrator
Kathy McAllister, Adm. Clerk/OPRA Custodian
110 Fifth St. Suite 300, Salem, New Jersey 08079

Telephone: 856-935-7510 Ext. 8274 ~ FAX 856-935-3243

2018 ABSTRACT OF RATABLES ~ COUNTY OF SALEM

		1		2	3	4	5	6		
		TAXABLE VALUE		Total Taxable Value of Land and Improvements (Col. 1(a) + (b))	Total Taxable Value of Partial Exemptions and Abatements (Assessed Value)	Net Total Taxable Value of Land and Improvements (Col. 2 - 3)	Taxable Value of Machinery, Implements and Equipment of Telephone, Telegraph and Messenger System Companies (C. 138, L. 1966)	Net Valuation Taxable (Col. 4 + 5)		
		(a)	(b)							
		Land	Improvements (Includes partial Exemptions and Abatements)							
TAXING DISTRICT										
0	1	ALLOWAY	\$ 90,843,600	\$ 188,952,300	\$ 279,795,900		\$ 279,795,900	\$ 377,670	\$ 280,173,570	1
0	2	CARNEY'S POINT	\$ 183,753,200	\$ 460,710,000	\$ 644,463,200		\$ 644,463,200	\$ -	\$ 644,463,200	2
0	3	ELMER	\$ 21,644,700	\$ 83,902,100	\$ 105,546,800		\$ 105,546,800	\$ -	\$ 105,546,800	3
0	4	ELSINBORO	\$ 43,576,500	\$ 73,205,700	\$ 116,782,200		\$ 116,782,200	\$ 254,880	\$ 117,037,080	4
0	5	LOWER ALLOWAY CREEK	\$ 32,815,700	\$ 179,996,300	\$ 212,812,000		\$ 212,812,000	\$ 259,555	\$ 213,071,555	5
0	6	MANNINGTON	\$ 43,442,700	\$ 145,565,800	\$ 189,008,500		\$ 189,008,500	\$ 471,204	\$ 189,479,704	6
0	7	OLDMANS	\$ 70,248,000	\$ 170,830,200	\$ 241,078,200		\$ 241,078,200	\$ -	\$ 241,078,200	7
0	8	PENNS GROVE	\$ 41,874,000	\$ 125,331,200	\$ 167,205,200		\$ 167,205,200	\$ -	\$ 167,205,200	8
0	9	PENNSVILLE	\$ 336,014,124	\$ 703,075,240	\$ 1,039,089,364		\$ 1,039,089,364	\$ 1,533,759	\$ 1,040,623,123	9
0	10	PILESGROVE	\$ 166,216,800	\$ 307,936,000	\$ 474,152,800		\$ 474,152,800	\$ -	\$ 474,152,800	10
0	11	PITTSGROVE	\$ 166,828,400	\$ 432,486,600	\$ 599,315,000		\$ 599,315,000	\$ 957,416	\$ 600,272,416	11
0	12	QUINTON	\$ 54,430,100	\$ 136,677,000	\$ 191,107,100		\$ 191,107,100	\$ 637,414	\$ 191,744,514	12
E	13	SALEM	\$ 31,256,900	\$ 90,963,700	\$ 122,220,600	\$ 19,560	\$ 122,201,040	\$ 2,181,563	\$ 124,382,603	13
0	14	UPPER PITTSGROVE	\$ 141,826,901	\$ 195,915,500	\$ 337,742,401		\$ 337,742,401	\$ -	\$ 337,742,401	14
0	15	WOODSTOWN	\$ 107,168,300	\$ 173,661,000	\$ 280,819,300		\$ 280,819,300	\$ -	\$ 280,819,300	15
			\$ 1,531,929,925	\$ 3,469,208,640	\$ 5,001,138,565	\$ 19,560	\$ 5,001,119,005	\$ 6,673,461	\$ 5,007,792,466	

A = REASSESSMENT
R = REVALUATION
E = EXCLUDES SPECIAL EXEMPTION

2018 ABSTRACT OF RATABLES ~ COUNTY OF SALEM

		7	8	9		10		11		
		General Tax Rate to Apply per \$100 Valuation	County Equalization Table Average Ratio of Assessed to True Value of Real Property (R.S. 54:3-17 to R.S. 54:3-19)	(a)	(b)	EQUALIZATION		Net Valuation on Which County Taxes are Apportioned (Col. 6+9a+9b-10a+10b)		
TAXING DISTRICT				True Value of Expired "UEZ" (Urban Enterprise Zone) Abatements	True Value of Class II Railroad Property (C. 139, L. 1966)	(a)	(b)			
				Amounts Deducted Under R.S. 54:3-17 to 19	Amounts Added Under R.S. 54:3-17 to 19					
1	ALLOWAY	3.000	96.17			\$ -	\$ 12,168,245	\$ 292,341,815	1	
2	CARNEY'S POINT	3.149	108.96			\$ (45,081,152)	\$ -	\$ 599,382,048	2	
3	ELMER	3.581	97.55			\$ -	\$ 3,227,205	\$ 108,774,005	3	
4	ELSINBORO	2.717	111.98			\$ (12,205,156)	\$ -	\$ 104,831,924	4	
5	LOWER ALLOWAY CREEK	1.651	71.99			\$ -	\$ 84,077,532	\$ 297,149,087	5	
6	MANNINGTON	2.954	95.34			\$ -	\$ 12,379,255	\$ 201,858,959	6	
7	OLDMANS	2.691	100.37			\$ -	\$ 9,682,072	\$ 250,760,272	7	
8	PENNS GROVE	4.034	132.90			\$ (40,152,247)	\$ -	\$ 127,052,953	8	
9	PENNSVILLE	4.108	102.31			\$ -	\$ 22,809,550	\$ 1,063,432,673	9	
10	PILESGROVE	3.028	107.01			\$ (29,656,146)	\$ -	\$ 444,496,654	10	
11	PITTSGROVE	3.493	91.49			\$ -	\$ 58,376,942	\$ 658,649,358	11	
12	QUINTON	2.824	108.82			\$ (14,431,785)	\$ -	\$ 177,312,729	12	
13	SALEM	6.914	93.12			\$ -	\$ 12,794,213	\$ 137,176,816	13	
14	UPPER PITTSGROVE	2.513	110.16			\$ (29,208,335)	\$ -	\$ 308,534,066	14	
15	WOODSTOWN	3.469	107.01			\$ (17,801,224)	\$ -	\$ 263,018,076	15	
						\$ -	\$ (188,536,045)	\$ 215,515,014	\$ 5,034,771,435	

2018 ABSTRACT OF RATABLES ~ COUNTY OF SALEM

12 APPORTIONMENT OF TAXES											
Section B			Section C						Section D		
Local Taxes To Be Raised For											
County	(b)	(c)	I			II			Total Tax Levy On Which Tax Rate Is Computed (12AV+B(a)+B(b)+B(c)+ CI(a)+CI(b)+CI(c)+CII)		
	Library Taxes	Local Health Services Taxes (R.S. 26:3A2-19)	County Open Space Tax	District School Purposes			Local Municipal Purposes				
				(a)	(b)	(c)	(a)	(b)		(c)	
			As Required By District School Budget	Regional Consolidation And Joint School Budgets	As Required By Local Municipal Budget	Local Municipal Budget	Municipal Open Space	Municipal Library			
1	ALLOWAY	\$ -	\$ -	\$ 58,982.16	\$ 4,202,450.00	\$ -	\$ -	\$ 726,500.00	\$ 14,008.50	\$ -	\$ 8,403,870.52
2	CARNEY'S POINT	\$ -	\$ -	\$ 119,367.75	\$ -	\$ 9,715,590.00	\$ -	\$ 3,546,689.13	\$ 6,444.63	\$ -	\$ 20,287,780.13
3	ELMER	\$ -	\$ -	\$ 21,935.60	\$ 1,836,798.00	\$ -	\$ -	\$ 654,390.00	\$ -	\$ -	\$ 3,778,745.86
4	ELSINBORO	\$ -	\$ -	\$ 20,940.12	\$ 1,508,188.00	\$ -	\$ -	\$ 441,020.21	\$ -	\$ -	\$ 3,178,729.43
5	LOWER ALLOWAY CREEK	\$ -	\$ -	\$ 59,928.31	\$ -	\$ -	\$ -	\$ -	\$ -	\$ -	\$ 3,517,603.11
6	MANNINGTON	\$ -	\$ -	\$ 36,540.98	\$ 2,840,727.00	\$ -	\$ -	\$ 534,483.23	\$ 37,895.94	\$ -	\$ 5,596,306.44
7	OLDMANS	\$ -	\$ -	\$ 50,524.45	\$ 3,059,786.00	\$ -	\$ -	\$ 411,788.11	\$ 48,215.64	\$ -	\$ 6,485,567.93
8	PENNS GROVE	\$ -	\$ -	\$ 25,473.32	\$ -	\$ 2,139,363.00	\$ -	\$ 3,108,918.76	\$ -	\$ -	\$ 6,743,742.59
9	PENNSVILLE	\$ -	\$ -	\$ 213,543.26	\$ 22,275,019.00	\$ -	\$ -	\$ 7,933,178.92	\$ -	\$ -	\$ 42,745,717.49
10	PILESGROVE	\$ -	\$ -	\$ 88,956.88	\$ -	\$ 7,789,169.00	\$ -	\$ 1,199,491.00	\$ 142,246.00	\$ -	\$ 14,354,466.16
11	PITTS GROVE	\$ -	\$ -	\$ 132,699.39	\$ 11,135,049.00	\$ -	\$ -	\$ 1,979,613.00	\$ 60,028.00	\$ -	\$ 20,964,111.02
12	QUINTON	\$ -	\$ -	\$ 35,744.28	\$ 2,702,218.00	\$ -	\$ -	\$ 614,137.00	\$ -	\$ -	\$ 5,414,457.31
13	SALEM	\$ -	\$ -	\$ 27,590.42	\$ 2,497,941.00	\$ -	\$ -	\$ 4,437,241.13	\$ -	\$ 44,314.90	\$ 8,599,215.53
14	UPPER PITTS GROVE	\$ -	\$ -	\$ 61,910.96	\$ 4,218,366.00	\$ -	\$ -	\$ 598,250.00	\$ 33,774.00	\$ -	\$ 8,485,886.78
15	WOODSTOWN	\$ -	\$ -	\$ 52,836.41	\$ -	\$ 4,654,509.00	\$ -	\$ 1,956,000.00	\$ 28,801.00	\$ -	\$ 9,741,042.41
		\$ -	\$ -	\$ 1,006,954.29	\$ 56,276,542.00	\$ 24,298,631.00	\$ -	\$ 28,141,700.49	\$ 371,413.71	\$ 44,314.90	\$ 168,297,242.71

2018 ABSTRACT OF RATABLES ~ COUNTY OF SALEM

		13 REAL PROPERTY EXEMPT FROM TAXATION							
		(a)	(b)	(c)	(d)	(e)	(f)	(g)	
		Public School Property	Other School Property	Public Property	Church and Charitable Property	Cemeteries and Graveyards	Other Exemptions Not Included In Foregoing Classifications	Total Amount of Real Property Exempt From Taxation (a+b+c+d+e+f)	
1	ALLOWAY	\$ 6,322,500	\$ 6,301,300	\$ 21,068,400	\$ 4,319,700	\$ 56,700	\$ 4,047,200	\$ 42,115,800	1
2	CARNEY'S POINT	\$ 44,212,400	\$ 5,014,700	\$ 39,747,700	\$ 17,284,900	\$ 26,200	\$ 17,228,500	\$ 123,514,400	2
3	ELMER	\$ 1,905,100	\$ -	\$ 3,954,200	\$ 27,898,700	\$ -	\$ 1,142,400	\$ 34,900,400	3
4	ELSINBORO	\$ 1,130,000	\$ -	\$ 1,639,600	\$ 794,500	\$ 40,400	\$ 1,807,200	\$ 5,411,700	4
5	LOWER ALLOWAY CREEK	\$ 4,308,500	\$ -	\$ 11,753,600	\$ 1,664,200	\$ 74,300	\$ 743,200	\$ 18,543,800	5
6	MANNINGTON	\$ 13,598,200	\$ 1,120,000	\$ 36,480,400	\$ 1,725,800	\$ 63,100	\$ 1,733,900	\$ 54,721,400	6
7	OLDMANS	\$ 7,988,900	\$ -	\$ 35,196,500	\$ 5,495,400	\$ 201,200	\$ 87,785,200	\$ 136,667,200	7
8	PENNS GROVE	\$ 16,200,400	\$ -	\$ 23,314,000	\$ 13,652,900	\$ 224,200	\$ 9,680,900	\$ 63,072,400	8
9	PENNSVILLE	\$ 40,085,000	\$ 347,400	\$ 48,980,300	\$ 31,685,500	\$ 657,600	\$ 18,110,700	\$ 139,866,500	9
10	PIESGROVE	\$ 464,100	\$ -	\$ 9,885,200	\$ 6,560,000	\$ 647,600	\$ 9,876,100	\$ 27,433,000	10
11	PITTSGROVE	\$ 21,744,100	\$ -	\$ 20,302,900	\$ 6,948,600	\$ 455,700	\$ 15,024,000	\$ 64,475,300	11
12	QUINTON	\$ 5,217,400	\$ -	\$ 3,671,800	\$ 6,859,300	\$ 38,900	\$ 5,374,400	\$ 21,161,800	12
13	SALEM	\$ 8,440,200	\$ 1,214,200	\$ 26,470,300	\$ 18,974,500	\$ 774,100	\$ 14,817,300	\$ 70,690,600	13
14	UPPER PITTSGROVE	\$ 11,234,000	\$ -	\$ 2,415,500	\$ 5,376,000	\$ 621,400	\$ 7,743,000	\$ 27,389,900	14
15	WOODSTOWN	\$ 17,511,300	\$ -	\$ 18,956,300	\$ 10,105,200	\$ 10,000	\$ 19,260,800	\$ 65,843,600	15
		\$ 200,362,100	\$ 13,997,600	\$ 303,836,700	\$ 159,345,200	\$ 3,891,400	\$ 214,374,800	\$ 895,807,800	

2018 ABSTRACT OF RATABLES ~ COUNTY OF SALEM

		14				15			
		AMOUNT OF MISCELLANEOUS REVENUES FOR THE SUPPORT OF THE LOCAL MUNICIPAL BUDGET				DEDUCTIONS ALLOWED (C. 73, L. 1976)			
		(a)	(b)	(c)	(d)	(a)	(b)		
		Surplus Revenues Apportioned	Receipts From Revenues Anticipated	Receipts From Delinquent Tax and Liens	Total of Miscellaneous Revenues (a+b+c)	Full Estimated Amount of Senior Citizen, Totally Disabled and Surviving Spouse Deductions Allowed (C. 129, L. 1976)	Veterans Deductions		
								TAXING DISTRICT	
1	ALLOWAY	\$ 131,515.70	\$ 714,440.00	\$ 190,000.00	\$ 1,035,955.70	\$ 10,500	\$ 36,000	ALLOWAY	1
2	CARNEY'S POINT	\$ 925,000.00	\$ 4,572,847.51	\$ 560,000.00	\$ 6,057,847.51	\$ 17,000	\$ 62,000	CARNEYS POINT TWP	2
3	ELMER	\$ 135,000.00	\$ 291,630.77	\$ 63,001.23	\$ 489,632.00	\$ 6,250	\$ 8,000	ELMER	3
4	ELSINBORO	\$ 214,375.00	\$ 130,437.40	\$ 33,110.00	\$ 377,922.40	\$ 1,000	\$ 13,000	ELSINBORO	4
5	LOWER ALLOWAY CREEK	\$ 525,000.00	\$ 9,808,028.63	\$ 31,928.84	\$ 10,364,957.47	\$ 6,500	\$ 18,000	LOWER ALLOWAYS CREE	5
6	MANNINGTON	\$ 260,000.00	\$ 324,723.00	\$ 97,550.00	\$ 682,273.00	\$ 5,750	\$ 14,000	MANNINGTON	6
7	OLDMANS	\$ 665,000.00	\$ 1,046,930.52	\$ 100,000.00	\$ 1,811,930.52	\$ 4,750	\$ 22,500	OLDMANS TWP	7
8	PENNS GROVE		\$ 2,945,090.52	\$ 512,500.00	\$ 3,457,590.52	\$ 5,000	\$ 15,250	PENNS GROVE	8
9	PENNSVILLE	\$ 1,900,000.00	\$ 6,613,484.67	\$ 833,000.00	\$ 9,346,484.67	\$ 24,000	\$ 134,500	PENNSVILLE	9
10	PILESGROVE	\$ 550,000.00	\$ 703,080.87	\$ 440,000.00	\$ 1,693,080.87	\$ 3,000	\$ 34,000	PILESGROVE	10
11	PITTSGROVE	\$ 455,000.00	\$ 1,123,985.22	\$ 155,000.00	\$ 1,733,985.22	\$ 33,250	\$ 72,500	PITTSGROVE	11
12	QUINTON	\$ 312,640.00	\$ 466,844.00	\$ 210,000.00	\$ 989,484.00	\$ 13,750	\$ 23,000	QUINTON TWP	12
13	SALEM	\$ 382,200.00	\$ 3,709,363.32	\$ 522,000.00	\$ 4,613,563.32	\$ 8,750	\$ 24,250	SALEM	13
14	UPPER PITTSGROVE	\$ 302,886.43	\$ 567,155.42	\$ 598,250.00	\$ 1,468,291.85	\$ 12,000	\$ 25,750	UPPER PITTSGROVE	14
15	WOODSTOWN	\$ 1,779,602.53	\$ 240,000.00	\$ 1,956,000.00	\$ 3,975,602.53	\$ 7,250	\$ 27,500	WOODSTOWN	15
		\$ 8,538,219.66	\$ 33,258,041.85	\$ 6,302,340.07	\$ 48,098,601.58	\$ 158,750	\$ 530,250		

ADDENDUM #2 TO ABSTRACT OF RATABLES FOR SALEM COUNTY

		1	2	3	4	5				
		C.12 PL1977 IN LIEU OF TAX	NJ HOUSING FINANCE AGENCY	URBAN RENEWAL	OTHER	TOTAL				
Taxing District										
1	ALLOWAY	-	-	-	-	-				
2	CARNEYS POINT TWP	-	-	-	-	-				
3	ELMER	-	-	-	-	-				
4	EL SINBORO	-	-	-	-	-				
5	LOWER ALLOWAYS CRE	-	-	-	-	-				
6	MANNINGTON	-	-	-	-	-				
7	OLDMANS TWP	-	-	-	-	-				
8	PENNS GROVE	-	-	-	-	-				
9	PENNSVILLE	-	-	-	-	-				
10	PILESGROVE	-	-	-	-	-				
11	PITTS GROVE	-	-	-	-	-				
12	QUINTON TWP	-	-	-	-	-				
13	SALEM	-	-	-	-	-				
14	UPPER PITTS GROVE	-	-	-	-	-				
15	WOODSTOWN	-	-	-	-	-				
		-	-	-	-	-				
		\$ -	\$ -	\$ -	\$ -	\$ -				

ADDENDUM #3 TO ABSTRACT OF RATABLES FOR SALEM COUNTY

		State Aid Adjustment for BPP			REAP Distribution Summary		
		1	2	3	4	5	6
Taxing District		COUNTY (12AV)	SCHOOL (12AV)	MUNICIPAL (12AV)	ELIGIBLE PROPERTY ASSESSMENTS	R.E.A.P. AID	TAX RATE CREDIT
1	ALLOWAY	-	-	-			-
2	CARNEYS POINT TWP	-	-	-			-
3	ELMER	-	7,941	-			-
4	ELSINBORO	-	-	-			-
5	LOWER ALLOWAYS C	-	-	-			-
6	MANNINGTON	-	-	-			-
7	OLDMANS TWP	-	-	-			-
8	PENNS GROVE	-	15,871	-			-
9	PENNSVILLE	-	-	-			-
10	PILESGROVE	-	-	-			-
11	PITTSGROVE	-	-	-			-
12	QUINTON TWP	-	-	-			-
13	SALEM	-	16,551	-			-
14	UPPER PITTSGROVE	-	-	-			-
15	WOODSTOWN	-	11,504	-			-
		\$ -	\$ 51,867	\$ -	\$ -	\$ -	

OVERALL COUNTY TAX RATES					
THE DEBITS AND CREDITS FOUND BELOW ARE ATATUTORY ADJUSTMENTS MADE TO THE APPROVED BUDGETS DUE TO OVERPAYMENTS AND UNDERPAYMENTS OF PRIOR YEAR TAXES AS RESULT OF BOTH COUNTY AND STATE TAX APPEAL JUDGMENTS.		SUM OF NET VALUATIONS ON WHICH COUNTY TAXES ARE APPORTIONED (COL 11,ABSTRACT OF RATABLES) FOR PARTICIPATING MUNICIPALITIES		TOTAL TAXES APPORTIONED	OVERALL COUNTY TAX RATES
		COLUMN A		COLUMN B	COLUMN C (COL. B / COL. A)
COUNTY BUDGET	\$	58,157,686.32			
CREDIT					
DEBIT	\$	442,014.00			
TAXES APPORTIONED	\$	58,599,700.32	\$ 5,034,771,435	\$ 58,599,700.32	1.16389991
County Percentage Level of Taxable Value of Real Property is 100%					

SPECIAL TAXING DISTRICTS			
	FIRE DISTRICTS FOR PITTS GROVE TWP.	RATABLES	RATE
	District #1	\$157,275,225	0.125
	District #2	\$261,061,866	0.103
	District#3	\$181,935,325	0.156

2018 ABSTRACT CERTIFICATION

Total Amount of Miscellaneous Revenues including Surplus Revenues Apporportioned For the Support of the County Budget	\$26,407,755.29
Rate per \$100 to be applied to Column II for apportionment of County Taxes	1.16389991
Net County Taxes Apportioned (Column 12A III)	\$58,157,686.32
* Adjustments (Net Total (Column 12A I))	(\$442,014.00)
Total County Taxes Apportioned (including adjustments - Total 12 A I)	\$58,599,700.32
* Net Overpayments are added to the Net Taxes Apportioned; Net Underpayments are deducted from the net Taxes Apportioned	
Rate per \$100 to be applied to Column for apportionment of County Open Space Taxes	0.02017280
County Percentage Level of Taxable Values of Real Property is 100%	


SALEM COUNTY BOARD OF TAXATION



Steven H. Caltabiano, President




Brenda H. Hall, Vice-President



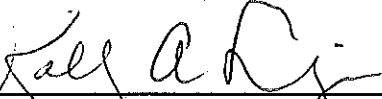
G. Christopher Connor, Commissioner



Fran Grenier, Commissioner



Angela Susan Voros, Commissioner



Kelly Hannigan C.P.A., County Treasurer

ATTEST:



John Snyder, Tax Administrator

I hereby certify this to be a true copy of the Abstract of Ratables and Exemptions for the County of SALEM,
State of New Jersey for the year 2018 as filed with me by the SALEM COUNTY BOARD OF TAXATION

2018 SALEM COUNTY TAX ASSESSORS

TAXING DISTRICT	ASSESSORS	TELEPHONE NUMBER	P. O. ADDRESS	ASSESSOR AND OFFICE STAFF HOURS PUBLIC HOURS
Alloway Township allowayassessor@comcast.net	Lisa Perella	935-4080 Ext. 207 Fax 935-9198	P. O. Box 357, Alloway, NJ 08001	Assessor: Wednesday 3:30 - 5:30pm
Carneys Point Township kathleenh@carneyspointtp.gov	Kathleen Hill	299-0070 Ext. 119 Fax 299-1564	Town Hall, 303 Harding Hwy., Carneys Point, NJ 08069	Assessor: Mon. 5:30 – 8:00pm Staff Hrs: Mon 1:30-6 Tues-Thurs:30-4 Wed-Fri 1:30-3
Elmer Borough assessor@elmerboroughnj.com	Greg Busa	358-4010 Ext. 117 Fax 358-4870	120 S. Main St., P. O. Box 882, Elmer, NJ 08318	Assessor: Friday 12:00pm – 2:00pm
Elsinboro Township marie.procacci@hotmail.com	Marie Procacci	609-381-3800 Fax 935-9011	619 Salem-Ft Elfsborg Rd., Salem NJ 08079	Assessor: 1 st & 3 rd Thursday 4:45pm-6:00pm No office staff.
Lower Alloways CreekTwp. txassr@lowerallowayscreek-nj.gov	Lisa Perella	759-4610 Fax 935-9176	P. O. Box 157, Hancocks Bridge, NJ 08038	Assessor: 1 st & 3 rd Monday 9:30-11:30pm
Mannington Township taxassessor@manningontwp.com	Donna Harris	935-2359 Ext.106 Fax 935-6557	491 Rt 45, Mannington, NJ 08079	Assessor: Mon. 6:30- 8:00pm & 1 st Thurs each month 7:00-8:30pm Staff – same as Assessor.
Oldmans Township mraio2@comcast.net	Michael Raio	299-6600 Fax 299-4890	P. O. Box 416, 40 Freed Rd., Pedricktown, NJ 08067	Assessor: Thursday 6:00–8:00 pm. No office staff Field inspections as needed
Penns Grove Borough marie.procacci@hotmail.com	Marie Procacci	299-0098 Ext. 116 Fax 299-3411	1 State Street, Penns Grove, NJ 08069	Assessor: Wed. 4:45- 6:45pm No office staff
Pennsville Township pvtaxassessor@pvtwp.com	Marie Procacci	678-3089 Ext 135 Fax 678-3023	90 N. Broadway, Pennsville, NJ 08070	Assessor: Wed. 8:30am-4:30pm Thurs8:30-12:30 Staff: Mon-Thurs 8:30am-2:30pm Fri 8:30-1:30
Pilesgrove Township pgassessor@pilesgrovenj.org	Kathleen Hill	769-4186 Fax 769-5490	1180 Route 40, Pilesgrove, NJ 08098	Assessor: Wednesday 5:30-7:30pm No office staff. Field hrs as needed
Pittsgrove Township lperella@pittsgrovetownship.com	Lisa J. Perella	358-2300 Ext. 6011 Fax 358-3055	989 Centerton Road, Pittsgrove, NJ 08318	Assessor:Tues.& Thurs. 8:30am–5:00 pm-Wed.-8:30am-3:00 pm. Staff: M-F 8:30am-5:00pm
Quinton Township qtntwpassessor@comcast.net	Brian Rosenberger	935-1998 Fax 935-6817	P. O. Box 65, Quinton, NJ 08072	Assessor: 2 nd & 4 th Thurs 5:00-7:00pm No office staff Field hrs as needed
Salem City marie.procacci@hotmail.com	Marie Procacci	935-2024 Ext. 217 Fax 935-6360	17 New Market Street, Salem, NJ 08079	Assessor: Thurs. 1 – 4:30 pm.; field hrs as needed
Upper Pittsgrove Twp. upperpittsgroveassessor@comcast.net	Michael Raio	358-3890 Fax 358-1160	431 Route 77, Elmer, NJ 08318	Assessor: Tuesday. 6:00-8:00pm No office staff. Field hrs as needed
Woodstown Borough woodstowntaxassessor@yahoo.com	Greg Busa	769-2200 Ext. 25 Fax 769-4297	Borough Hall, P. O. Box 286, Woodstown, NJ 08098	Assessor: Friday. 8:00 - 12:00 am No office staff.