

2015  
ABSTRACT OF RATABLES  
WARREN COUNTY

WARREN COUNTY BOARD OF TAXATION

Jane Santini, President  
Darryl Malcolm, Commissioner  
Robert Moore, Commissioner  
Samir Elbassiouny, Commissioner  
William Watras, Commissioner

Melissa Pritchett,  
County Tax Administrator

**2015 ABSTRACT OF RATABLES FOR THE COUNTY OF WARREN**

TAXING DISTRICTS	1		2	3	4	5	6
	TAXABLE VALUE		TAXABLE VALUE OF LAND AND IMPROVEMENTS (COL 1A+1B)	TOTAL TAXABLE VALUE OF PARTIAL EXEMPTIONS & ABATEMENTS (ASSESSED VAL.)	NET TAXABLE VALUE OF LAND & IMPROVEMENTS (COL 2-3)	TAXABLE VALUE COMMUNICATION EQUIPMENT	NET TAXABLE VALUE (COL 4+5)
	(A) LAND	(B) IMPROVEMENTS (INCLUDES PARTIAL EXEMPTIONS & ABATEMENTS)					
01:ALLAMUCHY TWP	172,892,100	367,490,200	540,382,300	0	540,382,300	0	540,382,300
02:ALPHA BORO	77,354,428	134,829,100	212,183,528	0	212,183,528	262,095	212,445,623
03:BELVIDERE TOWN	38,576,550	89,283,598	127,860,148	0	127,860,148	526,452	128,386,600
04:BLAIRSTOWN TWP	244,020,700	468,458,100	712,478,800	0	712,478,800	2,432,862	714,911,662
05:FRANKLIN TWP	126,625,495	286,590,400	413,215,895	0	413,215,895	463,886	413,679,781
06:FRELINGHUYSEN TWP	86,034,500	204,927,878	290,962,378	0	290,962,378	486,115	291,448,493
07:GREENWICH TWP	122,247,200	471,970,190	594,217,390	0	594,217,390	808,350	595,025,740
08:HACKETTSTOWN TOWN	389,900,100	646,006,860	1,035,906,960	15,200	1,035,891,760	100	1,035,891,860
09:HARDWICK TWP	46,540,850	112,026,550	158,567,400	0	158,567,400	603,082	159,170,482
10:HARMONY TWP	87,602,200	390,301,400	477,903,600	0	477,903,600	380,261	478,283,861
11:HOPE TWP	109,382,900	145,015,500	254,398,400	0	254,398,400	1,206,920	255,605,320
12:INDEPENDENCE TWP	149,066,700	351,472,700	500,539,400	0	500,539,400	0	500,539,400
13:KNOWLTON TWP	73,630,740	183,949,600	257,580,340	0	257,580,340	928,319	258,508,659
14:LIBERTY TWP	93,307,700	175,566,700	268,874,400	0	268,874,400	0	268,874,400
15:LOPATCONG TWP	312,886,683	547,889,939	860,776,622	0	860,776,622	981,687	861,758,309
16:MANSFIELD TWP	230,680,390	433,984,000	664,664,390	0	664,664,390	954,436	665,618,826
17:OXFORD TWP	79,443,300	122,287,180	201,730,480	0	201,730,480	0	201,730,480
19:PHILLIPSBURG TOWN	186,950,120	533,933,500	720,883,620	10,737,200	710,146,420	2,360,131	712,506,551
20:POHATCONG TWP	129,799,720	219,164,670	348,964,390	0	348,964,390	645,093	349,609,483
21:WASHINGTON BORO	104,487,500	265,297,560	369,785,060	546,700	369,238,360	1,968,788	371,207,148
22:WASHINGTON TWP	207,783,100	471,585,401	679,368,501	0	679,368,501	100	679,368,601
23:WHITE TWP	218,730,508	345,655,400	564,385,908	0	564,385,908	0	564,385,908
WARREN	3,287,943,484	6,967,686,426	10,255,629,910	11,299,100	10,244,330,810	15,008,677	10,259,339,487

**2015 ABSTRACT OF RATABLES FOR THE COUNTY OF WARREN**

TAXING DISTRICTS	7	8	9		10		11
	GENERAL TAX RATE PER \$100	COUNTY EQUALI- ZATION RATIO	TRUE VALUE		EQUALIZATION		
			(A) UEZ ABATEMENT EXPIRED	(B) CLASS II RAILROADS	(A) AMOUNTS DEDUCTED	(B) AMOUNTS ADDED	
01:ALLAMUCHY TWP	2.873	92.49%	0	0		45,423,281	585,805,581
02:ALPHA BORO	3.036	107.50%	0	0	13,759,588		198,686,035
03:BELVIDERE TOWN	5.460	74.07%	0	0		47,296,035	175,682,635
04:BLAIRSTOWN TWP	2.276	99.57%	0	0		4,491,733	719,403,395
05:FRANKLIN TWP	2.950	106.81%	0	0	24,171,220		389,508,561
06:FRELINGHUYSEN TWP	2.441	100.40%	0	0		197,858	291,646,351
07:GREENWICH TWP	3.117	86.07%	0	0		97,211,892	692,237,632
08:HACKETTSTOWN TOWN	2.794	102.06%	0	0	13,865,188		1,022,026,672
09:HARDWICK TWP	3.055	85.14%	0	0		28,039,365	187,209,847
10:HARMONY TWP	2.446	94.10%	0	0		32,648,549	510,932,410
11:HOPE TWP	2.512	111.58%	0	0	25,656,755		229,948,565
12:INDEPENDENCE TWP	3.168	89.56%	0	0		59,374,512	559,913,912
13:KNOWLTON TWP	3.301	86.47%	0	0		41,616,384	300,125,043
14:LIBERTY TWP	2.881	104.66%	0	0	11,551,570		257,322,830
15:LOPATCONG TWP	2.771	105.42%	0	0	41,662,584		820,095,725
16:MANSFIELD TWP	3.151	96.21%	0	0		27,809,429	693,428,255
17:OXFORD TWP	3.105	115.86%	0	0	26,471,857		175,258,623
19:PHILLIPSBURG TOWN	3.872	88.43%	0	0		106,872,093	819,378,644
20:POHATCONG TWP	3.637	95.26%	0	0		18,947,967	368,557,450
21:WASHINGTON BORO	4.657	84.27%	0	0		72,123,388	443,330,536
22:WASHINGTON TWP	3.462	93.30%	0	0		50,796,388	730,164,989
23:WHITE TWP	2.094	109.86%	0	0	47,693,464		516,692,444
WARREN		%	0	0	204,832,226	632,848,874	10,687,356,135

**2015 ABSTRACT OF RATABLES FOR THE COUNTY OF WARREN**

TAXING DISTRICT	SECTION 12 - A							
	(i) TOTAL COUNTY TAXES APPORTIONED	(ii) ADJUSTMENTS RESULTING FROM:				(iii) NET COUNTY TAXES APPORTIONED	(iv) MUNICIPAL BUDGET STATE AID	(v) NET COUNTY TAXES APPORTIONED LESS STATE AID (COL. 12 AIII-12AIV-COUNTY BPP ADJUSTMENT)
		(A) EQUAL TABLE APPEALS		(B) APPEALS & CORRECTIONS				
		DEDUCT OVERPAY	ADD UNDERPAY	DEDUCT OVERPAY	ADD UNDERPAY			
01:ALLAMUCHY TWP	4,015,008.41	5,370.00	.00	17,742.62	.00	3,991,895.79	.00	3,991,895.79
02:ALPHA BORO	1,361,759.14	.00	.00	3,312.83	.00	1,358,446.31	.00	1,358,446.31
03:BELVIDERE TOWN	1,204,097.88	.00	.00	1,417.50	.00	1,202,680.38	.00	1,202,680.38
04:BLAIRSTOWN TWP	4,930,664.33	.00	.00	9,772.55	.00	4,920,891.78	.00	4,920,891.78
05:FRANKLIN TWP	2,669,623.16	.00	.00	2,678.98	.00	2,666,944.18	.00	2,666,944.18
06:FRELINGHUYSEN TWP	1,998,892.79	.00	.00	4,202.35	.00	1,994,690.44	.00	1,994,690.44
07:GREENWICH TWP	4,744,474.97	.00	.00	50,746.13	.00	4,693,728.84	.00	4,693,728.84
08:HACKETTSTOWN TOWN	7,004,791.04	.00	.00	327,186.60	.00	6,677,604.44	.00	6,677,604.44
09:HARDWICK TWP	1,283,103.36	.00	.00	1,019.70	.00	1,282,083.66	.00	1,282,083.66
10:HARMONY TWP	3,501,840.87	.00	.00	3,634.00	.00	3,498,206.87	.00	3,498,206.87
11:HOPE TWP	1,576,027.02	.00	.00	15,264.98	.00	1,560,762.04	.00	1,560,762.04
12:INDEPENDENCE TWP	3,837,551.46	.00	.00	1,429.72	.00	3,836,121.74	.00	3,836,121.74
13:KNOWLTON TWP	2,057,004.25	.00	.00	1,795.19	.00	2,055,209.06	.00	2,055,209.06
14:LIBERTY TWP	1,763,645.41	.00	.00	1,598.82	.00	1,762,046.59	.00	1,762,046.59
15:LOPATCONG TWP	5,620,791.84	.00	.00	425,815.50	.00	5,194,976.34	.00	5,194,976.34
16:MANSFIELD TWP	4,752,635.29	.00	.00	3,250.16	.00	4,749,385.13	.00	4,749,385.13
17:OXFORD TWP	1,201,191.77	.00	.00	13,204.50	.00	1,187,987.27	.00	1,187,987.27
19:PHILLIPSBURG TOWN	5,615,877.10	.00	.00	203,897.60	.00	5,411,979.50	.00	5,411,979.50
20:POHATCONG TWP	2,526,027.93	.00	.00	288,210.50	.00	2,237,817.43	.00	2,237,817.43
21:WASHINGTON BORO	3,038,509.51	.00	.00	928.85	.00	3,037,580.66	.00	3,037,580.66
22:WASHINGTON TWP	5,004,422.40	.00	.00	4,303.95	.00	5,000,118.45	.00	5,000,118.45
23:WHITE TWP	3,541,319.53	31,196.43	.00	42,923.00	.00	3,467,200.10	.00	3,467,200.10
WARREN	73,249,259.46	36,566.43	.00	1,424,336.03	.00	71,788,357.00	.00	71,788,357.00

**2015 ABSTRACT OF RATABLES FOR THE COUNTY OF WARREN**

TAXING DISTRICTS	SECTION 12 - B			SECTION 12 - C		
	(A)	(B)	(C)	LOCAL TAXES TO BE RAISED FOR:		
	COUNTY LIBRARY TAXES APPORTIONED	COUNTY HEALTH SERVICE TAXES APPORTIONED	COUNTY OPEN SPACE TAXES APPORTIONED	(i) DISTRICT SCHOOL PURPOSES		
				(A) DISTRICT SCHOOL (adjusted for BPP)	(B) REG., CONSOL. & JOINT SCHOOL (adjusted for BPP)	(C) LOCAL SCHOOL (adjusted for BPP)
01:ALLAMUCHY TWP	313,225.15	.00	224,937.86	8,691,587.00	.00	.00
02:ALPHA BORO	.00	.00	76,291.54	3,104,754.00	.00	.00
03:BELVIDERE TOWN	.00	.00	67,458.69	3,625,393.00	.00	.00
04:ELAIRSTOWN TWP	384,658.74	.00	276,236.80	5,398,605.00	5,146,252.00	.00
05:FRANKLIN TWP	208,266.84	.00	149,563.65	3,949,960.00	4,115,045.00	.00
06:FRELINGHUYSEN TWP	155,940.77	.00	111,986.48	1,942,041.00	2,201,007.00	.00
07:GREENWICH TWP	370,133.44	.00	265,805.68	10,334,487.00	.00	.00
08:HACKETTSTOWN TOWN	.00	.00	392,438.21	15,371,910.00	.00	.00
09:HARDWICK TWP	100,099.48	.00	71,884.91	1,121,395.00	1,622,466.00	.00
10:HARMONY TWP	273,191.11	.00	196,188.03	6,193,605.00	.00	.00
11:HOPE TWP	122,951.50	.00	88,295.74	3,804,917.00	.00	.00
12:INDEPENDENCE TWP	299,381.10	.00	214,995.97	.00	8,932,297.00	.00
13:KNOWLTON TWP	160,474.25	.00	115,242.13	2,739,594.00	2,347,511.00	.00
14:LIBERTY TWP	137,588.28	.00	98,806.92	.00	4,846,435.00	.00
15:LOPATCONG TWP	438,498.05	.00	314,900.68	13,422,164.00	.00	.00
16:MANSFIELD TWP	370,770.06	.00	266,262.86	5,570,870.00	5,963,789.00	.00
17:OXFORD TWP	93,709.26	.00	67,295.88	4,077,875.00	.00	.00
19:PHILLIPSBURG TOWN	.00	.00	314,625.34	10,853,711.00	.00	.00
20:POHATCONG TWP	197,064.46	.00	141,518.84	6,064,155.00	.00	.00
21:WASHINGTON BORO	.00	.00	170,230.24	4,660,394.00	3,997,626.00	.00
22:WASHINGTON TWP	390,412.87	.00	280,369.04	5,843,253.00	7,839,113.00	.00
23:WHITE TWP	276,270.64	.00	198,400.30	7,204,203.00	.00	.00
WARREN	4,292,636.00	.00	4,103,735.79	123,974,873.00	47,011,541.00	.00

2015 ABSTRACT OF RATABLES FOR THE COUNTY OF WARREN

TAXING DISTRICTS	SECTION 12 - C			SECTION 12 - D
	LOCAL TAXES TO BE RAISED FOR:			
	(ii) LOCAL MUNICIPAL PURPOSES			
	(A) MUNICIPAL BUDGET (adjusted for BPP)	(B) MUNICIPAL OPEN SPACE BUDGET	(C) MUNICIPAL LIBRARY BUDGET	TOTAL LEVY ON WHICH TAX RATE IS COMPUTED
01:ALLAMUCHY TWP	2,192,476.04	108,076.46	.00	15,522,198.30
02:ALPHA BORO	1,759,225.68	84,978.25	66,015.25	6,449,711.03
03:BELVIDERE TOWN	2,055,648.17	.00	58,055.36	7,009,235.60
04:BLAIRSTOWN TWP	.00	143,925.00	.00	16,270,569.32
05:FRANKLIN TWP	944,368.00	165,400.00	.00	12,199,547.67
06:FRELINGHUYSEN TWP	647,834.00	58,290.00	.00	7,111,789.69
07:GREENWICH TWP	2,644,284.89	238,010.30	.00	18,546,450.15
08:HACKETTSTOWN TOWN	6,148,710.39	.00	341,851.00	28,932,514.04
09:HARDWICK TWP	615,993.00	47,500.00	.00	4,861,422.05
10:HARMONY TWP	1,294,429.00	239,142.00	.00	11,694,762.01
11:HOPE TWP	829,693.00	12,780.00	.00	6,419,399.28
12:INDEPENDENCE TWP	2,570,959.00	.00	.00	15,853,754.81
13:KNOWLTON TWP	1,061,205.00	51,827.00	.00	8,531,062.44
14:LIBERTY TWP	845,495.08	53,775.00	.00	7,744,146.87
15:LOPATCONG TWP	4,243,466.99	258,473.00	.00	23,872,479.06
16:MANSFIELD TWP	3,917,068.00	132,932.88	.00	20,971,077.93
17:OXFORD TWP	835,827.00	.00	.00	6,262,694.41
19:PHILLIPSBURG TOWN	10,732,234.80	.00	268,793.41	27,581,344.05
20:POHATCONG TWP	3,898,776.00	174,563.00	.00	12,713,894.73
21:WASHINGTON BORO	5,270,993.64	.00	147,227.62	17,284,052.16
22:WASHINGTON TWP	4,026,670.40	135,873.70	.00	23,515,810.46
23:WHITE TWP	554,378.93	112,877.18	.00	11,813,330.15
WARREN	57,089,737.01	2,018,423.77	881,942.64	311,161,246.21

2015 ABSTRACT OF RATABLES FOR THE COUNTY OF WARREN

TAXING DISTRICTS	SECTION 13						
	REAL PROPERTY EXEMPT FROM TAXATION						
	(A) PUBLIC SCHOOL	(B) OTHER SCHOOL	(C) PUBLIC PROPERTY	(D) CHURCH AND CHARITABLE	(E) CEMETERIES AND GRAVEYARDS	(F) OTHER EXEMPTS	(G) TOTAL AMOUNT OF EXEMPTS (13A+B+C+D+E+F)
01:ALLAMUCHY TWP	8,395,754	0	6,358,122	1,507,189	25,100	38,212,643	54,498,808
02:ALPHA BORO	1,260,200	0	8,431,600	4,094,400	1,059,700	1,378,500	16,224,400
03:BELVIDERE TOWN	13,751,700	167,400	16,466,700	5,177,200	401,900	2,154,700	38,119,600
04:BLAIRSTOWN TWP	25,067,309	33,943,600	16,873,729	12,902,114	490,200	6,061,065	95,338,017
05:FRANKLIN TWP	4,205,400	13,624,800	10,065,820	4,742,700	282,900	6,506,700	39,428,320
06:FRELINGHUYSEN TWP	0	0	14,248,420	5,633,620	325,600	11,369,500	31,577,140
07:GREENWICH TWP	1,146,100	0	6,371,760	3,582,500	1,319,000	1,425,000	13,844,360
08:HACKETTSTOWN TOWN	25,014,700	42,549,800	13,203,700	15,951,600	195,000	57,920,300	154,835,100
09:HARDWICK TWP	0	0	57,044,600	49,800	0	13,476,700	70,571,100
10:HARMONY TWP	5,202,900	0	22,273,300	3,871,100	198,500	3,810,300	35,356,100
11:HOPE TWP	3,096,900	0	18,463,733	4,908,330	507,300	3,080,789	30,057,052
12:INDEPENDENCE TWP	10,083,300	200,100	7,966,200	7,953,100	692,400	6,670,900	33,566,000
13:KNOWLTON TWP	2,595,700	0	17,801,300	3,384,100	274,500	2,681,900	26,737,500
14:LIBERTY TWP	4,061,200	0	14,721,500	385,500	164,100	1,122,500	20,454,800
15:LOPATCONG TWP	14,440,600	0	20,260,291	6,353,300	0	8,115,600	49,169,791
16:MANSFIELD TWP	5,167,800	0	57,757,200	4,820,900	620,700	4,354,000	72,720,600
17:OXFORD TWP	8,479,522	0	1,539,600	4,882,597	158,500	28,835,281	43,895,500
19:PHILLIPSBURG TOWN	54,869,500	0	49,758,650	82,547,100	910,300	41,389,900	229,475,450
20:POHATCONG TWP	10,914,400	1,270,000	9,810,000	2,740,300	80,000	2,890,900	27,705,600
21:WASHINGTON BORO	11,390,225	0	6,842,000	10,605,100	331,300	4,775,800	33,944,425
22:WASHINGTON TWP	28,690,148	0	12,239,200	12,875,700	238,600	5,635,500	59,679,148
23:WHITE TWP	2,897,600	3,435,400	28,683,193	1,628,500	277,800	20,399,400	57,321,893
WARREN	240,730,958	95,191,100	417,180,618	200,596,750	8,553,400	272,267,878	1,234,520,704

**2015 ABSTRACT OF RATABLES FOR THE COUNTY OF WARREN**


TAXING DISTRICTS	SECTION 14				SECTION 15	
	AMOUNT OF MISCELLANEOUS REVENUES TO SUPPORT LOCAL BUDGET				DEDUCTIONS ALLOWED	
	(A)	(B)	(C)	(D)	(A)	(B)
	SURPLUS REVENUE	MISCELLANEOUS REVENUES ANTICIPATED	RECEIPTS FROM DELINQUENT TAX	TOTAL OF MISCELLANEOUS REVENUES (COL. 14A+B+C)	SENIOR CITIZEN, DISABLED AND SURVIVING SPOUSE	VETERANS AND WIDOWS
01:ALLAMUCHY TWP	208,425.00	868,202.25	175,000.00	1,251,627.25	5,000.00	40,000.00
02:ALPHA BORO	438,000.00	287,961.39	150,000.00	875,961.39	9,750.00	30,500.00
03:BELVIDERE TOWN	142,000.00	716,037.09	180,000.00	1,038,037.09	2,750.00	22,750.00
04:BLAIRSTOWN TWP	645,445.00	3,056,563.00	207,310.00	3,909,318.00	5,750.00	44,000.00
05:FRANKLIN TWP	763,650.00	486,456.00	180,000.00	1,430,106.00	5,500.00	22,250.00
06:FRELINGHUYSEN TWP	316,202.00	373,868.00	130,000.00	820,070.00	3,250.00	15,500.00
07:GREENWICH TWP	478,340.15	597,452.68	307,000.00	1,382,792.83	5,250.00	27,750.00
08:HACKETTSTOWN TOWN	1,751,914.00	1,313,030.11	349,000.00	3,413,944.11	13,500.00	58,000.00
09:HARDWICK TWP	124,000.00	292,593.00	96,000.00	512,593.00	3,500.00	12,000.00
10:HARMONY TWP	740,000.00	614,701.00	150,175.00	1,504,876.00	6,500.00	26,000.00
11:HOPE TWP	141,304.00	528,228.00	24,141.00	693,673.00	2,250.00	17,750.00
12:INDEPENDENCE TWP	670,000.00	622,760.57	240,000.00	1,532,760.57	9,500.00	34,500.00
13:KNOWLTON TWP	265,456.50	691,686.00	362,500.00	1,319,642.50	3,750.00	19,000.00
14:LIBERTY TWP	586,000.00	288,452.16	205,000.00	1,079,452.16	4,750.00	16,000.00
15:LOPATCONG TWP	150,000.00	2,011,359.42	800,000.00	2,961,359.42	17,750.00	75,000.00
16:MANSFIELD TWP	170,000.00	1,514,132.00	420,000.00	2,104,132.00	10,250.00	41,000.00
17:OXFORD TWP	206,888.00	1,172,593.00	145,000.00	1,524,481.00	5,500.00	16,250.00
19:PHILLIPSBURG TOWN	1,000,000.00	4,179,752.53	925,000.00	6,104,752.53	43,500.00	105,750.00
20:POHATCONG TWP	550,000.00	683,495.30	300,000.00	1,533,495.30	15,750.00	43,500.00
21:WASHINGTON BORO	807,225.42	879,476.00	550,000.00	2,236,701.42	9,250.00	34,250.00
22:WASHINGTON TWP	505,000.00	4,837,965.00	710,000.00	6,052,965.00	6,500.00	54,500.00
23:WHITE TWP	749,000.00	969,075.02	325,000.00	2,043,075.02	8,250.00	75,250.00
WARREN	11,408,850.07	26,985,839.52	6,931,126.00	45,325,815.59	197,750.00	831,500.00





2015 ABSTRACT OF RATABLES FOR THE COUNTY OF WARREN


Total Amount of Miscellaneous Revenues (included Surplus Revenues Appropriated) for the Support of the County Budget	.....	38835702.19
Rate per \$100 to be applied to Column 11 for apportionment of County Taxes		.68538241
Net County Taxes Apportioned (Column 12 A iii)	.....	71,788,357.00
* Adjustments (Net Total (Column 12 A i))		1,424,336.03
* Net Overpayments are added to the Net Taxes Apportioned Net Underpayments are deducted from the Net Taxes Apportioned		
Rate per \$100 to be applied to Column 11 for apportionment of Library Taxes	.....	.05346913
Rate per \$100 to be applied to Column 11 for apportionment of Health Taxes	.....	.00000000
Rate per \$100 to be applied to Column 11 for apportionment of Open Space Taxes	.....	.03839804
County Percentage Level of Taxable Value of Real Property is 100%		


WARREN COUNTY BOARD OF TAXATION

  
 \_\_\_\_\_  
 Jane Santini, President

  
 \_\_\_\_\_  
 Darryl Malcolm

  
 \_\_\_\_\_  
 Robert Moore

  
 \_\_\_\_\_  
 William Watras

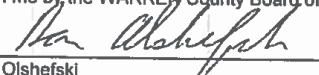
  
 \_\_\_\_\_  
 Samir Elbassiguny

\_\_\_\_\_

\_\_\_\_\_

ATTEST:   
 \_\_\_\_\_  
 Melissa Pritchett, CTA

I hereby certify this to be a true copy of the Abstract of Ratables and Exemptions for the County of WARREN, State of New Jersey for the year 2015 as filed with me by the WARREN County Board of Taxation

  
 \_\_\_\_\_  
 Dan Olshefski  
 Chief Financial Officer

2015 ABSTRACT OF RATABLES FOR THE COUNTY OF WARREN

TAXING DISTRICTS	BREAKDOWN OF GENERAL TAX RATE											EFFECTIVE TAX RATE
	COUNTY TAX	LIBRARY TAX	HEALTH SERVICE TAX	COUNTY OPEN SPACE TAX	DISTRICT SCHOOL TAX	REGIONAL SCHOOL TAX	LOCAL SCHOOL TAX	MUNICIPAL PURPOSE TAX	MUNICIPAL OPEN SPACE TAX	MUNICIPAL LIBRARY TAX	GENERAL TAX RATE	
01:ALLAMUCHY TWP	.739	.058	.000	.042	1.609	.000	.000	.405	.020	.000	2.873	2.650
02:ALPHA BORO	.640	.000	.000	.036	1.461	.000	.000	.828	.040	.031	3.036	3.246
03:BELVIDERE TOWN	.937	.000	.000	.053	2.824	.000	.000	1.601	.000	.045	5.460	3.990
04:BLAIRSTOWN TWP	.689	.054	.000	.039	.755	.719	.000	.000	.020	.000	2.276	2.262
05:FRANKLIN TWP	.645	.051	.000	.037	.955	.995	.000	.228	.039	.000	2.950	3.132
06:FRELINGHUYSEN TWP	.685	.054	.000	.039	.666	.755	.000	.222	.020	.000	2.441	2.438
07:GREENWICH TWP	.789	.063	.000	.045	1.736	.000	.000	.444	.040	.000	3.117	2.679
08:HACKETTSTOWN TOWN	.645	.000	.000	.038	1.484	.000	.000	.594	.000	.033	2.794	2.831
09:HARDWICK TWP	.806	.063	.000	.046	.705	1.019	.000	.387	.029	.000	3.055	2.597
10:HARMONY TWP	.732	.058	.000	.042	1.294	.000	.000	.270	.050	.000	2.446	2.289
11:HOPE TWP	.611	.049	.000	.035	1.489	.000	.000	.324	.004	.000	2.512	2.792
12:INDEPENDENCE TWP	.767	.060	.000	.043	.000	1.785	.000	.513	.000	.000	3.168	2.831
13:KNOWLTON TWP	.796	.063	.000	.045	1.059	.908	.000	.410	.020	.000	3.301	2.843
14:LIBERTY TWP	.656	.052	.000	.037	.000	1.802	.000	.314	.020	.000	2.881	3.010
15:LOPATCONG TWP	.603	.051	.000	.037	1.558	.000	.000	.493	.029	.000	2.771	2.911
16:MANSFIELD TWP	.714	.056	.000	.041	.837	.896	.000	.588	.019	.000	3.151	3.024
17:OXFORD TWP	.589	.047	.000	.034	2.021	.000	.000	.414	.000	.000	3.105	3.573
19:PHILLIPSBURG TOWN	.760	.000	.000	.045	1.524	.000	.000	1.506	.000	.037	3.872	3.366
20:POHATCONG TWP	.641	.057	.000	.041	1.734	.000	.000	1.115	.049	.000	3.637	3.450
21:WASHINGTON BORO	.819	.000	.000	.046	1.256	1.077	.000	1.420	.000	.039	4.657	3.899
22:WASHINGTON TWP	.736	.058	.000	.042	.861	1.153	.000	.592	.020	.000	3.462	3.221
23:WHITE TWP	.615	.049	.000	.036	1.276	.000	.000	.098	.020	.000	2.094	2.286

## 2015 SPECIAL TAXING DISTRICT TAX RATES

Municipality	District	Assessed Valuation Per District	Total Levy Per District	Special District Tax Rate
Washington Twp	F01	679,368,501	497,983	0.073

**2015 ABSTRACT OF RATABLES FOR THE COUNTY OF WARREN**

ADDENDUM TO ABSTRACT OF RATABLES - ASSESSED VALUE OF PARTIAL EXEMPTIONS & ABATEMENTS (COLUMN 3)

TAXING DISTRICTS	(1)	(2)	(3)	(4)	(5)	(6)	(7)	(8)	(9)
	POLLUTION CONTROL	FIRE SUPPRESSION	FALLOUT SHELTER	WATER-SEWER FACILITY	RENEWABLE ENERGY	UEZ ABATEMENT	HOME IMPROVEMENT	MULTI-FAMILY DWELLING	CLASS 4 ABATEMENT
01:ALLAMUCHY TWP	0	0	0	0	0	0	0	0	0
02:ALPHA BORO	0	0	0	0	0	0	0	0	0
03:BELVIDERE TOWN	0	0	0	0	0	0	0	0	0
04:BLAIRSTOWN TWP	0	0	0	0	0	0	0	0	0
05:FRANKLIN TWP	0	0	0	0	0	0	0	0	0
06:FRELINGHUYSEN TWP	0	0	0	0	0	0	0	0	0
07:GREENWICH TWP	0	0	0	0	0	0	0	0	0
08:HACKETTSTOWN TOWN	0	15,200	0	0	0	0	0	0	0
09:HARDWICK TWP	0	0	0	0	0	0	0	0	0
10:HARMONY TWP	0	0	0	0	0	0	0	0	0
11:HOPE TWP	0	0	0	0	0	0	0	0	0
12:INDEPENDENCE TWP	0	0	0	0	0	0	0	0	0
13:KNOWLTON TWP	0	0	0	0	0	0	0	0	0
14:LIBERTY TWP	0	0	0	0	0	0	0	0	0
15:LOPATCONG TWP	0	0	0	0	0	0	0	0	0
16:MANSFIELD TWP	0	0	0	0	0	0	0	0	0
17:OXFORD TWP	0	0	0	0	0	0	0	0	0
19:PHILLIPSBURG TOWN	10,605,000	0	0	0	0	0	0	0	0
20:POHATCONG TWP	0	0	0	0	0	0	0	0	0
21:WASHINGTON BORO	0	0	0	0	0	0	0	0	0
22:WASHINGTON TWP	0	0	0	0	0	0	0	0	0
23:WHITE TWP	0	0	0	0	0	0	0	0	0
WARREN	10,605,000	15,200	0	0	0	0	0	0	0

**2015 ABSTRACT OF RATABLES FOR THE COUNTY OF WARREN**

**ADDENDUM TO ABSTRACT OF RATABLES -- ASSESSED VALUE OF PARTIAL EXEMPTIONS & ABATEMENTS (CONTINUED)**

TAXING DISTRICTS	(10)	(11)	(12)	(13)	(14)	(15)	(16)	(17)
	DWELLING ABATEMENT	DWELLING EXEMPTION	NEW DWELLING CONVERSION ABATEMENT	NEW DWELLING CONVERSION EXEMPTION	MULTI-DWELLING EXEMPTION	MULTI-DWELLING ABATEMENT	COMMERCIAL/ INDUSTRIAL EXEMPTION	TOTAL VALUE
01:ALLAMUCHY TWP	0	0	0	0	0	0	0	0
02:ALPHA BORO	0	0	0	0	0	0	0	0
03:BELVIDERE TOWN	0	0	0	0	0	0	0	0
04:BLAIRSTOWN TWP	0	0	0	0	0	0	0	0
05:FRANKLIN TWP	0	0	0	0	0	0	0	0
06:FRELINGHUYSEN TWP	0	0	0	0	0	0	0	0
07:GREENWICH TWP	0	0	0	0	0	0	0	0
08:HACKETTSTOWN TOWN	0	0	0	0	0	0	0	15,200
09:HARDWICK TWP	0	0	0	0	0	0	0	0
10:HARMONY TWP	0	0	0	0	0	0	0	0
11:HOPE TWP	0	0	0	0	0	0	0	0
12:INDEPENDENCE TWP	0	0	0	0	0	0	0	0
13:KNOWLTON TWP	0	0	0	0	0	0	0	0
14:LIBERTY TWP	0	0	0	0	0	0	0	0
15:LOPATCONG TWP	0	0	0	0	0	0	0	0
16:MANSFIELD TWP	0	0	0	0	0	0	0	0
17:OXFORD TWP	0	0	0	0	0	0	0	0
19:PHILLIPSBURG TOWN	0	0	0	0	0	0	132,200	10,737,200
20:POBATCONG TWP	0	0	0	0	0	0	0	0
21:WASHINGTON BORO	0	0	0	0	0	0	546,700	546,700
22:WASHINGTON TWP	0	0	0	0	0	0	0	0
23:WHITE TWP	0	0	0	0	0	0	0	0
WARREN	0	0	0	0	0	0	678,900	11,299,100

**2015 ABSTRACT OF RATABLES FOR THE COUNTY OF WARREN**

ADDENDUM – EQUALIZED VALUE BASED ON IN LIEU OF TAXES (COL.10B)

TAXING DISTRICTS	(1)	(2)	(3)	(4)	(5)
	C.12 PL 1977 IN LIEU OF TAX	NJ HOUSING FINANCE AGENCY	URBAN RENEWAL	OTHER	TOTAL
01:ALLAMUCHY TWP	0	0	0	0	0
02:ALPHA BORO	0	0	0	0	0
03:BELVIDERE TOWN	0	0	0	0	0
04:BLAIRSTOWN TWP	0	0	0	0	0
05:FRANKLIN TWP	0	0	0	0	0
06:FRELINGHUYSEN TWP	0	0	0	0	0
07:GREENWICH TWP	0	0	0	0	0
08:HACKETTSTOWN TOWN	0	0	0	0	0
09:HARDWICK TWP	0	0	0	0	0
10:HARMONY TWP	0	0	0	0	0
11:HOPE TWP	0	0	0	0	0
12:INDEPENDENCE TWP	0	0	0	0	0
13:KNOWLTON TWP	0	0	0	0	0
14:LIBERTY TWP	0	0	0	0	0
15:LOPATCONG TWP	0	0	0	0	0
16:MANSFIELD TWP	0	0	0	0	0
17:OXFORD TWP	0	0	0	0	0
19:PHILLIPSBURG TOWN	0	0	0	0	0
20:POHATCONG TWP	0	0	0	0	0
21:WASHINGTON BORO	0	0	0	0	0
22:WASHINGTON TWP	0	0	0	0	0
23:WHITE TWP	0	0	0	0	0
WARREN	0	0	0	0	0

**2015 ABSTRACT OF RATABLES FOR THE COUNTY OF WARREN**

TAXING DISTRICT	ADDENDUM: STATE AID ADJUSTMENT FOR BPP			ADDENDUM: REAP DISTRIBUTION SUMMARY		
	COUNTY	SCHOOL	MUNICIPAL	ELIGIBLE PROPERTY ASSESSMENTS	R.E.A.P. AID	TAX RATE CREDIT
01:ALLAMUCHY TWP						
02:ALPHA BORO						
03:BELVIDERE TOWN						
04:BLAIRSTOWN TWP						
05:FRANKLIN TWP						
06:FRELINGHUYSEN TWP						
07:GREENWICH TWP						
08:HACKETTSTOWN TOWN						
09:HARDWICK TWP						
10:HARMONY TWP						
11:HOPE TWP						
12:INDEPENDENCE TWP						
13:KNOWLTON TWP						
14:LIBERTY TWP						
15:LOPATCONG TWP						
16:MANSFIELD TWP						
17:OXFORD TWP						
19:PHILLIPSBURG TOWN						
20:POHATCONG TWP						
21:WASHINGTON BORO						
22:WASHINGTON TWP						
23:WHITE TWP						
WARREN						

