

STATE OF NEW JERSEY
DEPARTMENT OF THE TREASURY

STATISTICS OF INCOME

2013 Income Tax Returns
Tax Filing Date April 15, 2014

Office of Revenue and Economic Analysis
Summer 2015

**2015 New Jersey Statistics of Income
2013 Income Tax Returns**

TABLE OF CONTENTS

INTRODUCTION

Summary Tables

- A** Full Year Resident Gross Income Tax Summary
- B** Full Year Taxable Returns Summary by Taxable Income Level
- C** Summary by Return Type
- D** Tax Payment Analysis Summary: All Returns
- E** Full Year Resident Gross Income Tax Data Summary In Current Dollars (2004-2013)
- F** Gross Income Percentiles by Return-type

CHAPTER 1. INCOME

Summary Tables

- 1.1a** Income Sources by Filing Status, Age: Amounts (\$000s)
- 1.1b** Income Sources by Filing Status, Age: Returns (000s)
- 1.2a** Other Income Detail by Filing Status, Age: Amounts (\$000s)
- 1.2b** Other Income Detail by Filing Status, Age: Returns (000s)
- 1.3** Income Sources as Percent of Total Income by Filing Status, Age
- 1.4a** Income Distribution by Age and Gross Income Level
- 1.4b** Income Distribution by Gross Income Percentile
- 1.5a** Gross Income Component by Gross Income Level
- 1.5b** Gross Income Component by Gross Income Percentile
- 1.6a** Components Of Other Income by Gross Income Level
- 1.6b** Components Of Other Income by Gross Income Percentile
- 1.7** Gross Income Distribution by Filing Status

Detailed Tables by Gross Income Level

- 1.11a** Income Source: All Returns (Amounts, \$000s)
- 1.11b** Income Source: All Returns (Returns, 000s)
- 1.12a** Income Source: At Least One Filer 65+ (Amounts, \$000s)
- 1.12b** Income Source: At Least One Filer 65+ (Returns, 000s)
- 1.13a** Income Source: All Filers < 65 (Amounts, \$000s)
- 1.13b** Income Source: All Filers < 65 (Returns, 000s)
- 1.14a** Income Source: Married Filing Joint (Amounts, \$000s)
- 1.14b** Income Source: Married Filing Joint (Returns, 000s)
- 1.15a** Income Source: Single Filers (Amounts, \$000s)
- 1.15b** Income Source: Single Filers (Returns, 000s)
- 1.16a** Income Source: All Returns (Amounts, \$000s, Percentiles)
- 1.16b** Income Source: All Returns (Returns, 000s, Percentiles)
- 1.17a** Income Source: All Returns (Amounts, \$000s, taxable income)
- 1.17b** Income Source: All Returns (Returns, 000s, taxable income)
- 1.21a** Other Income Source: All Returns (Amounts, \$000s)
- 1.21b** Other Income Source: All Returns (Returns, 000s)
- 1.22a** Other Income Source: At Least One Filer 65+ (Amounts, \$000s)
- 1.22b** Other Income Source: At Least One Filer 65+ (Returns, 000s)
- 1.23a** Other Income Source: All Filers < 65 (Amounts, \$000s)
- 1.23b** Other Income Source: All Filers < 65 (Returns, 000s)
- 1.24a** Other Income Source: Married Filing Joint (Amounts, \$000s)
- 1.24b** Other Income Source: Married Filing Joint (Returns, 000s)
- 1.25a** Other Income Source: Single Filers (Amounts, \$000s)
- 1.25b** Other Income Source: Single Filers (Returns, 000s)

- 1.26a** Other Income Source: All Returns (Amounts, \$000s, Percentiles)
- 1.26b** Other Income Source: All Returns (Returns, 000s, Percentiles)
- 1.27a** Other Income Source: All Returns (Amounts, \$000s, taxable income)
- 1.27b** Other Income Source: All Returns (Returns, 000s, taxable income)

CHAPTER 2. EXEMPTIONS AND DEDUCTIONS

Summary Tables

- 2.1** Number of Exemptions By Filing Status
Percent of Total Exemptions By Filing Status
- 2.2a** Value Of Exemptions and Deductions and Percent of Gross Income
- 2.2b** Value Of Exemptions and Deductions and Percent of Gross Income

Detailed Tables by Gross Income Level

- 2.11a** Exemptions & Deductions: All Returns (Amounts, \$000s)
- 2.11b** Exemptions & Deductions: All Returns (Returns, 000s)
- 2.12a** Exemptions & Deductions: At Least One Filer 65+ (Amounts, \$000s)
- 2.12b** Exemptions & Deductions: At Least One Filer 65+ (Returns, 000s)
- 2.13a** Exemptions & Deductions: All Filers < 65 (Amounts, \$000s)
- 2.13b** Exemptions & Deductions: All Filers < 65 (Returns, 000s)
- 2.14a** Exemptions & Deductions: Married Filing Joint (Amounts, \$000s)
- 2.14b** Exemptions & Deductions: Married Filing Joint (Returns, 000s)
- 2.15a** Exemptions & Deductions: Single Filers (Amounts, \$000s)
- 2.15b** Exemptions & Deductions: Single Filers (Returns, 000s)
- 2.16a** Exemptions & Deductions: Single Filers (Amounts, \$000s, Percentiles)
- 2.16b** Exemptions & Deductions: Single Filers (Returns, 000s, Percentiles)
- 2.17a** Exemptions & Deductions: Single Filers (Amounts, \$000s, taxable income)
- 2.17b** Exemptions & Deductions: Single Filers (Returns, 000s, taxable income)

CHAPTER 3. TAX CALCULATIONS AND PAYMENT

Summary Tables

- 3.1a** Amount Of Net Charged Tax By Gross Income Level
- 3.1b** Amount Of Net Charged Tax By Gross Income Percentile
- 3.2a** Average Tax And Effective Rate By Gross Income Level
- 3.2b** Average Tax And Effective Rate By Gross Income Percentile
- 3.3** Tax Payment Analysis: Taxable And Nontaxable Returns
- 3.4** Tax Payment Analysis By Filing Status
- 3.5** Property Tax Deduction and Credit By Tax Rate Schedule Type
Total Gross Income Tax Effect of Property Tax Deduction/Credit

Detailed Tables

- 3.11a** Tax Calculations By Gross Income Level: All Returns (Amounts \$000s)
- 3.11b** Tax Calculations By Gross Income Level: All Returns (Returns 000s)
- 3.12a** Tax Calculations By Taxable Income Level: All Returns (Amounts \$000s)
- 3.12b** Tax Calculations By Taxable Income Level: All Returns (Returns 000s)
- 3.13a** Tax Calculations By Gross Income Percentile: All Returns (Amounts \$000s)
- 3.13b** Tax Calculations By Gross Income Percentile: All Returns (Returns 000s)
- 3.21a** Tax Payments By Gross Income Level: All Returns (Amounts \$000s)
- 3.21b** Tax Payments By Gross Income Level: All Returns (Returns 000s)
- 3.22a** Tax Payments By Taxable Income Level: All Returns (Amounts \$000s)
- 3.22b** Tax Payments By Taxable Income Level: All Returns (Returns 000s)
- 3.23a** Tax Payments By Gross Income Percentile: All Returns (Amounts \$000s)
- 3.23b** Tax Payments By Gross Income Percentile: All Returns (Returns 000s)

CHAPTER 4. COMPONENTS OF CHANGE

Summary Tables

- 4.1** Sources of Income: All Returns 2019-2011 Comparison
- 4.2a** Income Distribution, Gross Income Level: All Returns 2010-2011 Comparison
- 4.2b** Income Distribution, Gross Income Percentile: All Returns 2010-2011 Comparison
- 4.3a** Tax Liability And Effective Rate by Gross Income Level: All Returns 2010-2011 Comparison
- 4.3b** Tax Liability And Effective Rate by Gross Income Percentile: All Returns 2010-2011 Comparison
- 4.4a** Average Tax And Effective Rate by Gross Income Level: All Returns 2010-2011 Comparison
- 4.4b** Average Tax And Effective Rate by Gross Income Percentile: All Returns 2010-2011 Comparison
- 4.5** Comparative Tax Payments: All Returns
- 4.6** Change In Number Of Returns And Total Income Amount By County

CHAPTER 5. COUNTY DATA

Summary Tables

- 5.1** Income Tax Return Amounts
- 5.2** Income by Age Bracket
- 5.3** Component Income
- 5.4** Total Income by Filing Status Age Group
- 5.5** Summary of Filing Characteristics: Exemption Counts
- 5.6** Income Per Capita Summary
- 5.7a** Distribution of Gross Income by County and Gross income class
- 5.7b** Distribution of Gross Income by County and Gross income percentile class

CHAPTER 6. NON-RESIDENTS

Summary Tables

- 6.1a** Non-resident Returns by Place of Origin: Taxable
- 6.1b** Non-resident Returns by Place of Origin: Non-Taxable
- 6.1c** Non-resident Returns by Place of Origin: Total
- 6.11a** Income by Gross Income Level: All Returns (Amounts, \$000s)
- 6.11b** Income by Gross Income Level: All Returns (Returns, 000s)
- 6.12a** Income by Gross Income Percentile: All Returns (Amounts, \$000s)
- 6.12b** Income by Gross Income Percentile: All Returns (Returns, 000s)
- 6.21a** Tax Calculations By Gross Income Level: All Returns (Amounts, \$000s)
- 6.21b** Tax Calculations By Gross Income Level: All Returns (Returns, 000s)
- 6.22a** Tax Calculations By Gross Income Percentile: All Returns (Amounts, \$000s)
- 6.22b** Tax Calculations By Gross Income Percentile: All Returns (Returns, 000s)
- 6.31a** Tax Payments By Gross Income Level: All Returns (Amounts \$000s)
- 6.31b** Tax Payments By Gross Income Level: All Returns (Returns 000s)
- 6.32a** Tax Payments By Gross Income Percentile: All Returns (Amounts \$000s)
- 6.32b** Tax Payments By Gross Income Percentile: All Returns (Returns 000s)

APPENDIXES

- 1** Explanation of Terms, Data Sources and Limitations
- 2** New Jersey 2013 Resident Income Tax Return Form and Instructions Packet
- 3** New Jersey 2013 Nonresident Income Tax Return Forms and Instructions Packet

State of New Jersey
Department of the Treasury
NEW JERSEY STATISTICS OF INCOME
2013 Income Tax Returns: Tax Filing Date April 15, 2014

INTRODUCTION

This report contains individual gross income tax data for Tax Year 2013, complete through August, 2014. The statistics were based on the New Jersey Division of Taxation's Gross Income Tax file for Tax Year 2013. It contains records of the tax transactions of more than 4.5 million individual gross income tax accounts.

The report includes data on resident, non-resident, and fiduciary taxpayers. The total number of individual tax returns increased by 44.7 thousand or 0.9% to 4,517.2 thousand. Total gross income decreased \$25.2 billion, or 4.6%, from \$553.0 billion to \$527.8 billion. This includes a \$25.6 billion dollar decrease in nonresident all-source gross income. Net charged tax decreased \$131.7 million, or 1.1% to \$11,391.1 million.

In tax year 2013 the minimum filing threshold for married filing jointly, household heads and surviving spouses was \$20,000. It was \$10,000 for married filing separately and single filers. If the taxpayer's gross income was \$100,000 or less, the amount of retirement income that can be excluded from gross income was \$20,000 for joint filers, \$10,000 for married filing separately filers, and \$15,000 for individual filers.

The Property Tax Deduction/Credit program allows homeowners and tenants to deduct property taxes they paid on their principal residence. Local property tax payers take the deduction if schedule tax falls by more than the minimum guaranteed benefit of \$50 (\$25 married filing separate). Property tax payers take the credit if the difference in liabilities is smaller than the minimum benefit. The maximum deduction is \$10,000, regardless of the homeowner's gross income level. In 2009, the temporary tax increase measures required the deduction to be means tested. If the filer reported at most \$150,000 in New Jersey Gross income, the ceiling remained at \$10,000. The ceiling fell to \$5,000 for returns reporting between \$150,000 and \$250,000. Filers reporting over \$250,000 were not eligible for the deduction. In 2013, the deduction or credit saved 2,211.0 thousand taxpayers \$568.2 million in tax liabilities. In 2012, the program generated a tax savings of \$590.0 million for 2,271.8 thousand taxpayers. The Earned Income Credit has been 20% of the Federal credit since 2010. The recipient cannot report more than \$20,000 in New Jersey Gross Income. In 2013, 576.4 thousand returns claimed the credit for a total liabilities reduction \$263.0 million.

Two definitional changes were made in 2009: a change with respect to return taxability and the income brackets. A return was classified as taxable if positive net payments were observed. Net charged tax is defined as schedule tax less nonrefundable- and refundable credits. Net payments are defined as the sum of withholdings, estimated payments, final payments less refunds and credit requests. In theory, these two quantities are equal for a given return. For example, the 2008 data indicate that under the previous classification 2,753.9 thousand full-year resident returns were taxable. Under the current classification, 2,769.2 thousand returns are taxable. In 2012, there were 2,730.3 thousand returns classified as taxable. In 2011, there were 2,706.8 thousand taxable returns. The Division of Taxation's definition of taxability is: if gross income is less than the filing threshold, liabilities are zeroed-out and any payments and refundable credits are returned. Secondly, the income brackets were changed to those used by the Internal Revenue Service in its Statistics of Income publications.

Full Year Resident Filers

In order to provide consistency across years for the maximum amount of data, most of the information in this report deals with tax returns filed by those who were residents of New Jersey for all of 2013. The number of these taxpayers increased by 25.0 thousand (0.6%) from a 2012 level of 4,012.2 thousand. Total gross income increased by 0.9% to \$328.2 billion, and tax liabilities decreased by 0.9% to \$9,916.0

million from \$10,015.4 million. Total taxes paid by taxpayers with gross incomes under \$100,000 fell by 0.08% to \$1,251.8 million from \$1,252.8 million. Total taxes paid by taxpayers with incomes between \$100,000 and \$500,000 increased by 5.8% to \$4,745.0 million. Total taxes paid by taxpayers reporting at least \$500,000 decreased by 8.4% to \$3,919.3 million. Total net liabilities fell by \$99.4 million, or 1.0%.

Wage income increased by 2.1% to \$244.6 billion between 2012 and 2013. Net profits from business increased to \$12.3 billion or 2.5% in 2013. Partnership income fell by 1.2% to \$12.0 billion in 2013. Income from Subchapter-S Corporations decreased by 6.7% and net capital gains income fell by 9.0%. Interest income and dividends income fell by respective rates of 12.5% and 9.2%.

The income, liability, and return data suggest a temporary change in the growth patterns that have been observed in recent years. Table I.1 and Figure I.1 present an aggregated picture of income, liability, and return growth patterns between 2011 through 2013. Returns, gross income, and net charged tax are presented by gross income percentile group. Full-year resident returns filed increased by 25.0 thousand between 2012 and 2013. Differences by gross income percentile group indicate the lower 75 percent of returns increased filings by 18.7 thousand (upper center panel), or 75.0% total return growth (right-most panel). The distribution of growth shares indicates this group made the largest contribution. The 75th-to-99th percentile group posted a share increase of 24.0% of the total. This group accounted for 2.5% of the growth in the 2011 to 2012 period. The top one percent group (gross income of at least \$596,038) added a negligible 200 returns. Growth in filing activity seems to have been concentrated in the bottom three-quarters of the return distribution. It probably reflects the slowly improving economic situation. However, this year's growth results indicate a slowdown in relative and absolute terms as returns filed increased an average of 48.4 thousand between 2011 and 2012.

Gross income and net charged tax vary in a manner that is opposite to returns: growth accrues to higher income levels. Gross income increased by \$3.0 billion from 325.2 billion in 2012, or 0.9%; net charged tax fell by \$99.2 million, or almost 1.0%. These developments, however, seem less concentrated at the top end of the return distribution than in prior years. 74.8% of the change in gross income was realized by the top quartile of returns between 2012 and 2013. Note there was a \$296.8 million decrease in reported gross income for this group. The same group realized 83.2% of the growth in 2012, given a \$16.7 billion rise in gross income. The top one percent, whose lower bound is almost \$600,000 accounted for 38.5% of the observed growth between 2012 and 2013. This involved a \$5.1 billion dollar decrease in gross income. This group accounted for 50.1% of the net growth in gross income in the 2011 to 2012 period given a \$10.1 billion dollar rise in gross income. The 75th-to-99th group accounted for at least one-third of income growth in the 2011 to 2012 and 2012 to 2013 growth periods. The changes in gross income seem to reflect continued economic recovery and the effects of the "fiscal cliff." The latter effect is the result of high-end filers shifting income from 2013 back to 2012, given the top federal income bracket rate increase from 35% to 39.6%. The new rate was effective 1 January 2013. This is more obvious given the absolute changes in the gross income reported by the top one percent. The reduction in gross income growth from \$10.1 billion in 2012 to -\$5.1 billion could reflect a shift in income from 2013 to 2012 as filers tried to avoid some of the effects of the Federal tax rate increase. This activity could also be partly responsible for the larger gross income rise realized by the 75th-to-99th group; in the 2011 to 2012 period gross income increased by \$6.7 billion. This group had 6.0 thousand additional returns in 2013. In 2012, only a net additional 1.2 thousand returns entered the 75th-to-99th group. The federal rate increase could have forced some returns from the top one percent into this next lower income group, or even the lower 75% of returns. The income growth shares of the bottom 99 percent of returns increased from 49.9% to 51.5% between 2011 and 2012 and the 2012 to 2013 growth periods.

Changes in the distribution of net liabilities are a reflection of changes in growth patterns of the income tax base. The top one-quarter of returns accounted for over 93% of the changes in net charged tax in 2012 and 2013. By default, the growth share of the bottom three-quarters of returns amounted to at most 6% for both periods. The top one percent change in share fell about 10 percent points: it was 67.9% in 2012 and 57.7% in 2013. These growth shares are tied to an \$811.3 million liability increase in 2012 and a \$373.4 million decrease in 2013. This pattern reflects the income growth changes discussed above: fiscal cliff considerations might be more important than economic recovery considerations. In fact, the relative similarities of the gross income and net liability diagrams show this more clearly in Figure I.1. The

bottom three-quarters of returns contributed at most 6% of all net liability growth while their income growth contribution ranged from 16.8% in 2012 and 25% in 2013. This difference is attributed to a higher level of effectiveness of exemptions and deductions (especially the property tax deduction) in reducing gross income at lower income levels. It is noted that the 75th percentile ranged from \$84,361 to \$91,056 between 2010 and 2013.

The final part of this discussion addresses the factors which drive changes in gross income. Changes in aggregate gross income components (wages, interest, dividends, unincorporated business income, capital gains and miscellaneous) are presented in Table I.2 and Figure I.2. Total income is used as the base in the growth share calculations as opposed to gross income. The difference between gross income and total income is retirement income exclusions, which are not subject to a significant amount of year-to-year variation, and can be safely ignored. The total income share diagram is strikingly similar to the gross income diagram in Figure I.1. The top one percent accounted for 49.2% of total income growth in 2012 and 37.9% in 2013. By component, wages were 20.8% in the immediate aftermath of the recession, but contributed little to total income growth during the fiscal cliff growth periods. This is reflected by strong contributions of UBI and capital gains in 2012 and 2013 growth periods. In 2012, UBI contributed over one-fifth (\$4.2 billion) of total income growth. Capital gains accounted for 14.1% (\$2.9 billion) of the rise in total income. In 2013, decreases in UBI (\$1.6 billion) and capital gains (\$2.2 billion) probably reflect a net attenuation of the tax increase avoidance activities. Interest and dividends were almost numerically offsetting in 2012 and 2013, given a significant jump in this income source from 183.8 million in 2011 to \$834.3 million in 2012. This probably reflects a significant loss in interest income because of the historically lax monetary policy during these periods. Increases in dividend income in 2012 were probably able to offset any losses in interest income associated with the quantitative easing programs of the Federal Reserve System after 2010. Continued losses in interest income probably added to a reduction in dividend income associated with changes in federal top bracket rates.

Wage growth has become increasingly important for the bottom 75% of returns as the growth share has risen from 5.4% in 2011 to 14.4% in 2013. This group has also accounted for an increasing share of income growth: 15.5% in 2011, 18.3% in 2012, and 26.6% in 2013. Wages seem to be the driving force behind the recovery of this group. On net, it might not have been significantly affected by federal tax policy; the growth is more likely a product of economic recovery. Capital gains and UBI made relatively insignificant contributions: 1.2% in 2011 and 1.7% in 2012. However, the combined growth share has risen significantly to a combined total of almost 6.5% in 2013. It remains to be seen if some returns in this group move to higher income groups as the economic recovery and fiscal cliff adjustments continue. However, the growth trends in this group are probably better explained by a recovering economy. The 75th-to-99th percentile group accounted 55.7% of total income growth in 2011, most of which was driven by wage growth (45.5% of the total). The remainder was largely driven by UBI, capital gains and miscellaneous income. This group's contribution fell significantly in 2012 and 2013 to the mid-30s in terms of total income growth. Wage income contributions fell to about 20% of the total, while UBI and capital gains were in the 8% to 10% range. The latter components complement wage growth but do not dominate it as is the case in the top one percent of returns.

The drivers vary by income group. Wages seem to be one of the most important factors, given an aggregate growth contribution of 72% in 2011. However, this contribution fell to less than 40% during the fiscal cliff period. UBI and capital gains stood at about 12% in 2011 and rose to over 40% in 2012 and 2013. Interest and dividends remained flat in the neighborhood of 7% for all three growth periods. In future years, as the economy improves and the Federal Reserve initiates a slow return to a more traditional monetary policy, a larger role for wages, interest and dividends should be observed in determining the growth of total income. It seems reasonable to expect UBI to assume an important but not crucial longer term role. The historic volatility of capital gains makes them subject to speculation. Miscellaneous income, which is dominated by retirement income, should play a constant or slightly increasing role that is similar to interest and dividends.

This report is divided into 3 sections. Section 1 is concerned with overall summary information. Section 2 is divided into 6 chapters that contain summary tables as well as tables of detailed aggregate statistics by size of income on full year resident income tax returns for the entire state. Chapter 5 is a disaggregation

of the data by county. Data from non-resident returns are presented in Chapter 6. Section 3 (Appendix) provides an explanation of the terms used in the tables, explains the filing requirements, and details the sources and limitations of the data. Internet links to the 2011 tax forms and instruction packets on the Division of Taxation website are included.

Figure I.1

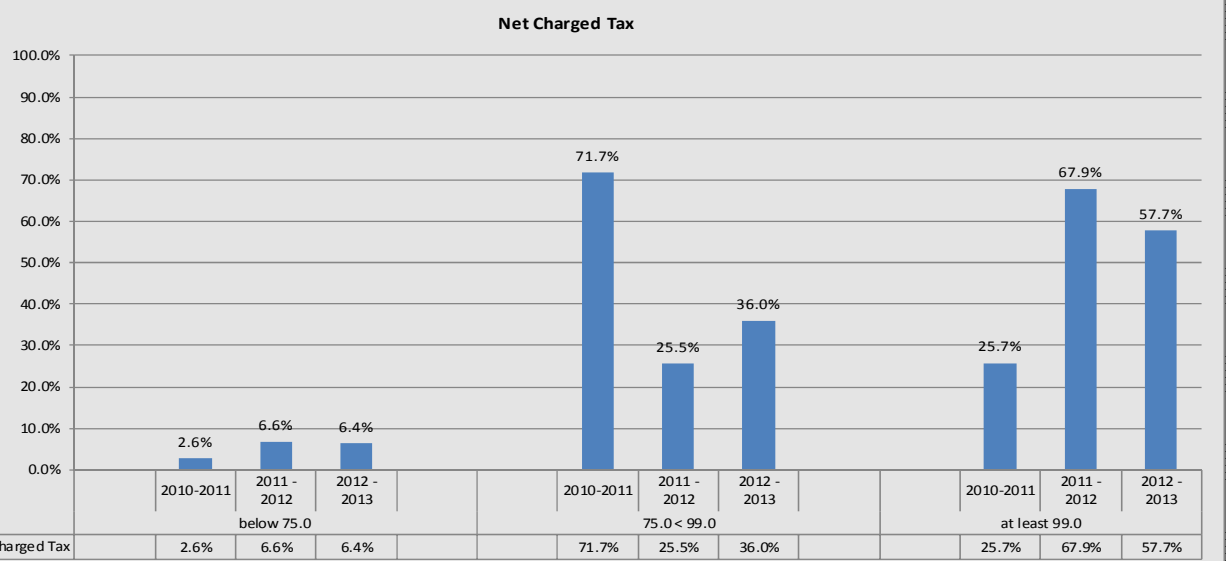
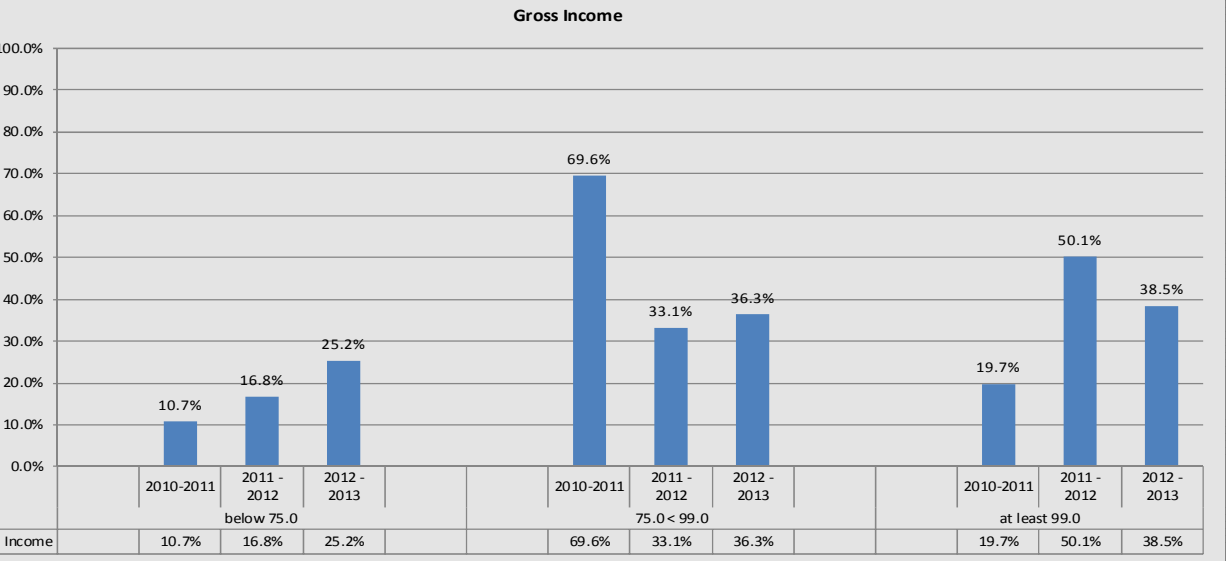
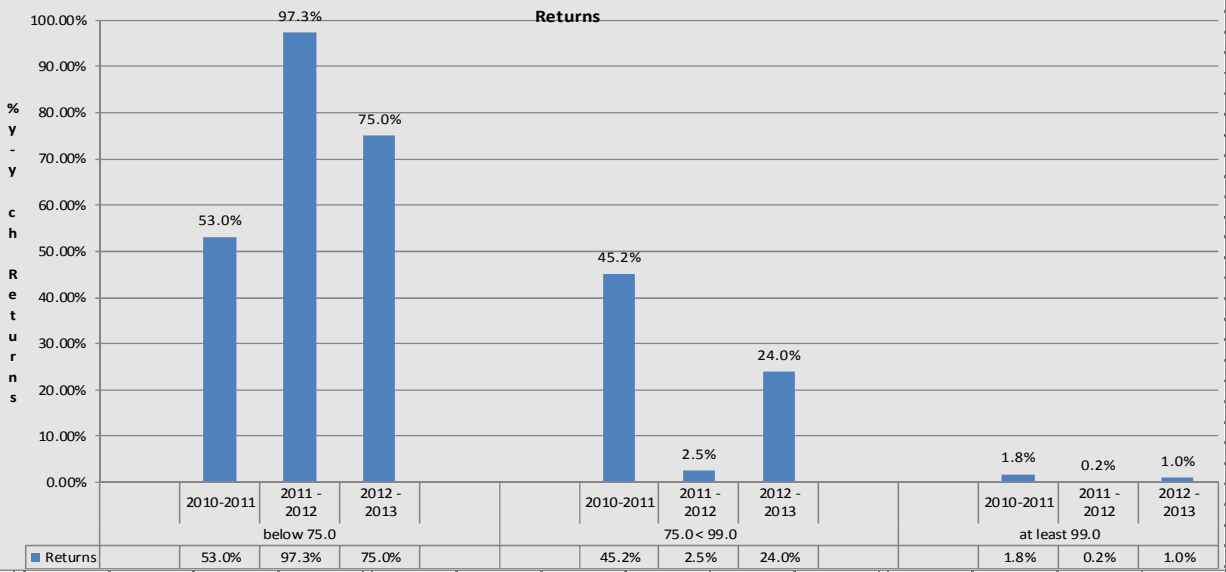


Table I.1: Gross Income Tax Totals, 2010-2013

Gross Income Percentile Level	Upper Class Limit	New Jersey Gross Returns	New Jersey Gross Income	Net Charged Tax	Year-year differences									
					Levels (m\$)			Levels (abs val, m\$)			% Distributions: Absolute Values			
					New Jersey Gross Returns	Net Charged Income	Tax	New Jersey Gross Returns	Net Charged Income	Tax	Upper Class Limit	New Jersey Gross Returns	Net Charged Income	Tax
2013														
bottom 75.0	91,056	3,027.9	94,560.7	1,063.1	18.7	3,350.8	41.1	18.7	3,350.8	41.1	2.52%	74.99%	25.20%	6.35%
75.0 < 99.0	596,038	968.9	170,158.5	5,247.7	6.0	4,825.5	232.9	6.0	4,825.5	232.9	-0.51%	24.01%	36.29%	35.97%
at least 99.0	-	40.4	63,500.4	3,605.2	0.2	-5,122.3	-373.4	0.2	5,122.3	373.4	-	1.00%	38.52%	57.68%
	-	4,037.2	328,219.6	9,916.0	25.0	3,053.9	-99.4	25.0	13,298.6	647.5	-	100.00%	100.00%	100.00%
2012														
bottom 75.0	88,819	3,009.2	91,209.9	1,021.9	46.7	3,383.3	79.2	46.7	3,383.3	79.2	3.75%	97.32%	16.82%	6.63%
75.0 < 99.0	599,097	962.9	165,333.0	5,014.9	1.2	6,655.4	304.7	1.2	6,655.4	304.7	10.98%	2.48%	33.10%	25.49%
at least 99.0	-	40.1	68,622.7	3,978.6	0.1	10,070.3	811.3	0.1	10,070.3	811.3	-	0.19%	50.08%	67.88%
	-	4,012.2	325,165.6	10,015.4	48.0	20,109.0	1,195.2	48.0	20,109.0	1,195.2	-	100.00%	100.00%	100.00%
2011														
bottom 75.0	85,609	2,962.4	87,826.6	942.8	25.9	1,032.2	8.6	25.9	1,032.2	8.6	1.48%	53.03%	10.70%	2.63%
75.0 < 99.0	539,843	961.7	158,677.6	4,710.2	22.1	6,707.9	234.1	22.1	6,707.9	234.1	7.57%	45.18%	69.55%	71.66%
at least 99.0	-	40.0	58,552.4	3,167.3	0.9	1,904.2	84.0	0.9	1,904.2	84.0	-	1.80%	19.74%	25.71%
	-	3,964.2	305,056.6	8,820.2	48.8	9,644.3	326.6	48.8	9,644.3	326.6	-	100.00%	100.00%	100.00%
2010														
bottom 75.0	84,361	2,936.5	86,794.4	934.2										
75.0 < 99.0	501,833	939.7	151,969.7	4,476.1										
at least 99.0	-	39.2	56,648.1	3,083.3										
	-	3,915.4	295,412.3	8,493.6										

Source: SOI files, 2010 through 2013, Table 1.5b.

Full-year resident returns in thousands; amounts in millions;; ross income percentiles shown in Table F.

Differences distribution based on absolute values of year-to-year changes.

Figure: I.2

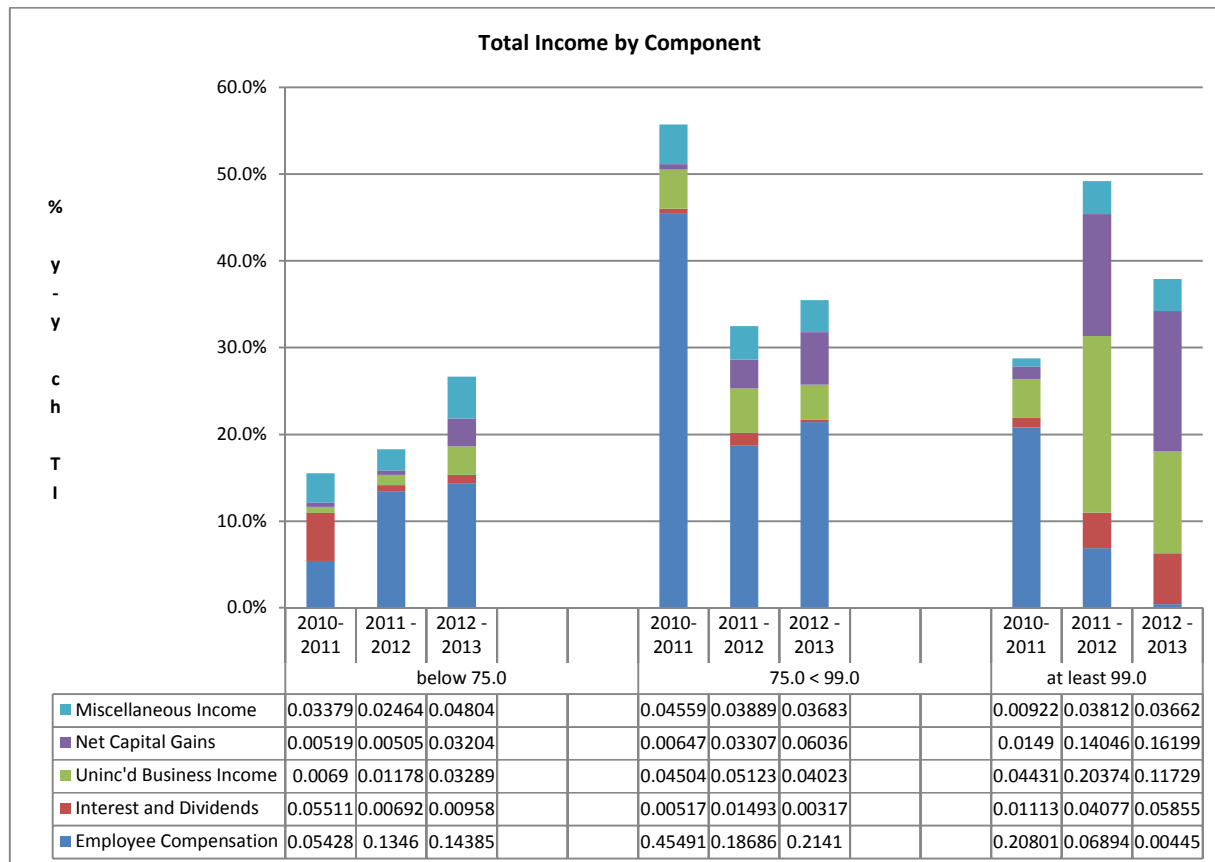
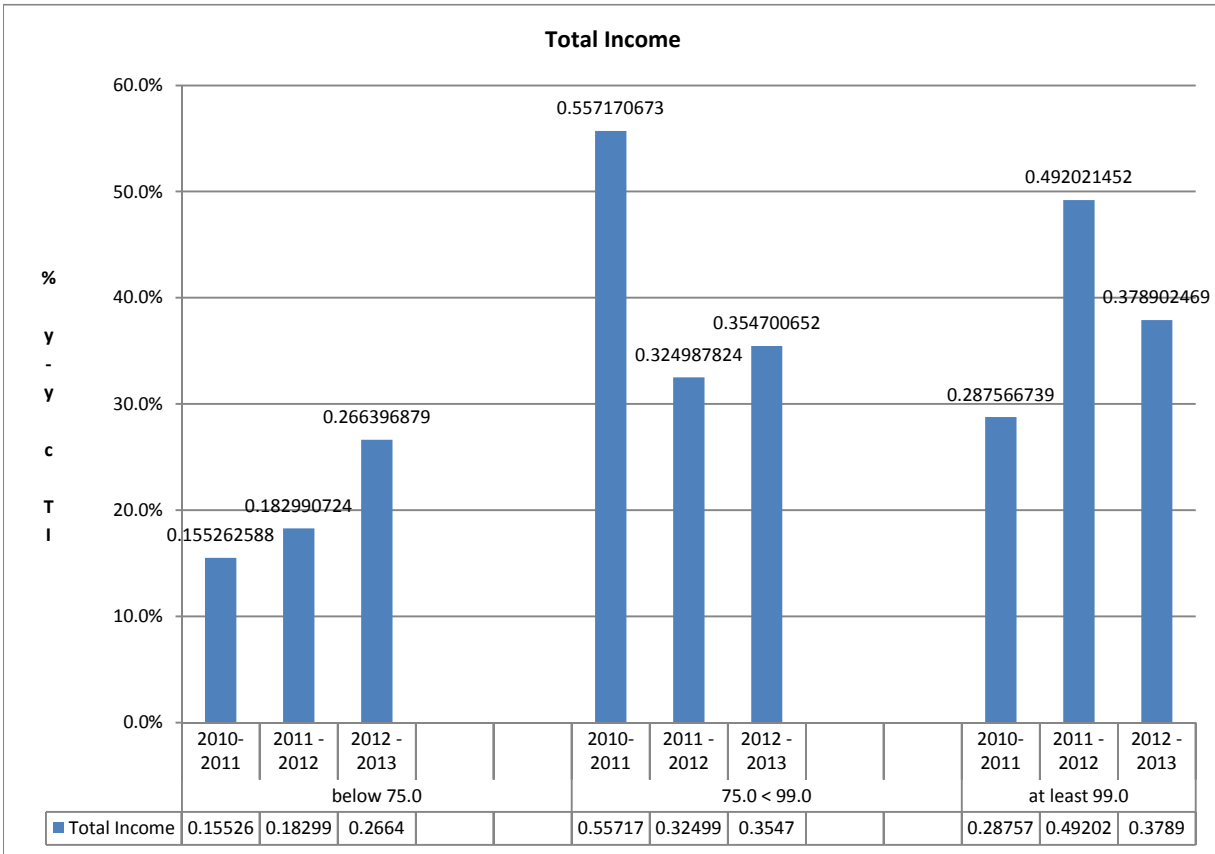


Table I.2: Total Income Components

	Gross Income Percentile Level	Employee Comp- ensation	Interest and Dividends	Unincorporated Business Income 3/	Net Capital Gains	Misc- ellaneous Income 4/	Total Income
<i>Levels</i>							
<i>2013</i>							
	below 75.0	\$77,066.6	\$2,477.1	\$5,600.7	\$1,336.5	\$14,971.8	\$101,452.6
	75.0 < 99.0	137,028.2	3,741.8	14,770.5	4,009.4	10,616.8	170,166.8
	at least 99.0	30,511.3	2,488.4	23,762.6	4,394.8	2,343.4	63,500.4
		244,606.0	8,707.4	44,133.8	9,740.6	27,932.0	335,119.8
<i>2012</i>							
	below 75.0	75,075.0	2,609.7	5,145.4	893.0	14,306.6	98,029.7
	75.0 < 99.0	134,064.1	3,785.8	14,213.6	3,173.7	10,106.9	165,344.0
	at least 99.0	30,449.6	3,298.9	25,386.4	6,637.5	2,850.3	68,622.8
		239,588.7	9,694.4	44,745.4	10,704.1	27,263.9	331,996.5
<i>2011</i>							
	below 75.0	72,320.1	2,751.3	4,904.3	789.6	13,802.3	94,567.5
	75.0 < 99.0	130,239.5	3,480.2	13,165.0	2,496.8	9,310.9	158,692.4
	at least 99.0	29,038.7	2,464.6	21,216.4	3,762.6	2,070.2	58,552.5
		231,598.2	8,696.1	39,285.8	7,049.0	25,183.3	311,812.4
<i>2010</i>							
	below 75.0	71,423.9	3,661.3	4,790.4	703.9	13,244.4	93,823.8
	75.0 < 99.0	122,728.1	3,565.5	12,421.3	2,390.0	8,558.2	149,663.1
	at least 99.0	25,604.1	2,280.8	20,484.8	4,008.6	1,917.9	54,296.3
		219,756.1	9,507.5	37,696.5	7,102.5	23,720.5	297,783.2
<i>Year-year differences</i>							
<i>2012 - 2013</i>							
	below 75.0	1,991.5	-132.6	455.3	443.5	665.1	3,422.9
	75.0 < 99.0	2,964.1	-43.9	556.9	835.7	509.9	4,822.8
	at least 99.0	61.7	-810.5	-1,623.8	-2,242.7	-507.0	-5,122.3
		5,017.3	-987.0	-611.6	-963.5	668.1	3,123.4
<i>2011 - 2012</i>							
	below 75.0	2,754.9	-141.6	241.1	103.4	504.4	3,462.2
	75.0 < 99.0	3,824.6	305.6	1,048.5	676.9	796.0	6,651.6
	at least 99.0	1,410.9	834.3	4,170.0	2,874.8	780.2	10,070.3
		7,990.5	998.4	5,459.6	3,655.1	2,080.5	20,184.1
<i>2010 - 2011</i>							
	below 75.0	896.2	-910.0	113.9	85.7	557.9	743.7
	75.0 < 99.0	7,511.3	-85.3	743.7	106.8	752.7	9,029.3
	at least 99.0	3,434.6	183.8	731.6	-246.0	152.2	4,256.2
		11,842.1	-811.5	1,589.3	-53.5	1,462.8	14,029.2
<i>Year-year differences (AV)</i>							
<i>2012 - 2013</i>							
		1,991.5	132.6	455.3	443.5	665.1	3,688.1
	below 75.0	2,964.1	43.9	556.9	835.7	509.9	4,910.6
	75.0 < 99.0	61.7	810.5	1,623.8	2,242.7	507.0	5,245.7
	at least 99.0	5,017.3	987.0	2,636.1	3,521.9	1,682.0	13,844.4
<i>2011 - 2012</i>							
		2,754.9	141.6	241.1	103.4	504.4	3,745.3
	below 75.0	3,824.6	305.6	1,048.5	676.9	796.0	6,651.6
	75.0 < 99.0	1,410.9	834.3	4,170.0	2,874.8	780.2	10,070.3
	at least 99.0	7,990.5	1,281.5	5,459.6	3,655.1	2,080.5	20,467.2
<i>2010 - 2011</i>							
		896.2	910.0	113.9	85.7	557.9	2,563.7
	below 75.0	7,511.3	85.3	743.7	106.8	752.7	9,199.9
	75.0 < 99.0	3,434.6	183.8	731.6	246.0	152.2	4,748.3
	at least 99.0	11,842.1	1,179.1	1,589.3	438.6	1,462.8	16,511.8
<i>Year-year differences 2/</i>							
<i>2012 - 2013</i>							
	below 75.0	14.39%	0.96%	3.29%	3.20%	4.80%	26.64%
	75.0 < 99.0	21.41%	0.32%	4.02%	6.04%	3.68%	35.47%
	at least 99.0	0.45%	5.85%	11.73%	16.20%	3.66%	37.89%
		36.24%	7.13%	19.04%	25.44%	12.15%	100.00%
<i>2011 - 2012</i>							
	below 75.0	13.46%	0.69%	1.18%	0.51%	2.46%	18.30%
	75.0 < 99.0	18.69%	1.49%	5.12%	3.31%	3.89%	32.50%
	at least 99.0	6.89%	4.08%	20.37%	14.05%	3.81%	49.20%
		39.04%	6.26%	26.67%	17.86%	10.17%	100.00%
<i>2010 - 2011</i>							
	below 75.0	5.43%	5.51%	0.69%	0.52%	3.38%	15.53%
	75.0 < 99.0	45.49%	0.52%	4.50%	0.65%	4.56%	55.72%
	at least 99.0	20.80%	1.11%	4.43%	1.49%	0.92%	28.76%
		71.72%	7.14%	9.63%	2.66%	8.86%	100.00%

1/ Source: SOI files, 2010 through 2013, Table 1.5b; Amounts in millions.

2/ Differences distribution based on absolute values of year-to-year changes in total income

3/ Unincorporated business income comprised of rental income, S-corporation income, partnership income and Schedule-C.

4/ Miscellaneous income comprised of pension and annuity income, net gambling income, alimony, and an other category.

Statistics of Income 2015: New Jersey Income Tax Returns for 2013

Table A. Full Year Resident Gross Income Tax Summary

Item	Taxable Returns		Non-taxable Returns		All Returns		Percent of Total Income		
	Number 000s	Amount \$m	Number 000s	Amount \$m	Number 000s	Amount \$m	Taxable	Non- taxable	Total
Gross Income:									
Employee Compensation	2,498.9	224,795.0	890.1	19,811.1	3,388.9	244,606.0	67.1%	5.9%	73.0%
Interest	1,101.8	2,294.2	300.1	249.5	1,401.9	2,543.7	0.7%	0.1%	0.8%
Dividends	825.0	5,734.3	210.3	429.4	1,035.3	6,163.7	1.7%	0.1%	1.8%
Other	1,279.7	75,842.4	496.0	5,964.0	1,775.7	81,806.4	22.6%	1.8%	24.4%
Total Income	2,778.3	308,665.9	1,230.1	26,454.0	4,008.5	335,119.8	92.1%	7.9%	100.0%
Retirement Exclusion	253.8	3,597.9	228.1	2,637.2	481.9	6,235.2	1.1%	0.8%	1.9%
Other Retirement Exclusion	18.6	168.4	148.1	1,272.4	166.6	1,440.7	0.1%	0.4%	0.4%
Excess Retirement Exclusion	0.0	0.0	106.0	775.6	106.0	775.6	0.0%	0.2%	0.2%
Gross Income	2,778.3	304,899.6	1,258.8	23,320.0	4,037.2	328,219.6	91.0%	7.0%	97.9%
Exemptions:	2,778.3	7,610.0	1,258.8	3,192.0	4,037.2	10,802.0	2.3%	1.0%	3.2%
Regular	2,778.3	4,011.0	1,258.8	1,534.7	4,037.2	5,545.7	1.2%	0.5%	1.7%
Aged	397.2	541.5	273.0	363.9	670.3	905.4	0.2%	0.1%	0.3%
Blind or Disabled	45.9	47.1	42.5	45.2	88.5	92.3	0.0%	0.0%	0.0%
Dependent Children	962.4	2,546.2	434.1	1,114.6	1,396.4	3,660.8	0.8%	0.3%	1.1%
Other Dependents	132.9	257.2	45.7	83.5	178.6	340.7	0.1%	0.0%	0.1%
Dependent College Student	175.5	206.9	43.2	50.3	218.7	257.2	0.1%	0.0%	0.1%
Deductions:	1,227.3	7,565.1	244.2	2,239.7	1,471.5	9,804.8	2.3%	0.7%	2.9%
Unreimbursed Medical Expenses	1,157.3	6,556.1	237.4	2,192.0	1,394.7	8,748.1	2.0%	0.7%	2.6%
Alimony Paid	26.0	666.3	2.2	35.1	28.2	701.5	0.2%	0.0%	0.2%
Qualified Conservation Contribution	1.1	13.4	0.2	0.9	1.3	14.3	0.0%	0.0%	0.0%
Health Enterprise Zone	0.2	11.1	0.0	0.1	0.2	11.2	0.0%	0.0%	0.0%
Alternative Business Calculation Adjustment	117.8	318.2	12.0	11.6	129.8	329.7			
Excess Exemptions and Deductions	0.0	(0.0)	272.8	0.0	272.8	(0.0)	0.0%	0.0%	0.0%
Taxable Income	2,778.3	289,724.5	985.6	19,514.7	3,764.0	309,239.2	86.5%	5.8%	92.3%
Property Tax Deduction	1,528.4	10,203.5	180.0	953.6	1,708.5	11,157.2	3.0%	0.3%	3.3%
New Jersey Taxable Income	2,778.3	279,521.0	968.5	18,597.0	3,746.9	298,118.0	83.4%	5.5%	89.0%
Tax Before Credits	2,778.3	12,488.0	269.4	491.5	3,047.8	12,979.5	3.7%	0.1%	3.9%
Credit for Income Taxes Paid to Other Juris	355.9	2,325.6	118.1	470.4	474.0	2,796.0	0.7%	0.1%	0.8%
Sheltered Workspace Credit	0.2	0.0	0.0	0.0	0.2	0.0	0.0%	0.0%	0.0%
Balance of Tax	2,778.3	10,162.3	162.9	41.7	2,941.3	10,204.1			
Net Variance	2,770.4	(0.0)	163.2	0.0	2,933.6	(0.0)	0.0%	0.0%	0.0%
Property Tax Credit	306.5	18.9	196.1	244.2	502.6	263.0	0.0%	0.1%	0.1%
Earned Income Credit	122.4	15.2	454.0	9.8	576.4	25.0	0.0%	0.0%	0.0%
Net Charged Tax	2,778.3	10,128.3	1,258.8	(212.2)	4,037.2	9,916.0	3.0%	-0.1%	3.0%

Statistics of Income 2015: New Jersey Tax Returns for 2013

Table B. Resident Return Summary

New Jersey Taxable Income	Returns	Gross Income	Net Charged Tax	Percent Distribution			Effective Tax Rate
				Returns	Gross Income	Net Charged Tax	
Nontaxable Returns							
Full-year							
= 0	290.3	965.4	-10.5	7.2%	0.3%	-0.1%	-1.1%
0 < 5000	345.8	1,719.9	-25.5	8.6%	0.5%	-0.3%	-1.5%
5000 < 10000	260.8	2,552.2	-64.4	6.5%	0.8%	-0.6%	-2.5%
10000 < 15000	108.7	1,834.8	-60.5	2.7%	0.6%	-0.6%	-3.3%
15000 < 20000	71.3	1,568.3	-32.0	1.8%	0.5%	-0.3%	-2.0%
20000 < 25000	50.6	1,387.8	-14.1	1.3%	0.4%	-0.1%	-1.0%
25000 < 30000	24.2	791.9	-4.0	0.6%	0.2%	0.0%	-0.5%
30000 < 35000	8.9	338.3	-0.7	0.2%	0.1%	0.0%	-0.2%
35000 < 40000	5.9	256.2	-0.2	0.1%	0.1%	0.0%	-0.1%
40000 < 50000	11.3	581.9	-0.1	0.3%	0.2%	0.0%	0.0%
50000 < 70000	20.7	1,389.5	-0.1	0.5%	0.4%	0.0%	0.0%
70000 < 75000	4.7	377.1	0.0	0.1%	0.1%	0.0%	0.0%
75000 < 80000	4.3	367.3	0.0	0.1%	0.1%	0.0%	0.0%
80000 < 100000	13.5	1,331.6	0.0	0.3%	0.4%	0.0%	0.0%
100000 < 150000	18.8	2,505.7	0.0	0.5%	0.8%	0.0%	0.0%
150000 < 200000	8.3	1,527.7	0.0	0.2%	0.5%	0.0%	0.0%
200000 < 500000	9.6	2,881.9	0.0	0.2%	0.9%	0.0%	0.0%
500000 < 1000000	1.1	670.1	0.0	0.0%	0.2%	0.0%	0.0%
1000000 < 1500000	0.0	31.0	0.0	0.0%	0.0%	0.0%	0.0%
1500000 < 2000000	0.0	14.9	0.0	0.0%	0.0%	0.0%	0.0%
2000000 < 5000000	0.0	86.4	0.0	0.0%	0.0%	0.0%	0.0%
5000000 < 10000000	0.0	29.5	0.0	0.0%	0.0%	0.0%	0.0%
At least 10000000	0.0	110.3	0.0	0.0%	0.0%	0.0%	0.0%
Total	1,258.8	23,320.0	-212.2	31.2%	7.1%	-2.1%	-0.9%
Taxable Returns							
Full-year							
= 0	-	-	-	-	-	-	-
0 < 5000	23.4	460.7	0.8	0.6%	0.1%	0.0%	0.2%
5000 < 10000	74.3	1,208.1	7.3	1.8%	0.4%	0.1%	0.6%
10000 < 15000	170.4	2,859.5	26.5	4.2%	0.9%	0.3%	0.9%
15000 < 20000	163.4	3,669.3	36.7	4.0%	1.1%	0.4%	1.0%
20000 < 25000	157.3	4,368.9	45.9	3.9%	1.3%	0.5%	1.1%
25000 < 30000	160.6	5,310.4	56.0	4.0%	1.6%	0.6%	1.1%
30000 < 35000	158.7	6,092.7	68.7	3.9%	1.9%	0.7%	1.1%
35000 < 40000	145.2	6,358.5	81.0	3.6%	1.9%	0.8%	1.3%
40000 < 50000	248.7	12,887.5	198.5	6.2%	3.9%	2.0%	1.5%
50000 < 70000	373.6	25,083.7	476.6	9.3%	7.6%	4.8%	1.9%
70000 < 75000	69.2	5,641.4	115.3	1.7%	1.7%	1.2%	2.0%
75000 < 80000	63.4	5,528.4	115.3	1.6%	1.7%	1.2%	2.1%
80000 < 100000	221.3	22,260.2	518.0	5.5%	6.8%	5.2%	2.3%
100000 < 150000	345.2	46,402.7	1,306.3	8.6%	14.1%	13.2%	2.8%
150000 < 200000	163.9	30,511.8	1,004.3	4.1%	9.3%	10.1%	3.3%
200000 < 500000	189.8	57,775.3	2,223.0	4.7%	17.6%	22.4%	3.8%
500000 < 1000000	33.7	23,538.9	1,104.1	0.8%	7.2%	11.1%	4.7%
1000000 < 1500000	7.7	9,494.7	509.4	0.2%	2.9%	5.1%	5.4%
1500000 < 2000000	3.0	5,321.8	304.0	0.1%	1.6%	3.1%	5.7%
2000000 < 5000000	4.1	12,230.7	706.1	0.1%	3.7%	7.1%	5.8%
5000000 < 10000000	0.9	5,836.2	361.6	0.0%	1.8%	3.6%	6.2%
At least 10000000	0.4	12,058.0	862.9	0.0%	3.7%	8.7%	7.2%
Total	2,778.3	304,899.6	10,128.3	68.8%	92.9%	102.1%	3.3%
All Returns							
Full-year							
= 0	290.3	965.4	-10.5	7.2%	0.3%	-0.1%	-1.1%
0 < 5000	369.1	2,180.6	-24.6	9.1%	0.7%	-0.2%	-1.1%
5000 < 10000	335.1	3,760.2	-57.1	8.3%	1.1%	-0.6%	-1.5%
10000 < 15000	279.1	4,694.3	-34.0	6.9%	1.4%	-0.3%	-0.7%
15000 < 20000	234.7	5,237.6	4.7	5.8%	1.6%	0.0%	0.1%
20000 < 25000	207.9	5,756.8	31.8	5.1%	1.8%	0.3%	0.6%
25000 < 30000	184.8	6,102.3	52.0	4.6%	1.9%	0.5%	0.9%
30000 < 35000	167.6	6,431.1	67.9	4.2%	2.0%	0.7%	1.1%
35000 < 40000	151.1	6,614.7	80.7	3.7%	2.0%	0.8%	1.2%
40000 < 50000	260.0	13,469.5	198.4	6.4%	4.1%	2.0%	1.5%
50000 < 70000	394.3	26,473.2	476.5	9.8%	8.1%	4.8%	1.8%
70000 < 75000	73.9	6,018.5	115.2	1.8%	1.8%	1.2%	1.9%
75000 < 80000	67.7	5,895.8	115.3	1.7%	1.8%	1.2%	2.0%
80000 < 100000	234.8	23,591.8	518.0	5.8%	7.2%	5.2%	2.2%
100000 < 150000	364.1	48,908.4	1,306.2	9.0%	14.9%	13.2%	2.7%
150000 < 200000	172.2	32,039.4	1,004.3	4.3%	9.8%	10.1%	3.1%
200000 < 500000	199.5	60,657.2	2,223.0	4.9%	18.5%	22.4%	3.7%
500000 < 1000000	34.8	24,209.1	1,104.1	0.9%	7.4%	11.1%	4.6%
1000000 < 1500000	7.8	9,525.7	509.4	0.2%	2.9%	5.1%	5.3%
1500000 < 2000000	3.1	5,336.8	304.0	0.1%	1.6%	3.1%	5.7%
2000000 < 5000000	4.1	12,317.2	706.1	0.1%	3.8%	7.1%	5.7%
5000000 < 10000000	0.9	5,865.7	361.6	0.0%	1.8%	3.6%	6.2%
At least 10000000	0.4	12,168.3	862.9	0.0%	3.7%	8.7%	7.1%
Total	4,037.2	328,219.6	9,916.0	100.0%	100.0%	100.0%	3.0%

Statistics of Income 2015: New Jersey Income Tax Returns for 2013

Table C. Summary by Return Type

Item	Full-year Resident	Part-year Resident	Non-Resident	Fiduciary	All Returns
Returns	4,037.2	100.4	360.2	73.4	4,571.2
Income:					
Employee Compensation	\$244,606.0	\$4,374.5			\$248,980.5
Interest	2,543.7	23.8		937.3	3,504.8
Dividends	6,163.7	57.7		1,275.2	7,496.5
Other	81,806.4	708.2		14,711.8	97,226.5
<i>Total Income</i>	335,119.8	5,164.2	177,758.9	9,397.3	527,440.3
Total Retirement Exclusion	7,675.9	43.4	219.4		7,938.8
Excess Retirement Exclusion	775.6	4.2	56.7		836.6
Fiduciary Distributions				7,603.7	7,603.7
<i>Gross Income</i>	328,219.6	5,125.0	177,561.9	16,924.3	527,830.7
Exemptions:					
Regular	5,545.7	67.1	548.9	71.0	6,232.6
Aged	905.4	5.0	60.5		970.9
Blind or Disabled	92.3	0.6	2.1		95.0
Dependent Children	3,660.8	32.2	386.9		4,079.9
Other Dependents	340.7	2.7	26.3		369.7
Dependent College Student	257.2	1.4	15.5		274.1
<i>Total Exemptions</i>	10,802.0	109.0	1,040.2	71.0	12,022.2
Deductions:					
Unreimbursed Medical Expenses	8,748.1	67.3	649.3		9,464.8
Alimony Paid	701.5	10.0	219.5		930.9
Qualified Conservation Contribution	14.3	0.0	3.8		18.1
Health Enterprise Zone	11.2	0.1	0.2	11.3	22.7
Alternative Business Calculation Adjustment	329.7	2.2	707.8	9.4	1,049.2
Income Commissions				24.9	24.9
Excess Exemptions and Deductions	1,626.5	22.6	76.9	46.6	1,772.6
<i>Total Deductions</i>	9,804.8	79.6	1,580.5	116.6	11,510.6
Taxable Income	309,239.2	4,959.0	175,018.0	9,318.8	498,535.0
Property Tax Deduction	11,157.2	98.7			11,255.9
<i>New Jersey Taxable Income</i>	298,118.0	4,860.9	175,018.0	9,318.8	487,315.7
Tax Before Credits					
Non-refundable credits	2,796.0	47.4		8.4	2,851.8
Net Variance	0.0	0.0	0.0	0.0	0.0
Charged Tax	10,204.1	145.8	1,038.5	244.8	11,633.1
Use Tax Due on Out-of-State Purchases	2.3	0.0			2.3
Estimated Tax Penalty	16.8	0.3	1.4		18.5
<i>Total Tax and Penalty</i>	10,223.1	146.1	1,039.9	244.8	11,653.9
Payments and Credits:					
Withholdings	7,868.1	156.4	700.0	1.9	8,726.4
Estimated Payments/Prior Year Credits	3,373.9	32.5	401.0	194.7	4,002.0
Excess Unemployment, Disability, Family Leave Insurance	22.3	0.1	0.6		23.0
Taxes Paid by Partnerships			198.5	28.6	227.1
Property Tax Credit	25.0	0.2			25.2
Earned Income Credit	263.0	2.1			265.1
<i>Total Payments and Credits</i>	11,552.3	191.3	1,300.1	225.2	13,268.8
Balancing Items:					
Final payments	1,154.3	18.0	103.8	30.7	1,306.9
Receivables	88.2	1.1	12.4	132.6	234.2
<i>Underpayments</i>	1,242.5	19.1	116.2	163.3	1,541.1
Refunds	1,760.7	54.7	246.3	18.5	2,080.2
Credit Forward	597.4	2.7	118.1	36.0	754.3
Payables	31.0	5.3	3.8	86.2	126.2
<i>Overpayments</i>	2,389.2	62.7	368.2	140.6	2,960.7
<i>Payments-based Estimate of Net Charged Tax</i>					
Non-final payments	11,264.2	189.0	1,300.1	225.2	12,978.5
Overpayments	2,389.2	62.7	368.2	140.6	2,960.7
Underpayments	1,242.5	19.1	116.2	163.3	1,541.1
Other Taxes	19.1	0.3	1.4		20.8
<i>Net Charged Tax (net payments calculation)</i>	10,098.5	145.1	1,046.7	247.8	11,538.1

1/ Amounts in millions; returns in thousands.

2/ Non-final payments equal withholdings, estimates, prior-year credits, excess unemployment-, disability-, and family leave insurance, and taxes paid by partnerships. Other taxes equal estimated tax penalties and use tax due on out-of-state purchases.

3/ Net charged tax (liability calculation) is schedule tax less credit for income taxes paid to other jurisdictions less refundable credits (property taxes

Statistics of Income 2014: New Jersey Income Tax Returns for 2012

Table D. All Return Tax Payment Analysis

Item	Full-year Resident	Part-year Resident	Non-Resident	Fiduciary	All Returns
Returns	4,037.2	100.4	360.2	73.4	4,571.2
Payments and Credits:					
Withholdings	7,868.1	156.4	700.0	1.9	8,726.4
Estimated Payments and Prior Year Credits	3,373.9	32.5	401.0	194.7	4,002.0
Excess Unemployment, Disability, Family Leave Insurance	22.3	0.1	0.6		23.0
Taxes Paid by Partnerships			198.5	28.6	227.1
Final Payments	1,154.3	18.0	103.8	30.7	1,306.9
Gross Inflows	12,418.6	207.0	1,403.9	255.9	14,285.4
Refunds	1,760.7	54.7	246.3	18.5	2,080.2
Credit Forward	597.4	2.7	118.1	36.0	754.3
Gross Outflows	2,358.2	57.4	364.4	54.4	2,834.4
Net Collections	10,060.4	149.6	1,039.4	201.5	11,450.9

1/ Amounts and returns in thousands.

2/ Net charged tax (liability calculation) is schedule tax less credit for income taxes paid to other jurisdictions less refundable credits

Statistics of Income 2015: New Jersey Income Tax Returns for 2013

Table E Full Year Resident Gross Income Tax Summary 2004 - 2013

Item	2004	2005	2006	2007	2008	2009	2010	2011	2012	2013	% change
Gross Income	247,344,911.7	270,850,408.1	291,004,777.8	314,238,875.1	304,381,122.2	282,571,651.0	295,412,285.9	305,056,612.3	325,165,630.1	328,219,574.6	0.9%
Employee Compensation	188,114,569.3	200,613,443.5	212,124,833.3	225,965,575.0	232,043,732.4	219,756,104.4	224,565,680.9	231,598,226.7	239,588,687.1	244,606,028.3	2.1%
Interest	3,204,937.3	4,211,709.6	5,988,724.3	7,154,358.6	6,160,519.9	4,763,777.3	3,737,184.4	3,347,582.7	2,907,490.7	2,543,676.1	-12.5%
Dividends	4,418,607.5	5,153,915.3	5,981,444.3	6,873,311.1	6,257,922.2	4,743,761.2	5,213,116.4	5,348,472.6	6,786,922.3	6,163,705.3	-9.2%
Other Income	52,452,197.2	61,786,833.6	67,873,927.5	81,697,634.7	67,656,078.7	59,780,027.2	68,519,548.0	71,518,131.5	82,713,399.3	81,806,439.9	-1.1%
S-Corporation Income	8,178,861.7	9,296,690.1	10,040,513.5	10,264,294.5	10,066,874.4	8,613,388.1	9,227,086.5	9,554,963.0	10,595,973.4	9,884,012.2	-6.7%
Net Profits	9,751,240.6	10,437,399.3	10,684,625.9	11,012,348.9	10,958,660.5	10,504,067.2	11,001,059.8	11,538,670.3	12,036,304.1	12,342,315.2	2.5%
Net Capital Gains	10,627,749.8	13,334,366.7	15,801,796.8	19,125,678.7	8,384,991.5	4,798,868.7	7,102,535.7	7,049,023.3	10,704,136.5	9,740,639.9	-9.0%
Pensions and Annuities	8,137,604.3	9,606,990.0	10,666,794.0	10,634,018.4	11,441,231.4	17,408,613.6	20,418,636.8	21,850,941.6	23,342,566.5	23,830,933.5	2.1%
Partnership Shares	11,471,236.3	14,633,182.9	15,906,785.6	19,111,977.6	15,450,728.6	13,881,876.8	16,068,567.3	16,764,283.7	20,550,281.0	20,303,635.9	-1.2%
Misc. Income	2,230,581.9	4,478,204.6	4,773,411.7	3,073,710.0	2,467,414.2	2,278,630.0	2,385,238.0	2,506,711.8	2,986,827.4	2,862,312.5	-4.2%
Net Other Retirement Income Exclusion	845,399.6	915,493.9	601,437.2	8,230,035.3	8,535,627.9	7,389,756.1	7,463,478.8	7,576,312.7	7,675,893.1	7,675,893.1	0.0%
Exemptions	9,795,007.5	10,188,016.0	10,262,936.1	10,496,572.3	10,596,804.5	10,574,166.0	10,623,381.0	10,716,199.5	10,784,596.5	10,802,026.5	0.2%
Regular	5,054,714.0	5,312,560.0	5,349,885.6	5,479,129.3	5,494,050.0	5,417,643.0	5,422,851.0	5,468,162.0	5,522,025.0	5,545,691.0	0.4%
Aged	651,110.0	714,786.0	733,876.0	784,300.0	802,456.0	811,999.0	820,451.0	844,753.0	878,426.0	905,373.0	3.1%
Blind or Disabled	79,158.0	89,703.0	94,056.0	97,957.0	99,492.0	98,731.0	95,027.0	94,969.0	93,435.0	92,308.0	-1.2%
Dependent Children	3,529,861.5	3,582,306.0	3,576,244.5	3,628,822.5	3,662,697.0	3,680,952.0	3,701,742.0	3,679,302.0	3,683,352.0	3,660,762.0	-0.6%
Other Dependents	281,736.0	286,200.0	289,641.0	290,542.5	306,700.5	325,191.0	337,614.0	368,509.5	347,029.5	340,702.5	-1.8%
Dependent College Student	198,428.0	202,461.0	219,233.0	215,821.0	231,409.0	239,650.0	245,696.0	260,504.0	260,329.0	257,190.0	-1.2%
Deductions	4,822,961.7	5,811,408.8	6,289,179.6	7,260,024.7	7,149,127.1	7,281,373.3	7,754,019.1	8,233,145.5	8,619,186.3	9,804,806.2	13.8%
Unreimbursed Medical Expenses	4,425,160.9	5,374,114.8	5,823,699.5	6,763,475.4	6,613,181.6	6,732,595.2	7,174,333.6	7,608,775.3	7,786,123.7	8,748,130.9	12.4%
Alimony, Separate Maintenance Payments	389,281.9	424,134.2	450,617.8	478,300.5	520,360.1	535,156.1	566,720.8	612,989.2	663,342.5	701,463.0	5.7%
Qualified Conservation Contribution	8,518.9	10,701.3	11,917.5	14,831.3	12,613.5	6,798.8	6,870.1	4,066.5	25,518.4	14,296.0	-44.0%
Health Enterprise Zone	0.0	2,458.6	2,944.8	3,417.4	2,971.9	6,823.2	6,094.6	7,314.5	24,970.9	11,184.3	-55.2%
Alternative Business Calculation									119,230.9	329,732.0	176.5%
Excess Exemptions and Deductions	1,261,854.2	1,850,201.2	962,873.3	1,514,212.2	1,129,553.9	1,358,330.7	1,378,776.4	1,423,732.3	1,328,978.7	1,626,490.6	22.4%
Taxable Income	233,240,878.2	255,782,499.3	275,415,535.5	297,996,490.3	287,764,744.4	266,074,442.4	278,413,662.2	287,530,999.6	307,090,825.9	309,239,232.5	0.7%
Property Tax Deduction	8,053,295.0	8,772,147.3	9,508,772.2	10,092,680.5	10,409,747.7	8,467,229.8	10,473,329.9	10,606,358.0	11,455,800.1	11,157,155.1	-2.6%
New Jersey Taxable Income	225,194,884.4	247,019,477.5	265,917,408.2	287,927,238.0	277,384,476.6	257,626,033.2	267,960,465.3	276,945,336.6	295,654,496.7	298,117,961.1	0.8%
Tax before Credits	8,945,669.7	10,233,675.5	11,386,741.3	12,852,730.0	11,876,614.3	11,111,405.0	11,262,070.8	11,757,942.8	13,087,628.8	12,979,458.7	-0.8%
Other Credit	1,760,804.1	2,053,847.0	2,220,010.7	2,563,753.7	2,545,088.2	2,355,895.0	2,507,391.9	2,667,102.8	2,839,326.5	2,796,007.4	-1.5%
Property Tax Credit	30,254.4	30,318.4	31,392.4	30,968.6	30,903.5	37,282.0	30,426.5	30,920.1	26,624.7	24,991.2	-6.1%
Earned Income Credit	111,857.0	110,912.7	112,350.4	185,640.9	221,263.1	285,759.9	230,661.0	239,695.8	229,152.1	263,047.4	14.8%
Net Charged Tax	7,099,795.1	8,092,191.2	8,986,088.9	10,039,375.0	9,047,212.7	8,432,457.6	8,493,606.2	8,820,239.4	10,015,435.9	9,916,029.1	-1.0%
Taxes Withheld	5,159,365.2	5,710,314.1	6,211,828.4	6,758,108.1	7,010,329.1	6,736,976.4	6,917,840.1	7,193,909.9	7,627,676.3	7,868,109.6	3.2%
Estimated Payments and Credits Allowed	1,590,493.7	2,625,158.0	3,206,896.4	3,917,727.5	3,313,076.8	3,120,779.8	2,891,018.8	2,923,842.9	3,454,764.4	3,373,870.8	-2.3%
Cash Payments to Date	1,231,363.9	1,077,567.1	1,217,876.3	1,287,483.0	983,125.5	907,951.2	963,996.5	959,255.8	1,188,993.5	1,707,142.5	43.6%
Refunds Issued	1,052,011.9	1,201,686.9	1,220,510.9	1,404,902.5	1,684,222.2	1,617,254.2	1,624,689.9	1,657,500.4	1,684,273.5	1,760,716.0	4.5%
Credits Approved	240,087.8	383,263.3	429,137.9	487,478.8	539,085.2	509,408.7	509,939.3	473,170.8	519,944.3	597,435.7	14.9%
Net Receivables	410,948.7	116,907.0	59,847.7	106,967.4	94,270.9	-107,369.4	-34,382.1	-134,661.5	3,002.5	57,168.1	1804.0%

Statistics of Income 2015: New Jersey Income Tax Returns for 2013

[Table F.](#) Gross Income Percentiles by Return-type

Gross Income Percentile	Resident Returns			Nonresident Returns	Fiduciary Returns
	Total	Full-year	Part-year		
10.0	4,031	4,155	1,133	9,417	0
20.0	10,632	10,839	5,000	20,418	324
25.0	14,299	14,527	7,164	27,151	1,466
30.0	18,167	18,462	9,600	35,136	3,223
40.0	27,529	27,951	15,298	54,649	8,686
50.0	39,198	39,753	22,555	78,354	14,567
60.0	54,400	55,081	31,329	110,841	22,575
70.0	75,022	75,906	43,564	155,943	36,231
75.0	89,999	91,056	52,211	188,761	47,117
80.0	108,816	109,845	63,342	239,728	63,756
90.0	166,975	168,128	105,705	514,376	151,688
95.0	238,895	240,365	164,027	1,040,213	377,009
99.0	591,936	596,038	406,567	5,570,261	2,815,378
99.5	892,369	898,540	595,585	11,003,897	6,397,828
99.9	2,447,340	2,465,441	1,568,153	45,877,841	31,854,776
Returns	4,137,571	4,037,191	100,380	364,243	73,351

Statistics of Income 2015: New Jersey Income Tax Returns for 2013

Table 1.1a Income Sources by Age Bracket and Filing Status: Full-year Residents, Amounts (m\$)

	Taxability Status	Gross Income	Employee Compensation	Interest	Dividends	Other Income	Total Income	Retirement Income Exclusions	
								Amount	Excess
Non-senior	Non-taxable	21,213.1	19,029.1	46.9	88.4	2,253.7	21,418.1	266.3	61.3
	Taxable	263,723.9	209,352.1	1,196.3	2,855.3	50,784.0	264,187.6	463.7	0.0
	Total	284,937.1	228,381.1	1,243.1	2,943.7	53,037.7	285,605.7	730.0	61.3
Senior	Non-taxable	2,106.8	782.0	202.6	341.0	3,710.3	5,035.9	3,643.4	714.3
	Taxable	41,175.7	15,442.9	1,097.9	2,879.0	25,058.5	44,478.3	3,302.6	0.0
	Total	43,282.5	16,224.9	1,300.5	3,220.0	28,768.8	49,514.2	6,945.9	714.3
All Returns		328,219.6	244,606.0	2,543.7	6,163.7	81,806.4	335,119.8	7,675.9	775.6
<hr/>									
Single	Non-taxable	6,502.3	5,489.4	129.1	252.6	2,144.4	8,015.5	1,983.9	470.6
	Taxable	62,121.3	47,692.5	556.0	1,543.7	13,939.0	63,731.1	1,609.9	0.0
	Total	68,623.5	53,181.9	685.1	1,796.3	16,083.4	71,746.6	3,593.7	470.6
Married, filing joint	Non-taxable	10,729.2	8,971.6	109.8	162.1	2,986.2	12,229.7	1,781.5	281.0
	Taxable	216,292.1	155,371.2	1,610.7	3,942.7	57,386.0	218,310.7	2,018.6	0.0
	Total	227,021.2	164,342.8	1,720.5	4,104.8	60,372.2	230,540.3	3,800.1	281.0
Married, filing separate	Non-taxable	362.7	331.8	2.1	3.0	42.9	379.8	25.3	8.3
	Taxable	5,199.4	3,535.8	59.9	95.6	1,549.4	5,240.6	41.2	0.0
	Total	5,562.2	3,867.6	62.0	98.6	1,592.3	5,620.4	66.5	8.3
Head of household	Non-taxable	5,709.5	5,006.1	8.2	11.3	785.7	5,811.3	117.3	15.5
	Taxable	21,116.2	18,087.8	63.9	145.3	2,914.1	21,211.2	95.0	0.0
	Total	26,825.7	23,094.0	72.1	156.7	3,699.8	27,022.5	212.3	15.5
Qualifying Widow(er)	Non-taxable	16.3	12.1	0.3	0.4	4.9	17.7	1.5	0.2
	Taxable	170.6	107.6	3.7	7.0	53.9	172.3	1.7	0.0
	Total	187.0	119.7	4.0	7.4	58.8	190.0	3.2	0.2
All Returns		328,219.6	244,606.0	2,543.7	6,163.7	81,806.4	335,119.8	7,675.9	775.6

Statistics of Income 2015: New Jersey Income Tax Returns for 2013

Table 1.1b Income Sources by Age Bracket and Filing Status: Full-year Residents, Returns (000s)

	Taxability Status	Gross Income	Employee Compensation	Interest	Dividends	Other Income	Total Income	Retirement Income Exclusions	
								Amount	Excess
Non-senior	Non-taxable	985.8	832.0	129.1	95.2	256.7	963.2	21.6	6.5
	Taxable	2,381.1	2,278.2	817.5	592.5	923.3	2,381.1	37.8	0.0
	Total	3,366.9	3,110.2	946.7	687.8	1,180.1	3,344.4	59.4	6.5
Senior	Non-taxable	273.0	58.0	171.0	115.1	238.1	266.9	242.9	99.5
	Taxable	397.2	220.7	284.2	232.4	350.2	397.2	222.4	0.0
	Total	670.3	278.7	455.2	347.5	588.2	664.1	465.3	99.5
All Returns		4,037.2	3,388.9	1,401.9	1,035.3	1,768.3	4,008.5	524.7	106.0
<hr/>									
Single	Non-taxable	674.0	463.6	162.1	126.6	240.1	654.6	148.4	69.6
	Taxable	1,175.1	1,029.2	350.8	254.9	407.7	1,175.1	123.4	0.0
	Total	1,849.0	1,492.9	512.9	381.5	647.8	1,829.7	271.7	69.6
Married, filing joint	Non-taxable	275.8	166.2	115.0	73.3	171.6	271.4	103.7	32.8
	Taxable	1,232.5	1,120.4	673.0	521.7	754.3	1,232.5	124.1	0.0
	Total	1,508.4	1,286.6	788.0	595.0	925.9	1,503.9	227.8	32.8
Married, filing separate	Non-taxable	14.0	8.2	3.3	1.9	5.5	12.7	2.9	1.3
	Taxable	62.5	54.8	16.9	11.4	23.3	62.5	4.7	0.0
	Total	76.6	63.0	20.2	13.3	28.7	75.2	7.6	1.3
Head of household	Non-taxable	294.2	251.6	19.4	8.4	77.3	290.7	9.4	2.3
	Taxable	306.6	293.0	60.0	36.2	87.2	306.6	8.0	0.0
	Total	600.8	544.6	79.4	44.6	164.4	597.3	17.3	2.3
Qualifying Widow(er)	Non-taxable	0.8	0.5	0.3	0.1	0.4	0.8	0.1	0.0
	Taxable	1.7	1.4	1.1	0.8	1.1	1.7	0.1	0.0
	Total	2.4	1.9	1.4	0.9	1.5	2.4	0.3	0.0
All Returns		4,037.2	3,388.9	1,401.9	1,035.3	1,768.3	4,008.5	524.7	106.0

Statistics of Income 2015: New Jersey Income Tax Returns for 2013

Table 1.2a Other Income Sources by Age Bracket and Filing Status: Residents, Amounts (m\$)

	Taxability Status	Other Income	Net Profits from Business	Distributive Share of Partnership Income	S-corporation Income	Net Income from Rentals, Royalties, ...	Net Capital Gains	Gross Pension and Annuity Income	Net Gambling Income	Alimony Received	Miscellaneous Income
Non-senior	Non-taxable	2,253.7	1,313.9	258.9	83.9	49.4	103.7	332.9	9.1	27.8	74.0
	Taxable	50,784.0	9,283.7	17,374.7	7,742.1	864.3	6,032.8	6,828.9	418.2	575.7	1,663.7
	Total	53,037.7	10,597.6	17,633.6	7,826.0	913.7	6,136.5	7,161.8	427.3	603.5	1,737.7
Senior	Non-taxable	3,710.3	86.1	33.5	25.1	112.4	183.7	3,191.0	8.1	10.9	59.3
	Taxable	25,058.5	1,658.6	2,636.5	2,032.9	577.7	3,420.5	13,478.1	137.8	51.1	1,065.3
	Total	28,768.8	1,744.7	2,670.0	2,058.0	690.2	3,604.2	16,669.1	145.9	62.0	1,124.6
All Returns		81,806.4	12,342.3	20,303.6	9,884.0	1,603.9	9,740.6	23,830.9	573.2	665.5	2,862.3
<hr/>											
Single	Non-taxable	2,144.4	230.3	23.2	15.2	59.9	164.0	1,561.3	6.3	16.2	68.1
	Taxable	13,939.0	1,771.3	1,543.2	1,034.3	286.9	2,021.0	6,089.3	102.2	247.5	843.4
	Total	16,083.4	2,001.6	1,566.4	1,049.5	346.7	2,185.0	7,650.6	108.4	263.7	911.4
Married, filing joint	Non-taxable	2,986.2	618.9	254.8	85.2	90.2	111.2	1,768.9	8.1	0.1	48.7
	Taxable	57,386.0	8,405.5	17,702.4	8,206.7	1,057.8	6,906.2	13,079.8	425.6	5.4	1,596.6
	Total	60,372.2	9,024.4	17,957.2	8,291.8	1,148.0	7,017.5	14,848.7	433.7	5.6	1,645.3
Married, filing separate	Non-taxable	42.9	12.1	2.5	1.7	1.7	2.5	20.6	0.2	0.2	1.3
	Taxable	1,549.4	251.3	366.7	203.4	37.2	227.8	287.2	4.5	5.1	166.3
	Total	1,592.3	263.4	369.2	205.2	38.9	230.3	307.8	4.7	5.3	167.6
Head of household	Non-taxable	785.7	537.5	11.8	6.8	9.9	9.3	170.6	2.6	22.2	15.0
	Taxable	2,914.1	511.1	387.7	325.9	58.9	291.4	831.4	23.8	368.8	115.1
	Total	3,699.8	1,048.6	399.5	332.7	68.8	300.7	1,002.0	26.4	391.0	130.1
Qualifying Widow(er)	Non-taxable	4.9	1.3	0.2	0.0	0.1	0.4	2.6	0.0	0.0	0.2
	Taxable	53.9	3.0	11.2	4.8	1.2	6.8	19.3	0.0	0.0	7.6
	Total	58.8	4.3	11.4	4.8	1.4	7.2	21.9	0.0	0.0	7.8
All Returns		81,806.4	12,342.3	20,303.6	9,884.0	1,603.9	9,740.6	23,830.9	573.2	665.5	2,862.3

Statistics of Income 2015: New Jersey Income Tax Returns for 2013

Table 1.2b Other Income Sources by Age Bracket and Filing Status: Full-year Residents, Returns (000s)

	Taxability Status	Other Income	Net Profits from Business	Distributive Share of Partnership Income	S-corporation Income	Net Income from Rentals, Royalties, ...	Net Capital Gains	Gross Pension and Annuity Income	Net Gambling Income	Alimony Received	Miscellaneous Income
Non-senior	Non-taxable	256.7	135.4	8.4	3.9	10.1	55.3	43.8	3.2	3.1	24.3
	Taxable	923.3	259.8	93.0	60.3	67.0	349.7	310.0	11.9	18.5	117.5
	Total	1,180.1	395.2	101.4	64.2	77.0	405.1	353.8	15.1	21.5	141.8
Senior	Non-taxable	238.1	14.8	3.9	1.1	16.5	52.4	215.2	2.5	1.2	13.8
	Taxable	350.2	42.8	26.7	12.0	26.9	138.7	308.8	3.7	2.2	38.3
	Total	588.2	57.6	30.6	13.1	43.4	191.1	524.0	6.1	3.4	52.1
All Returns		1,768.3	452.8	132.0	77.3	120.4	596.1	877.8	21.2	24.9	194.0
<hr/>											
Single	Non-taxable	240.1	47.1	4.7	1.1	10.6	69.4	134.7	2.1	1.9	20.4
	Taxable	407.7	76.1	22.6	11.1	21.5	153.6	209.8	5.3	9.3	49.7
	Total	647.8	123.2	27.3	12.1	32.1	222.9	344.4	7.4	11.2	70.1
Married, filing joint	Non-taxable	171.6	50.6	6.4	3.3	13.4	33.6	103.5	2.5	0.0	12.6
	Taxable	754.3	203.7	91.1	56.8	65.3	307.7	357.3	8.3	0.3	94.1
	Total	925.9	254.3	97.5	60.1	78.7	341.3	460.8	10.8	0.4	106.7
Married, filing separate	Non-taxable	5.5	1.9	0.2	0.1	0.4	0.9	2.4	0.1	0.0	0.4
	Taxable	23.3	6.4	1.9	1.3	1.8	6.5	10.4	0.3	0.2	2.5
	Total	28.7	8.3	2.0	1.4	2.2	7.4	12.8	0.4	0.2	3.0
Head of household	Non-taxable	77.3	50.4	1.0	0.5	2.3	3.8	18.2	1.0	2.3	4.7
	Taxable	87.2	16.3	4.0	3.0	5.1	20.2	40.8	1.6	10.8	9.3
	Total	164.4	66.8	5.0	3.5	7.3	24.0	58.9	2.7	13.1	14.0
Qualifying Widow(er)	Non-taxable	0.4	0.1	0.0	0.0	0.0	0.1	0.2	0.0	0.0	0.0
	Taxable	1.1	0.1	0.1	0.1	0.1	0.5	0.6	0.0	0.0	0.2
	Total	1.5	0.3	0.1	0.1	0.1	0.6	0.9	0.0	0.0	0.2
All Returns		1,768.3	452.8	132.0	77.3	120.4	596.1	877.8	21.2	24.9	194.0

Statistics of Income 2015: New Jersey Income Tax Returns for 2013

Table 1.3 Income Sources as Percent of Total Income by Age Bracket: Full-year Residents

Income Source	Number of Returns	Amount	Percent Total Income
Full-year Resident Returns			
Employee Compensation	3,388.9	244,606.0	73.0%
Interest	1,401.9	2,543.7	0.8%
Dividends	1,035.3	6,163.7	1.8%
Other Income	1,768.3	81,806.4	24.4%
Total Income	4,008.5	335,119.8	100.0%
Less Retirement Exclusion	524.7	7,675.9	2.3%
Gross Income	4,037.2	328,219.6	97.9%
Other Income			
S-Corporation Income	77.3	9,884.0	2.9%
Net Business Profits	452.8	12,342.3	3.7%
Net Capital Gains	596.1	9,740.6	2.9%
Pensions and Annuities	877.8	23,830.9	7.1%
Partnership Income	132.0	20,303.6	6.1%
Rental Income	120.4	1,603.9	0.5%
Net Gambling Income	21.2	573.2	0.2%
Alimony Received	24.9	665.5	0.2%
Miscellaneous	194.0	2,862.3	0.9%
Total Other Income	1,768.3	81,806.4	24.4%
Returns with at least One Filer 65+			
Income Source	Number of Returns	Amount	Percent Total Income
Employee Compensation	278.7	16,224.9	32.8%
Interest	455.2	1,300.5	2.6%
Dividends	347.5	3,220.0	6.5%
Other Income	588.2	28,768.8	58.1%
Total Income	664.1	49,514.2	100.0%
Less Retirement Exclusion	465.3	6,945.9	14.0%
Gross Income	670.3	43,282.5	87.4%
Other Income			
S-Corporation Income	13.1	2,058.0	4.2%
Net Business Profits	57.6	1,744.7	3.5%
Net Capital Gains	191.1	3,604.2	7.3%
Pensions and Annuities	524.0	16,669.1	33.7%
Partnership Income	30.6	2,670.0	5.4%
Rental Income	43.4	690.2	1.4%
Net Gambling Income	6.1	145.9	0.3%
Alimony Received	3.4	62.0	0.1%
Miscellaneous	52.1	1,124.6	2.3%
Total Other Income	588.2	28,768.8	58.1%

Statistics of Income 2015: New Jersey Tax Returns for 2013

Table 1.4a Gross Income Distribution - Full-year Residents

New Jersey Gross Income Level	Returns	Gross Income	New Jersey Gross Income		
			Returns	% Total	per Return
= 0	273.2	695.1	6.8%	0.2%	2,544
0 < 5000	340.0	1,676.4	8.4%	0.5%	4,931
5000 < 10000	334.4	3,501.3	8.3%	1.1%	10,470
10000 < 15000	278.1	4,433.1	6.9%	1.4%	15,942
15000 < 20000	233.5	4,957.9	5.8%	1.5%	21,235
20000 < 25000	205.1	5,432.3	5.1%	1.7%	26,481
25000 < 30000	183.9	5,815.9	4.6%	1.8%	31,631
30000 < 35000	163.3	5,998.4	4.0%	1.8%	36,729
35000 < 40000	147.1	6,155.0	3.6%	1.9%	41,847
40000 < 50000	257.1	12,706.4	6.4%	3.9%	49,420
50000 < 70000	400.3	25,689.6	9.9%	7.8%	64,170
70000 < 75000	77.1	5,982.0	1.9%	1.8%	77,595
75000 < 80000	68.3	5,654.4	1.7%	1.7%	82,795
80000 < 100000	233.5	22,342.9	5.8%	6.8%	95,678
100000 < 150000	385.9	49,622.4	9.6%	15.1%	128,590
150000 < 200000	187.5	33,584.2	4.6%	10.2%	179,132
200000 < 500000	216.3	63,799.1	5.4%	19.4%	294,891
500000 < 1000000	36.0	24,698.7	0.9%	7.5%	686,095
1000000 < 1500000	7.9	9,676.0	0.2%	2.9%	1,217,572
1500000 < 2000000	3.1	5,372.1	0.1%	1.6%	1,741,366
2000000 < 5000000	4.2	12,377.4	0.1%	3.8%	2,981,058
5000000 < 10000000	0.9	5,870.8	0.0%	1.8%	6,787,007
At least 10000000	0.4	12,178.3	0.0%	3.7%	27,123,202
Total	4,037.2	328,219.6	100.0%	100.0%	81,299

Returns with at least one filer over age 65

New Jersey Gross Income Level	Returns	Gross Income	New Jersey Gross Income		
			Returns	% Total	per Return
= 0	172.2	539.0	25.7%	1.2%	3,129
0 < 5000	51.6	471.3	7.7%	1.1%	9,125
5000 < 10000	51.6	739.5	7.7%	1.7%	14,325
10000 < 15000	42.3	850.1	6.3%	2.0%	20,114
15000 < 20000	34.3	879.3	5.1%	2.0%	25,634
20000 < 25000	29.7	919.3	4.4%	2.1%	30,926
25000 < 30000	26.8	963.1	4.0%	2.2%	35,987
30000 < 35000	23.6	966.6	3.5%	2.2%	40,968
35000 < 40000	21.3	978.0	3.2%	2.3%	45,844
40000 < 50000	36.1	1,925.8	5.4%	4.4%	53,309
50000 < 70000	49.5	3,330.5	7.4%	7.7%	67,319
70000 < 75000	7.6	606.4	1.1%	1.4%	80,050
75000 < 80000	5.1	439.8	0.8%	1.0%	85,986
80000 < 100000	20.3	2,074.1	3.0%	4.8%	102,234
100000 < 150000	46.5	6,077.3	6.9%	14.0%	130,697
150000 < 200000	19.9	3,618.8	3.0%	8.4%	181,977
200000 < 500000	24.7	7,434.8	3.7%	17.2%	301,115
500000 < 1000000	4.6	3,205.5	0.7%	7.4%	692,178
1000000 < 1500000	1.1	1,375.7	0.2%	3.2%	1,214,181
1500000 < 2000000	0.4	772.5	0.1%	1.8%	1,743,742
2000000 < 5000000	0.7	1,959.2	0.1%	4.5%	3,000,317
5000000 < 10000000	0.2	1,065.3	0.0%	2.5%	6,785,539
At least 10000000	0.1	2,090.5	0.0%	4.8%	24,594,671
Total	670.3	43,282.5	100.0%	100.0%	64,576

Statistics of Income 2015: New Jersey Tax Returns for 2013

[Table 1.4b](#) Gross Income Distribution - Full-year Residents

New Jersey Gross Income Class		Returns	Gross Income	Returns	New Jersey Gross Income	
					% Total	per Return
< 4,155	< 10.0	403.7	543.4	10.0%	0.2%	1,346
4,155 < 10,839	10.0 < 20.0	403.7	3,027.7	10.0%	0.9%	7,499
10,839 < 14,527	20.0 < 25.0	201.9	2,559.9	5.0%	0.8%	12,680
14,527 < 18,462	25.0 < 30.0	201.8	3,316.5	5.0%	1.0%	16,431
18,462 < 27,951	30.0 < 40.0	403.7	9,302.6	10.0%	2.8%	23,041
27,951 < 39,753	40.0 < 50.0	403.7	13,564.7	10.0%	4.1%	33,599
39,753 < 55,081	50.0 < 60.0	403.7	19,008.0	10.0%	5.8%	47,086
55,081 < 75,906	60.0 < 70.0	403.7	26,172.4	10.0%	8.0%	64,824
75,906 < 91,056	70.0 < 75.0	201.9	16,763.6	5.0%	5.1%	83,047
91,056 < 109,845	75.0 < 80.0	201.9	20,263.4	5.0%	6.2%	100,382
109,845 < 168,128	80.0 < 90.0	403.7	54,518.1	10.0%	16.6%	135,040
168,128 < 240,365	90.0 < 95.0	201.9	40,010.0	5.0%	12.2%	198,205
240,365 < 596,038	95.0 < 99.0	161.5	55,632.6	4.0%	16.9%	344,494
596,038 < 898,540	99.0 < 99.5	20.2	14,523.7	0.5%	4.4%	719,492
898,540 < 2,465,441	99.5 < 99.9	16.1	21,751.8	0.4%	6.6%	1,347,029
At least 2,465,441	at least 99.9	4.0	27,261.1	0.1%	8.3%	6,751,146
Total		4,037.2	328,219.6	100.0%	100.0%	81,299

Statistics of Income 2015: New Jersey Tax Returns for 2013

Table 1.5a Gross Income Distribution - Full-year Residents

New Jersey Income Class	Employee Compensation	Interest	Dividends	Other Income	Total Income	Total Exclusions	Gross Income
Amounts (m\$)							
= 0	149.7	132.3	210.5	2,046.4	2,538.9	2,619.5	695.1
0 < 5000	1,069.4	54.6	108.0	1,140.3	2,372.3	695.9	1,676.4
5000 < 10000	2,315.5	58.0	119.0	1,682.8	4,175.3	674.0	3,501.3
10000 < 15000	3,169.3	53.0	110.0	1,666.0	4,998.2	565.2	4,433.1
15000 < 20000	3,816.7	47.6	102.3	1,447.2	5,413.9	456.0	4,957.9
20000 < 25000	4,293.1	44.1	96.8	1,392.0	5,826.0	393.7	5,432.3
25000 < 30000	4,668.3	43.5	97.0	1,363.7	6,172.6	356.7	5,815.9
30000 < 35000	4,868.8	41.4	93.9	1,311.2	6,315.2	316.8	5,998.4
35000 < 40000	5,026.9	41.0	91.2	1,285.7	6,444.8	289.8	6,155.0
40000 < 50000	10,512.7	77.7	179.2	2,430.3	13,199.9	493.5	12,706.4
50000 < 70000	21,794.0	135.8	315.5	4,110.2	26,355.4	665.8	25,689.6
70000 < 75000	5,185.9	26.0	61.4	796.1	6,069.5	87.5	5,982.0
75000 < 80000	4,994.2	21.5	48.1	628.8	5,692.6	38.2	5,654.4
80000 < 100000	19,335.2	91.3	222.8	2,713.6	22,362.9	20.1	22,342.9
100000 < 150000	41,491.2	244.1	650.9	7,238.0	49,624.2	1.8	49,622.4
150000 < 200000	27,997.3	167.3	471.7	4,948.6	33,584.9	0.7	33,584.2
200000 < 500000	48,854.6	450.5	1,280.8	13,213.8	63,799.7	0.6	63,799.1
500000 < 1000000	15,821.7	261.6	663.4	7,952.1	24,698.8	0.1	24,698.7
1000000 < 1500000	5,521.2	115.8	270.7	3,768.4	9,676.0	0.0	9,676.0
1500000 < 2000000	2,786.0	71.5	158.5	2,356.1	5,372.1	0.0	5,372.1
2000000 < 5000000	5,919.2	168.5	391.2	5,898.4	12,377.4	0.0	12,377.4
5000000 < 10000000	2,253.5	91.9	183.5	3,341.8	5,870.8	0.0	5,870.8
At least 10000000	2,761.4	104.5	237.4	9,075.0	12,178.3	0.0	12,178.3
Total	244,606.0	2,543.7	6,163.7	81,806.4	335,119.8	7,675.9	328,219.6
Returns (000s)							
= 0	68.1	129.0	85.6	176.8	244.5	177.4	273.2
0 < 5000	265.7	65.5	57.2	111.6	340.0	47.3	340.0
5000 < 10000	260.1	57.9	44.0	128.4	334.4	46.0	334.4
10000 < 15000	225.4	49.1	35.2	98.1	278.1	37.6	278.1
15000 < 20000	198.7	42.7	29.6	73.4	233.5	30.6	233.5
20000 < 25000	177.9	39.8	27.1	64.4	205.1	26.6	205.1
25000 < 30000	161.5	38.9	25.9	59.1	183.9	24.2	183.9
30000 < 35000	145.1	37.9	24.9	54.6	163.3	21.6	163.3
35000 < 40000	131.5	37.5	24.5	51.0	147.1	19.8	147.1
40000 < 50000	232.7	73.7	48.0	93.1	257.1	33.6	257.1
50000 < 70000	370.6	137.0	87.8	156.8	400.3	45.7	400.3
70000 < 75000	72.8	29.5	19.2	32.0	77.1	6.5	77.1
75000 < 80000	65.5	26.4	17.2	28.2	68.3	3.7	68.3
80000 < 100000	222.4	101.7	69.4	105.7	233.5	3.7	233.5
100000 < 150000	363.6	207.9	154.4	210.8	385.9	0.4	385.9
150000 < 200000	178.3	117.8	95.2	115.5	187.5	0.1	187.5
200000 < 500000	202.7	162.0	145.5	161.1	216.3	0.1	216.3
500000 < 1000000	32.1	32.0	29.8	32.0	36.0	0.0	36.0
1000000 < 1500000	6.9	7.5	7.0	7.4	7.9	0.0	7.9
1500000 < 2000000	2.6	2.9	2.8	2.9	3.1	0.0	3.1
2000000 < 5000000	3.5	4.0	3.8	4.0	4.2	0.0	4.2
5000000 < 10000000	0.7	0.9	0.8	0.8	0.9	0.0	0.9
At least 10000000	0.3	0.4	0.4	0.4	0.4	0.0	0.4
Total	3,388.9	1,401.9	1,035.3	1,768.3	4,008.5	524.7	4,037.2

Statistics of Income 2015: New Jersey Tax Returns for 2013

Table 1.5b Gross Income Distribution - Full-year Residents

New Jersey Gross Income Percentile		Employee Compensation	Interest	Dividends	Other Income	Total Income	Total Exclusions	Gross Income
Amounts (m\$)								
< 4,155	< 10.0	400.8	152.8	248.9	2,424.8	3,227.3	2,881.4	1,121.5
4,155 < 10,839	10.0 < 20.0	2,002.1	68.8	140.9	1,690.6	3,902.3	845.7	3,056.7
10,839 < 14,527	20.0 < 25.0	1,708.6	34.1	70.1	1,120.6	2,933.4	380.5	2,552.8
14,527 < 18,462	25.0 < 30.0	2,391.1	39.2	81.3	1,208.9	3,720.5	415.2	3,305.3
18,462 < 27,951	30.0 < 40.0	7,188.5	84.5	181.5	2,583.5	10,038.0	786.1	9,251.9
27,951 < 39,753	40.0 < 50.0	10,886.5	97.0	219.0	3,079.8	14,282.3	782.2	13,500.1
39,753 < 55,081	50.0 < 60.0	15,614.8	119.6	271.2	3,720.8	19,726.4	782.0	18,944.4
55,081 < 75,906	60.0 < 70.0	22,140.0	136.8	318.8	4,152.1	26,747.7	666.6	26,081.1
75,906 < 91,056	70.0 < 75.0	14,734.3	63.4	149.3	1,927.7	16,874.7	127.8	16,746.9
91,056 < 109,845	75.0 < 80.0	17,255.0	90.6	223.3	2,668.5	20,237.4	5.2	20,232.2
109,845 < 168,128	80.0 < 90.0	45,527.4	265.6	718.5	7,894.0	54,405.6	1.9	54,403.7
168,128 < 240,365	90.0 < 95.0	32,991.9	211.0	602.2	6,146.1	39,951.3	0.7	39,950.6
240,365 < 596,038	95.0 < 99.0	41,253.8	430.1	1,200.4	12,688.2	55,572.5	0.5	55,572.1
596,038 < 898,540	99.0 < 99.5	9,191.5	154.9	394.4	4,775.0	14,515.9	0.0	14,515.8
898,540 < 2,465,441	99.5 < 99.9	11,955.4	274.8	630.2	8,870.8	21,731.2	0.0	21,731.1
At least 2,465,441	at least 99.9	9,364.4	320.5	713.6	16,854.9	27,253.4	0.0	27,253.4
All Returns		244,606.0	2,543.7	6,163.7	81,806.4	335,119.8	7,675.9	328,219.6
Returns (000s)								
< 4,155	< 10.0	168.4	155.1	109.4	217.9	375.0	194.9	403.7
4,155 < 10,839	10.0 < 20.0	315.9	74.1	60.5	144.8	403.7	58.1	403.7
10,839 < 14,527	20.0 < 25.0	158.0	33.4	24.4	77.9	201.9	25.6	201.9
14,527 < 18,462	25.0 < 30.0	165.0	36.0	25.8	69.5	201.9	27.6	201.9
18,462 < 27,951	30.0 < 40.0	345.6	75.4	52.0	127.0	403.7	52.8	403.7
27,951 < 39,753	40.0 < 50.0	356.1	88.4	58.6	131.8	403.7	53.1	403.7
39,753 < 55,081	50.0 < 60.0	363.9	111.5	72.7	144.2	403.7	53.2	403.7
55,081 < 75,906	60.0 < 70.0	374.0	138.6	89.0	158.4	403.7	45.8	403.7
75,906 < 91,056	70.0 < 75.0	192.9	78.8	51.4	84.1	201.8	11.4	201.8
91,056 < 109,845	75.0 < 80.0	190.9	92.2	63.9	95.6	201.9	1.6	201.9
109,845 < 168,128	80.0 < 90.0	381.1	222.1	167.3	224.1	403.7	0.4	403.7
168,128 < 240,365	90.0 < 95.0	191.9	132.5	109.9	129.6	201.9	0.1	201.9
240,365 < 596,038	95.0 < 99.0	150.2	126.4	115.6	126.2	161.5	0.1	161.5
596,038 < 898,540	99.0 < 99.5	17.9	18.2	16.9	18.1	20.2	0.0	20.2
898,540 < 2,465,441	99.5 < 99.9	14.0	15.2	14.2	15.1	16.1	0.0	16.1
At least 2,465,441	at least 99.9	3.4	3.9	3.7	3.9	4.0	0.0	4.0
All Returns		3,388.9	1,401.9	1,035.3	1,768.3	4,008.5	524.7	4,037.2

Statistics of Income 2015: New Jersey Income Tax Returns for 2013

Table 1.6a Other Income Sources by Gross Income Class - Full-year Residents

New Jersey Gross Income Level	Other Income	Net Profits from Business	Distributive Share of Partnership Income	S-corporation Income	Net Income from Rentals, Royalties, ...	Net Capital Gains	Gross Pension and Annuity Income	Net Gambling Income	Alimony Received	Miscellaneous Income
Amounts (m\$)										
= 0	2,046.4	39.3	8.4	2.3	72.5	116.8	1,750.0	4.9	9.1	43.1
0 < 5000	1,140.3	135.2	8.9	2.9	25.4	70.3	864.5	2.6	6.0	24.4
5000 < 10000	1,682.8	480.7	18.7	6.7	32.4	84.7	1,010.7	3.8	10.7	34.4
10000 < 15000	1,666.0	460.8	27.4	9.9	30.4	82.3	1,002.0	3.9	14.7	34.6
15000 < 20000	1,447.2	312.8	33.4	13.1	29.8	77.1	927.1	4.2	17.1	32.5
20000 < 25000	1,392.0	283.0	36.5	16.5	28.1	74.8	898.9	3.6	19.4	31.2
25000 < 30000	1,363.7	259.1	38.7	17.4	26.6	73.6	890.7	3.9	21.9	31.9
30000 < 35000	1,311.2	232.5	40.2	21.1	27.2	73.9	858.9	3.8	23.3	30.2
35000 < 40000	1,285.7	220.1	44.0	23.7	28.7	73.2	839.8	4.0	23.5	28.7
40000 < 50000	2,430.3	394.8	89.0	52.6	54.5	148.6	1,578.2	7.3	50.4	54.8
50000 < 70000	4,110.2	707.1	186.7	120.5	98.7	287.6	2,496.4	12.6	95.8	104.8
70000 < 75000	796.1	161.4	50.0	33.4	21.4	64.7	415.7	3.5	22.6	23.3
75000 < 80000	628.8	161.8	47.6	34.9	19.7	55.1	267.8	2.7	19.2	20.1
80000 < 100000	2,713.6	626.4	204.1	143.3	79.5	243.1	1,252.9	9.0	69.2	86.2
100000 < 150000	7,238.0	1,411.2	544.8	386.6	185.0	753.2	3,608.1	21.7	114.5	212.8
150000 < 200000	4,948.6	1,100.5	555.6	380.8	134.6	644.4	1,897.5	14.7	52.1	168.5
200000 < 500000	13,213.8	3,056.8	2,950.6	1,599.0	331.6	2,116.3	2,566.7	45.8	76.4	470.6
500000 < 1000000	7,952.1	1,192.9	3,069.3	1,430.1	155.7	1,296.8	459.1	41.0	12.2	295.1
1000000 < 1500000	3,768.4	358.5	1,586.3	853.1	58.2	612.7	113.3	26.5	2.6	157.2
1500000 < 2000000	2,356.1	201.2	999.1	602.9	25.9	376.0	40.3	4.1	1.4	105.3
2000000 < 5000000	5,898.4	324.7	2,687.9	1,556.3	71.1	903.1	62.7	6.3	3.5	282.9
5000000 < 10000000	3,341.8	126.1	1,484.1	880.2	19.9	553.2	17.2	96.2	0.0	164.8
At least 10000000	9,075.0	95.3	5,592.4	1,696.8	47.1	959.0	12.4	246.9	0.0	425.0
Total	81,806.4	12,342.3	20,303.6	9,884.0	1,603.9	9,740.6	23,830.9	573.2	665.5	2,862.3
Returns (000s)										
= 0	176.8	13.6	2.7	0.6	12.7	38.6	147.3	1.8	1.1	11.2
0 < 5000	111.6	31.4	2.6	0.6	4.2	33.7	51.7	1.0	0.7	9.6
5000 < 10000	128.4	56.5	3.0	1.0	5.0	25.5	52.6	1.3	1.1	10.0
10000 < 15000	98.1	39.0	3.1	1.2	4.5	19.8	45.2	1.2	1.3	8.2
15000 < 20000	73.4	23.0	3.0	1.2	4.0	16.3	38.7	1.1	1.3	7.0
20000 < 25000	64.4	18.5	2.9	1.4	3.7	14.9	35.2	1.0	1.3	6.2
25000 < 30000	59.1	15.8	2.7	1.4	3.5	14.0	33.3	1.0	1.4	5.9
30000 < 35000	54.6	13.5	2.5	1.4	3.3	13.7	31.0	0.9	1.4	5.6
35000 < 40000	51.0	12.3	2.5	1.4	3.2	13.2	29.1	0.9	1.3	5.2
40000 < 50000	93.1	21.5	4.8	2.8	6.0	25.9	52.4	1.6	2.7	9.9
50000 < 70000	156.8	36.8	8.8	5.7	10.7	47.5	81.3	2.4	4.2	18.1
70000 < 75000	32.0	7.8	2.1	1.4	2.3	10.3	14.9	0.5	0.8	3.8
75000 < 80000	28.2	7.4	1.9	1.4	2.1	9.1	12.0	0.4	0.7	3.4
80000 < 100000	105.7	27.5	7.5	5.3	7.7	37.6	45.3	1.3	2.0	13.1
100000 < 150000	210.8	51.2	17.0	11.9	15.7	87.5	97.8	2.2	2.2	26.3
150000 < 200000	115.5	28.1	12.4	8.6	9.9	56.8	46.7	1.1	0.7	15.2
200000 < 500000	161.1	38.8	31.2	19.2	16.2	97.8	52.0	1.3	0.5	23.7
500000 < 1000000	32.0	7.2	12.7	6.5	3.7	22.3	7.7	0.3	0.0	6.6
1000000 < 1500000	7.4	1.5	3.7	1.9	1.0	5.4	1.7	0.1	0.0	1.9
1500000 < 2000000	2.9	0.6	1.6	0.9	0.4	2.2	0.7	0.0	0.0	0.9
2000000 < 5000000	4.0	0.7	2.4	1.2	0.6	3.0	0.9	0.0	0.0	1.4
5000000 < 10000000	0.8	0.1	0.6	0.3	0.1	0.6	0.2	0.0	0.0	0.4
At least 10000000	0.4	0.1	0.3	0.2	0.1	0.3	0.1	0.0	0.0	0.2
Total	1,768.3	452.8	132.0	77.3	120.4	596.1	877.8	21.2	24.9	194.0

Statistics of Income 2015: New Jersey Income Tax Returns for 2013

Table 1.6b Other Income Sources by Gross Income Percentile Class - Full-year Residents

New Jersey Gross Income Percentile Level	Other Income	Distributive Share		Net Income		Gross Pension		Net Gambling Income	Alimony Received	Miscellaneous Income	
		Net Profits from Business	of Partnership Income	S-corporation Income	from Rentals, Royalties, ...	Net Capital Gains	and Annuity Income				
Amounts (m\$)											
< 4,155	< 10.0	2,424.8	69.0	10.9	3.1	81.3	140.1	2,053.3	5.8	10.7	50.8
4,155 < 10,839	10.0 < 20.0	1,690.6	337.4	16.0	5.5	34.7	96.6	1,150.3	3.9	10.0	36.0
10,839 < 14,527	20.0 < 25.0	1,120.6	376.3	14.0	4.8	20.4	52.1	620.4	2.4	7.9	22.4
14,527 < 18,462	25.0 < 30.0	1,208.9	314.5	20.7	7.7	22.3	60.5	743.6	3.0	11.1	25.4
18,462 < 27,951	30.0 < 40.0	2,583.5	545.9	62.1	26.2	52.5	138.2	1,660.9	6.9	32.3	58.6
27,951 < 39,753	40.0 < 50.0	3,079.8	571.1	90.6	43.3	62.4	169.5	2,011.9	9.1	51.5	70.4
39,753 < 55,081	50.0 < 60.0	3,720.8	614.1	133.2	77.3	83.2	222.4	2,421.1	11.2	74.2	84.1
55,081 < 75,906	60.0 < 70.0	4,152.1	717.7	191.3	123.3	99.9	292.4	2,511.5	12.8	97.4	105.8
75,906 < 91,056	70.0 < 75.0	1,927.7	469.4	140.6	99.3	58.6	164.8	865.6	8.2	58.5	62.7
91,056 < 109,845	75.0 < 80.0	2,668.5	559.9	190.6	133.5	74.3	239.7	1,323.1	8.6	59.8	78.9
109,845 < 168,128	80.0 < 90.0	7,894.0	1,564.5	629.2	442.6	204.6	854.3	3,817.6	23.9	118.9	238.3
168,128 < 240,365	90.0 < 95.0	6,146.1	1,414.8	778.9	528.8	166.7	851.0	2,115.8	19.3	56.6	214.2
240,365 < 596,038	95.0 < 99.0	12,688.2	2,835.4	3,263.6	1,677.0	305.9	2,064.4	1,985.5	44.1	62.9	449.2
596,038 < 898,540	99.0 < 99.5	4,775.0	702.3	1,886.5	852.2	84.1	782.0	252.5	28.5	5.6	181.3
898,540 < 2,465,441	99.5 < 99.9	8,870.8	808.3	3,714.2	2,128.4	132.6	1,436.1	228.0	36.3	7.7	379.3
At least 2,465,441	at least 99.9	16,854.9	441.7	9,161.1	3,731.0	120.3	2,176.7	69.7	349.1	0.4	805.0
Total		81,806.4	12,342.3	20,303.6	9,884.0	1,603.9	9,740.6	23,830.9	573.2	665.5	2,862.3
Returns (000s)											
< 4,155	< 10.0	217.9	23.7	3.6	0.7	14.3	52.5	166.1	2.2	1.3	14.6
4,155 < 10,839	10.0 < 20.0	144.8	51.9	3.4	1.0	5.5	35.6	64.7	1.4	1.1	12.1
10,839 < 14,527	20.0 < 25.0	77.9	37.2	1.9	0.6	3.1	14.1	30.2	0.8	0.8	5.9
14,527 < 18,462	25.0 < 30.0	69.5	26.1	2.3	0.9	3.3	14.4	33.3	0.9	1.0	6.0
18,462 < 27,951	30.0 < 40.0	127.0	38.7	5.3	2.3	7.0	28.6	67.8	1.9	2.4	12.3
27,951 < 39,753	40.0 < 50.0	131.8	34.3	6.1	3.2	7.9	32.0	74.4	2.2	3.2	13.1
39,753 < 55,081	50.0 < 60.0	144.2	33.8	7.3	4.3	9.2	39.2	81.6	2.4	4.0	15.2
55,081 < 75,906	60.0 < 70.0	158.4	37.2	8.9	5.8	10.8	48.1	81.9	2.4	4.3	18.3
75,906 < 91,056	70.0 < 75.0	84.1	21.8	5.6	4.0	6.1	27.5	36.1	1.2	2.0	10.1
91,056 < 109,845	75.0 < 80.0	95.6	24.3	6.9	4.8	7.0	34.9	42.8	1.1	1.7	12.0
109,845 < 168,128	80.0 < 90.0	224.1	54.4	18.8	13.1	17.1	95.4	102.3	2.4	2.2	28.2
168,128 < 240,365	90.0 < 95.0	129.6	31.3	15.5	10.7	11.5	67.3	49.9	1.1	0.6	17.2
240,365 < 596,038	95.0 < 99.0	126.2	30.4	28.7	17.1	13.1	79.9	38.1	1.0	0.4	19.6
596,038 < 898,540	99.0 < 99.5	18.1	4.1	7.4	3.7	2.1	12.7	4.3	0.1	0.0	3.9
898,540 < 2,465,441	99.5 < 99.9	15.1	3.0	7.6	4.0	2.0	11.1	3.4	0.1	0.0	4.1
At least 2,465,441	at least 99.9	3.9	0.7	2.6	1.3	0.6	2.9	0.9	0.1	0.0	1.6
Total		1,768.3	452.8	132.0	77.3	120.4	596.1	877.8	21.2	24.9	194.0

Statistics of Income 2015: New Jersey Income Tax Returns for 2013

Table 1.7 Gross Income Distribution by Filing Status: Full-year Residents

	New Jersey Gross Income Class	Returns (000s)	New Jersey Gross Income (m\$)	Returns (% Total)	New Jersey Gross Income (% Total)	New Jersey Gross Income Average
Single	= 0	173.5	354.5	4.3%	0.1%	2,043
	0 < 5000	274.6	1,128.9	6.8%	0.3%	4,111
	5000 < 10000	221.1	2,062.4	5.5%	0.6%	9,327
	10000 < 15000	157.0	2,291.8	3.9%	0.7%	14,598
	15000 < 20000	127.3	2,514.6	3.2%	0.8%	19,752
	20000 < 25000	109.0	2,708.1	2.7%	0.8%	24,852
	25000 < 30000	95.2	2,848.1	2.4%	0.9%	29,906
	30000 < 35000	84.1	2,938.8	2.1%	0.9%	34,930
	35000 < 40000	75.2	3,001.0	1.9%	0.9%	39,924
	40000 < 50000	128.7	5,894.9	3.1%	1.8%	47,314
	50000 < 70000	177.9	10,954.0	4.4%	3.3%	61,574
	70000 < 75000	29.3	2,199.4	0.7%	0.7%	75,074
	75000 < 80000	23.9	1,914.6	0.6%	0.6%	80,052
	80000 < 100000	66.0	6,069.9	1.6%	1.8%	91,974
	100000 < 150000	68.1	8,350.4	1.7%	2.5%	122,588
	150000 < 200000	18.8	3,295.9	0.5%	1.0%	175,519
	200000 < 500000	17.6	5,145.3	0.4%	1.6%	292,514
	500000 < 1000000	2.6	1,768.9	0.1%	0.5%	689,911
	1000000 < 1500000	0.5	850.5	0.0%	0.2%	1,219,250
	1500000 < 2000000	0.2	334.9	0.0%	0.1%	1,753,160
	2000000 < 5000000	0.3	789.1	0.0%	0.2%	2,911,733
	5000000 < 10000000	0.1	553.3	0.0%	0.2%	6,830,958
	At least 10000000	0.0	754.1	0.0%	0.2%	17,955,483
Total	1,849.0	68,623.5	45.8%	20.9%	37,113	
Married, filing joint	= 0	76.3	292.8	1.9%	0.1%	3,836
	0 < 5000	30.3	318.5	0.8%	0.1%	10,511
	5000 < 10000	41.6	626.9	1.0%	0.2%	15,062
	10000 < 15000	47.6	944.0	1.2%	0.3%	19,845
	15000 < 20000	43.9	1,103.1	1.1%	0.3%	25,154
	20000 < 25000	42.1	1,280.9	1.0%	0.4%	30,395
	25000 < 30000	41.1	1,457.3	1.0%	0.4%	35,475
	30000 < 35000	39.5	1,595.8	1.0%	0.5%	40,442
	35000 < 40000	38.4	1,748.1	1.0%	0.5%	45,546
	40000 < 50000	75.4	3,891.0	1.9%	1.2%	52,967
	50000 < 70000	145.8	9,846.1	3.6%	3.0%	67,552
	70000 < 75000	34.5	2,756.3	0.9%	0.8%	79,821
	75000 < 80000	32.7	2,779.2	0.8%	0.8%	84,941
	80000 < 100000	134.1	13,124.2	3.3%	4.0%	97,849
	100000 < 150000	288.4	37,383.8	7.1%	11.4%	130,447
	150000 < 200000	160.5	28,822.6	4.0%	8.8%	179,608
	200000 < 500000	191.2	56,403.8	4.7%	17.2%	294,962
	500000 < 1000000	32.2	22,067.7	0.8%	6.7%	685,503
	1000000 < 1500000	7.1	8,692.7	0.2%	2.6%	1,216,272
	1500000 < 2000000	2.8	4,801.1	0.1%	1.5%	1,737,633
	2000000 < 5000000	3.7	11,170.3	0.1%	3.4%	2,987,497
	5000000 < 10000000	0.8	5,133.6	0.0%	1.6%	6,790,494
	At least 10000000	0.4	10,701.2	0.0%	3.3%	27,867,798
Total	1,506.4	227,021.2	37.4%	69.2%	150,510	
Married, filing separate	= 0	4.5	7.0	0.1%	0.0%	1,545
	0 < 5000	3.5	19.0	0.1%	0.0%	5,417
	5000 < 10000	4.3	44.5	0.1%	0.0%	10,391
	10000 < 15000	4.0	62.9	0.1%	0.0%	15,557
	15000 < 20000	4.1	85.4	0.1%	0.0%	20,873
	20000 < 25000	4.3	110.2	0.1%	0.0%	25,667
	25000 < 30000	4.2	128.0	0.1%	0.0%	30,728
	30000 < 35000	4.2	150.8	0.1%	0.0%	35,814
	35000 < 40000	4.2	170.3	0.1%	0.1%	40,856
	40000 < 50000	7.7	372.3	0.2%	0.1%	48,411
	50000 < 70000	11.7	738.1	0.3%	0.2%	62,825
	70000 < 75000	2.1	161.3	0.1%	0.0%	76,168
	75000 < 80000	2.0	160.5	0.0%	0.0%	81,122
	80000 < 100000	5.9	547.2	0.1%	0.2%	92,915
	100000 < 150000	5.8	799.1	0.1%	0.2%	123,067
	150000 < 200000	1.8	287.4	0.0%	0.1%	176,189
	200000 < 500000	1.8	553.0	0.0%	0.2%	302,536
	500000 < 1000000	0.4	266.2	0.0%	0.1%	693,100
	1000000 < 1500000	0.1	120.8	0.0%	0.0%	1,243,560
	1500000 < 2000000	0.1	100.5	0.0%	0.0%	1,794,191
	2000000 < 5000000	0.1	160.7	0.0%	0.0%	2,975,549
	5000000 < 10000000	0.0	79.7	0.0%	0.0%	6,639,604
	At least 10000000	0.0	527.8	0.0%	0.2%	31,033,181
Total	76.6	5,562.2	1.9%	1.7%	72,626	
Head-of-Household	= 0	18.7	40.3	0.5%	0.0%	2,152
	0 < 5000	31.5	206.9	0.8%	0.1%	6,641
	5000 < 10000	67.3	765.5	1.7%	0.2%	11,382
	10000 < 15000	69.3	1,131.6	1.7%	0.3%	16,337
	15000 < 20000	68.1	1,261.7	1.4%	0.4%	21,559
	20000 < 25000	49.6	1,329.6	1.2%	0.4%	26,797
	25000 < 30000	43.3	1,378.8	1.1%	0.4%	31,858
	30000 < 35000	35.4	1,309.1	0.9%	0.4%	36,964
	35000 < 40000	29.3	1,230.7	0.7%	0.4%	42,064
	40000 < 50000	47.2	2,337.3	0.7%	0.7%	49,363
	50000 < 70000	64.6	4,129.9	1.6%	1.3%	63,916
	70000 < 75000	11.1	860.1	0.3%	0.3%	77,589
	75000 < 80000	9.6	794.3	0.2%	0.2%	82,647
	80000 < 100000	27.3	2,583.3	0.7%	0.8%	94,560
	100000 < 150000	25.3	3,168.0	0.6%	1.0%	125,011
	150000 < 200000	6.6	1,164.7	0.2%	0.4%	178,565
	200000 < 500000	5.6	1,665.9	0.1%	0.5%	297,435
	500000 < 1000000	0.8	584.5	0.0%	0.2%	693,368
	1000000 < 1500000	0.2	205.2	0.0%	0.1%	1,258,699
	1500000 < 2000000	0.1	132.2	0.0%	0.0%	1,810,719
	2000000 < 5000000	0.1	254.4	0.0%	0.1%	2,923,946
	5000000 < 10000000	0.0	104.2	0.0%	0.0%	6,510,302
	At least 10000000	0.0	195.4	0.0%	0.1%	32,564,869
Total	600.8	26,825.7	14.9%	8.2%	44,651	
Qualifying Widow(er)	= 0	0.2	0.5	0.0%	0.0%	2,820
	0 < 5000	0.1	1.0	0.0%	0.0%	8,459
	5000 < 10000	0.1	2.0	0.0%	0.0%	14,550
	10000 < 15000	0.1	2.7	0.0%	0.0%	18,413
	15000 < 20000	0.1	3.1	0.0%	0.0%	23,465
	20000 < 25000	0.1	3.5	0.0%	0.0%	29,666
	25000 < 30000	0.1	3.7	0.0%	0.0%	34,491
	30000 < 35000	0.1	3.9	0.0%	0.0%	39,796
	35000 < 40000	0.1	4.8	0.0%	0.0%	44,817
	40000 < 50000	0.2	10.7	0.0%	0.0%	52,118
	50000 < 70000	0.3	21.4	0.0%	0.0%	66,975
	70000 < 75000	0.1	4.9	0.0%	0.0%	78,795
	75000 < 80000	0.1	5.8	0.0%	0.0%	84,757
	80000 < 100000	0.2	18.3	0.0%	0.0%	96,232
	100000 < 150000	0.2	30.9	0.0%	0.0%	127,365
	150000 < 200000	0.1	13.6	0.0%	0.0%	179,294
	200000 < 500000	0.1	31.0	0.0%	0.0%	295,570
	500000 < 1000000	0.0	11.4	0.0%	0.0%	714,378
	1000000 < 1500000	0.0	7.0	0.0%	0.0%	1,168,353
	1500000 < 2000000	0.0	3.5	0.0%	0.0%	1,764,602
	2000000 < 5000000	0.0	3.0	0.0%	0.0%	2,957,316
	5000000 < 10000000	0.0	0.0	0.0%	0.0%	0.0
	At least 10000000	0.0	0.0	0.0%	0.0%	0.0
Total	2.4	187.0	0.1%	0.1%	76,754	
Total	4,037.2	328,219.6	100.0%	100.0%	81,299	

Statistics of Income 2015: New Jersey Income Tax Returns fo 2013

Table 1.11a Income Source by Gross Income Level: Full-year Residents (Amounts, 000\$)

New Jersey Gross Income Level	Gross Income	Employee Compensation	Interest	Dividends	Other Income	Total Income	Total Exclusions Exclusions	Pension Exclusion	Other Retirement Income Exclusion	Excess Retirement Income Exclusion
Nontaxable										
= 0	0.0	11,647.1	61,464.2	76,661.0	794,226.6	943,998.9	1,719,616.9	689,737.7	1,029,879.3	775,618.1
0 < 5000	781,191.0	573,678.4	40,730.3	71,793.6	742,846.9	1,429,049.1	647,858.2	546,651.2	101,206.9	0.0
5000 < 10000	2,220,394.8	1,642,256.3	44,329.8	83,808.5	1,067,361.0	2,837,755.6	617,360.8	552,410.9	64,949.8	0.0
10000 < 15000	1,629,007.6	966,348.5	30,125.3	53,599.3	979,162.7	2,029,235.8	400,228.3	365,341.5	34,886.7	0.0
15000 < 20000	2,054,203.3	1,442,724.7	24,647.2	42,868.1	857,927.2	2,368,167.2	313,963.8	293,553.1	20,410.8	0.0
20000 < 25000	1,436,707.6	1,178,622.5	9,558.9	20,344.4	309,652.7	1,518,178.5	81,470.9	73,666.6	7,804.3	0.0
25000 < 30000	1,292,908.5	1,092,349.9	5,843.1	12,619.1	223,139.6	1,333,951.8	41,043.2	37,115.1	3,928.1	0.0
30000 < 35000	894,386.9	752,715.1	3,661.1	8,251.0	151,097.5	915,724.7	21,337.8	18,825.5	2,512.3	0.0
35000 < 40000	518,623.0	421,550.5	2,498.7	5,901.2	102,553.6	532,504.1	13,881.1	12,180.9	1,700.2	0.0
40000 < 50000	617,028.2	525,727.4	3,309.9	8,164.6	99,225.9	636,427.9	19,399.7	17,586.7	1,813.0	0.0
50000 < 70000	1,277,536.0	1,183,278.7	4,860.4	11,772.1	100,755.3	1,300,666.5	23,130.5	20,845.8	2,284.7	0.0
70000 < 75000	349,758.8	332,439.0	850.1	2,365.2	18,126.6	353,781.0	4,022.2	3,691.2	331.0	0.0
75000 < 80000	368,797.9	351,851.3	644.8	1,750.3	18,055.6	372,302.0	3,504.0	3,203.1	301.0	0.0
80000 < 100000	1,330,527.5	1,293,577.0	1,928.2	3,229.5	34,468.7	1,333,203.4	2,675.9	2,433.0	242.9	0.0
100000 < 150000	2,631,362.4	2,535,595.7	5,052.3	9,457.4	81,344.0	2,631,449.4	87.0	0.0	87.0	0.0
150000 < 200000	1,711,481.0	1,653,771.2	2,711.6	5,291.3	49,727.9	1,711,502.0	21.0	0.0	21.0	0.0
200000 < 500000	3,185,509.3	3,062,546.4	4,683.7	8,751.3	109,533.8	3,185,515.3	6.0	0.0	6.0	0.0
500000 < 1000000	732,984.3	676,721.6	827.0	2,159.9	53,275.8	732,984.3	0.0	0.0	0.0	0.0
1000000 < 1500000	31,480.4	18,469.6	46.6	53.4	12,910.8	31,480.4	0.0	0.0	0.0	0.0
1500000 < 2000000	16,548.3	9,575.3	193.4	85.8	6,693.9	16,548.3	0.0	0.0	0.0	0.0
2000000 < 5000000	94,551.4	63,779.7	1,334.4	334.2	29,109.0	94,551.4	6.0	0.0	6.0	0.0
5000000 < 10000000	34,655.6	16,968.7	91.4	120.4	17,475.1	34,655.6	0.0	0.0	0.0	0.0
At least 10000000	110,324.3	4,857.5	95.3	28.1	105,343.4	110,324.3	0.0	0.0	0.0	0.0
Total	23,319,968.1	19,811,052.3	249,487.7	429,409.7	5,964,013.6	26,453,963.4	3,909,613.4	2,637,242.3	1,272,371.0	775,618.1
Taxable										
= 0										
0 < 5000										
5000 < 10000										
10000 < 15000	1,877,458.0	1,539,532.5	17,228.7	38,466.1	468,620.7	2,063,848.0	186,389.9	172,137.9	14,252.0	0.0
15000 < 20000	2,245,277.3	1,812,545.9	22,030.5	50,287.9	576,292.0	2,461,156.4	215,879.0	199,942.0	15,937.1	0.0
20000 < 25000	3,409,939.7	2,636,224.2	37,232.9	76,448.9	1,058,313.9	3,808,220.0	398,280.3	377,357.4	20,922.9	0.0
25000 < 30000	4,031,933.0	3,157,914.7	39,183.0	84,526.0	1,145,644.9	4,427,268.6	395,335.6	376,816.9	18,518.7	0.0
30000 < 35000	4,819,057.0	3,861,995.1	40,846.3	88,872.3	1,200,580.1	5,192,293.7	373,236.7	356,507.2	16,729.5	0.0
35000 < 40000	5,394,162.1	4,384,778.8	40,973.9	89,423.3	1,221,246.4	5,736,422.4	342,260.3	328,888.4	13,371.9	0.0
40000 < 50000	11,606,425.8	9,479,928.4	80,041.7	182,221.2	2,456,485.8	12,198,677.2	592,251.4	569,905.4	22,346.0	0.0
50000 < 70000	24,191,726.7	20,080,591.7	149,503.2	349,147.2	4,484,988.0	25,064,230.1	872,503.5	843,055.5	29,447.9	0.0
70000 < 75000	5,751,370.8	4,778,484.1	35,295.8	82,939.4	1,023,866.6	5,920,585.9	169,215.0	164,157.2	5,057.8	0.0
75000 < 80000	5,598,453.7	4,637,592.8	35,203.0	82,511.7	998,894.2	5,754,201.6	155,747.9	150,926.3	4,821.6	0.0
80000 < 100000	19,642,251.2	17,530,756.3	65,098.9	145,844.7	1,961,997.3	19,703,697.3	61,446.1	58,231.9	3,214.3	0.0
100000 < 150000	48,429,537.1	39,784,551.7	261,104.0	688,408.6	7,697,577.1	48,431,641.4	2,104.3	0.0	2,104.3	0.0
150000 < 200000	33,831,885.4	27,936,814.0	177,163.7	505,577.5	5,213,160.0	33,832,715.3	829.9	0.0	829.9	0.0
200000 < 500000	63,861,040.4	48,331,118.2	468,179.9	1,337,446.6	13,725,003.7	63,861,748.4	708.0	0.0	708.0	0.0
500000 < 1000000	24,611,553.0	15,530,281.1	268,713.9	681,844.7	8,130,781.0	24,611,620.8	67.7	0.0	67.7	0.0
1000000 < 1500000	9,817,231.7	5,604,926.3	117,753.1	274,924.3	3,819,628.0	9,817,231.7	0.0	0.0	0.0	0.0
1500000 < 2000000	5,385,428.7	2,780,832.1	71,295.1	158,543.9	2,374,781.6	5,385,452.7	24.0	0.0	24.0	0.0
2000000 < 5000000	12,429,955.1	5,919,795.0	170,469.9	395,444.9	5,944,245.3	12,429,955.1	0.0	0.0	0.0	0.0
5000000 < 10000000	5,886,868.2	2,249,725.1	91,785.8	183,182.7	3,362,174.6	5,886,868.2	0.0	0.0	0.0	0.0
At least 10000000	12,078,051.5	2,756,587.8	105,085.1	238,233.6	8,978,145.0	12,078,051.5	0.0	0.0	0.0	0.0
Total	304,899,606.5	224,794,976.0	2,294,188.4	5,734,295.6	75,842,426.2	308,665,886.2	3,766,279.7	3,597,925.9	168,353.8	0.0
Total	328,219,574.6	244,606,028.3	2,543,676.1	6,163,705.3	81,806,439.9	335,119,849.6	7,675,893.1	6,235,168.3	1,440,724.8	775,618.1

Statistics of Income 2015: New Jersey Income Tax Returns fo 2013

Table 1.11b Income Source by Gross Income Level: Full-year Residents (Returns, 000s)

New Jersey Gross Income Level	Gross Income	Employee Compensation	Interest	Dividends	Other Income	Total Income	Total Exclusions Exclusions	Pension Exclusion	Other Retirement Income Exclusion	Excess Retirement Income Exclusion
Nontaxable										
= 0	144.8	9.7	73.1	44.6	102.8	116.1	120.2	89.8	117.4	106.0
0 < 5000	310.8	229.3	64.6	54.9	96.5	310.8	42.7	40.3	15.0	0.0
5000 < 10000	297.0	235.1	52.1	40.5	102.1	297.0	42.4	40.7	7.8	0.0
10000 < 15000	130.9	89.5	25.3	16.8	67.9	130.9	25.7	24.8	3.8	0.0
15000 < 20000	118.1	91.2	21.1	13.3	48.1	118.1	19.3	18.8	2.1	0.0
20000 < 25000	64.1	55.6	8.2	5.1	18.1	64.1	5.1	4.9	0.7	0.0
25000 < 30000	47.5	42.4	5.9	3.3	12.8	47.5	2.6	2.5	0.4	0.0
30000 < 35000	27.8	24.8	3.9	2.1	8.2	27.8	1.4	1.3	0.2	0.0
35000 < 40000	13.9	12.3	2.7	1.5	4.9	13.9	0.9	0.9	0.2	0.0
40000 < 50000	13.8	12.4	3.3	2.1	4.3	13.8	1.4	1.3	0.2	0.0
50000 < 70000	21.4	20.2	6.1	3.5	5.4	21.4	1.8	1.7	0.2	0.0
70000 < 75000	4.8	4.7	1.7	0.8	1.2	4.8	0.3	0.3	0.0	0.0
75000 < 80000	4.8	4.6	1.6	0.9	1.3	4.8	0.3	0.3	0.0	0.0
80000 < 100000	14.9	14.7	5.6	3.1	4.1	14.9	0.4	0.4	0.0	0.0
100000 < 150000	21.6	21.2	10.2	6.5	7.1	21.6	0.0	0.0	0.0	0.0
150000 < 200000	10.0	9.9	5.7	4.1	3.9	10.0	0.0	0.0	0.0	0.0
200000 < 500000	11.2	11.1	7.8	6.2	5.3	11.2	0.0	0.0	0.0	0.0
500000 < 1000000	1.2	1.2	1.0	0.8	0.7	1.2	0.0	0.0	0.0	0.0
1000000 < 1500000	0.0	0.0	0.0	0.0	0.0	0.0	0.0	0.0	0.0	0.0
1500000 < 2000000	0.0	0.0	0.0	0.0	0.0	0.0	0.0	0.0	0.0	0.0
2000000 < 5000000	0.0	0.0	0.0	0.0	0.0	0.0	0.0	0.0	0.0	0.0
5000000 < 10000000	0.0	0.0	0.0	0.0	0.0	0.0	0.0	0.0	0.0	0.0
At least 10000000	0.0	0.0	0.0	0.0	0.0	0.0	0.0	0.0	0.0	0.0
Total	1,258.8	890.1	300.1	210.3	494.8	1,230.1	264.5	228.1	148.1	106.0
Taxable										
= 0										
0 < 5000										
5000 < 10000										
10000 < 15000	151.2	130.4	23.5	18.1	41.0	151.2	14.7	14.2	1.8	0.0
15000 < 20000	128.9	109.5	23.7	17.5	37.8	128.9	16.4	15.9	1.9	0.0
20000 < 25000	151.9	125.6	34.3	24.3	52.9	151.9	27.1	26.5	2.3	0.0
25000 < 30000	146.5	123.0	35.1	24.5	51.6	146.5	26.5	26.0	2.0	0.0
30000 < 35000	148.4	127.5	36.5	24.7	51.6	148.4	25.0	24.5	1.8	0.0
35000 < 40000	143.9	125.8	36.9	24.7	50.7	143.9	23.0	22.6	1.4	0.0
40000 < 50000	258.9	228.8	73.7	48.8	96.4	258.9	39.8	39.0	2.3	0.0
50000 < 70000	407.3	368.2	139.8	91.4	165.9	407.3	57.9	56.8	3.0	0.0
70000 < 75000	79.4	72.6	30.9	20.8	35.4	79.4	11.0	10.8	0.5	0.0
75000 < 80000	72.3	66.2	29.7	20.2	33.4	72.3	10.1	9.9	0.5	0.0
80000 < 100000	219.6	212.1	89.7	59.2	95.4	219.6	8.0	7.8	0.4	0.0
100000 < 150000	396.5	368.6	211.3	157.3	221.4	396.5	0.4	0.0	0.4	0.0
150000 < 200000	196.6	185.7	121.9	98.7	122.6	196.6	0.2	0.0	0.2	0.0
200000 < 500000	223.6	208.3	166.2	149.6	168.6	223.6	0.1	0.0	0.1	0.0
500000 < 1000000	36.4	32.3	32.4	30.2	32.8	36.4	0.0	0.0	0.0	0.0
1000000 < 1500000	8.2	7.1	7.7	7.2	7.6	8.2	0.0	0.0	0.0	0.0
1500000 < 2000000	3.1	2.6	3.0	2.8	3.0	3.1	0.0	0.0	0.0	0.0
2000000 < 5000000	4.2	3.6	4.1	3.9	4.0	4.2	0.0	0.0	0.0	0.0
5000000 < 10000000	0.9	0.7	0.9	0.8	0.9	0.9	0.0	0.0	0.0	0.0
At least 10000000	0.4	0.3	0.4	0.4	0.4	0.4	0.0	0.0	0.0	0.0
Total	2,778.3	2,498.9	1,101.8	825.0	1,273.5	2,778.3	260.2	253.8	18.6	0.0
Total	4,037.2	3,388.9	1,401.9	1,035.3	1,768.3	4,008.5	524.7	481.9	166.6	106.0

Statistics of Income 2015: New Jersey Income Tax Returns fo 2013

Table 1.12a Income Source by Gross Income Level: At least one filer aged 65 or older (Amounts, 000\$)

New Jersey Gross Income Level	Gross Income	Employee Compensation	Interest	Dividends	Other Income	Total Income	Total Exclusions Exclusions	Pension Exclusion	Other Retirement Income Exclusion	Excess Retirement Income Exclusion
Nontaxable										
= 0	0.0	9,511.0	59,236.4	73,284.1	750,645.4	892,677.0	1,606,958.3	655,339.5	951,618.8	714,281.3
0 < 5000	108,698.9	16,824.5	31,779.8	51,062.2	609,262.6	708,929.2	600,230.3	505,037.6	95,192.7	0.0
5000 < 10000	353,813.7	93,883.7	34,847.0	61,307.5	737,798.9	927,837.1	574,023.5	512,869.2	61,154.3	0.0
10000 < 15000	349,711.1	92,982.9	26,487.9	48,066.9	556,585.5	724,123.1	374,412.0	341,454.5	32,957.5	0.0
15000 < 20000	377,137.6	113,006.5	20,942.3	37,889.6	496,257.1	668,095.5	290,958.0	272,187.5	18,770.4	0.0
20000 < 25000	125,396.9	31,227.2	8,094.3	18,010.6	145,574.6	202,906.8	77,509.8	70,242.9	7,266.9	0.0
25000 < 30000	82,492.7	23,707.7	4,492.4	10,918.8	81,840.8	120,959.6	38,466.9	34,882.7	3,584.3	0.0
30000 < 35000	53,972.1	15,497.7	2,890.4	6,801.8	48,902.7	74,092.6	20,120.5	17,802.3	2,318.2	0.0
35000 < 40000	41,142.9	13,575.6	1,796.6	4,962.7	33,824.3	54,159.2	13,016.3	11,352.0	1,664.3	0.0
40000 < 50000	71,812.0	27,508.1	2,618.8	6,797.4	52,918.3	89,842.5	18,030.5	16,325.3	1,705.2	0.0
50000 < 70000	130,026.7	67,986.6	3,761.3	10,070.7	69,116.0	150,934.5	20,907.8	18,732.4	2,175.4	0.0
70000 < 75000	31,293.9	20,640.0	510.1	1,884.4	11,864.1	34,898.6	3,604.8	3,294.7	310.0	0.0
75000 < 80000	30,844.3	20,663.5	301.1	1,288.9	11,620.7	33,874.2	3,029.9	2,778.1	251.8	0.0
80000 < 100000	57,402.2	48,566.4	567.9	1,023.5	9,278.8	59,436.6	2,034.5	1,830.6	203.9	0.0
100000 < 150000	122,084.1	83,177.8	1,916.5	4,894.1	32,131.6	122,120.1	36.0	0.0	36.0	0.0
150000 < 200000	54,334.6	40,736.2	528.4	1,455.0	11,623.9	54,343.6	9.0	0.0	9.0	0.0
200000 < 500000	73,155.0	55,394.6	477.5	898.2	16,384.7	73,155.0	0.0	0.0	0.0	0.0
500000 < 1000000	10,119.2	6,782.5	35.7	262.9	3,038.0	10,119.2	0.0	0.0	0.0	0.0
1000000 < 1500000	3,704.0	73.3	8.2	18.4	3,604.1	3,704.0	0.0	0.0	0.0	0.0
1500000 < 2000000	0.0	0.0	0.0	0.0	0.0	0.0	0.0	0.0	0.0	0.0
2000000 < 5000000	11,799.7	0.0	1,246.0	2.2	10,557.5	11,805.7	6.0	0.0	6.0	0.0
5000000 < 10000000	17,898.1	232.5	86.9	111.0	17,467.7	17,898.1	0.0	0.0	0.0	0.0
At least 10000000	0.0	0.0	0.0	0.0	0.0	0.0	0.0	0.0	0.0	0.0
Total	2,106,839.5	781,978.2	202,625.8	341,010.9	3,710,297.3	5,035,912.2	3,643,354.1	2,464,129.3	1,179,224.8	714,281.3
Taxable										
= 0	0.0	0.0	0.0	0.0	0.0	0.0	0.0	0.0	0.0	0.0
0 < 5000	0.0	0.0	0.0	0.0	0.0	0.0	0.0	0.0	0.0	0.0
5000 < 10000	0.0	0.0	0.0	0.0	0.0	0.0	0.0	0.0	0.0	0.0
10000 < 15000	216,393.3	75,621.3	11,431.7	22,226.0	275,025.1	384,304.1	167,910.8	154,795.6	13,115.2	0.0
15000 < 20000	320,069.3	94,673.7	15,702.9	36,099.8	368,886.2	515,362.6	195,293.3	180,531.6	14,761.7	0.0
20000 < 25000	673,623.2	212,188.5	29,225.4	60,003.3	733,919.9	1,035,334.2	361,711.0	342,341.4	19,369.6	0.0
25000 < 30000	795,368.7	257,736.3	30,870.9	66,621.0	796,784.6	1,152,012.9	356,644.2	339,651.7	16,992.5	0.0
30000 < 35000	883,037.6	305,867.8	31,438.7	69,918.6	808,564.5	1,215,789.7	332,752.1	317,802.7	14,949.4	0.0
35000 < 40000	928,503.2	332,656.0	30,664.6	69,120.9	798,315.6	1,230,757.1	302,253.9	290,493.9	11,760.0	0.0
40000 < 50000	1,902,518.7	712,760.3	57,365.0	138,924.3	1,510,161.8	2,419,211.4	516,692.7	496,698.1	19,994.6	0.0
50000 < 70000	3,627,660.7	1,469,068.0	100,022.0	250,594.1	2,555,717.8	4,375,401.8	747,741.1	722,211.5	25,529.6	0.0
70000 < 75000	821,471.0	337,325.9	23,481.6	57,975.8	544,201.5	962,984.9	141,513.9	137,109.8	4,404.0	0.0
75000 < 80000	807,562.9	337,881.7	22,513.5	56,293.5	520,881.6	937,570.2	130,007.4	125,888.6	4,118.8	0.0
80000 < 100000	1,160,398.8	826,760.4	19,444.2	47,419.4	314,941.2	1,208,565.2	48,166.4	45,602.1	2,564.3	0.0
100000 < 150000	6,619,592.2	2,629,644.9	144,103.8	414,979.8	3,431,982.6	6,620,711.1	1,118.9	0.0	1,118.9	0.0
150000 < 200000	3,927,600.3	1,680,451.7	85,164.3	265,167.1	1,897,179.4	3,927,962.6	362.3	0.0	362.3	0.0
200000 < 500000	7,915,750.0	3,279,018.9	192,136.1	576,640.7	3,868,323.4	7,916,119.0	369.0	0.0	369.0	0.0
500000 < 1000000	3,277,341.8	1,167,567.7	94,237.4	248,445.9	1,767,120.8	3,277,371.8	30.0	0.0	30.0	0.0
1000000 < 1500000	1,396,948.0	484,603.7	39,982.6	89,492.4	782,869.3	1,396,948.0	0.0	0.0	0.0	0.0
1500000 < 2000000	763,603.6	211,181.8	25,357.3	48,492.9	478,580.7	763,612.6	9.0	0.0	9.0	0.0
2000000 < 5000000	1,990,134.2	531,536.6	60,710.7	142,750.4	1,255,136.5	1,990,134.2	0.0	0.0	0.0	0.0
5000000 < 10000000	1,047,497.1	197,662.7	38,345.1	74,106.4	737,382.9	1,047,497.1	0.0	0.0	0.0	0.0
At least 10000000	2,100,605.0	298,714.1	45,707.4	143,685.4	1,612,498.2	2,100,605.0	0.0	0.0	0.0	0.0
Total	41,175,679.5	15,442,922.1	1,097,905.1	2,878,957.9	25,058,470.5	44,478,255.5	3,302,576.0	3,153,127.0	149,449.0	0.0
Total	43,282,519.0	16,224,900.3	1,300,530.9	3,219,968.8	28,768,767.8	49,514,167.8	6,945,930.1	5,617,256.3	1,328,673.7	714,281.3

Statistics of Income 2015: New Jersey Income Tax Returns fo 2013

Table 1.12b Income Source by Gross Income Level: At least one filer aged 65 or older (Returns, 000s)

New Jersey Gross Income Level	Gross Income	Employee Compensation	Interest	Dividends	Other Income	Total Income	Total Exclusions Exclusions	Pension Exclusion	Other Retirement Income Exclusion	Excess Retirement Income Exclusion
Nontaxable										
= 0	113.9	8.1	69.7	42.6	96.3	107.7	111.1	85.2	109.3	99.5
0 < 5000	43.5	7.1	28.1	18.9	40.0	43.5	38.7	36.8	14.2	0.0
5000 < 10000	47.3	15.4	28.3	19.8	41.8	47.3	38.8	37.5	7.4	0.0
10000 < 15000	28.3	10.0	18.3	13.5	25.6	28.3	23.7	23.0	3.6	0.0
15000 < 20000	21.7	8.9	14.0	10.2	19.2	21.7	17.7	17.3	1.9	0.0
20000 < 25000	5.6	2.0	3.9	3.3	5.0	5.6	4.7	4.6	0.7	0.0
25000 < 30000	3.0	1.1	2.0	1.7	2.6	3.0	2.4	2.3	0.4	0.0
30000 < 35000	1.7	0.6	1.1	0.9	1.4	1.7	1.3	1.2	0.2	0.0
35000 < 40000	1.1	0.4	0.8	0.6	0.9	1.1	0.9	0.8	0.1	0.0
40000 < 50000	1.6	0.7	1.1	0.9	1.3	1.6	1.2	1.2	0.2	0.0
50000 < 70000	2.2	1.2	1.5	1.1	1.7	2.2	1.5	1.5	0.2	0.0
70000 < 75000	0.4	0.3	0.3	0.2	0.3	0.4	0.3	0.3	0.0	0.0
75000 < 80000	0.4	0.3	0.2	0.2	0.3	0.4	0.3	0.2	0.0	0.0
80000 < 100000	0.7	0.6	0.4	0.2	0.4	0.7	0.3	0.3	0.0	0.0
100000 < 150000	1.0	0.7	0.7	0.5	0.7	1.0	0.0	0.0	0.0	0.0
150000 < 200000	0.3	0.3	0.2	0.2	0.2	0.3	0.0	0.0	0.0	0.0
200000 < 500000	0.3	0.2	0.2	0.2	0.2	0.3	0.0	0.0	0.0	0.0
500000 < 1000000	0.0	0.0	0.0	0.0	0.0	0.0	0.0	0.0	0.0	0.0
1000000 < 1500000	0.0	0.0	0.0	0.0	0.0	0.0	0.0	0.0	0.0	0.0
1500000 < 2000000										
2000000 < 5000000	0.0	0.0	0.0	0.0	0.0	0.0	0.0	0.0	0.0	0.0
5000000 < 10000000	0.0	0.0	0.0	0.0	0.0	0.0	0.0	0.0	0.0	0.0
At least 10000000										
Total	273.0	58.0	171.0	115.1	238.1	266.9	242.9	212.0	138.3	99.5
Taxable										
= 0										
0 < 5000										
5000 < 10000										
10000 < 15000	17.2	7.1	9.3	6.4	14.0	17.2	13.0	12.7	1.6	0.0
15000 < 20000	18.3	6.7	11.1	8.1	15.6	18.3	14.6	14.2	1.7	0.0
20000 < 25000	29.9	12.6	19.0	14.1	26.0	29.9	24.3	23.7	2.1	0.0
25000 < 30000	28.9	12.8	19.0	14.2	25.2	28.9	23.5	23.1	1.9	0.0
30000 < 35000	27.2	12.9	18.1	13.7	23.5	27.2	21.8	21.4	1.6	0.0
35000 < 40000	24.8	12.2	16.7	12.9	21.6	24.8	19.9	19.5	1.2	0.0
40000 < 50000	42.5	22.1	29.3	23.1	36.9	42.5	33.8	33.2	2.0	0.0
50000 < 70000	61.2	34.9	43.7	35.4	53.4	61.2	48.2	47.4	2.5	0.0
70000 < 75000	11.3	6.7	8.4	6.9	10.0	11.3	8.9	8.8	0.4	0.0
75000 < 80000	10.4	6.3	7.7	6.5	9.2	10.4	8.2	8.0	0.4	0.0
80000 < 100000	13.2	10.9	9.0	7.1	9.6	13.2	5.9	5.7	0.3	0.0
100000 < 150000	54.6	34.8	43.1	37.6	50.2	54.6	0.2	0.0	0.2	0.0
150000 < 200000	22.9	15.9	18.8	17.2	21.4	22.9	0.1	0.0	0.1	0.0
200000 < 500000	27.4	19.6	24.0	22.6	26.3	27.4	0.1	0.0	0.1	0.0
500000 < 1000000	4.8	3.4	4.5	4.3	4.7	4.8	0.0	0.0	0.0	0.0
1000000 < 1500000	1.2	0.9	1.1	1.1	1.2	1.2	0.0	0.0	0.0	0.0
1500000 < 2000000	0.4	0.3	0.4	0.4	0.4	0.4	0.0	0.0	0.0	0.0
2000000 < 5000000	0.7	0.5	0.7	0.6	0.7	0.7	0.0	0.0	0.0	0.0
5000000 < 10000000	0.2	0.1	0.2	0.1	0.2	0.2	0.0	0.0	0.0	0.0
At least 10000000	0.1	0.1	0.1	0.1	0.1	0.1	0.0	0.0	0.0	0.0
Total	397.2	220.7	284.2	232.4	350.2	397.2	222.4	217.8	16.1	0.0
Total	670.3	278.7	455.2	347.5	588.2	664.1	465.3	429.8	154.4	99.5

Statistics of Income 2015: New Jersey Income Tax Returns to 2013

Table 1.13a Income Source by Gross Income Level: No filer over age 65 (Amounts, 000\$)

New Jersey Gross Income Level	Gross Income	Employee Compensation	Interest	Dividends	Other Income	Total Income	Total Exclusions	Pension Exclusion	Other Retirement Income Exclusion	Excess Retirement Income Exclusion
Nontaxable										
= 0	0.0	2,136.0	2,227.8	3,376.9	43,581.2	51,321.9	112,658.6	34,398.2	78,260.4	61,336.7
0 < 5000	672,492.1	556,853.8	8,950.4	20,731.4	133,584.3	720,119.9	47,627.9	41,613.7	6,014.2	0.0
5000 < 10000	1,866,581.1	1,548,372.7	9,482.7	22,500.9	329,562.1	1,909,918.4	43,337.3	39,541.8	3,795.6	0.0
10000 < 15000	1,279,296.4	873,365.6	3,637.5	5,532.5	422,577.2	1,305,112.7	25,816.3	23,887.1	1,929.2	0.0
15000 < 20000	1,677,065.8	1,329,718.3	3,704.9	4,978.5	361,670.0	1,700,071.7	23,005.9	21,365.5	1,640.3	0.0
20000 < 25000	1,311,310.7	1,147,395.3	1,464.5	2,333.8	164,078.1	1,315,271.8	3,961.1	3,423.7	537.4	0.0
25000 < 30000	1,210,415.8	1,068,642.3	1,350.7	1,700.3	141,298.8	1,212,992.1	2,576.3	2,232.5	343.8	0.0
30000 < 35000	840,414.8	737,217.4	770.7	1,449.2	102,194.9	841,632.1	1,217.2	1,023.2	194.1	0.0
35000 < 40000	477,480.1	407,974.9	702.1	938.5	68,729.4	478,344.9	864.9	828.9	35.9	0.0
40000 < 50000	545,216.1	498,219.3	691.2	1,367.2	46,307.6	546,585.3	1,369.2	1,261.4	107.9	0.0
50000 < 70000	1,147,509.4	1,115,292.1	1,099.2	1,701.4	31,639.4	1,149,732.0	2,222.7	2,113.4	109.3	0.0
70000 < 75000	318,464.9	311,799.0	340.0	480.9	6,262.5	318,882.4	417.5	396.5	21.0	0.0
75000 < 80000	337,953.6	331,187.8	343.6	461.3	6,435.0	338,427.7	474.1	425.0	49.2	0.0
80000 < 100000	1,273,125.4	1,245,010.6	1,360.2	2,206.0	25,189.9	1,273,766.8	641.4	602.4	39.0	0.0
100000 < 150000	2,509,278.4	2,452,417.9	3,135.9	4,563.3	49,212.3	2,509,329.4	51.0	0.0	51.0	0.0
150000 < 200000	1,657,146.4	1,613,035.0	2,183.1	3,836.3	38,104.0	1,657,158.4	12.0	0.0	12.0	0.0
200000 < 500000	3,112,354.3	3,007,151.9	4,206.2	7,853.1	93,149.2	3,112,360.3	6.0	0.0	6.0	0.0
500000 < 1000000	722,865.1	669,939.1	791.3	1,897.0	50,237.8	722,865.1	0.0	0.0	0.0	0.0
1000000 < 1500000	27,776.4	18,396.4	38.4	35.0	9,306.6	27,776.4	0.0	0.0	0.0	0.0
1500000 < 2000000	16,548.3	9,575.3	193.4	85.8	6,693.9	16,548.3	0.0	0.0	0.0	0.0
2000000 < 5000000	82,751.7	63,779.7	88.4	332.0	18,551.5	82,751.7	0.0	0.0	0.0	0.0
5000000 < 10000000	16,757.5	16,736.2	4.5	9.5	7.4	16,757.5	0.0	0.0	0.0	0.0
At least 10000000	110,324.3	4,857.5	95.3	28.1	105,343.4	110,324.3	0.0	0.0	0.0	0.0
Total	21,213,128.6	19,029,074.1	46,861.9	88,398.8	2,253,716.4	21,418,051.2	266,259.3	173,113.0	93,146.3	61,336.7
Taxable										
= 0	-	-	-	-	-	-	-	-	-	-
0 < 5000	-	-	-	-	-	-	-	-	-	-
5000 < 10000	-	-	-	-	-	-	-	-	-	-
10000 < 15000	1,661,064.7	1,463,911.2	5,796.9	16,240.0	193,595.6	1,679,543.8	18,479.1	17,342.3	1,136.8	0.0
15000 < 20000	1,925,208.0	1,717,872.1	6,327.6	14,188.1	207,405.9	1,945,793.8	20,585.8	19,410.4	1,175.4	0.0
20000 < 25000	2,736,316.6	2,424,035.7	8,007.5	16,445.6	324,397.1	2,772,885.8	36,569.3	35,015.9	1,553.3	0.0
25000 < 30000	3,236,564.3	2,900,178.4	8,312.0	17,905.1	348,860.3	3,275,255.8	38,691.4	37,165.2	1,526.3	0.0
30000 < 35000	3,936,019.4	3,556,127.3	9,407.5	18,953.7	392,015.6	3,976,504.0	40,484.6	38,704.5	1,780.1	0.0
35000 < 40000	4,465,659.0	4,052,122.8	10,309.3	20,302.4	422,930.8	4,505,665.3	40,006.4	38,394.4	1,611.9	0.0
40000 < 50000	9,703,907.1	8,767,168.1	22,676.7	43,296.9	946,324.0	9,779,465.8	75,558.7	73,207.2	2,351.4	0.0
50000 < 70000	20,564,066.0	18,611,523.7	49,481.2	98,553.1	1,929,270.2	20,688,828.3	124,762.3	120,844.0	3,918.3	0.0
70000 < 75000	4,929,899.8	4,441,158.1	11,814.2	24,963.5	479,665.1	4,957,601.0	27,701.2	27,047.4	653.8	0.0
75000 < 80000	4,790,890.8	4,299,711.1	12,689.5	26,218.2	478,012.6	4,816,631.4	25,740.6	25,037.7	702.9	0.0
80000 < 100000	18,481,852.4	16,703,995.9	45,654.7	98,425.3	1,647,056.1	18,495,132.1	13,279.7	12,629.8	649.9	0.0
100000 < 150000	41,809,944.9	37,154,906.8	117,000.2	273,428.8	4,265,594.4	41,810,930.3	985.3	0.0	985.3	0.0
150000 < 200000	29,904,285.1	26,256,362.3	91,999.4	240,410.4	3,315,980.6	29,904,752.7	467.6	0.0	467.6	0.0
200000 < 500000	55,945,290.4	45,052,099.4	276,043.9	760,805.9	9,856,680.3	55,945,629.4	339.0	0.0	339.0	0.0
500000 < 1000000	21,334,211.2	14,362,713.4	174,476.6	433,398.8	6,363,660.2	21,334,249.0	37.7	0.0	37.7	0.0
1000000 < 1500000	8,420,283.7	5,120,322.6	77,770.5	185,431.9	3,036,758.7	8,420,283.7	0.0	0.0	0.0	0.0
1500000 < 2000000	4,621,825.1	2,569,650.4	45,937.8	110,051.0	1,896,201.0	4,621,840.1	15.0	0.0	15.0	0.0
2000000 < 5000000	10,439,820.9	5,388,258.4	109,759.3	252,694.5	4,689,108.8	10,439,820.9	0.0	0.0	0.0	0.0
5000000 < 10000000	4,839,371.0	2,052,062.4	53,440.6	109,076.3	2,624,791.7	4,839,371.0	0.0	0.0	0.0	0.0
At least 10000000	9,977,446.5	2,457,873.8	59,377.7	94,548.2	7,365,646.8	9,977,446.5	0.0	0.0	0.0	0.0
Total	263,723,926.9	209,352,053.9	1,196,283.3	2,855,337.8	50,783,955.7	264,187,630.7	463,703.7	444,798.9	18,904.8	0.0
Total	284,937,055.6	228,381,128.0	1,243,145.2	2,943,736.6	53,037,672.1	285,605,681.8	729,963.0	617,912.0	112,051.0	61,336.7

Statistics of Income 2015: New Jersey Income Tax Returns to 2013

Table 1.13b Income Source by Gross Income Level: No filer over age 65 (Returns, 000s)

New Jersey Gross Income Level	Gross Income	Employee Compensation	Interest	Dividends	Other Income	Total Income	Total Exclusions Exclusions	Pension Exclusion	Other Retirement Income Exclusion	Excess Retirement Income Exclusion
Nontaxable										
= 0	30.9	1.6	3.3	2.0	6.4	8.4	9.1	4.5	8.1	6.5
0 < 5000	267.4	222.2	36.5	36.0	56.5	267.4	3.9	3.5	0.8	0.0
5000 < 10000	249.7	219.7	23.8	20.7	60.4	249.7	3.5	3.3	0.4	0.0
10000 < 15000	102.6	79.5	7.0	3.3	42.4	102.6	1.9	1.8	0.2	0.0
15000 < 20000	96.5	82.3	7.1	3.1	28.9	96.5	1.6	1.6	0.1	0.0
20000 < 25000	58.5	53.7	4.3	1.8	13.0	58.5	0.3	0.3	0.0	0.0
25000 < 30000	44.5	41.3	3.9	1.6	10.2	44.5	0.2	0.2	0.0	0.0
30000 < 35000	26.1	24.2	2.8	1.2	6.8	26.1	0.1	0.1	0.0	0.0
35000 < 40000	12.8	11.8	2.0	0.9	4.0	12.8	0.1	0.1	0.0	0.0
40000 < 50000	12.2	11.7	2.2	1.2	2.9	12.2	0.1	0.1	0.0	0.0
50000 < 70000	19.2	19.0	4.7	2.3	3.7	19.2	0.3	0.2	0.0	0.0
70000 < 75000	4.4	4.4	1.4	0.6	0.9	4.4	0.1	0.0	0.0	0.0
75000 < 80000	4.4	4.3	1.4	0.7	1.0	4.4	0.0	0.0	0.0	0.0
80000 < 100000	14.2	14.1	5.2	2.9	3.7	14.2	0.1	0.1	0.0	0.0
100000 < 150000	20.6	20.5	9.4	6.0	6.4	20.6	0.0	0.0	0.0	0.0
150000 < 200000	9.7	9.6	5.5	3.9	3.7	9.7	0.0	0.0	0.0	0.0
200000 < 500000	11.0	10.9	7.6	6.0	5.1	11.0	0.0	0.0	0.0	0.0
500000 < 1000000	1.2	1.2	1.0	0.8	0.7	1.2	0.0	0.0	0.0	0.0
1000000 < 1500000	0.0	0.0	0.0	0.0	0.0	0.0	0.0	0.0	0.0	0.0
1500000 < 2000000	0.0	0.0	0.0	0.0	0.0	0.0	0.0	0.0	0.0	0.0
2000000 < 5000000	0.0	0.0	0.0	0.0	0.0	0.0	0.0	0.0	0.0	0.0
5000000 < 10000000	0.0	0.0	0.0	0.0	0.0	0.0	0.0	0.0	0.0	0.0
At least 10000000	0.0	0.0	0.0	0.0	0.0	0.0	0.0	0.0	0.0	0.0
Total	985.8	832.0	129.1	95.2	256.7	963.2	21.6	16.1	9.8	6.5
Taxable										
= 0	0.0	0.0	0.0	0.0	0.0	0.0	0.0	0.0	0.0	0.0
0 < 5000	0.0	0.0	0.0	0.0	0.0	0.0	0.0	0.0	0.0	0.0
5000 < 10000	0.0	0.0	0.0	0.0	0.0	0.0	0.0	0.0	0.0	0.0
10000 < 15000	134.1	123.3	14.2	11.8	27.0	134.1	1.6	1.5	0.1	0.0
15000 < 20000	110.6	102.8	12.6	9.4	22.2	110.6	1.7	1.7	0.2	0.0
20000 < 25000	121.9	113.0	15.3	10.2	26.9	121.9	2.9	2.7	0.2	0.0
25000 < 30000	117.6	110.2	16.1	10.3	26.3	117.6	3.0	2.9	0.2	0.0
30000 < 35000	121.2	114.6	18.4	11.0	28.1	121.2	3.2	3.0	0.2	0.0
35000 < 40000	119.2	113.5	20.2	11.8	29.2	119.2	3.2	3.1	0.2	0.0
40000 < 50000	216.4	206.7	44.5	25.7	59.5	216.4	6.0	5.8	0.3	0.0
50000 < 70000	346.1	333.4	96.1	56.0	112.5	346.1	9.7	9.4	0.5	0.0
70000 < 75000	68.0	65.9	22.5	13.8	25.4	68.0	2.1	2.0	0.1	0.0
75000 < 80000	61.8	59.9	21.9	13.7	24.2	61.8	1.9	1.8	0.1	0.0
80000 < 100000	206.4	201.2	80.7	52.1	85.8	206.4	2.1	2.0	0.1	0.0
100000 < 150000	342.0	333.7	168.2	119.7	171.2	342.0	0.2	0.0	0.2	0.0
150000 < 200000	173.8	169.8	103.1	81.5	101.2	173.8	0.1	0.0	0.1	0.0
200000 < 500000	196.2	188.7	142.2	127.0	142.4	196.2	0.1	0.0	0.1	0.0
500000 < 1000000	31.6	28.9	27.8	25.9	28.1	31.6	0.0	0.0	0.0	0.0
1000000 < 1500000	7.0	6.2	6.6	6.1	6.5	7.0	0.0	0.0	0.0	0.0
1500000 < 2000000	2.7	2.3	2.5	2.4	2.5	2.7	0.0	0.0	0.0	0.0
2000000 < 5000000	3.5	3.1	3.4	3.2	3.4	3.5	0.0	0.0	0.0	0.0
5000000 < 10000000	0.7	0.6	0.7	0.7	0.7	0.7	0.0	0.0	0.0	0.0
At least 10000000	0.4	0.3	0.4	0.3	0.4	0.4	0.0	0.0	0.0	0.0
Total	2,381.1	2,278.2	817.5	592.5	923.3	2,381.1	37.8	36.0	2.5	0.0
Total	3,366.9	3,110.2	946.7	687.8	1,180.1	3,344.4	59.4	52.1	12.2	6.5

Statistics of Income 2015: New Jersey Income Tax Returns fo 2013

Table 1.14a Income Source by Gross Income Level: Married, Joint Filers (Amounts, 000\$)

New Jersey Gross Income Level	Gross Income	Employee Compensation	Interest	Dividends	Other Income	Total Income	Total Exclusions	Pension Exclusion	Other Retirement	Excess Retirement
									Income Exclusion	Income Exclusion
Nontaxable										
= 0	0.0	4,030.2	22,007.9	22,526.4	310,774.7	359,339.2	640,387.0	270,208.5	370,178.6	281,047.8
0 < 5000	55,058.2	17,175.6	12,190.7	14,741.5	253,508.4	297,616.2	242,558.0	209,299.0	33,259.0	0.0
5000 < 10000	218,870.6	93,423.2	13,893.3	19,746.7	345,052.1	472,115.3	253,244.7	231,854.0	21,390.7	0.0
10000 < 15000	476,777.2	229,630.4	16,345.8	24,680.1	465,513.0	736,169.1	259,392.0	242,461.7	16,930.3	0.0
15000 < 20000	741,276.4	388,726.0	17,441.0	27,431.5	560,098.9	993,697.4	252,421.1	239,440.1	12,980.9	0.0
20000 < 25000	399,775.2	243,565.7	6,493.0	12,529.4	198,071.2	460,659.3	60,884.1	56,111.5	4,772.6	0.0
25000 < 30000	430,455.6	299,245.2	3,690.0	6,934.8	148,408.5	458,278.5	27,822.9	25,855.4	1,967.4	0.0
30000 < 35000	374,208.6	276,767.0	2,025.2	4,090.5	103,595.1	386,477.8	12,269.2	11,021.6	1,247.6	0.0
35000 < 40000	278,759.1	207,927.3	1,238.5	2,470.6	74,177.3	285,813.7	7,054.5	6,520.1	534.5	0.0
40000 < 50000	220,410.4	165,972.6	1,415.4	2,934.8	59,428.8	229,751.5	9,341.1	8,822.0	519.2	0.0
50000 < 70000	336,959.1	296,421.8	1,805.6	3,697.1	46,117.5	348,042.0	11,082.9	10,490.9	591.9	0.0
70000 < 75000	108,418.3	101,305.6	271.0	671.4	8,394.6	110,642.7	2,224.3	2,176.6	47.7	0.0
75000 < 80000	121,737.5	114,897.0	279.1	508.4	7,693.5	123,378.0	1,640.6	1,547.4	93.1	0.0
80000 < 100000	542,276.9	523,437.5	849.6	1,180.8	17,937.2	543,405.0	1,128.1	1,116.1	12.0	0.0
100000 < 150000	1,549,074.2	1,488,943.5	2,746.7	4,705.2	52,744.8	1,549,140.2	66.0	0.0	66.0	0.0
150000 < 200000	1,273,543.0	1,230,915.9	2,011.3	3,443.6	37,190.3	1,273,561.0	18.0	0.0	18.0	0.0
200000 < 500000	2,695,297.3	2,591,077.9	3,920.5	7,169.0	93,135.9	2,695,303.3	6.0	0.0	6.0	0.0
500000 < 1000000	667,642.6	615,700.7	763.4	2,051.3	49,127.2	667,642.6	0.0	0.0	0.0	0.0
1000000 < 1500000	17,272.1	8,445.6	12.4	19.1	8,795.0	17,272.1	0.0	0.0	0.0	0.0
1500000 < 2000000	10,147.1	4,742.3	191.9	80.0	5,132.9	10,147.1	0.0	0.0	0.0	0.0
2000000 < 5000000	77,409.7	53,505.4	85.9	333.4	23,485.1	77,409.7	0.0	0.0	0.0	0.0
5000000 < 10000000	23,469.1	10,910.2	4.3	97.8	12,456.7	23,469.1	0.0	0.0	0.0	0.0
At least 10000000	110,324.3	4,857.5	95.3	28.1	105,343.4	110,324.3	0.0	0.0	0.0	0.0
Total	10,729,162.4	8,971,623.9	109,777.9	162,071.3	2,986,182.0	12,229,655.1	1,781,540.5	1,316,925.0	464,615.5	281,047.8
Taxable										
= 0	0.0	0.0	0.0	0.0	0.0	0.0	0.0	0.0	0.0	0.0
0 < 5000	0.0	0.0	0.0	0.0	0.0	0.0	0.0	0.0	0.0	0.0
5000 < 10000	0.0	0.0	0.0	0.0	0.0	0.0	0.0	0.0	0.0	0.0
10000 < 15000	0.0	0.0	0.0	0.0	0.0	0.0	0.0	0.0	0.0	0.0
15000 < 20000	0.0	0.0	0.0	0.0	0.0	0.0	0.0	0.0	0.0	0.0
20000 < 25000	537,418.1	296,694.6	11,852.6	18,466.6	391,040.4	718,054.2	180,636.0	175,111.2	5,524.9	0.0
25000 < 30000	728,294.7	409,376.6	15,198.6	26,652.4	483,212.9	934,440.4	206,145.7	199,743.6	6,402.1	0.0
30000 < 35000	962,622.8	583,559.0	17,425.8	32,644.4	537,555.8	1,171,185.0	208,562.2	202,233.1	6,329.1	0.0
35000 < 40000	1,216,741.1	790,757.4	18,239.8	33,839.8	572,099.6	1,414,936.7	198,195.5	193,316.1	4,879.4	0.0
40000 < 50000	3,255,299.8	2,256,831.5	37,448.8	75,584.4	1,249,386.0	3,619,250.7	363,950.9	355,321.3	8,629.5	0.0
50000 < 70000	8,736,806.8	6,550,603.4	76,525.3	161,654.0	2,543,242.8	9,332,025.5	595,218.7	581,960.7	13,258.0	0.0
70000 < 75000	2,607,472.6	2,039,038.6	20,055.8	41,870.1	630,404.3	2,731,368.8	123,896.2	121,485.2	2,410.9	0.0
75000 < 80000	2,775,846.8	2,198,356.3	19,566.1	42,837.4	631,406.8	2,892,166.6	116,319.7	114,297.8	2,021.9	0.0
80000 < 100000	10,870,970.0	9,691,194.8	32,902.4	61,199.8	1,108,267.3	10,893,564.4	22,594.3	21,904.1	690.3	0.0
100000 < 150000	36,300,302.0	30,080,922.2	171,048.9	427,179.8	5,622,798.6	36,301,949.5	1,647.6	0.0	1,647.6	0.0
150000 < 200000	29,163,817.5	24,587,001.2	130,222.3	357,927.5	4,089,370.5	29,164,521.5	703.9	0.0	703.9	0.0
200000 < 500000	56,623,592.5	43,900,749.1	370,498.2	1,050,241.9	11,302,715.3	56,624,204.5	612.0	0.0	612.0	0.0
500000 < 1000000	21,932,632.0	14,171,174.0	225,807.4	572,843.9	6,962,874.5	21,932,699.8	67.7	0.0	67.7	0.0
1000000 < 1500000	8,819,429.0	5,177,046.9	105,292.8	240,137.9	3,296,951.4	8,819,429.0	0.0	0.0	0.0	0.0
1500000 < 2000000	4,805,772.2	2,553,496.4	61,220.6	136,065.9	2,055,007.3	4,805,790.2	18.0	0.0	18.0	0.0
2000000 < 5000000	11,203,522.4	5,495,697.5	143,372.4	345,840.0	5,218,612.5	11,203,522.4	0.0	0.0	0.0	0.0
5000000 < 10000000	5,150,578.0	2,059,973.3	76,543.2	145,637.1	2,868,424.5	5,150,578.0	0.0	0.0	0.0	0.0
At least 10000000	10,600,967.9	2,528,752.0	77,520.9	172,076.7	7,822,618.3	10,600,967.9	0.0	0.0	0.0	0.0
Total	216,292,086.5	155,371,224.8	1,610,741.8	3,942,699.6	57,385,988.7	218,310,654.9	2,018,568.4	1,965,373.1	53,195.3	0.0
Total	227,021,248.9	164,342,848.7	1,720,519.7	4,104,770.9	60,372,170.7	230,540,310.0	3,800,109.0	3,282,298.1	517,810.8	281,047.8

Statistics of Income 2015: New Jersey Income Tax Returns fo 2013

Table 1.14b Income Source by Gross Income Level: Married, Joint Filers (Returns, 000s)

New Jersey Gross Income Level	Gross Income	Employee Compensation	Interest	Dividends	Other Income	Total Income	Total Exclusions	Pension Exclusion	Other Retirement Income Exclusion	Excess Retirement Income Exclusion
Nontaxable										
= 0	40.1	3.6	23.8	13.8	32.4	35.7	36.8	28.7	36.0	32.8
0 < 5000	23.6	8.6	12.1	7.4	16.7	23.6	13.6	12.9	4.9	0.0
5000 < 10000	28.8	14.7	12.6	8.4	21.0	28.8	14.9	14.5	2.4	0.0
10000 < 15000	38.0	22.3	14.0	9.2	26.1	38.0	15.4	15.0	1.8	0.0
15000 < 20000	42.4	27.1	14.9	9.7	27.6	42.4	14.8	14.5	1.3	0.0
20000 < 25000	17.8	12.8	4.8	3.3	10.1	17.8	3.5	3.5	0.4	0.0
25000 < 30000	15.7	12.5	3.3	2.0	7.7	15.7	1.6	1.6	0.2	0.0
30000 < 35000	11.6	9.7	2.3	1.3	5.3	11.6	0.8	0.7	0.1	0.0
35000 < 40000	7.5	6.4	1.7	0.9	3.5	7.5	0.4	0.4	0.0	0.0
40000 < 50000	5.0	4.3	1.5	0.9	2.5	5.0	0.6	0.6	0.0	0.0
50000 < 70000	5.6	5.2	2.1	1.2	2.2	5.6	0.8	0.8	0.1	0.0
70000 < 75000	1.5	1.4	0.6	0.3	0.6	1.5	0.2	0.2	0.0	0.0
75000 < 80000	1.6	1.5	0.6	0.3	0.6	1.6	0.1	0.1	0.0	0.0
80000 < 100000	6.0	6.0	2.5	1.3	2.1	6.0	0.2	0.2	0.0	0.0
100000 < 150000	12.5	12.4	6.2	4.0	4.8	12.5	0.0	0.0	0.0	0.0
150000 < 200000	7.4	7.4	4.4	3.1	3.1	7.4	0.0	0.0	0.0	0.0
200000 < 500000	9.5	9.4	6.6	5.3	4.6	9.5	0.0	0.0	0.0	0.0
500000 < 1000000	1.1	1.1	0.9	0.8	0.6	1.1	0.0	0.0	0.0	0.0
1000000 < 1500000	0.0	0.0	0.0	0.0	0.0	0.0	0.0	0.0	0.0	0.0
1500000 < 2000000	0.0	0.0	0.0	0.0	0.0	0.0	0.0	0.0	0.0	0.0
2000000 < 5000000	0.0	0.0	0.0	0.0	0.0	0.0	0.0	0.0	0.0	0.0
5000000 < 10000000	0.0	0.0	0.0	0.0	0.0	0.0	0.0	0.0	0.0	0.0
At least 10000000	0.0	0.0	0.0	0.0	0.0	0.0	0.0	0.0	0.0	0.0
Total	275.8	166.2	115.0	73.3	171.6	271.4	103.7	93.7	47.2	32.8
Taxable										
= 0										
0 < 5000										
5000 < 10000										
10000 < 15000										
15000 < 20000										
20000 < 25000	23.8	15.9	10.1	6.6	15.5	23.8	10.6	10.5	0.6	0.0
25000 < 30000	26.5	18.2	12.0	8.1	17.4	26.5	12.2	12.0	0.6	0.0
30000 < 35000	29.6	21.7	13.0	8.9	18.7	29.6	12.3	12.2	0.6	0.0
35000 < 40000	32.4	25.1	13.6	9.2	19.4	32.4	11.8	11.7	0.5	0.0
40000 < 50000	72.3	59.2	29.0	19.6	41.4	72.3	21.8	21.6	0.8	0.0
50000 < 70000	145.6	126.6	60.9	41.0	80.7	145.6	36.0	35.6	1.2	0.0
70000 < 75000	36.0	32.4	15.5	10.6	19.6	36.0	7.5	7.4	0.2	0.0
75000 < 80000	35.8	32.5	15.9	10.9	19.4	35.8	7.0	6.9	0.2	0.0
80000 < 100000	120.9	118.2	50.2	32.7	57.4	120.9	4.3	4.2	0.1	0.0
100000 < 150000	294.6	277.6	157.7	116.8	168.2	294.6	0.3	0.0	0.3	0.0
150000 < 200000	169.3	162.5	104.4	84.0	104.4	169.3	0.1	0.0	0.1	0.0
200000 < 500000	198.3	188.2	147.3	132.7	148.6	198.3	0.1	0.0	0.1	0.0
500000 < 1000000	32.4	29.3	29.0	27.1	29.3	32.4	0.0	0.0	0.0	0.0
1000000 < 1500000	7.3	6.5	6.9	6.5	6.8	7.3	0.0	0.0	0.0	0.0
1500000 < 2000000	2.8	2.4	2.7	2.5	2.7	2.8	0.0	0.0	0.0	0.0
2000000 < 5000000	3.8	3.3	3.7	3.5	3.6	3.8	0.0	0.0	0.0	0.0
5000000 < 10000000	0.8	0.7	0.8	0.7	0.7	0.8	0.0	0.0	0.0	0.0
At least 10000000	0.4	0.3	0.4	0.4	0.4	0.4	0.0	0.0	0.0	0.0
Total	1,232.5	1,120.4	673.0	521.7	754.3	1,232.5	124.1	122.1	5.2	0.0
Total	1,508.4	1,286.6	788.0	595.0	925.9	1,503.9	227.8	215.9	52.4	32.8

Statistics of Income 2015: New Jersey Income Tax Returns fo 2013

Table 1.15a Income Source by Gross Income Level: Single Filers (Amounts, 000\$)

New Jersey Gross Income Level	Gross Income	Employee Compensation	Interest	Dividends	Other Income	Total Income	Total Exclusions Exclusions	Pension Exclusion	Other Retirement Income Exclusion	Excess Retirement Income Exclusion
Nontaxable										
= 0	0.0	6,835.7	38,219.6	52,744.6	462,396.5	560,196.5	1,030,845.0	401,332.1	629,512.9	470,648.5
0 < 5000	666,313.8	510,486.8	27,184.0	55,355.4	453,675.9	1,046,702.1	380,388.4	315,310.4	65,078.0	0.0
5000 < 10000	1,652,130.2	1,286,486.6	28,666.2	61,510.6	612,914.0	1,989,577.4	337,447.2	295,997.0	41,450.2	0.0
10000 < 15000	280,378.8	136,769.6	12,152.4	26,423.8	225,269.0	400,614.7	120,236.0	103,484.4	16,751.5	0.0
15000 < 20000	200,848.4	132,948.8	5,382.9	13,056.8	92,384.7	243,773.2	42,924.9	36,380.2	6,544.6	0.0
20000 < 25000	162,843.7	126,320.4	2,527.6	6,891.1	45,987.1	181,726.3	18,882.6	16,077.2	2,805.4	0.0
25000 < 30000	129,148.9	101,174.7	1,774.3	5,173.4	33,358.8	141,481.2	12,332.3	10,431.7	1,900.6	0.0
30000 < 35000	110,333.9	88,521.2	1,402.7	3,878.2	25,057.2	118,859.4	8,525.5	7,287.9	1,237.6	0.0
35000 < 40000	112,018.6	93,879.1	1,156.5	3,356.1	20,180.1	118,571.9	6,553.3	5,404.4	1,148.8	0.0
40000 < 50000	277,699.6	245,964.0	1,733.7	5,024.1	34,541.5	287,263.3	9,563.7	8,283.5	1,280.2	0.0
50000 < 70000	674,758.4	626,435.3	2,832.4	7,657.6	49,265.6	686,190.8	11,432.5	9,786.0	1,646.5	0.0
70000 < 75000	167,333.4	158,319.0	520.7	1,615.4	8,557.3	169,012.5	1,679.1	1,395.8	283.3	0.0
75000 < 80000	163,952.4	155,159.7	317.4	1,171.0	8,968.8	165,616.8	1,664.5	1,462.6	201.8	0.0
80000 < 100000	512,555.8	498,806.4	877.7	1,706.5	12,548.3	513,939.0	1,383.2	1,167.3	215.9	0.0
100000 < 150000	708,615.3	679,858.5	1,888.5	4,145.3	22,738.1	708,630.3	15.0	0.0	15.0	0.0
150000 < 200000	294,765.7	283,420.2	545.5	1,612.4	9,190.6	294,768.7	3.0	0.0	3.0	0.0
200000 < 500000	316,168.5	303,156.8	537.9	1,181.8	11,292.0	316,168.5	0.0	0.0	0.0	0.0
500000 < 1000000	35,674.0	33,806.9	35.1	61.5	1,770.5	35,674.0	0.0	0.0	0.0	0.0
1000000 < 15000000	11,707.3	8,550.6	32.8	16.6	3,107.2	11,707.3	0.0	0.0	0.0	0.0
1500000 < 20000000	4,860.3	3,292.0	1.5	5.8	1,561.0	4,860.3	0.0	0.0	0.0	0.0
2000000 < 50000000	8,974.5	3,118.5	1,247.5	0.8	4,613.7	8,980.5	6.0	0.0	6.0	0.0
5000000 < 100000000	11,186.6	6,058.5	87.1	22.6	5,018.4	11,186.6	0.0	0.0	0.0	0.0
At least 100000000	0.0	0.0	0.0	0.0	0.0	0.0	0.0	0.0	0.0	0.0
Total	6,502,267.7	5,489,369.4	129,124.0	252,611.5	2,144,396.3	8,015,501.2	1,983,882.1	1,213,800.6	770,081.5	470,648.5
Taxable										
= 0	0.0	0.0	0.0	0.0	0.0	0.0	0.0	0.0	0.0	0.0
0 < 5000	0.0	0.0	0.0	0.0	0.0	0.0	0.0	0.0	0.0	0.0
5000 < 10000	0.0	0.0	0.0	0.0	0.0	0.0	0.0	0.0	0.0	0.0
10000 < 15000	1,831,435.7	1,508,215.6	16,827.0	37,843.6	451,074.4	2,013,960.6	182,524.9	168,621.5	13,903.4	0.0
15000 < 20000	2,178,758.0	1,763,337.9	21,608.0	49,455.6	556,439.6	2,390,841.1	212,083.1	196,428.4	15,654.7	0.0
20000 < 25000	2,452,385.3	1,984,504.2	23,487.5	54,720.4	589,466.2	2,652,178.2	199,792.9	185,134.7	14,658.2	0.0
25000 < 30000	2,622,783.0	2,146,729.5	22,249.1	54,280.3	572,199.7	2,795,458.5	172,675.5	161,216.8	11,458.8	0.0
30000 < 35000	2,790,060.7	2,308,645.2	21,218.4	52,424.6	556,591.8	2,938,880.0	148,819.3	139,187.5	9,631.8	0.0
35000 < 40000	2,871,572.6	2,394,471.1	20,334.5	50,850.0	535,815.1	3,001,470.7	129,898.1	122,073.8	7,824.3	0.0
40000 < 50000	5,733,989.5	4,823,779.0	37,586.1	97,795.5	980,587.5	5,939,748.2	205,758.7	192,738.8	13,019.9	0.0
50000 < 70000	10,619,366.9	9,114,423.9	64,147.6	166,894.7	1,521,443.4	10,866,909.5	247,542.7	232,752.0	14,790.6	0.0
70000 < 75000	2,129,733.5	1,820,811.3	13,422.7	36,057.1	299,984.1	2,170,275.2	40,541.7	38,094.2	2,447.5	0.0
75000 < 80000	1,902,261.3	1,610,834.2	13,279.4	35,211.6	278,497.0	1,937,822.2	35,560.8	32,928.4	2,632.5	0.0
80000 < 100000	5,701,580.4	5,057,787.2	25,665.2	70,051.7	582,254.7	5,735,758.9	34,178.5	31,901.3	2,277.3	0.0
100000 < 150000	8,148,858.7	6,280,193.0	76,892.3	228,300.4	1,563,794.0	8,149,179.7	321.0	0.0	321.0	0.0
150000 < 200000	3,202,386.2	2,200,727.6	39,095.8	125,652.9	837,006.0	3,202,482.2	96.0	0.0	96.0	0.0
200000 < 500000	5,030,079.9	2,947,483.5	78,315.2	233,835.4	1,770,511.8	5,030,145.9	66.0	0.0	66.0	0.0
500000 < 1000000	1,798,088.3	860,400.6	30,757.2	88,472.2	818,458.2	1,798,088.3	0.0	0.0	0.0	0.0
1000000 < 15000000	657,884.4	252,666.0	10,045.7	26,518.0	368,654.8	657,884.4	0.0	0.0	0.0	0.0
1500000 < 20000000	348,064.9	125,902.3	6,360.2	17,420.4	198,388.0	348,070.9	6.0	0.0	6.0	0.0
2000000 < 50000000	795,388.2	249,839.2	18,702.1	35,923.3	490,923.5	795,388.2	0.0	0.0	0.0	0.0
5000000 < 100000000	552,450.1	136,642.6	9,358.2	31,819.1	374,630.1	552,450.1	0.0	0.0	0.0	0.0
At least 100000000	754,130.3	105,125.5	6,610.0	50,131.9	592,262.9	754,130.3	0.0	0.0	0.0	0.0
Total	62,121,257.8	47,692,519.3	555,962.2	1,543,658.7	13,938,982.9	63,731,123.1	1,609,865.3	1,501,077.3	108,788.0	0.0
Total	68,623,525.5	53,181,888.7	685,086.2	1,796,270.2	16,083,379.2	71,746,624.3	3,593,747.4	2,714,877.8	878,869.5	470,648.5

Statistics of Income 2015: New Jersey Income Tax Returns fo 2013

Table 1.15b Income Source by Gross Income Level: Single Filers (Returns, 000s)

New Jersey Gross Income Level	Gross Income	Employee Compensation	Interest	Dividends	Other Income	Total Income	Total Exclusions	Pension Exclusion	Other Retirement Income Exclusion	Excess Retirement Income Exclusion
Nontaxable										
= 0	95.8	5.6	47.5	29.7	67.1	76.4	79.1	58.4	77.3	69.6
0 < 5000	264.8	203.8	49.7	46.1	73.7	264.8	27.1	25.6	9.6	0.0
5000 < 10000	223.6	183.6	36.7	30.7	66.8	223.6	25.2	24.1	5.1	0.0
10000 < 15000	23.1	12.8	8.0	6.3	13.8	23.1	8.6	8.1	1.9	0.0
15000 < 20000	11.7	8.2	3.0	2.4	4.7	11.7	3.0	2.8	0.7	0.0
20000 < 25000	7.3	5.8	1.5	1.1	2.1	7.3	1.3	1.2	0.3	0.0
25000 < 30000	4.7	3.8	1.0	0.8	1.4	4.7	0.9	0.8	0.2	0.0
30000 < 35000	3.4	2.8	0.8	0.6	1.0	3.4	0.6	0.6	0.1	0.0
35000 < 40000	3.0	2.6	0.8	0.5	0.8	3.0	0.5	0.4	0.1	0.0
40000 < 50000	6.2	5.5	1.5	1.0	1.4	6.2	0.7	0.7	0.1	0.0
50000 < 70000	11.3	10.6	3.2	1.9	2.5	11.3	0.9	0.9	0.2	0.0
70000 < 75000	2.3	2.2	0.8	0.4	0.5	2.3	0.1	0.1	0.0	0.0
75000 < 80000	2.1	2.0	0.7	0.5	0.5	2.1	0.1	0.1	0.0	0.0
80000 < 100000	5.8	5.7	2.2	1.4	1.3	5.8	0.1	0.1	0.0	0.0
100000 < 150000	5.9	5.7	2.8	1.8	1.6	5.9	0.0	0.0	0.0	0.0
150000 < 200000	1.7	1.7	1.0	0.7	0.5	1.7	0.0	0.0	0.0	0.0
200000 < 500000	1.2	1.2	0.8	0.6	0.4	1.2	0.0	0.0	0.0	0.0
500000 < 1000000	0.1	0.1	0.0	0.0	0.0	0.1	0.0	0.0	0.0	0.0
1000000 < 1500000	0.0	0.0	0.0	0.0	0.0	0.0	0.0	0.0	0.0	0.0
1500000 < 2000000	0.0	0.0	0.0	0.0	0.0	0.0	0.0	0.0	0.0	0.0
2000000 < 5000000	0.0	0.0	0.0	0.0	0.0	0.0	0.0	0.0	0.0	0.0
5000000 < 10000000	0.0	0.0	0.0	0.0	0.0	0.0	0.0	0.0	0.0	0.0
At least 10000000	0.0	0.0	0.0	0.0	0.0	0.0	0.0	0.0	0.0	0.0
Total	674.0	463.6	162.1	126.6	240.1	654.6	148.4	124.0	95.7	69.6
Taxable										
= 0	0.0	0.0	0.0	0.0	0.0	0.0	0.0	0.0	0.0	0.0
0 < 5000	0.0	0.0	0.0	0.0	0.0	0.0	0.0	0.0	0.0	0.0
5000 < 10000	0.0	0.0	0.0	0.0	0.0	0.0	0.0	0.0	0.0	0.0
10000 < 15000	147.6	127.7	23.0	17.8	39.5	147.6	14.2	13.8	1.7	0.0
15000 < 20000	125.1	106.5	23.1	17.1	36.4	125.1	16.0	15.5	1.8	0.0
20000 < 25000	109.3	93.1	22.2	16.5	33.0	109.3	14.9	14.5	1.7	0.0
25000 < 30000	95.5	82.3	20.8	15.1	29.0	95.5	12.9	12.6	1.4	0.0
30000 < 35000	86.0	75.0	20.2	14.2	26.5	86.0	11.3	10.9	1.1	0.0
35000 < 40000	76.7	67.5	19.5	13.5	24.2	76.7	9.9	9.7	0.9	0.0
40000 < 50000	128.1	113.7	36.7	25.2	41.6	128.1	15.9	15.4	1.4	0.0
50000 < 70000	179.9	163.1	63.3	41.9	62.3	179.9	19.1	18.5	1.6	0.0
70000 < 75000	29.4	26.7	12.0	8.2	11.4	29.4	3.1	3.0	0.3	0.0
75000 < 80000	24.6	22.2	10.5	7.5	9.9	24.6	2.7	2.6	0.3	0.0
80000 < 100000	64.2	60.6	29.1	20.1	25.6	64.2	3.2	3.0	0.3	0.0
100000 < 150000	68.4	59.2	40.1	31.1	37.8	68.4	0.1	0.0	0.1	0.0
150000 < 200000	18.8	15.4	13.0	11.1	13.0	18.8	0.0	0.0	0.0	0.0
200000 < 500000	17.7	13.5	13.8	12.4	14.3	17.7	0.0	0.0	0.0	0.0
500000 < 1000000	2.7	1.9	2.3	2.1	2.4	2.7	0.0	0.0	0.0	0.0
1000000 < 1500000	0.6	0.4	0.5	0.5	0.5	0.6	0.0	0.0	0.0	0.0
1500000 < 2000000	0.2	0.1	0.2	0.2	0.2	0.2	0.0	0.0	0.0	0.0
2000000 < 5000000	0.3	0.2	0.3	0.2	0.3	0.3	0.0	0.0	0.0	0.0
5000000 < 10000000	0.1	0.1	0.1	0.1	0.1	0.1	0.0	0.0	0.0	0.0
At least 10000000	0.0	0.0	0.0	0.0	0.0	0.0	0.0	0.0	0.0	0.0
Total	1,175.1	1,029.2	350.8	254.9	407.7	1,175.1	123.4	119.4	12.5	0.0
Total	1,849.0	1,492.9	512.9	381.5	647.8	1,829.7	271.7	243.4	108.2	69.6

Statistics of Income 2015: New Jersey Income Tax Returns fo 2013

Table 1.16a Income Source by Gross Income Level: Full-year Residents (Amounts, 000\$)

New Jersey Gross Income Percentile Level		Gross Income	Employee Compensation	Interest	Dividends	Other Income	Total Income	Total Exclusions	Pension Exclusion	Other Retirement Income Exclusion	Excess Retire- ment Income Exclusion
< 4,155	< 10.0	543,393.0	408,012.7	94,871.5	134,894.7	1,386,912.4	2,024,691.3	2,256,916.4	1,139,482.0	1,117,434.4	775,618.1
4,155 < 10,839	10.0 < 20.0	3,027,740.3	2,192,533.2	59,878.4	113,085.9	1,495,358.1	3,860,855.6	833,115.3	744,590.5	88,524.8	0.0
10,839 < 14,527	20.0 < 25.0	2,559,894.3	1,863,951.8	34,807.4	67,445.0	1,022,741.9	2,988,946.1	429,051.8	394,290.5	34,761.3	0.0
14,527 < 18,462	25.0 < 30.0	3,316,526.4	2,475,100.7	36,460.8	73,045.2	1,156,702.3	3,741,309.1	424,782.7	394,184.4	30,598.3	0.0
18,462 < 27,951	30.0 < 40.0	9,302,578.1	7,324,368.6	87,686.7	183,003.7	2,607,408.2	10,202,467.3	899,889.2	847,077.5	52,811.7	0.0
27,951 < 39,753	40.0 < 50.0	13,564,743.3	10,973,510.2	104,494.7	228,078.8	3,167,014.0	14,473,097.7	908,354.4	866,133.7	42,220.7	0.0
39,753 < 55,081	50.0 < 60.0	19,008,005.0	15,628,822.8	126,260.2	289,021.9	3,858,231.5	19,902,336.4	894,331.4	859,397.1	34,934.3	0.0
55,081 < 75,906	60.0 < 70.0	26,172,431.6	21,907,758.2	156,193.0	367,022.4	4,572,819.5	27,003,793.2	831,361.6	803,478.6	27,883.1	0.0
75,906 < 91,056	70.0 < 75.0	16,763,550.7	14,686,000.5	70,964.7	164,027.1	2,032,546.3	16,953,538.6	189,987.9	182,836.0	7,151.9	0.0
91,056 < 109,845	75.0 < 80.0	20,263,405.6	17,411,728.9	86,355.2	207,660.3	2,562,544.0	20,268,288.3	4,882.7	3,698.0	1,184.6	0.0
109,845 < 168,128	80.0 < 90.0	54,518,054.7	45,346,351.1	277,710.4	746,535.3	8,149,400.6	54,519,997.3	1,942.7	0.0	1,942.7	0.0
168,128 < 240,365	90.0 < 95.0	40,010,014.8	32,905,127.7	216,425.6	627,289.0	6,261,919.9	40,010,762.2	747.3	0.0	747.3	0.0
240,365 < 596,038	95.0 < 99.0	55,632,617.4	41,076,126.4	438,642.6	1,222,850.3	12,895,447.0	55,633,066.4	449.0	0.0	449.0	0.0
596,038 < 898,540	99.0 < 99.5	14,523,666.3	9,150,416.8	155,368.2	397,331.4	4,820,594.6	14,523,711.0	44.7	0.0	44.7	0.0
898,540 < 2,465,441	99.5 < 99.9	21,751,825.8	11,907,180.0	276,585.6	630,291.3	8,937,799.0	21,751,855.8	30.0	0.0	30.0	0.0
At least 2,465,441	at least 99.9	27,261,127.4	9,349,038.6	320,971.1	712,123.1	16,879,000.5	27,261,133.4	6.0	0.0	6.0	0.0
Total		328,219,574.6	244,606,028.3	2,543,676.1	6,163,705.3	81,806,439.9	335,119,849.6	7,675,893.1	6,235,168.3	1,440,724.8	775,618.1

Statistics of Income 2015: New Jersey Income Tax Returns fo 2013

[Table 1.16b](#) Income Source by Gross Income Level: Full-year Residents (Retuns, 000s)

New Jersey Gross Income Percentile Level	Gross Income	Employee Compensation	Interest	Dividends	Other Income	Total Income	Total Exclusions Exclusions	Pension Exclusion	Other Retirement	Excess Retire-	
									Income Exclusion	ment Income Exclusion	
< 4,155	< 10.0	403.7	197.9	128.0	91.3	182.5	375.0	155.5	123.0	130.6	106.0
4,155 < 10,839	10.0 < 20.0	403.7	316.3	70.6	55.1	142.8	403.7	57.0	54.9	10.7	0.0
10,839 < 14,527	20.0 < 25.0	201.9	159.9	35.7	25.5	75.1	201.9	29.5	28.6	4.0	0.0
14,527 < 18,462	25.0 < 30.0	201.8	162.3	35.8	24.7	72.1	201.8	28.7	27.9	3.4	0.0
18,462 < 27,951	30.0 < 40.0	403.7	338.9	80.4	55.1	133.5	403.7	60.3	58.7	5.7	0.0
27,951 < 39,753	40.0 < 50.0	403.7	350.0	94.8	63.0	138.4	403.7	60.9	59.6	4.4	0.0
39,753 < 55,081	50.0 < 60.0	403.7	358.7	117.9	77.4	150.6	403.7	60.1	58.8	3.5	0.0
55,081 < 75,906	60.0 < 70.0	403.7	368.0	145.3	95.0	166.9	403.7	55.1	54.1	2.8	0.0
75,906 < 91,056	70.0 < 75.0	201.9	191.5	80.8	53.2	86.8	201.9	15.3	15.0	0.7	0.0
91,056 < 109,845	75.0 < 80.0	201.9	191.3	92.6	63.9	96.6	201.9	1.7	1.5	0.3	0.0
109,845 < 168,128	80.0 < 90.0	403.7	378.5	223.8	169.6	227.7	403.7	0.4	0.0	0.4	0.0
168,128 < 240,365	90.0 < 95.0	201.9	191.0	132.6	110.9	131.0	201.9	0.1	0.0	0.1	0.0
240,365 < 596,038	95.0 < 99.0	161.5	149.5	126.4	115.7	126.9	161.5	0.1	0.0	0.1	0.0
596,038 < 898,540	99.0 < 99.5	20.2	17.8	18.1	16.9	18.2	20.2	0.0	0.0	0.0	0.0
898,540 < 2,465,441	99.5 < 99.9	16.1	14.0	15.2	14.1	15.1	16.1	0.0	0.0	0.0	0.0
At least 2,465,441	at least 99.9	4.0	3.3	4.0	3.7	3.9	4.0	0.0	0.0	0.0	0.0
Total		4,037.2	3,388.9	1,401.9	1,035.3	1,768.3	4,008.5	524.7	481.9	166.6	106.0

Statistics of Income 2015: New Jersey Income Tax Returns fo 2013

Table 1.17a Income Source by Taxable Income Level: Full-year Residents (Amounts, 000\$)

New Jersey Taxable Income Level	Gross Income	Employee Compensation	Interest	Dividends	Other Income	Total Income	Total Exclusions	Pension Exclusion	Other Retirement Income Exclusion	Excess Retirement Income Exclusion
Nontaxable										
= 0	965,353.0	208,430.8	152,105.7	251,886.1	2,395,026.8	3,007,449.4	2,817,714.5	1,642,354.7	1,175,359.8	775,618.1
0 < 5000	1,719,859.0	1,129,715.6	50,060.8	95,782.7	1,140,093.8	2,415,652.8	695,793.9	628,654.0	67,139.9	0.0
5000 < 10000	2,552,170.8	1,856,422.9	20,522.9	40,445.4	886,090.7	2,803,481.8	251,311.0	230,185.6	21,125.4	0.0
10000 < 15000	1,834,793.5	1,364,880.3	8,172.6	12,081.3	554,324.5	1,939,458.8	104,665.3	98,365.6	6,299.7	0.0
15000 < 20000	1,568,313.3	1,346,276.9	2,423.9	3,378.3	237,304.2	1,589,383.3	21,070.1	19,763.2	1,306.9	0.0
20000 < 25000	1,387,839.6	1,253,201.3	725.1	526.2	135,365.7	1,389,818.3	1,978.7	1,793.4	185.3	0.0
25000 < 30000	791,892.6	712,976.2	413.6	391.9	80,076.3	793,858.1	1,965.5	1,767.2	198.3	0.0
30000 < 35000	338,339.5	308,950.1	304.3	336.9	30,452.9	340,044.2	1,704.7	1,612.3	92.4	0.0
35000 < 40000	256,229.6	245,066.2	309.8	382.5	12,547.6	258,306.1	2,076.5	1,984.0	92.5	0.0
40000 < 50000	581,913.7	564,191.6	582.3	821.1	20,047.1	585,642.1	3,728.5	3,578.1	150.3	0.0
50000 < 70000	1,389,516.2	1,359,486.9	1,533.6	2,142.1	32,524.2	1,395,686.8	6,170.6	5,891.2	279.5	0.0
70000 < 75000	377,117.2	368,374.3	383.7	529.4	8,527.6	377,815.1	697.9	682.9	15.0	0.0
75000 < 80000	367,332.7	360,605.8	325.2	515.9	6,268.9	367,715.8	383.1	377.1	6.0	0.0
80000 < 100000	1,331,635.5	1,302,812.6	1,490.6	2,187.6	25,404.7	1,331,895.6	260.2	233.2	27.0	0.0
100000 < 150000	2,505,728.4	2,443,718.2	3,088.4	4,756.1	54,243.7	2,505,806.4	78.0	0.0	78.0	0.0
150000 < 200000	1,527,680.5	1,481,880.5	1,991.1	3,460.2	40,357.7	1,527,689.5	9.0	0.0	9.0	0.0
200000 < 500000	2,881,935.2	2,770,991.9	3,902.5	7,295.6	99,751.3	2,881,941.2	6.0	0.0	6.0	0.0
500000 < 1000000	670,121.4	620,490.3	721.2	1,893.9	47,016.0	670,121.4	0.0	0.0	0.0	0.0
1000000 < 1500000	30,981.3	19,014.9	45.9	48.2	11,872.4	30,981.3	0.0	0.0	0.0	0.0
1500000 < 2000000	14,927.1	7,959.0	193.0	81.2	6,693.8	14,927.1	0.0	0.0	0.0	0.0
2000000 < 5000000	86,427.1	63,779.7	89.4	334.2	22,223.7	86,427.1	0.0	0.0	0.0	0.0
5000000 < 10000000	29,536.7	16,968.7	6.7	104.6	12,456.7	29,536.7	0.0	0.0	0.0	0.0
At least 10000000	110,324.3	4,857.5	95.3	28.1	105,343.4	110,324.3	0.0	0.0	0.0	0.0
Total	23,319,968.1	19,811,052.3	249,487.7	429,409.7	5,964,013.6	26,453,963.4	3,909,613.4	2,637,242.3	1,272,371.0	775,618.1
Taxable										
= 0	0.0	0.0	0.0	0.0	0.0	0.0	0.0	0.0	0.0	0.0
0 < 5000	460,693.3	105,099.7	28,239.2	58,411.2	531,829.6	723,579.6	262,886.3	242,226.2	20,660.1	0.0
5000 < 10000	1,208,060.6	571,036.6	38,182.9	85,045.8	913,029.3	1,607,294.8	399,234.1	374,446.4	24,787.8	0.0
10000 < 15000	2,859,485.4	1,954,682.2	46,129.7	101,593.9	1,186,192.4	3,288,598.2	429,112.8	407,147.2	21,965.6	0.0
15000 < 20000	3,669,324.1	2,635,515.8	46,490.3	102,628.0	1,300,882.9	4,085,517.1	416,193.0	396,422.9	19,770.1	0.0
20000 < 25000	4,368,913.4	3,284,018.6	42,939.3	100,735.4	1,312,011.2	4,739,704.6	370,791.2	355,527.4	15,263.8	0.0
25000 < 30000	5,310,440.0	4,190,002.3	42,052.5	95,816.7	1,310,931.1	5,638,802.7	328,362.6	316,427.7	11,935.0	0.0
30000 < 35000	6,092,730.5	4,932,015.4	41,709.7	96,080.7	1,319,640.6	6,389,446.3	296,715.8	285,995.1	10,720.7	0.0
35000 < 40000	6,358,486.5	5,208,321.4	40,687.8	92,584.4	1,281,936.3	6,623,529.8	265,043.3	255,968.2	9,075.1	0.0
40000 < 50000	12,887,542.5	10,719,235.7	75,975.7	175,618.9	2,353,090.9	13,323,921.3	436,378.8	422,577.5	13,801.3	0.0
50000 < 70000	25,083,718.1	21,503,291.2	120,177.4	279,339.3	3,683,689.8	25,586,497.7	502,779.5	488,228.3	14,551.3	0.0
70000 < 75000	5,641,410.9	4,965,799.7	19,906.6	48,813.0	641,370.8	6,413,708.8	34,479.2	33,457.3	1,021.9	0.0
75000 < 80000	5,528,431.5	4,853,762.4	21,078.2	49,337.5	618,796.5	5,542,974.6	14,543.1	13,869.8	673.3	0.0
80000 < 100000	22,260,194.6	18,783,341.4	104,656.9	263,710.4	3,115,425.8	22,267,134.6	6,940.0	5,631.9	1,308.0	0.0
100000 < 150000	46,402,660.9	38,656,808.4	229,508.8	623,493.6	6,894,398.1	46,404,208.8	1,547.9	0.0	1,547.9	0.0
150000 < 200000	30,511,766.1	25,194,405.7	160,052.5	453,591.7	4,704,305.5	30,512,355.3	589.2	0.0	589.2	0.0
200000 < 500000	57,775,311.6	43,428,229.0	430,149.5	1,225,855.9	12,691,674.2	57,775,908.7	597.0	0.0	597.0	0.0
500000 < 1000000	23,538,949.2	18,835,019.2	258,794.4	650,221.4	7,794,976.0	23,539,011.0	61.7	0.0	61.7	0.0
1000000 < 1500000	9,494,730.9	5,405,080.1	112,846.2	265,578.3	3,711,226.3	9,494,730.9	0.0	0.0	0.0	0.0
1500000 < 2000000	5,321,847.5	2,757,539.9	70,903.3	156,730.2	2,336,698.1	5,321,871.5	24.0	0.0	24.0	0.0
2000000 < 5000000	12,230,736.1	5,831,925.3	167,480.5	388,569.9	5,842,760.4	12,230,736.1	0.0	0.0	0.0	0.0
5000000 < 10000000	5,836,192.7	2,232,978.3	91,863.3	183,249.4	3,328,101.7	5,836,192.7	0.0	0.0	0.0	0.0
At least 10000000	12,057,980.1	2,746,867.6	104,363.4	237,290.2	8,969,458.8	12,057,980.1	0.0	0.0	0.0	0.0
Total	304,899,606.5	224,794,976.0	2,294,188.4	5,734,295.6	75,842,426.2	308,665,886.2	3,766,279.7	3,597,925.9	168,353.8	0.0
Total	328,219,574.6	244,606,028.3	2,543,676.1	6,163,705.3	81,806,439.9	335,119,849.6	7,675,893.1	6,235,168.3	1,440,724.8	775,618.1

Statistics of Income 2015: New Jersey Income Tax Returns fo 2013

[Table 1.17b](#) Income Source by Taxable Income Level: Full-year Residents (Returns, 000s)

New Jersey Taxable Income Class	Gross Income	Employee Compensation	Interest	Dividends	Other Income	Total Income	Total Exclusions Exclusions	Pension Exclusion	Other Retirement Income Exclusion	Excess Retirement Income Exclusion
Nontaxable										
= 0	290.3	74.0	140.7	95.1	192.3	261.6	190.3	156.4	136.4	106.0
0 < 5000	345.8	272.1	65.3	56.2	113.2	345.8	47.0	45.4	8.3	0.0
5000 < 10000	260.8	213.6	30.3	23.0	87.8	260.8	16.8	16.2	2.4	0.0
10000 < 15000	108.7	88.6	11.0	5.6	38.4	108.7	6.6	6.4	0.6	0.0
15000 < 20000	71.3	64.8	6.0	2.5	17.2	71.3	1.5	1.4	0.1	0.0
20000 < 25000	50.6	48.0	3.8	1.3	10.0	50.6	0.3	0.2	0.0	0.0
25000 < 30000	24.2	22.9	2.2	0.8	5.4	24.2	0.2	0.2	0.0	0.0
30000 < 35000	8.9	8.5	1.3	0.5	2.1	8.9	0.2	0.2	0.0	0.0
35000 < 40000	5.9	5.8	1.1	0.5	1.1	5.9	0.2	0.2	0.0	0.0
40000 < 50000	11.3	11.2	2.5	1.2	2.2	11.3	0.4	0.4	0.0	0.0
50000 < 70000	20.7	20.6	6.0	3.1	4.5	20.7	0.7	0.7	0.0	0.0
70000 < 75000	4.7	4.7	1.5	0.8	1.1	4.7	0.1	0.1	0.0	0.0
75000 < 80000	4.3	4.3	1.5	0.8	1.0	4.3	0.1	0.1	0.0	0.0
80000 < 100000	13.5	13.4	5.3	3.0	3.6	13.5	0.1	0.1	0.0	0.0
100000 < 150000	18.8	18.7	9.2	6.0	6.3	18.8	0.0	0.0	0.0	0.0
150000 < 200000	8.3	8.2	4.9	3.5	3.2	8.3	0.0	0.0	0.0	0.0
200000 < 500000	9.6	9.5	6.8	5.4	4.5	9.6	0.0	0.0	0.0	0.0
500000 < 1000000	1.1	1.1	0.9	0.8	0.6	1.1	0.0	0.0	0.0	0.0
1000000 < 1500000	0.0	0.0	0.0	0.0	0.0	0.0	0.0	0.0	0.0	0.0
1500000 < 2000000	0.0	0.0	0.0	0.0	0.0	0.0	0.0	0.0	0.0	0.0
2000000 < 5000000	0.0	0.0	0.0	0.0	0.0	0.0	0.0	0.0	0.0	0.0
5000000 < 10000000	0.0	0.0	0.0	0.0	0.0	0.0	0.0	0.0	0.0	0.0
At least 10000000	0.0	0.0	0.0	0.0	0.0	0.0	0.0	0.0	0.0	0.0
Total	1,258.8	890.1	300.1	210.3	494.8	1,230.1	264.5	228.1	148.1	106.0
Taxable										
= 0	0.0	0.0	0.0	0.0	0.0	0.0	0.0	0.0	0.0	0.0
0 < 5000	23.4	8.3	15.8	12.7	20.9	23.4	17.5	17.0	2.3	0.0
5000 < 10000	74.3	48.7	27.2	21.1	40.5	74.3	27.0	26.3	2.7	0.0
10000 < 15000	170.4	140.0	37.9	29.5	59.1	170.4	28.9	28.2	2.4	0.0
15000 < 20000	163.4	136.5	37.2	27.2	56.6	163.4	27.9	27.2	2.1	0.0
20000 < 25000	157.3	134.5	36.3	25.7	54.3	157.3	25.2	24.6	1.7	0.0
25000 < 30000	160.6	141.5	36.7	24.8	53.0	160.6	22.3	21.9	1.3	0.0
30000 < 35000	158.7	142.4	37.2	25.0	52.6	158.7	20.3	20.0	1.1	0.0
35000 < 40000	145.2	131.4	37.2	24.3	50.0	145.2	18.1	17.8	0.9	0.0
40000 < 50000	248.7	227.6	71.8	46.7	89.8	248.7	29.8	29.3	1.5	0.0
50000 < 70000	373.6	350.0	128.0	82.2	146.2	373.6	35.7	35.1	1.6	0.0
70000 < 75000	69.2	66.3	26.2	17.0	28.4	69.2	3.3	3.2	0.1	0.0
75000 < 80000	63.4	60.9	25.3	16.7	27.0	63.4	1.9	1.8	0.1	0.0
80000 < 100000	221.3	208.6	101.4	71.2	106.8	221.3	1.7	1.4	0.3	0.0
100000 < 150000	345.2	325.7	189.1	142.4	193.4	345.2	0.3	0.0	0.3	0.0
150000 < 200000	163.9	155.7	104.7	85.5	103.8	163.9	0.1	0.0	0.1	0.0
200000 < 500000	189.8	177.1	143.9	130.3	145.4	189.8	0.1	0.0	0.1	0.0
500000 < 1000000	33.7	30.0	30.1	28.1	30.4	33.7	0.0	0.0	0.0	0.0
1000000 < 1500000	7.7	6.7	7.3	6.8	7.2	7.7	0.0	0.0	0.0	0.0
1500000 < 2000000	3.0	2.6	2.9	2.7	2.9	3.0	0.0	0.0	0.0	0.0
2000000 < 5000000	4.1	3.5	4.0	3.7	3.9	4.1	0.0	0.0	0.0	0.0
5000000 < 10000000	0.9	0.7	0.8	0.8	0.8	0.9	0.0	0.0	0.0	0.0
At least 10000000	0.4	0.3	0.4	0.4	0.4	0.4	0.0	0.0	0.0	0.0
Total	2,778.3	2,498.9	1,101.8	825.0	1,273.5	2,778.3	260.2	253.8	18.6	0.0
Total	4,037.2	3,388.9	1,401.9	1,035.3	1,768.3	4,008.5	524.7	481.9	166.6	106.0

Statistics of Income 2015: New Jersey Income Tax Returns fo 2013

Table 1.21a Income Source by Gross Income Level: Full-year Residents (Amounts, 000\$)

New Jersey Gross Income Level	Net Profits from Business	Net Capital Gains	Gross Pension and Annuity Income	Distributive Share of Part- nership Income	Net Pro Rata Share of S-corp- oration Income	Net Income from Rents, Royalties, Patents, ...	Net Gambling Winnings	Alimony Received	Miscellaneous	Total Other Income
Nontaxable										
= 0	4,709.9	33,997.8	693,002.8	670.0	196.8	41,441.3	3,146.4	4,160.2	12,901.4	794,226.6
0 < 5000	48,380.9	44,479.8	605,126.4	2,737.5	670.4	20,673.5	1,938.3	3,296.9	15,543.2	742,846.9
5000 < 10000	205,496.4	60,411.8	731,047.4	8,694.4	2,863.2	23,931.1	2,892.2	5,744.2	26,280.2	1,067,361.0
10000 < 15000	364,553.3	28,591.8	538,653.6	7,444.5	2,370.5	17,230.1	1,749.4	5,321.2	13,248.3	979,162.7
15000 < 20000	286,327.1	26,454.4	491,328.4	11,093.5	4,126.7	16,924.4	2,111.6	6,617.7	12,943.3	857,927.2
20000 < 25000	130,608.7	12,015.4	137,385.6	8,739.1	2,442.5	5,244.8	1,020.6	4,622.4	7,573.7	309,652.7
25000 < 30000	109,136.6	8,630.4	79,232.4	9,550.3	2,488.1	3,453.9	731.8	4,397.2	5,518.8	223,139.6
30000 < 35000	78,987.7	5,882.9	45,904.6	7,448.0	2,979.5	2,762.6	484.8	2,324.5	4,320.0	151,097.5
35000 < 40000	51,546.5	4,878.1	30,944.4	6,419.4	2,632.7	1,572.7	291.0	1,067.0	3,201.8	102,553.6
40000 < 50000	30,310.3	7,685.9	45,995.5	5,721.5	3,246.7	2,422.9	263.5	331.9	3,247.7	99,225.9
50000 < 70000	13,524.9	11,148.3	55,686.0	5,317.2	4,660.1	4,209.1	357.4	219.7	5,632.5	100,755.3
70000 < 75000	2,847.9	2,414.0	9,479.6	995.6	728.6	584.9	12.8	75.9	987.4	18,126.6
75000 < 80000	2,621.4	2,357.3	9,407.9	845.0	742.4	728.5	76.5	98.2	1,178.4	18,055.6
80000 < 100000	9,327.0	3,494.0	8,793.5	3,038.7	4,681.7	2,306.0	268.5	251.5	2,307.8	34,468.7
100000 < 150000	16,462.7	11,190.9	24,080.5	9,155.2	9,533.1	4,861.0	622.6	177.5	5,260.5	81,344.0
150000 < 200000	12,843.5	5,573.3	7,505.7	7,675.8	9,114.6	3,661.5	178.3	17.0	3,158.2	49,727.9
200000 < 500000	21,614.0	11,917.3	4,277.1	35,787.4	26,284.2	4,225.7	1,079.6	0.0	4,348.4	109,533.8
500000 < 1000000	7,277.3	2,726.8	336.8	27,570.4	12,477.2	1,658.3	0.0	0.0	1,229.0	53,275.8
1000000 < 1500000	2.0	59.0	3.8	5,898.6	5,708.6	110.7	0.0	0.0	1,128.1	12,910.8
1500000 < 2000000	1,166.1	20.9	0.0	5,452.1	0.0	1.5	0.0	0.0	53.3	6,693.9
2000000 < 5000000	2,275.8	2,975.5	680.0	10,832.5	5,906.1	3,856.5	0.0	0.0	2,582.7	29,109.0
5000000 < 10000000	0.0	55.1	5,117.9	6,522.7	5,072.9	11.7	0.0	0.0	694.8	17,475.1
At least 10000000	5.3	423.0	0.0	104,856.3	58.8	0.0	0.0	0.0	0.0	105,343.4
Total	1,400,025.1	287,383.7	3,523,989.9	292,465.9	108,985.4	161,872.8	17,225.3	38,723.1	133,342.4	5,964,013.6
Taxable										
= 0	0.0	0.0	0.0	0.0	0.0	0.0	0.0	0.0	0.0	0.0
0 < 5000	0.0	0.0	0.0	0.0	0.0	0.0	0.0	0.0	0.0	0.0
5000 < 10000	0.0	0.0	0.0	0.0	0.0	0.0	0.0	0.0	0.0	0.0
10000 < 15000	93,165.9	39,143.3	293,695.1	8,083.0	2,684.5	8,612.5	1,642.8	4,939.2	16,654.5	468,620.7
15000 < 20000	93,459.5	41,391.5	391,167.8	10,076.6	3,983.4	9,944.3	1,747.5	7,300.3	17,221.1	576,292.0
20000 < 25000	146,179.6	57,592.9	769,354.1	18,660.1	8,778.7	20,452.1	2,693.6	11,672.7	22,930.1	1,058,313.9
25000 < 30000	145,666.3	60,473.7	842,450.0	22,369.7	10,616.2	22,849.5	2,554.2	14,206.3	24,459.0	1,145,644.9
30000 < 35000	153,023.8	64,892.2	872,016.0	25,050.4	13,290.7	25,559.4	3,456.3	18,832.7	24,458.5	1,200,580.1
35000 < 40000	164,770.8	68,371.2	868,833.9	28,033.9	16,242.9	24,455.0	3,754.7	21,356.2	25,427.9	1,221,246.4
40000 < 50000	360,868.6	139,769.9	1,682,499.7	72,869.3	40,707.4	51,433.7	7,124.7	48,280.5	52,931.9	2,456,485.8
50000 < 70000	690,318.1	294,811.0	2,922,712.3	159,888.3	101,116.1	102,229.5	13,159.1	98,857.2	101,896.4	4,484,988.0
70000 < 75000	166,395.9	76,151.1	633,323.4	44,375.5	28,284.8	23,835.8	2,829.5	23,348.4	25,322.2	1,023,866.6
75000 < 80000	161,130.6	77,271.8	610,161.8	46,309.4	29,332.2	23,821.2	3,733.1	21,398.7	25,735.4	998,894.2
80000 < 100000	591,662.3	178,169.1	677,790.7	172,673.7	123,516.9	68,522.5	8,123.9	71,960.3	69,577.9	1,961,997.3
100000 < 150000	1,431,963.2	760,518.9	4,048,768.6	526,939.7	371,213.5	190,740.3	21,287.5	124,935.8	221,209.6	7,697,577.1
150000 < 200000	1,140,535.4	665,107.6	2,124,464.1	533,126.4	364,669.1	137,340.1	15,602.9	59,949.2	172,365.2	5,213,160.0
200000 < 500000	3,219,307.9	2,186,533.1	2,839,897.8	2,905,791.6	1,608,374.0	349,602.0	46,705.9	79,593.5	489,197.8	13,725,003.7
500000 < 1000000	1,258,474.0	1,324,297.9	478,771.4	3,122,254.1	1,434,593.6	158,393.5	41,516.8	12,676.2	299,803.7	8,130,781.0
1000000 < 1500000	371,796.4	611,115.5	116,009.5	1,613,297.2	857,960.1	61,293.6	26,572.0	2,598.3	158,985.4	3,819,628.0
1500000 < 2000000	197,570.5	385,077.2	41,045.1	1,014,304.0	598,065.7	24,532.6	4,069.3	1,378.5	108,738.6	2,374,781.6
2000000 < 5000000	329,362.5	908,238.9	64,400.9	2,706,323.3	1,574,768.0	70,803.1	6,309.1	3,492.8	280,546.6	5,944,245.3
5000000 < 10000000	131,323.7	555,710.1	17,127.7	1,485,291.2	890,096.9	20,491.9	96,181.7	0.0	165,951.3	3,362,174.6
At least 10000000	95,315.2	958,619.2	12,453.8	5,495,452.3	1,696,732.3	47,073.0	246,942.3	0.0	425,556.9	8,978,145.0
Total	10,942,290.1	9,453,256.2	20,306,943.6	20,011,170.0	9,775,026.8	1,441,985.8	556,006.9	626,776.8	2,728,970.1	75,842,426.2
Total	12,342,315.2	9,740,639.9	23,830,933.5	20,303,635.9	9,884,012.2	1,603,858.6	573,232.2	665,499.9	2,862,312.5	81,806,439.9

Statistics of Income 2015: New Jersey Income Tax Returns fo 2013

[Table 1.21b](#) Income Source by Gross Income Level: Full-year Residents (Returns, 000s)

New Jersey Gross Income Level	Net Profits from Business	Net Capital Gains	Gross Pension and Annuity Income	Distributive Share of Part- nership Income	Net Pro Rata Share of S-corp- oration Income	Net Income from Rents, Royalties, Patents, ...	Net Gambling Winnings	Alimony Received	Miscellaneous	Total Other Income
Nontaxable										
= 0	4.0	18.5	90.1	0.9	0.2	8.5	1.2	0.6	5.5	102.8
0 < 5000	22.4	30.6	45.0	2.0	0.4	3.8	0.8	0.4	8.1	96.5
5000 < 10000	35.0	23.3	47.2	2.2	0.6	4.0	1.1	0.8	9.1	102.1
10000 < 15000	37.0	8.3	28.4	1.3	0.4	2.7	0.6	0.6	3.6	67.9
15000 < 20000	22.5	6.6	22.6	1.4	0.5	2.6	0.7	0.7	3.3	48.1
20000 < 25000	8.7	2.7	7.2	0.8	0.3	1.0	0.3	0.5	1.7	18.1
25000 < 30000	6.4	1.8	4.4	0.7	0.3	0.8	0.2	0.4	1.2	12.8
30000 < 35000	4.1	1.1	2.6	0.5	0.3	0.5	0.2	0.2	0.9	8.2
35000 < 40000	2.5	0.8	1.5	0.3	0.2	0.3	0.1	0.1	0.5	4.9
40000 < 50000	1.5	1.1	1.8	0.3	0.2	0.3	0.1	0.0	0.5	4.3
50000 < 70000	1.1	1.8	2.5	0.3	0.2	0.4	0.1	0.0	0.7	5.4
70000 < 75000	0.3	0.4	0.5	0.1	0.0	0.1	0.0	0.0	0.2	1.2
75000 < 80000	0.3	0.4	0.5	0.1	0.0	0.1	0.0	0.0	0.2	1.3
80000 < 100000	1.0	1.5	1.1	0.2	0.2	0.3	0.1	0.0	0.6	4.1
100000 < 150000	1.6	3.1	1.8	0.4	0.3	0.5	0.1	0.0	1.0	7.1
150000 < 200000	0.9	2.0	0.7	0.3	0.2	0.3	0.0	0.0	0.5	3.9
200000 < 500000	0.9	3.2	0.7	0.6	0.4	0.4	0.0	0.0	0.6	5.3
500000 < 1000000	0.1	0.4	0.1	0.2	0.1	0.0	0.0	0.0	0.1	0.7
1000000 < 1500000	0.0	0.0	0.0	0.0	0.0	0.0	0.0	0.0	0.0	0.0
1500000 < 2000000	0.0	0.0	0.0	0.0	0.0	0.0	0.0	0.0	0.0	0.0
2000000 < 5000000	0.0	0.0	0.0	0.0	0.0	0.0	0.0	0.0	0.0	0.0
5000000 < 10000000	0.0	0.0	0.0	0.0	0.0	0.0	0.0	0.0	0.0	0.0
At least 10000000	0.0	0.0	0.0	0.0	0.0	0.0	0.0	0.0	0.0	0.0
Total	150.2	107.8	259.0	12.3	5.0	26.6	5.7	4.3	38.1	494.8
Taxable										
= 0	0.0	0.0	0.0	0.0	0.0	0.0	0.0	0.0	0.0	0.0
0 < 5000	0.0	0.0	0.0	0.0	0.0	0.0	0.0	0.0	0.0	0.0
5000 < 10000	0.0	0.0	0.0	0.0	0.0	0.0	0.0	0.0	0.0	0.0
10000 < 15000	11.4	11.1	18.2	1.2	0.4	1.4	0.5	0.5	4.5	41.0
15000 < 20000	9.1	10.2	20.2	1.2	0.5	1.5	0.5	0.6	3.9	37.8
20000 < 25000	11.9	13.2	32.7	1.9	0.8	2.7	0.7	0.8	4.9	52.9
25000 < 30000	10.8	13.2	33.0	2.0	0.9	2.9	0.7	1.0	4.7	51.6
30000 < 35000	10.6	13.3	32.8	2.0	1.0	3.0	0.8	1.2	4.8	51.6
35000 < 40000	10.7	13.5	31.4	2.2	1.1	3.0	0.8	1.3	4.9	50.7
40000 < 50000	21.4	26.2	57.2	4.6	2.5	6.1	1.6	2.7	9.8	96.4
50000 < 70000	37.9	49.8	92.2	8.7	5.2	11.1	2.6	4.6	18.3	165.9
70000 < 75000	8.3	11.5	18.8	2.1	1.3	2.5	0.5	0.9	4.1	35.4
75000 < 80000	7.9	11.1	17.6	2.2	1.3	2.4	0.5	0.8	3.9	33.4
80000 < 100000	26.4	31.7	36.8	6.7	4.9	7.2	1.2	2.2	11.7	95.4
100000 < 150000	54.0	89.3	107.8	17.7	12.1	16.5	2.3	2.6	27.5	221.4
150000 < 200000	30.2	59.1	51.8	12.9	8.9	10.4	1.1	0.8	16.1	122.6
200000 < 500000	41.5	100.8	56.7	32.3	20.2	17.1	1.3	0.6	24.9	168.6
500000 < 1000000	7.6	22.8	8.0	13.1	6.8	3.9	0.3	0.0	6.8	32.8
1000000 < 1500000	1.5	5.6	1.8	3.8	1.9	1.0	0.1	0.0	2.0	7.6
1500000 < 2000000	0.6	2.2	0.7	1.6	0.9	0.4	0.0	0.0	0.9	3.0
2000000 < 5000000	0.7	3.0	0.9	2.5	1.2	0.6	0.0	0.0	1.4	4.0
5000000 < 10000000	0.1	0.6	0.2	0.6	0.3	0.1	0.0	0.0	0.4	0.9
At least 10000000	0.1	0.3	0.1	0.3	0.2	0.1	0.0	0.0	0.2	0.4
Total	302.7	488.4	618.9	119.7	72.3	93.8	15.6	20.6	155.8	1,273.5
Total	452.8	596.1	877.8	132.0	77.3	120.4	21.2	24.9	194.0	1,768.3

Statistics of Income 2015: New Jersey Income Tax Returns fo 2013

Table 1.22a Income Source by Gross Income Level: At least one filer aged 65 or older (Amounts, 000\$)

New Jersey Gross Income Level	Net Profits from Business	Net Capital Gains	Gross Pension and Annuity Income	Distributive Share of Part- nership Income	Net Pro Rata Share of S-corp- oration Income	Net Income from Rents, Royalties, Patents, ...	Net Gambling Winnings	Alimony Received	Miscellaneous	Total Other Income
Nontaxable										
= 0	3,801.9	31,810.4	657,986.9	605.4	176.4	38,468.0	2,859.9	3,514.2	11,422.1	750,645.4
0 < 5000	4,857.3	23,158.8	553,076.1	595.3	189.3	17,227.8	1,141.1	2,150.4	6,866.5	609,262.6
5000 < 10000	19,046.2	28,576.5	659,892.2	1,988.3	843.3	15,789.0	1,327.7	2,498.0	7,837.5	737,798.9
10000 < 15000	18,795.4	23,989.7	490,398.5	2,216.6	1,020.6	11,978.1	796.1	1,384.8	6,005.8	556,585.5
15000 < 20000	17,195.1	21,607.9	436,974.7	2,798.9	1,497.9	9,736.6	818.6	583.3	5,044.1	496,257.1
20000 < 25000	5,715.7	9,898.1	121,750.2	1,561.2	570.7	3,204.5	121.2	226.1	2,527.0	145,574.6
25000 < 30000	3,098.9	6,754.3	66,531.8	1,339.6	278.2	1,686.3	78.3	226.7	1,846.6	81,840.8
30000 < 35000	2,521.8	4,466.8	37,973.0	734.4	422.1	1,434.7	20.0	38.5	1,291.3	48,902.7
35000 < 40000	1,137.5	3,782.7	25,939.7	654.1	270.0	789.7	71.1	0.0	1,179.5	33,824.3
40000 < 50000	1,509.2	6,024.2	40,918.1	1,069.5	499.1	1,183.4	109.9	0.0	1,604.8	52,918.3
50000 < 70000	2,082.8	9,033.7	49,111.0	1,661.7	954.0	2,474.8	112.9	12.3	3,672.8	69,116.0
70000 < 75000	413.0	1,760.8	8,109.4	371.4	225.4	245.7	3.4	56.0	678.9	11,864.1
75000 < 80000	432.8	1,725.8	8,063.5	244.2	186.2	287.4	16.0	0.0	664.8	11,620.7
80000 < 100000	820.4	1,176.9	4,449.3	651.2	772.1	752.8	2.6	109.1	544.6	9,278.8
100000 < 150000	1,258.3	5,751.4	18,023.3	1,701.3	1,190.3	1,566.8	72.8	124.2	2,443.3	32,131.6
150000 < 200000	1,468.2	1,413.2	4,393.9	1,264.9	1,156.1	1,295.9	5.1	0.0	626.6	11,623.9
200000 < 500000	1,562.1	2,186.9	1,677.6	4,034.0	3,736.5	1,617.1	573.4	0.0	997.1	16,384.7
500000 < 1000000	396.9	523.4	73.9	1,532.3	352.4	148.8	0.0	0.0	10.5	3,038.0
1000000 < 1500000	0.0	7.0	1.4	1,315.7	1,177.8	0.0	0.0	0.0	1,102.3	3,604.1
1500000 < 2000000	0.0	0.0	0.0	0.0	0.0	0.0	0.0	0.0	0.0	0.0
2000000 < 5000000	0.0	0.0	586.5	662.8	4,532.6	2,540.6	0.0	0.0	2,235.0	10,557.5
5000000 < 10000000	0.0	47.7	5,117.9	6,522.7	5,072.9	11.7	0.0	0.0	694.8	17,467.7
At least 10000000	0.0	0.0	0.0	0.0	0.0	0.0	0.0	0.0	0.0	0.0
Total	86,113.3	183,696.2	3,191,048.9	33,525.4	25,123.9	112,439.6	8,130.4	10,923.5	59,296.0	3,710,297.3
Taxable										
= 0	0.0	0.0	0.0	0.0	0.0	0.0	0.0	0.0	0.0	0.0
0 < 5000	0.0	0.0	0.0	0.0	0.0	0.0	0.0	0.0	0.0	0.0
5000 < 10000	0.0	0.0	0.0	0.0	0.0	0.0	0.0	0.0	0.0	0.0
10000 < 15000	7,067.6	11,440.7	246,447.0	831.9	389.7	3,828.6	455.5	1,665.3	2,898.7	275,025.1
15000 < 20000	8,439.0	17,462.8	328,650.0	1,273.5	780.5	5,042.9	598.8	2,274.6	4,364.0	368,886.2
20000 < 25000	20,857.1	32,394.5	651,812.0	3,838.6	2,548.3	10,608.0	1,315.4	2,479.0	8,063.9	733,916.9
25000 < 30000	22,759.8	36,346.7	704,358.5	5,200.8	2,974.6	12,120.5	1,017.0	2,649.2	9,357.4	796,784.6
30000 < 35000	23,900.9	38,961.4	709,203.2	6,237.9	3,272.7	13,585.8	1,332.1	2,691.2	9,379.2	808,564.5
35000 < 40000	26,164.4	41,952.2	693,767.5	6,061.4	3,936.3	12,127.2	1,602.1	2,541.9	10,162.6	798,315.6
40000 < 50000	53,378.4	86,348.2	1,293,748.1	15,509.9	7,787.4	24,403.9	2,326.4	5,203.7	21,455.8	1,510,161.8
50000 < 70000	105,166.6	173,388.5	2,125,693.3	32,048.4	20,020.8	45,057.8	3,616.1	8,381.5	42,344.7	2,555,717.8
70000 < 75000	25,082.6	43,440.2	439,235.5	9,606.0	4,786.6	9,542.5	966.7	1,490.5	10,050.9	544,201.5
75000 < 80000	24,816.7	42,761.9	415,683.0	9,480.0	5,302.8	9,945.9	1,184.3	990.6	10,716.4	520,881.6
80000 < 100000	57,443.2	41,998.9	148,489.9	20,837.0	15,604.3	14,501.8	1,349.8	2,485.9	12,230.4	314,941.2
100000 < 150000	220,539.9	367,476.3	2,508,128.0	99,897.5	58,176.6	73,457.6	6,632.9	8,320.7	89,353.1	3,431,982.6
150000 < 200000	181,038.4	275,441.7	1,165,834.9	96,790.9	52,678.7	48,484.0	3,746.5	4,452.8	68,711.4	1,897,179.4
200000 < 500000	488,636.8	770,797.2	1,560,320.3	476,263.5	236,043.9	124,836.3	16,629.5	3,716.1	191,079.7	3,868,323.4
500000 < 1000000	194,374.3	415,403.9	314,811.7	437,532.0	223,884.3	58,446.7	8,952.4	490.2	113,225.5	1,767,120.8
1000000 < 1500000	51,402.9	203,562.5	76,158.8	213,546.4	144,937.6	21,772.9	8,015.7	0.0	63,472.6	782,869.3
1500000 < 2000000	28,624.5	108,926.9	28,027.0	128,491.3	125,898.5	10,387.2	1,808.9	0.0	46,416.3	478,580.7
2000000 < 5000000	58,315.9	280,381.5	48,749.7	422,270.8	298,689.9	33,081.9	29.8	1,265.0	112,351.9	1,255,136.5
5000000 < 10000000	37,525.4	174,092.1	13,213.7	197,132.3	197,081.2	7,948.2	17,964.4	0.0	92,425.7	737,382.9
At least 10000000	23,098.1	257,898.2	5,720.2	453,613.7	628,095.7	38,545.1	58,271.7	0.0	147,255.5	1,612,498.2
Total	1,658,632.4	3,420,476.3	13,478,052.6	2,636,463.7	2,032,890.4	577,724.8	137,816.2	51,098.3	1,065,315.7	25,058,470.5
Total	1,744,745.7	3,604,172.6	16,669,101.5	2,669,989.1	2,058,014.2	690,164.4	145,946.7	62,021.8	1,124,611.7	28,768,767.8

Statistics of Income 2015: New Jersey Income Tax Returns fo 2013

[Table 1.22b](#) Income Source by Gross Income Level: At least one filer aged 65 or older (Returns, 000s)

New Jersey Gross Income Level	Net Profits from Business	Net Capital Gains	Gross Pension and Annuity Income	Distributive Share of Part- nership Income	Net Pro Rata Share of S-corp- oration Income	Net Income from Rents, Royalties, Patents, ...	Net Gambling Winnings	Alimony Received	Miscellaneous	Total Other Income
Nontaxable										
= 0	3.4	17.6	85.5	0.8	0.2	8.0	1.1	0.5	5.0	96.3
0 < 5000	1.8	8.3	37.4	0.5	0.1	2.4	0.4	0.2	2.1	40.0
5000 < 10000	3.7	9.1	38.1	0.7	0.2	2.2	0.5	0.3	2.3	41.8
10000 < 15000	2.5	6.6	23.4	0.6	0.2	1.6	0.3	0.1	1.6	25.6
15000 < 20000	2.0	5.0	17.6	0.5	0.2	1.3	0.2	0.0	1.2	19.2
20000 < 25000	0.5	1.8	4.6	0.2	0.1	0.4	0.0	0.0	0.4	5.0
25000 < 30000	0.3	1.0	2.3	0.1	0.0	0.2	0.0	0.0	0.2	2.6
30000 < 35000	0.2	0.5	1.2	0.1	0.0	0.1	0.0	0.0	0.2	1.4
35000 < 40000	0.1	0.4	0.8	0.1	0.0	0.1	0.0	0.0	0.1	0.9
40000 < 50000	0.1	0.6	1.2	0.1	0.0	0.1	0.0	0.0	0.2	1.3
50000 < 70000	0.1	0.7	1.5	0.1	0.0	0.1	0.0	0.0	0.2	1.7
70000 < 75000	0.0	0.1	0.3	0.0	0.0	0.0	0.0	0.0	0.0	0.3
75000 < 80000	0.0	0.1	0.2	0.0	0.0	0.0	0.0	0.0	0.0	0.3
80000 < 100000	0.1	0.1	0.3	0.0	0.0	0.0	0.0	0.0	0.0	0.4
100000 < 150000	0.1	0.3	0.5	0.1	0.0	0.1	0.0	0.0	0.1	0.7
150000 < 200000	0.0	0.1	0.1	0.0	0.0	0.0	0.0	0.0	0.0	0.2
200000 < 500000	0.0	0.1	0.1	0.0	0.0	0.0	0.0	0.0	0.0	0.2
500000 < 1000000	0.0	0.0	0.0	0.0	0.0	0.0	0.0	0.0	0.0	0.0
1000000 < 1500000	0.0	0.0	0.0	0.0	0.0	0.0	0.0	0.0	0.0	0.0
1500000 < 2000000	0.0	0.0	0.0	0.0	0.0	0.0	0.0	0.0	0.0	0.0
2000000 < 5000000	0.0	0.0	0.0	0.0	0.0	0.0	0.0	0.0	0.0	0.0
5000000 < 10000000	0.0	0.0	0.0	0.0	0.0	0.0	0.0	0.0	0.0	0.0
At least 10000000	0.0	0.0	0.0	0.0	0.0	0.0	0.0	0.0	0.0	0.0
Total	14.8	52.4	215.2	3.9	1.1	16.5	2.5	1.2	13.8	238.1
Taxable										
= 0	0.0	0.0	0.0	0.0	0.0	0.0	0.0	0.0	0.0	0.0
0 < 5000	0.0	0.0	0.0	0.0	0.0	0.0	0.0	0.0	0.0	0.0
5000 < 10000	0.0	0.0	0.0	0.0	0.0	0.0	0.0	0.0	0.0	0.0
10000 < 15000	0.9	3.1	12.9	0.2	0.1	0.6	0.1	0.2	0.7	14.0
15000 < 20000	0.9	4.2	14.4	0.3	0.1	0.7	0.1	0.2	0.9	15.6
20000 < 25000	2.0	7.2	24.0	0.6	0.2	1.4	0.3	0.2	1.7	26.0
25000 < 30000	2.0	7.4	23.4	0.7	0.2	1.5	0.3	0.2	1.8	25.2
30000 < 35000	2.0	7.2	21.7	0.8	0.3	1.4	0.3	0.2	1.7	23.5
35000 < 40000	2.0	7.0	19.8	0.8	0.3	1.3	0.2	0.2	1.6	21.6
40000 < 50000	3.7	12.7	33.7	1.5	0.5	2.4	0.4	0.3	3.0	36.9
50000 < 70000	6.0	20.4	48.2	2.7	1.1	3.6	0.6	0.4	5.1	53.4
70000 < 75000	1.2	4.2	8.9	0.6	0.2	0.7	0.1	0.1	1.1	10.0
75000 < 80000	1.2	3.9	8.2	0.6	0.2	0.7	0.1	0.0	1.1	9.2
80000 < 100000	1.9	3.9	6.3	0.9	0.6	1.0	0.1	0.1	1.2	9.6
100000 < 150000	7.4	24.0	44.0	4.4	1.9	4.2	0.5	0.2	6.6	50.2
150000 < 200000	4.0	11.6	18.0	2.8	1.3	2.2	0.2	0.1	3.5	21.4
200000 < 500000	6.0	16.5	20.5	6.2	3.0	3.7	0.3	0.0	5.7	26.3
500000 < 1000000	1.1	3.4	3.2	2.2	1.1	0.8	0.0	0.0	1.5	4.7
1000000 < 1500000	0.3	0.9	0.8	0.6	0.4	0.2	0.0	0.0	0.5	1.2
1500000 < 2000000	0.1	0.3	0.3	0.3	0.2	0.1	0.0	0.0	0.2	0.4
2000000 < 5000000	0.1	0.5	0.4	0.4	0.3	0.1	0.0	0.0	0.3	0.7
5000000 < 10000000	0.0	0.1	0.1	0.1	0.1	0.0	0.0	0.0	0.1	0.2
At least 10000000	0.0	0.1	0.0	0.1	0.1	0.0	0.0	0.0	0.1	0.1
Total	42.8	138.7	308.8	26.7	12.0	26.9	3.7	2.2	38.3	350.2
Total	57.6	191.1	524.0	30.6	13.1	43.4	6.1	3.4	52.1	588.2

Statistics of Income 2015: New Jersey Income Tax Returns fo 2013

Table 1.23a Income Source by Gross Income Level: Zero Filers aged 65 or older (Amounts, 000\$)

New Jersey Gross Income Level	Net Profits from Business	Net Capital Gains	Gross Pension and Annuity Income	Distributive Share of Part- nership Income	Net Pro Rata Share of S-corp- oration Income	Net Income from Rents, Royalties, Patents, ...	Net Gambling Winnings	Alimony Received	Miscellaneous	Total Other Income
Nontaxable										
= 0	908.0	2,187.4	35,015.9	64.6	20.4	2,973.3	286.4	646.0	1,479.2	43,581.2
0 < 5000	43,523.6	21,321.0	52,050.2	2,142.2	481.1	3,445.7	797.1	1,146.6	8,676.7	133,584.3
5000 < 10000	186,450.2	31,835.3	71,155.3	6,706.1	2,019.9	8,142.1	1,564.5	3,246.2	18,442.6	329,562.1
10000 < 15000	345,757.9	4,602.1	48,255.1	5,228.0	1,349.9	5,252.0	953.3	3,936.5	7,242.5	422,577.2
15000 < 20000	269,132.0	4,846.5	54,353.7	8,294.6	2,628.8	7,187.8	1,293.0	6,034.3	7,899.2	361,670.0
20000 < 25000	124,893.0	2,117.3	15,635.4	7,177.9	1,871.7	2,040.3	899.4	4,396.3	5,046.7	164,078.1
25000 < 30000	106,037.7	1,876.2	12,700.6	8,210.6	2,209.9	1,767.6	653.5	4,170.5	3,672.2	141,298.8
30000 < 35000	76,465.9	1,416.1	7,931.5	6,713.6	2,557.4	1,328.0	464.7	2,286.0	3,031.7	102,194.9
35000 < 40000	50,409.0	1,095.4	5,004.7	5,765.4	2,362.7	783.0	219.8	1,067.0	2,022.3	68,729.4
40000 < 50000	28,801.1	1,661.7	5,077.4	4,652.0	2,747.6	1,239.5	153.5	331.9	1,642.9	46,307.6
50000 < 70000	11,442.1	2,114.6	6,575.0	3,655.6	3,706.2	1,734.3	244.5	207.4	1,959.7	31,639.4
70000 < 75000	2,434.9	653.2	1,370.2	624.2	503.2	339.1	9.4	19.9	308.4	6,262.5
75000 < 80000	2,188.6	631.5	1,344.3	600.9	556.2	441.1	60.5	98.2	513.6	6,435.0
80000 < 100000	8,506.6	2,317.1	4,344.3	2,387.5	3,909.6	1,553.3	265.9	142.5	1,763.3	25,189.9
100000 < 150000	15,204.4	5,439.5	6,057.2	7,453.9	8,342.7	3,294.2	549.8	53.3	2,817.1	49,212.3
150000 < 200000	11,375.3	4,160.0	3,111.8	6,410.9	7,958.5	2,365.6	173.2	17.0	2,531.7	38,104.0
200000 < 500000	20,051.9	9,730.4	2,599.5	31,753.5	22,547.7	2,608.6	506.2	0.0	3,351.3	93,149.2
500000 < 1000000	6,880.4	2,203.4	262.9	26,038.1	12,124.8	1,509.5	0.0	0.0	1,218.6	50,237.8
1000000 < 1500000	2.0	52.0	2.4	4,582.9	4,530.7	110.7	0.0	0.0	25.9	9,306.6
1500000 < 2000000	1,166.1	20.9	0.0	5,452.1	0.0	1.5	0.0	0.0	53.3	6,693.9
2000000 < 5000000	2,275.8	2,975.4	93.6	10,169.6	1,373.5	1,315.9	0.0	0.0	347.6	18,551.5
5000000 < 10000000	0.0	7.4	0.0	0.0	0.0	0.0	0.0	0.0	0.0	7.4
At least 10000000	5.3	423.0	0.0	104,856.3	58.8	0.0	0.0	0.0	0.0	105,343.4
Total	1,313,911.8	103,687.5	332,941.0	258,940.5	83,861.6	49,433.1	9,094.9	27,799.5	74,046.4	2,253,716.4
Taxable										
= 0	0.0	0.0	0.0	0.0	0.0	0.0	0.0	0.0	0.0	0.0
0 < 5000	0.0	0.0	0.0	0.0	0.0	0.0	0.0	0.0	0.0	0.0
5000 < 10000	0.0	0.0	0.0	0.0	0.0	0.0	0.0	0.0	0.0	0.0
10000 < 15000	86,098.2	27,702.6	47,248.1	7,251.1	2,294.8	4,783.9	1,187.3	3,274.0	13,755.7	193,595.6
15000 < 20000	85,020.5	23,928.7	62,517.8	8,803.1	3,202.9	4,901.5	1,148.7	5,025.7	12,857.1	207,405.9
20000 < 25000	125,322.5	25,198.4	117,542.0	14,821.6	6,230.4	9,844.2	1,378.2	9,193.6	14,866.2	324,397.1
25000 < 30000	122,906.5	24,127.0	138,091.5	17,169.0	7,641.5	10,728.9	1,537.2	11,557.1	15,101.6	348,860.3
30000 < 35000	129,122.9	25,930.9	162,812.8	18,812.5	10,018.0	11,973.6	2,124.2	16,141.5	15,079.3	392,015.6
35000 < 40000	138,606.4	26,419.0	175,066.3	21,972.5	12,306.6	12,327.9	2,152.6	18,814.3	15,265.3	422,930.8
40000 < 50000	307,490.2	53,421.8	388,751.6	57,359.4	32,920.0	27,029.8	4,798.3	43,076.8	31,476.1	946,324.0
50000 < 70000	585,151.5	121,422.5	797,019.0	127,840.0	81,095.3	57,171.7	9,542.9	90,475.7	59,551.7	1,929,270.2
70000 < 75000	141,313.3	32,710.9	194,087.9	34,769.6	23,498.2	14,293.3	1,862.8	21,857.8	15,271.3	479,665.1
75000 < 80000	136,313.9	34,510.0	194,478.7	36,829.4	24,029.4	13,875.3	2,548.8	20,408.1	15,019.0	478,012.6
80000 < 100000	534,219.1	136,170.2	529,300.8	151,836.7	107,912.7	54,020.7	6,774.1	69,474.4	57,347.5	1,647,056.1
100000 < 150000	1,211,423.3	393,042.6	1,540,640.6	427,042.2	313,036.9	117,282.7	14,654.6	116,615.1	131,856.5	4,265,594.4
150000 < 200000	959,497.0	389,665.8	958,629.2	436,335.5	311,990.4	88,856.1	11,856.4	55,496.4	103,653.8	3,315,980.6
200000 < 500000	2,730,671.2	1,415,735.9	1,279,577.5	2,429,528.1	1,372,330.1	224,765.8	30,076.4	75,877.3	298,118.0	9,856,680.3
500000 < 1000000	1,064,099.7	908,894.0	1,63,959.7	2,684,722.1	1,210,709.3	99,946.8	32,564.4	12,186.0	186,578.2	6,363,660.2
1000000 < 1500000	320,393.6	407,553.0	39,850.7	1,399,750.8	713,022.4	39,520.7	18,556.2	2,598.3	95,512.9	3,036,758.7
1500000 < 2000000	168,946.1	276,150.2	13,018.1	885,812.7	472,167.2	14,145.4	2,260.4	1,378.5	62,322.3	1,896,201.0
2000000 < 5000000	271,046.6	627,857.4	15,651.2	2,284,052.5	1,276,078.1	37,721.2	6,279.2	2,227.8	168,194.8	4,689,108.8
5000000 < 10000000	93,798.3	381,618.0	3,914.0	1,288,158.9	693,015.7	12,543.7	78,217.4	0.0	73,525.6	2,624,791.7
At least 10000000	72,217.0	700,721.0	6,733.6	5,041,838.7	1,068,636.6	8,527.9	188,670.6	0.0	278,301.4	7,365,646.8
Total	9,283,657.7	6,032,779.9	6,828,891.0	17,374,706.3	7,742,136.4	864,261.0	418,190.6	575,678.5	1,663,654.4	50,783,955.7
Total	10,597,569.5	6,136,467.4	7,161,832.0	17,633,646.8	7,825,998.0	913,694.1	427,285.5	603,478.0	1,737,700.8	53,037,672.1

Statistics of Income 2015: New Jersey Income Tax Returns fo 2013

[Table 1.23b](#) Income Source by Gross Income Level: Zero Filers aged 65 or older (Returns, 000s)

New Jersey Gross Income Level	Net Profits from Business	Net Capital Gains	Gross Pension and Annuity Income	Distributive Share of Part- nership Income	Net Pro Rata Share of S-corp- oration Income	Net Income from Rents, Royalties, Patents, ...	Net Gambling Winnings	Alimony Received	Miscellaneous	Total Other Income
Nontaxable										
= 0	0.6	0.9	4.6	0.1	0.0	0.6	0.1	0.1	0.5	6.4
0 < 5000	20.6	22.3	7.6	1.5	0.3	1.3	0.5	0.2	6.1	56.5
5000 < 10000	31.3	14.1	9.1	1.5	0.4	1.8	0.6	0.5	6.8	60.4
10000 < 15000	34.4	1.7	5.0	0.7	0.3	1.1	0.4	0.5	2.0	42.4
15000 < 20000	20.5	1.6	5.0	0.8	0.4	1.3	0.5	0.6	2.0	28.9
20000 < 25000	8.1	0.9	2.6	0.6	0.3	0.7	0.3	0.4	1.3	13.0
25000 < 30000	6.2	0.8	2.1	0.6	0.3	0.6	0.2	0.4	1.0	10.2
30000 < 35000	4.0	0.6	1.4	0.4	0.3	0.4	0.1	0.2	0.7	6.8
35000 < 40000	2.4	0.4	0.7	0.3	0.2	0.2	0.1	0.1	0.4	4.0
40000 < 50000	1.4	0.6	0.7	0.2	0.2	0.2	0.1	0.0	0.3	2.9
50000 < 70000	1.0	1.1	1.0	0.2	0.2	0.3	0.1	0.0	0.5	3.7
70000 < 75000	0.2	0.3	0.2	0.0	0.0	0.1	0.0	0.0	0.1	0.9
75000 < 80000	0.3	0.3	0.2	0.0	0.0	0.1	0.0	0.0	0.1	1.0
80000 < 100000	1.0	1.4	0.9	0.1	0.1	0.3	0.1	0.0	0.5	3.7
100000 < 150000	1.5	2.8	1.3	0.3	0.3	0.4	0.1	0.0	0.9	6.4
150000 < 200000	0.8	1.9	0.6	0.2	0.2	0.3	0.0	0.0	0.4	3.7
200000 < 500000	0.9	3.2	0.6	0.6	0.3	0.3	0.0	0.0	0.6	5.1
500000 < 1000000	0.1	0.4	0.1	0.2	0.1	0.0	0.0	0.0	0.1	0.7
1000000 < 1500000	0.0	0.0	0.0	0.0	0.0	0.0	0.0	0.0	0.0	0.0
1500000 < 2000000	0.0	0.0	0.0	0.0	0.0	0.0	0.0	0.0	0.0	0.0
2000000 < 5000000	0.0	0.0	0.0	0.0	0.0	0.0	0.0	0.0	0.0	0.0
5000000 < 10000000	0.0	0.0	0.0	0.0	0.0	0.0	0.0	0.0	0.0	0.0
At least 10000000	0.0	0.0	0.0	0.0	0.0	0.0	0.0	0.0	0.0	0.0
Total	135.4	55.3	43.8	8.4	3.9	10.1	3.2	3.1	24.3	256.7
Taxable										
= 0	0.0	0.0	0.0	0.0	0.0	0.0	0.0	0.0	0.0	0.0
0 < 5000	0.0	0.0	0.0	0.0	0.0	0.0	0.0	0.0	0.0	0.0
5000 < 10000	0.0	0.0	0.0	0.0	0.0	0.0	0.0	0.0	0.0	0.0
10000 < 15000	10.5	8.0	5.3	1.0	0.3	0.8	0.3	0.3	3.8	27.0
15000 < 20000	8.1	6.0	5.8	0.9	0.4	0.8	0.3	0.4	3.0	22.2
20000 < 25000	9.9	6.1	8.7	1.2	0.6	1.3	0.4	0.6	3.2	26.9
25000 < 30000	8.8	5.8	9.6	1.3	0.6	1.5	0.5	0.8	3.0	26.3
30000 < 35000	8.6	6.1	11.1	1.3	0.7	1.6	0.6	1.0	3.2	28.1
35000 < 40000	8.8	6.5	11.6	1.4	0.8	1.7	0.6	1.2	3.2	29.2
40000 < 50000	17.7	13.4	23.5	3.1	2.0	3.7	1.1	2.5	6.8	59.5
50000 < 70000	31.9	29.4	43.9	6.0	4.2	7.4	2.0	4.3	13.2	112.5
70000 < 75000	7.1	7.3	9.9	1.5	1.1	1.7	0.4	0.8	3.0	25.4
75000 < 80000	6.7	7.2	9.4	1.6	1.1	1.7	0.4	0.7	2.8	24.2
80000 < 100000	24.6	27.7	30.4	5.9	4.3	6.2	1.1	2.1	10.5	85.8
100000 < 150000	46.5	65.2	63.9	13.3	10.2	12.3	1.9	2.4	20.9	171.2
150000 < 200000	26.2	47.4	33.8	10.1	7.6	8.1	0.9	0.7	12.7	101.2
200000 < 500000	35.5	84.4	36.3	26.1	17.2	13.4	1.1	0.5	19.3	142.4
500000 < 1000000	6.4	19.4	4.8	10.9	5.6	3.0	0.2	0.0	5.3	28.1
1000000 < 1500000	1.3	4.7	1.0	3.2	1.6	0.7	0.1	0.0	1.5	6.5
1500000 < 2000000	0.5	1.9	0.4	1.4	0.7	0.3	0.0	0.0	0.7	2.5
2000000 < 5000000	0.6	2.5	0.5	2.1	1.0	0.4	0.0	0.0	1.1	3.4
5000000 < 10000000	0.1	0.5	0.1	0.5	0.2	0.1	0.0	0.0	0.3	0.7
At least 10000000	0.1	0.3	0.0	0.3	0.1	0.1	0.0	0.0	0.2	0.4
Total	259.8	349.7	310.0	93.0	60.3	67.0	11.9	18.5	117.5	923.3
Total	395.2	405.1	353.8	101.4	64.2	77.0	15.1	21.5	141.8	1,180.1

Statistics of Income 2015: New Jersey Income Tax Returns fo 2013

Table 1.24a Income Source by Gross Income Level: Married, Joint Filers (Amounts, 000\$)

New Jersey Gross Income Level	Net Profits from Business	Net Capital Gains	Gross Pension and Annuity Income	Distributive Share of Part- nership Income	Net Pro Rata Share of S-corp- oration Income	Net Income from Rents, Royalties, Patents, ...	Net Gambling Winnings	Alimony Received	Miscellaneous	Total Other Income
Nontaxable										
= 0	1,768.5	11,745.1	271,868.8	257.8	107.2	19,295.2	1,312.4	14.8	4,404.8	310,774.7
0 < 5000	5,975.6	8,225.0	225,627.2	496.8	172.2	9,706.5	667.9	9.8	2,627.4	253,508.4
5000 < 10000	31,704.0	10,939.3	286,373.7	1,890.4	746.1	9,104.6	736.6	11.9	3,545.4	345,052.1
10000 < 15000	87,415.9	13,859.0	340,772.0	4,346.9	1,696.7	11,057.7	955.9	13.0	5,395.8	465,513.0
15000 < 20000	127,983.4	17,412.4	383,306.5	7,751.1	3,017.5	12,275.8	1,407.4	33.0	6,911.9	560,098.9
20000 < 25000	78,780.2	7,251.3	95,984.0	6,261.0	1,616.1	3,917.5	426.7	3.9	3,830.5	198,071.2
25000 < 30000	79,634.2	4,581.6	49,571.8	7,215.6	1,853.6	2,349.7	382.2	13.0	2,806.8	148,408.5
30000 < 35000	63,888.2	2,477.9	24,327.4	5,796.7	2,478.6	1,844.5	320.3	0.2	2,461.3	103,595.1
35000 < 40000	45,984.1	1,847.3	15,266.0	5,705.0	2,133.3	1,187.5	217.5	22.0	1,814.6	74,177.3
40000 < 50000	26,316.7	2,846.2	20,493.7	4,601.9	2,252.7	1,542.4	159.6	18.3	1,197.5	59,428.8
50000 < 70000	8,680.8	3,132.7	23,106.8	3,816.1	3,246.8	2,450.5	132.2	0.0	1,551.6	46,117.5
70000 < 75000	1,890.3	702.7	4,216.7	509.6	466.8	229.5	7.0	0.0	372.1	8,394.6
75000 < 80000	1,685.7	729.5	3,282.4	472.0	474.2	481.7	64.6	0.0	503.4	7,693.5
80000 < 100000	5,869.0	1,230.6	2,942.4	2,057.2	3,015.2	1,564.2	57.2	0.0	1,201.3	17,937.2
100000 < 150000	12,794.3	5,913.0	13,299.0	7,409.6	7,134.6	3,617.7	236.9	6.0	2,333.8	52,744.8
150000 < 200000	10,495.2	3,668.1	4,493.8	5,681.0	7,394.2	3,187.2	146.7	0.0	2,124.0	37,190.3
200000 < 500000	20,366.3	8,598.4	3,346.6	32,063.5	20,862.7	3,685.7	903.6	0.0	3,309.0	93,135.9
500000 < 1000000	5,314.9	2,592.8	333.4	26,278.0	12,108.7	1,658.3	0.0	0.0	841.2	49,127.2
1000000 < 1500000	2.0	20.8	2.4	4,902.7	3,730.5	110.7	0.0	0.0	25.9	8,795.0
1500000 < 2000000	19.8	20.9	0.0	5,039.0	0.0	1.5	0.0	0.0	51.8	5,132.9
2000000 < 5000000	2,275.8	2,975.5	161.4	10,831.9	5,530.9	966.4	0.0	0.0	743.1	23,485.1
5000000 < 10000000	0.0	53.7	100.9	6,522.7	5,072.9	11.7	0.0	0.0	694.8	12,456.7
At least 10000000	5.3	423.0	0.0	104,856.3	58.8	0.0	0.0	0.0	0.0	105,343.4
Total	618,850.2	111,246.7	1,768,877.0	254,762.9	85,170.3	90,246.7	8,134.5	145.9	48,747.7	2,986,182.0
Taxable										
= 0	0.0	0.0	0.0	0.0	0.0	0.0	0.0	0.0	0.0	0.0
0 < 5000	0.0	0.0	0.0	0.0	0.0	0.0	0.0	0.0	0.0	0.0
5000 < 10000	0.0	0.0	0.0	0.0	0.0	0.0	0.0	0.0	0.0	0.0
10000 < 15000	0.0	0.0	0.0	0.0	0.0	0.0	0.0	0.0	0.0	0.0
15000 < 20000	0.0	0.0	0.0	0.0	0.0	0.0	0.0	0.0	0.0	0.0
20000 < 25000	44,666.2	11,889.0	312,914.5	5,555.0	2,780.1	8,537.9	713.0	75.3	3,909.4	391,040.4
25000 < 30000	49,442.0	16,965.8	386,783.4	8,439.5	4,070.3	11,353.2	749.5	11.4	5,397.8	483,212.9
30000 < 35000	56,901.6	20,802.7	423,623.0	10,486.2	5,601.3	13,415.4	1,032.4	42.0	5,651.2	537,555.8
35000 < 40000	70,838.2	23,477.0	436,508.2	12,924.9	7,309.5	13,057.2	1,308.1	47.1	6,629.4	572,099.6
40000 < 50000	194,971.9	52,116.8	890,513.0	39,439.3	21,915.8	30,231.9	2,819.6	91.9	17,285.7	1,249,386.0
50000 < 70000	413,650.1	129,590.7	1,731,813.3	101,783.2	58,655.5	63,692.0	5,700.7	196.5	38,160.7	2,543,242.8
70000 < 75000	106,997.8	36,257.3	412,392.2	29,036.8	18,014.6	16,006.1	1,320.0	87.9	10,291.5	630,404.3
75000 < 80000	106,286.7	37,377.6	407,746.4	31,827.3	20,198.5	15,675.9	1,585.2	98.9	10,610.2	631,406.8
80000 < 100000	407,621.1	77,781.5	329,270.8	123,595.5	84,542.1	46,937.1	4,041.2	391.7	34,086.3	1,108,267.3
100000 < 150000	1,122,457.1	461,012.3	3,070,726.0	406,167.8	285,585.3	144,965.2	12,488.3	1,214.5	118,182.0	5,622,798.6
150000 < 200000	950,832.9	457,439.1	1,720,683.1	439,291.3	295,187.2	110,213.9	9,859.6	816.2	105,047.2	4,089,370.5
200000 < 500000	2,787,676.1	1,687,200.1	2,347,701.6	2,513,143.7	1,338,691.6	282,972.5	29,900.6	2,107.9	313,321.2	11,302,715.3
500000 < 1000000	1,113,013.7	1,078,625.7	402,766.1	2,802,562.4	1,215,923.2	124,887.5	22,362.1	139.7	202,594.0	6,962,874.5
1000000 < 1500000	323,432.7	506,213.8	97,317.6	1,452,272.0	740,691.8	52,376.1	13,369.8	78.0	111,199.7	3,296,951.4
1500000 < 2000000	173,671.6	328,057.9	34,706.2	908,091.0	511,667.7	18,585.7	4,066.0	11.9	76,149.2	2,055,007.3
2000000 < 5000000	285,811.6	772,017.0	55,229.3	2,478,412.3	1,349,618.4	54,898.6	6,258.8	30.5	216,336.0	5,218,612.5
5000000 < 10000000	118,117.3	456,306.0	11,706.4	1,315,844.2	771,951.9	15,828.1	61,038.5	0.0	117,632.0	2,868,424.5
At least 10000000	79,136.1	753,083.0	7,438.8	5,023,532.3	1,474,245.6	34,142.6	246,942.3	0.0	204,097.7	7,822,618.3
Total	8,405,524.7	6,906,213.1	13,079,840.0	17,702,404.8	8,206,650.6	1,057,777.0	425,555.7	5,441.6	1,596,581.2	57,385,988.7
Total	9,024,374.9	7,017,459.8	14,848,717.0	17,957,167.7	8,291,820.8	1,148,023.6	433,690.2	5,587.5	1,645,329.0	60,372,170.7

Statistics of Income 2015: New Jersey Income Tax Returns fo 2013

[Table 1.24b](#) Income Source by Gross Income Level: Married, Joint Filers (Returns, 000s)

New Jersey Gross Income Level	Net Profits from Business	Net Capital Gains	Gross Pension and Annuity Income	Distributive Share of Part- nership Income	Net Pro Rata Share of S-corp- oration Income	Net Income from Rents, Royalties, Patents, ...	Net Gambling Winnings	Alimony Received	Miscellaneous	Total Other Income
Nontaxable										
= 0	1.6	5.6	28.8	0.3	0.1	3.6	0.5	0.0	1.7	32.4
0 < 5000	2.4	3.0	13.4	0.3	0.1	1.4	0.2	0.0	1.1	16.7
5000 < 10000	5.5	3.6	15.3	0.5	0.2	1.4	0.3	0.0	1.2	21.0
10000 < 15000	9.4	4.2	16.2	0.7	0.3	1.7	0.3	0.0	1.6	26.1
15000 < 20000	10.6	4.6	16.0	1.0	0.4	1.8	0.4	0.0	1.9	27.6
20000 < 25000	5.2	1.7	4.1	0.6	0.2	0.7	0.2	0.0	0.9	10.1
25000 < 30000	4.6	1.1	2.2	0.5	0.2	0.5	0.1	0.0	0.7	7.7
30000 < 35000	3.3	0.6	1.2	0.4	0.2	0.4	0.1	0.0	0.5	5.3
35000 < 40000	2.2	0.5	0.8	0.3	0.2	0.2	0.1	0.0	0.3	3.5
40000 < 50000	1.2	0.5	0.9	0.2	0.2	0.2	0.0	0.0	0.3	2.5
50000 < 70000	0.6	0.6	1.0	0.2	0.2	0.2	0.0	0.0	0.2	2.2
70000 < 75000	0.2	0.2	0.2	0.0	0.0	0.0	0.0	0.0	0.1	0.6
75000 < 80000	0.2	0.2	0.2	0.0	0.0	0.1	0.0	0.0	0.1	0.6
80000 < 100000	0.7	0.7	0.6	0.1	0.1	0.2	0.0	0.0	0.3	2.1
100000 < 150000	1.3	1.9	1.2	0.3	0.3	0.4	0.1	0.0	0.7	4.8
150000 < 200000	0.8	1.5	0.6	0.2	0.2	0.2	0.0	0.0	0.4	3.1
200000 < 500000	0.9	2.8	0.6	0.5	0.3	0.3	0.0	0.0	0.5	4.6
500000 < 1000000	0.1	0.4	0.1	0.2	0.1	0.0	0.0	0.0	0.1	0.6
1000000 < 1500000	0.0	0.0	0.0	0.0	0.0	0.0	0.0	0.0	0.0	0.0
1500000 < 2000000	0.0	0.0	0.0	0.0	0.0	0.0	0.0	0.0	0.0	0.0
2000000 < 5000000	0.0	0.0	0.0	0.0	0.0	0.0	0.0	0.0	0.0	0.0
5000000 < 10000000	0.0	0.0	0.0	0.0	0.0	0.0	0.0	0.0	0.0	0.0
At least 10000000	0.0	0.0	0.0	0.0	0.0	0.0	0.0	0.0	0.0	0.0
Total	50.6	33.6	103.5	6.4	3.3	13.4	2.5	0.0	12.6	171.6
Taxable										
= 0	0.0	0.0	0.0	0.0	0.0	0.0	0.0	0.0	0.0	0.0
0 < 5000	0.0	0.0	0.0	0.0	0.0	0.0	0.0	0.0	0.0	0.0
5000 < 10000	0.0	0.0	0.0	0.0	0.0	0.0	0.0	0.0	0.0	0.0
10000 < 15000	0.0	0.0	0.0	0.0	0.0	0.0	0.0	0.0	0.0	0.0
15000 < 20000	0.0	0.0	0.0	0.0	0.0	0.0	0.0	0.0	0.0	0.0
20000 < 25000	3.7	3.1	11.4	0.6	0.3	1.1	0.2	0.0	1.1	15.5
25000 < 30000	3.9	3.9	13.1	0.8	0.4	1.4	0.2	0.0	1.2	17.4
30000 < 35000	4.2	4.4	13.7	0.9	0.4	1.5	0.3	0.0	1.4	18.7
35000 < 40000	4.9	4.8	13.4	1.0	0.6	1.5	0.3	0.0	1.6	19.4
40000 < 50000	11.8	9.8	26.5	2.5	1.4	3.4	0.7	0.0	3.8	41.4
50000 < 70000	23.3	21.4	48.7	5.3	3.3	6.5	1.2	0.0	8.2	80.7
70000 < 75000	5.6	5.7	11.2	1.3	0.9	1.6	0.3	0.0	2.2	19.6
75000 < 80000	5.6	5.7	10.9	1.4	1.0	1.5	0.3	0.0	2.2	19.4
80000 < 100000	19.8	16.4	21.8	4.7	3.6	4.9	0.7	0.0	7.3	57.4
100000 < 150000	45.9	64.0	82.7	13.9	9.8	12.9	1.7	0.1	20.4	168.2
150000 < 200000	27.3	49.0	44.0	10.8	7.6	8.8	0.9	0.0	13.4	104.4
200000 < 500000	38.0	88.4	49.7	28.2	17.6	15.0	1.1	0.1	21.1	148.6
500000 < 1000000	6.9	20.4	7.1	11.8	5.9	3.4	0.2	0.0	5.9	29.3
1000000 < 1500000	1.4	5.0	1.6	3.4	1.7	0.9	0.1	0.0	1.7	6.8
1500000 < 2000000	0.5	2.0	0.6	1.5	0.8	0.3	0.0	0.0	0.8	2.7
2000000 < 5000000	0.7	2.7	0.8	2.3	1.1	0.5	0.0	0.0	1.3	3.6
5000000 < 10000000	0.1	0.6	0.2	0.5	0.2	0.1	0.0	0.0	0.3	0.7
At least 10000000	0.1	0.3	0.1	0.3	0.1	0.1	0.0	0.0	0.2	0.4
Total	203.7	307.7	357.3	91.1	56.8	65.3	8.3	0.3	94.1	754.3
Total	254.3	341.3	460.8	97.5	60.1	78.7	10.8	0.4	106.7	925.9

Statistics of Income 2015: New Jersey Income Tax Returns fo 2013

Table 1.24a Income Source by Gross Income Level: Married, Joint Filers (Amounts, 000\$)

New Jersey Gross Income Level	Net Profits from Business	Net Capital Gains	Gross Pension and Annuity Income	Distributive Share of Part- nership Income	Net Pro Rata Share of S-corp- oration Income	Net Income from Rents, Royalties, Patents, ...	Net Gambling Winnings	Alimony Received	Miscellaneous	Total Other Income
Nontaxable										
= 0	1,768.5	11,745.1	271,868.8	257.8	107.2	19,295.2	1,312.4	14.8	4,404.8	310,774.7
0 < 5000	5,975.6	8,225.0	225,627.2	496.8	172.2	9,706.5	667.9	9.8	2,627.4	253,508.4
5000 < 10000	31,704.0	10,939.3	286,373.7	1,890.4	746.1	9,104.6	736.6	11.9	3,545.4	345,052.1
10000 < 15000	87,415.9	13,859.0	340,772.0	4,346.9	1,696.7	11,057.7	955.9	13.0	5,395.8	465,513.0
15000 < 20000	127,983.4	17,412.4	383,306.5	7,751.1	3,017.5	12,275.8	1,407.4	33.0	6,911.9	560,098.9
20000 < 25000	78,780.2	7,251.3	95,984.0	6,261.0	1,616.1	3,917.5	426.7	3.9	3,830.5	198,071.2
25000 < 30000	79,634.2	4,581.6	49,571.8	7,215.6	1,853.6	2,349.7	382.2	13.0	2,806.8	148,408.5
30000 < 35000	63,888.2	2,477.9	24,327.4	5,796.7	2,478.6	1,844.5	320.3	0.2	2,461.3	103,595.1
35000 < 40000	45,984.1	1,847.3	15,266.0	5,705.0	2,133.3	1,187.5	217.5	22.0	1,814.6	74,177.3
40000 < 50000	26,316.7	2,846.2	20,493.7	4,601.9	2,252.7	1,542.4	159.6	18.3	1,197.5	59,428.8
50000 < 70000	8,680.8	3,132.7	23,106.8	3,816.1	3,246.8	2,450.5	132.2	0.0	1,551.6	46,117.5
70000 < 75000	1,890.3	702.7	4,216.7	509.6	466.8	229.5	7.0	0.0	372.1	8,394.6
75000 < 80000	1,685.7	729.5	3,282.4	472.0	474.2	481.7	64.6	0.0	503.4	7,693.5
80000 < 100000	5,869.0	1,230.6	2,942.4	2,057.2	3,015.2	1,564.2	57.2	0.0	1,201.3	17,937.2
100000 < 150000	12,794.3	5,913.0	13,299.0	7,409.6	7,134.6	3,617.7	236.9	6.0	2,333.8	52,744.8
150000 < 200000	10,495.2	3,668.1	4,493.8	5,681.0	7,394.2	3,187.2	146.7	0.0	2,124.0	37,190.3
200000 < 500000	20,366.3	8,598.4	3,346.6	32,063.5	20,862.7	3,685.7	903.6	0.0	3,309.0	93,135.9
500000 < 1000000	5,314.9	2,592.8	333.4	26,278.0	12,108.7	1,658.3	0.0	0.0	841.2	49,127.2
1000000 < 1500000	2.0	20.8	2.4	4,902.7	3,730.5	110.7	0.0	0.0	25.9	8,795.0
1500000 < 2000000	19.8	20.9	0.0	5,039.0	0.0	1.5	0.0	0.0	51.8	5,132.9
2000000 < 5000000	2,275.8	2,975.5	161.4	10,831.9	5,530.9	966.4	0.0	0.0	743.1	23,485.1
5000000 < 10000000	0.0	53.7	100.9	6,522.7	5,072.9	11.7	0.0	0.0	694.8	12,456.7
At least 10000000	5.3	423.0	0.0	104,856.3	58.8	0.0	0.0	0.0	0.0	105,343.4
Total	618,850.2	111,246.7	1,768,877.0	254,762.9	85,170.3	90,246.7	8,134.5	145.9	48,747.7	2,986,182.0
Taxable										
= 0	0.0	0.0	0.0	0.0	0.0	0.0	0.0	0.0	0.0	0.0
0 < 5000	0.0	0.0	0.0	0.0	0.0	0.0	0.0	0.0	0.0	0.0
5000 < 10000	0.0	0.0	0.0	0.0	0.0	0.0	0.0	0.0	0.0	0.0
10000 < 15000	0.0	0.0	0.0	0.0	0.0	0.0	0.0	0.0	0.0	0.0
15000 < 20000	0.0	0.0	0.0	0.0	0.0	0.0	0.0	0.0	0.0	0.0
20000 < 25000	44,666.2	11,889.0	312,914.5	5,555.0	2,780.1	8,537.9	713.0	75.3	3,909.4	391,040.4
25000 < 30000	49,442.0	16,965.8	386,783.4	8,439.5	4,070.3	11,353.2	749.5	11.4	5,397.8	483,212.9
30000 < 35000	56,901.6	20,802.7	423,623.0	10,486.2	5,601.3	13,415.4	1,032.4	42.0	5,651.2	537,555.8
35000 < 40000	70,838.2	23,477.0	436,508.2	12,924.9	7,309.5	13,057.2	1,308.1	47.1	6,629.4	572,099.6
40000 < 50000	194,971.9	52,116.8	890,513.0	39,439.3	21,915.8	30,231.9	2,819.6	91.9	17,285.7	1,249,386.0
50000 < 70000	413,650.1	129,590.7	1,731,813.3	101,783.2	58,655.5	63,692.0	5,700.7	196.5	38,160.7	2,543,242.8
70000 < 75000	106,997.8	36,257.3	412,392.2	29,036.8	18,014.6	16,006.1	1,320.0	87.9	10,291.5	630,404.3
75000 < 80000	106,286.7	37,377.6	407,746.4	31,827.3	20,198.5	15,675.9	1,585.2	98.9	10,610.2	631,406.8
80000 < 100000	407,621.1	77,781.5	329,270.8	123,595.5	84,542.1	46,937.1	4,041.2	391.7	34,086.3	1,108,267.3
100000 < 150000	1,122,457.1	461,012.3	3,070,726.0	406,167.8	285,585.3	144,965.2	12,488.3	1,214.5	118,182.0	5,622,798.6
150000 < 200000	950,832.9	457,439.1	1,720,683.1	439,291.3	295,187.2	110,213.9	9,859.6	816.2	105,047.2	4,089,370.5
200000 < 500000	2,787,676.1	1,687,200.1	2,347,701.6	2,513,143.7	1,338,691.6	282,972.5	29,900.6	2,107.9	313,321.2	11,302,715.3
500000 < 1000000	1,113,013.7	1,078,625.7	402,766.1	2,802,562.4	1,215,923.2	124,887.5	22,362.1	139.7	202,594.0	6,962,874.5
1000000 < 1500000	323,432.7	506,213.8	97,317.6	1,452,272.0	740,691.8	52,376.1	13,369.8	78.0	111,199.7	3,296,951.4
1500000 < 2000000	173,671.6	328,057.9	34,706.2	908,091.0	511,667.7	18,585.7	4,066.0	11.9	76,149.2	2,055,007.3
2000000 < 5000000	285,811.6	772,017.0	55,229.3	2,478,412.3	1,349,618.4	54,898.6	6,258.8	30.5	216,336.0	5,218,612.5
5000000 < 10000000	118,117.3	456,306.0	11,706.4	1,315,844.2	771,951.9	15,828.1	61,038.5	0.0	117,632.0	2,868,424.5
At least 10000000	79,136.1	753,083.0	7,438.8	5,023,532.3	1,474,245.6	34,142.6	246,942.3	0.0	204,097.7	7,822,618.3
Total	8,405,524.7	6,906,213.1	13,079,840.0	17,702,404.8	8,206,650.6	1,057,777.0	425,555.7	5,441.6	1,596,581.2	57,385,988.7
Total	9,024,374.9	7,017,459.8	14,848,717.0	17,957,167.7	8,291,820.8	1,148,023.6	433,690.2	5,587.5	1,645,329.0	60,372,170.7

Statistics of Income 2015: New Jersey Income Tax Returns fo 2013

Table 1.24b Income Source by Gross Income Level: Married, Joint Filers (Returns, 000s)

New Jersey Gross Income Level	Net Profits from Business	Net Capital Gains	Gross Pension and Annuity Income	Distributive Share of Part- nership Income	Net Pro Rata Share of S-corp- oration Income	Net Income from Rents, Royalties, Patents, ...	Net Gambling Winnings	Alimony Received	Miscellaneous	Total Other Income
Nontaxable										
= 0	1.6	5.6	28.8	0.3	0.1	3.6	0.5	0.0	1.7	32.4
0 < 5000	2.4	3.0	13.4	0.3	0.1	1.4	0.2	0.0	1.1	16.7
5000 < 10000	5.5	3.6	15.3	0.5	0.2	1.4	0.3	0.0	1.2	21.0
10000 < 15000	9.4	4.2	16.2	0.7	0.3	1.7	0.3	0.0	1.6	26.1
15000 < 20000	10.6	4.6	16.0	1.0	0.4	1.8	0.4	0.0	1.9	27.6
20000 < 25000	5.2	1.7	4.1	0.6	0.2	0.7	0.2	0.0	0.9	10.1
25000 < 30000	4.6	1.1	2.2	0.5	0.2	0.5	0.1	0.0	0.7	7.7
30000 < 35000	3.3	0.6	1.2	0.4	0.2	0.4	0.1	0.0	0.5	5.3
35000 < 40000	2.2	0.5	0.8	0.3	0.2	0.2	0.1	0.0	0.3	3.5
40000 < 50000	1.2	0.5	0.9	0.2	0.2	0.2	0.0	0.0	0.3	2.5
50000 < 70000	0.6	0.6	1.0	0.2	0.2	0.2	0.0	0.0	0.2	2.2
70000 < 75000	0.2	0.2	0.2	0.0	0.0	0.0	0.0	0.0	0.1	0.6
75000 < 80000	0.2	0.2	0.2	0.0	0.0	0.1	0.0	0.0	0.1	0.6
80000 < 100000	0.7	0.7	0.6	0.1	0.1	0.2	0.0	0.0	0.3	2.1
100000 < 150000	1.3	1.9	1.2	0.3	0.3	0.4	0.1	0.0	0.7	4.8
150000 < 200000	0.8	1.5	0.6	0.2	0.2	0.2	0.0	0.0	0.4	3.1
200000 < 500000	0.9	2.8	0.6	0.5	0.3	0.3	0.0	0.0	0.5	4.6
500000 < 1000000	0.1	0.4	0.1	0.2	0.1	0.0	0.0	0.0	0.1	0.6
1000000 < 1500000	0.0	0.0	0.0	0.0	0.0	0.0	0.0	0.0	0.0	0.0
1500000 < 2000000	0.0	0.0	0.0	0.0	0.0	0.0	0.0	0.0	0.0	0.0
2000000 < 5000000	0.0	0.0	0.0	0.0	0.0	0.0	0.0	0.0	0.0	0.0
5000000 < 10000000	0.0	0.0	0.0	0.0	0.0	0.0	0.0	0.0	0.0	0.0
At least 10000000	0.0	0.0	0.0	0.0	0.0	0.0	0.0	0.0	0.0	0.0
Total	50.6	33.6	103.5	6.4	3.3	13.4	2.5	0.0	12.6	171.6
Taxable										
= 0	0.0	0.0	0.0	0.0	0.0	0.0	0.0	0.0	0.0	0.0
0 < 5000	0.0	0.0	0.0	0.0	0.0	0.0	0.0	0.0	0.0	0.0
5000 < 10000	0.0	0.0	0.0	0.0	0.0	0.0	0.0	0.0	0.0	0.0
10000 < 15000	0.0	0.0	0.0	0.0	0.0	0.0	0.0	0.0	0.0	0.0
15000 < 20000	0.0	0.0	0.0	0.0	0.0	0.0	0.0	0.0	0.0	0.0
20000 < 25000	3.7	3.1	11.4	0.6	0.3	1.1	0.2	0.0	1.1	15.5
25000 < 30000	3.9	3.9	13.1	0.8	0.4	1.4	0.2	0.0	1.2	17.4
30000 < 35000	4.2	4.4	13.7	0.9	0.4	1.5	0.3	0.0	1.4	18.7
35000 < 40000	4.9	4.8	13.4	1.0	0.6	1.5	0.3	0.0	1.6	19.4
40000 < 50000	11.8	9.8	26.5	2.5	1.4	3.4	0.7	0.0	3.8	41.4
50000 < 70000	23.3	21.4	48.7	5.3	3.3	6.5	1.2	0.0	8.2	80.7
70000 < 75000	5.6	5.7	11.2	1.3	0.9	1.6	0.3	0.0	2.2	19.6
75000 < 80000	5.6	5.7	10.9	1.4	1.0	1.5	0.3	0.0	2.2	19.4
80000 < 100000	19.8	16.4	21.8	4.7	3.6	4.9	0.7	0.0	7.3	57.4
100000 < 150000	45.9	64.0	82.7	13.9	9.8	12.9	1.7	0.1	20.4	168.2
150000 < 200000	27.3	49.0	44.0	10.8	7.6	8.8	0.9	0.0	13.4	104.4
200000 < 500000	38.0	88.4	49.7	28.2	17.6	15.0	1.1	0.1	21.1	148.6
500000 < 1000000	6.9	20.4	7.1	11.8	5.9	3.4	0.2	0.0	5.9	29.3
1000000 < 1500000	1.4	5.0	1.6	3.4	1.7	0.9	0.1	0.0	1.7	6.8
1500000 < 2000000	0.5	2.0	0.6	1.5	0.8	0.3	0.0	0.0	0.8	2.7
2000000 < 5000000	0.7	2.7	0.8	2.3	1.1	0.5	0.0	0.0	1.3	3.6
5000000 < 10000000	0.1	0.6	0.2	0.5	0.2	0.1	0.0	0.0	0.3	0.7
At least 10000000	0.1	0.3	0.1	0.3	0.1	0.1	0.0	0.0	0.2	0.4
Total	203.7	307.7	357.3	91.1	56.8	65.3	8.3	0.3	94.1	754.3
Total	254.3	341.3	460.8	97.5	60.1	78.7	10.8	0.4	106.7	925.9

Statistics of Income 2015: New Jersey Income Tax Returns fo 2013

Table 1.25a Income Source by Gross Income Level: Single Filers (Amounts, 000\$)

New Jersey Gross Income Level	Net Profits from Business	Net Capital Gains	Gross Pension and Annuity Income	Distributive Share of Part- nership Income	Net Pro Rata Share of S-corp- oration Income	Net Income from Rents, Royalties, Patents, ...	Net Gambling Winnings	Alimony Received	Miscellaneous	Total Other Income
Nontaxable										
= 0	2,618.6	21,560.7	402,881.0	377.9	84.4	21,088.9	1,755.8	3,913.1	8,116.2	462,396.5
0 < 5000	36,321.0	35,355.7	353,422.7	2,081.8	445.8	10,040.9	1,111.3	2,855.6	12,041.0	453,675.9
5000 < 10000	111,113.4	47,941.6	406,577.1	6,039.4	1,881.0	12,587.3	1,768.5	4,475.5	20,530.2	612,914.0
10000 < 15000	39,681.2	13,154.2	159,618.5	1,504.1	293.1	4,366.0	303.5	2,073.0	4,275.3	225,269.0
15000 < 20000	14,754.8	6,976.7	63,870.9	882.7	254.9	2,004.2	99.6	986.6	2,554.3	92,384.7
20000 < 25000	5,083.3	4,146.0	32,626.3	523.4	256.0	764.7	98.5	512.9	1,976.1	45,987.1
25000 < 30000	3,343.9	3,455.0	22,959.0	750.8	187.7	657.2	43.7	473.0	1,488.4	33,358.8
30000 < 35000	1,679.9	3,101.1	17,544.2	546.7	158.6	602.5	11.9	134.4	1,277.9	25,057.2
35000 < 40000	1,120.1	2,924.9	14,043.0	366.3	231.4	272.6	56.5	79.8	1,085.4	20,180.1
40000 < 50000	2,103.7	4,561.5	23,845.5	882.7	574.5	706.3	69.4	94.9	1,703.0	34,541.5
50000 < 70000	3,204.6	7,650.1	30,654.4	1,270.3	905.9	1,403.6	188.3	162.4	3,826.1	49,265.6
70000 < 75000	589.6	1,577.0	4,796.2	415.4	212.5	327.7	3.9	62.1	573.1	8,557.3
75000 < 80000	485.7	1,508.1	5,612.6	191.7	224.2	222.1	7.9	80.5	636.0	8,968.8
80000 < 100000	2,487.3	1,974.8	4,781.0	837.1	864.1	547.8	180.8	185.6	689.8	12,548.3
100000 < 150000	2,074.7	4,382.0	9,405.8	1,404.1	1,296.9	981.4	370.4	129.5	2,693.3	22,738.1
150000 < 200000	1,497.6	1,449.1	2,351.6	1,647.6	1,048.5	451.5	31.5	0.0	713.2	9,190.6
200000 < 500000	981.7	2,147.5	788.7	2,064.0	3,959.7	314.9	172.4	0.0	863.0	11,292.0
500000 < 1000000	2.4	81.4	3.1	961.1	368.5	0.0	0.0	0.0	354.1	1,770.5
1000000 < 1500000	0.0	10.7	1.4	14.8	1,978.0	0.0	0.0	0.0	1,102.3	3,107.2
1500000 < 2000000	1,146.3	0.1	0.0	413.2	0.0	0.0	0.0	0.0	1.5	1,561.0
2000000 < 5000000	0.0	0.0	518.6	0.0	0.0	2,540.6	0.0	0.0	1,554.5	4,613.7
5000000 < 10000000	0.0	1.4	5,017.0	0.0	0.0	0.0	0.0	0.0	0.0	5,018.4
At least 10000000	0.0	0.0	0.0	0.0	0.0	0.0	0.0	0.0	0.0	0.0
Total	230,290.0	163,959.5	1,561,318.5	23,175.2	15,225.5	59,880.4	6,273.7	16,219.0	68,054.6	2,144,396.3
Taxable										
= 0	0.0	0.0	0.0	0.0	0.0	0.0	0.0	0.0	0.0	0.0
0 < 5000	0.0	0.0	0.0	0.0	0.0	0.0	0.0	0.0	0.0	0.0
5000 < 10000	0.0	0.0	0.0	0.0	0.0	0.0	0.0	0.0	0.0	0.0
10000 < 15000	85,938.9	38,599.7	285,905.6	7,627.1	2,495.0	8,059.1	1,545.0	4,768.7	16,135.1	451,074.4
15000 < 20000	85,949.6	40,685.7	381,783.4	9,535.2	3,605.9	9,215.4	1,689.2	7,152.1	16,823.1	556,439.6
20000 < 25000	84,461.9	42,911.1	409,178.5	11,527.9	4,835.4	9,864.2	1,592.0	7,570.5	17,524.6	589,466.2
25000 < 30000	76,571.9	40,396.5	403,047.1	11,300.0	5,043.5	9,091.2	1,409.3	8,237.3	17,102.8	572,199.7
30000 < 35000	70,871.9	40,648.7	389,651.2	11,937.5	5,536.6	9,559.0	1,885.2	10,036.7	16,464.8	556,591.8
35000 < 40000	66,859.8	40,749.0	373,271.9	11,886.1	6,264.4	8,574.5	1,984.2	9,996.0	16,229.2	535,815.1
40000 < 50000	118,164.1	78,901.4	674,739.0	24,980.1	13,539.0	16,033.0	2,956.0	21,484.7	29,790.1	980,587.5
50000 < 70000	192,793.5	144,872.2	982,152.6	44,950.2	29,568.2	28,151.7	5,493.2	40,315.7	53,146.2	1,521,443.4
70000 < 75000	41,581.9	33,829.5	178,080.7	11,965.9	7,047.3	6,067.1	944.4	8,203.7	12,263.6	299,984.1
75000 < 80000	36,635.6	34,657.8	162,133.1	11,045.2	6,083.5	6,071.3	1,461.1	7,683.5	12,726.0	278,497.0
80000 < 100000	123,494.9	80,706.0	248,529.6	35,685.9	26,248.2	15,059.5	3,231.8	21,985.2	27,313.6	582,254.7
100000 < 150000	209,235.2	251,300.3	787,226.7	88,626.4	56,361.0	34,683.3	5,995.3	43,719.8	86,645.9	1,563,794.0
150000 < 200000	125,835.4	168,075.5	322,674.3	69,284.4	47,337.5	21,078.6	4,169.1	21,220.4	57,330.7	837,006.0
200000 < 500000	285,239.4	397,475.5	395,852.2	271,692.9	181,842.6	50,926.0	13,456.0	29,114.4	144,912.8	1,770,511.8
500000 < 1000000	90,505.5	183,641.3	61,631.3	211,683.7	148,240.3	25,907.4	14,331.4	4,212.4	78,304.8	818,458.2
1000000 < 1500000	27,607.3	81,714.8	15,084.0	105,768.3	81,538.7	6,380.0	13,136.8	1,715.5	35,709.3	368,654.8
1500000 < 2000000	12,557.8	45,464.9	5,723.8	60,298.5	46,181.3	4,081.2	3.3	45.0	24,032.3	198,388.0
2000000 < 5000000	24,391.9	101,307.6	7,617.8	137,894.2	159,169.2	11,681.4	3.0	0.0	48,858.5	490,923.5
5000000 < 10000000	12,237.1	74,751.5	4,455.1	121,933.4	85,737.7	4,278.6	26,874.1	0.0	44,362.5	374,630.1
At least 10000000	413.3	100,321.0	536.9	283,584.9	117,610.8	2,101.3	0.0	0.0	87,694.8	592,262.9
Total	1,771,346.7	2,021,010.2	6,089,274.8	1,543,207.9	1,034,286.3	286,864.1	102,160.4	247,461.6	843,370.9	13,938,982.9
Total	2,001,636.7	2,184,969.6	7,650,593.3	1,566,383.0	1,049,511.9	346,744.5	108,434.2	263,680.6	911,425.5	16,083,379.2

Statistics of Income 2015: New Jersey Income Tax Returns fo 2013

Table 1.25b Income Source by Gross Income Level: Single Filers (Returns, 000s)

New Jersey Gross Income Level	Net Profits from Business	Net Capital Gains	Gross Pension and Annuity Income	Distributive Share of Part- nership Income	Net Pro Rata Share of S-corp- oration Income	Net Income from Rents, Royalties, Patents, ...	Net Gambling Winnings	Alimony Received	Miscellaneous	Total Other Income
Nontaxable										
= 0	2.2	12.5	58.6	0.5	0.1	4.7	0.6	0.6	3.6	67.1
0 < 5000	17.5	27.0	29.0	1.6	0.2	2.1	0.5	0.3	6.6	73.7
5000 < 10000	19.9	19.0	28.4	1.6	0.4	2.2	0.6	0.5	7.0	66.8
10000 < 15000	4.2	3.4	8.7	0.3	0.1	0.6	0.1	0.2	0.9	13.8
15000 < 20000	1.2	1.4	3.1	0.2	0.0	0.2	0.0	0.1	0.4	4.7
20000 < 25000	0.4	0.7	1.4	0.1	0.0	0.1	0.0	0.0	0.3	2.1
25000 < 30000	0.2	0.5	0.9	0.1	0.0	0.1	0.0	0.0	0.2	1.4
30000 < 35000	0.1	0.4	0.6	0.0	0.0	0.0	0.0	0.0	0.1	1.0
35000 < 40000	0.1	0.3	0.5	0.0	0.0	0.0	0.0	0.0	0.1	0.8
40000 < 50000	0.2	0.5	0.8	0.1	0.0	0.1	0.0	0.0	0.2	1.4
50000 < 70000	0.4	1.1	1.2	0.1	0.0	0.1	0.0	0.0	0.4	2.5
70000 < 75000	0.1	0.2	0.2	0.0	0.0	0.0	0.0	0.0	0.1	0.5
75000 < 80000	0.1	0.2	0.2	0.0	0.0	0.0	0.0	0.0	0.1	0.5
80000 < 100000	0.2	0.7	0.3	0.1	0.0	0.1	0.0	0.0	0.2	1.3
100000 < 150000	0.2	0.9	0.4	0.1	0.0	0.1	0.0	0.0	0.2	1.6
150000 < 200000	0.1	0.3	0.1	0.0	0.0	0.0	0.0	0.0	0.1	0.5
200000 < 500000	0.0	0.3	0.1	0.0	0.0	0.0	0.0	0.0	0.1	0.4
500000 < 1000000	0.0	0.0	0.0	0.0	0.0	0.0	0.0	0.0	0.0	0.0
1000000 < 1500000	0.0	0.0	0.0	0.0	0.0	0.0	0.0	0.0	0.0	0.0
1500000 < 2000000	0.0	0.0	0.0	0.0	0.0	0.0	0.0	0.0	0.0	0.0
2000000 < 5000000	0.0	0.0	0.0	0.0	0.0	0.0	0.0	0.0	0.0	0.0
5000000 < 10000000	0.0	0.0	0.0	0.0	0.0	0.0	0.0	0.0	0.0	0.0
At least 10000000	0.0	0.0	0.0	0.0	0.0	0.0	0.0	0.0	0.0	0.0
Total	47.1	69.4	134.7	4.7	1.1	10.6	2.1	1.9	20.4	240.1
Taxable										
= 0	0.0	0.0	0.0	0.0	0.0	0.0	0.0	0.0	0.0	0.0
0 < 5000	0.0	0.0	0.0	0.0	0.0	0.0	0.0	0.0	0.0	0.0
5000 < 10000	0.0	0.0	0.0	0.0	0.0	0.0	0.0	0.0	0.0	0.0
10000 < 15000	10.7	10.9	17.6	1.2	0.4	1.4	0.5	0.5	4.4	39.5
15000 < 20000	8.5	10.0	19.6	1.2	0.4	1.4	0.5	0.6	3.8	36.4
20000 < 25000	7.0	9.5	18.9	1.2	0.4	1.4	0.4	0.6	3.5	33.0
25000 < 30000	5.7	8.6	17.1	1.0	0.4	1.3	0.4	0.6	3.1	29.0
30000 < 35000	4.8	8.0	15.6	1.0	0.4	1.2	0.4	0.6	2.8	26.5
35000 < 40000	4.3	7.8	14.3	1.0	0.4	1.1	0.4	0.6	2.6	24.2
40000 < 50000	6.9	14.4	23.8	1.8	0.8	2.0	0.6	1.2	4.6	41.6
50000 < 70000	10.3	24.0	32.1	2.7	1.4	3.2	0.9	1.9	7.6	62.3
70000 < 75000	1.8	4.8	5.5	0.6	0.3	0.6	0.2	0.3	1.5	11.4
75000 < 80000	1.5	4.4	4.8	0.6	0.2	0.6	0.1	0.3	1.3	9.9
80000 < 100000	4.4	11.8	9.8	1.5	0.9	1.6	0.3	0.7	3.1	25.6
100000 < 150000	5.3	19.9	18.4	2.9	1.5	2.6	0.4	0.9	5.4	37.8
150000 < 200000	2.0	7.7	5.8	1.6	0.9	1.2	0.1	0.3	2.1	13.0
200000 < 500000	2.4	9.2	5.4	2.9	1.7	1.6	0.1	0.2	2.9	14.3
500000 < 1000000	0.4	1.7	0.7	0.9	0.6	0.3	0.0	0.0	0.7	2.4
1000000 < 1500000	0.1	0.4	0.2	0.2	0.1	0.1	0.0	0.0	0.2	0.5
1500000 < 2000000	0.0	0.1	0.0	0.1	0.1	0.0	0.0	0.0	0.1	0.2
2000000 < 5000000	0.0	0.2	0.1	0.1	0.1	0.1	0.0	0.0	0.1	0.3
5000000 < 10000000	0.0	0.1	0.0	0.0	0.0	0.0	0.0	0.0	0.0	0.1
At least 10000000	0.0	0.0	0.0	0.0	0.0	0.0	0.0	0.0	0.0	0.0
Total	76.1	153.6	209.8	22.6	11.1	21.5	5.3	9.3	49.7	407.7
Total	123.2	222.9	344.4	27.3	12.1	32.1	7.4	11.2	70.1	647.8

Statistics of Income 2015: New Jersey Income Tax Returns fo 2013

[Table 1.26a](#) Income Source by Gross Income Level: Full-year Residents (Amounts, 000\$)

New Jersey Gross Income Percentile Level		Net Profits from Business	Net Capital Gains	Gross Pension and Annuity Income	Distributive Share of Part- nership Income	Net Pro Rata Share of S-corp- oration Income	Net Income from Rents, Royalties, Patents, ...	Net Gambling Winnings	Alimony Received	Miscellaneous	Total Other Income
< 4,155	< 10.0	36,981.2	69,072.0	1,182,614.0	2,509.7	652.3	58,279.6	4,679.0	6,935.7	25,188.8	1,386,912.4
4,155 < 10,839	10.0 < 20.0	333,504.2	81,360.9	985,451.6	12,010.7	3,723.7	32,288.8	4,063.0	7,902.1	35,053.0	1,495,358.1
10,839 < 14,527	20.0 < 25.0	292,794.7	49,459.7	614,727.0	11,531.0	4,080.8	18,475.4	2,376.2	7,739.0	21,558.0	1,022,741.9
14,527 < 18,462	25.0 < 30.0	337,346.8	53,852.9	684,905.0	15,575.0	5,699.1	21,348.0	2,830.6	10,807.7	24,337.2	1,156,702.3
18,462 < 27,951	30.0 < 40.0	527,548.1	130,944.7	1,728,557.3	53,452.6	21,462.4	49,982.9	6,866.6	31,869.3	56,724.3	2,607,408.2
27,951 < 39,753	40.0 < 50.0	537,832.5	169,020.9	2,151,750.9	77,954.3	39,888.1	63,353.2	9,302.2	49,431.3	68,480.6	3,167,014.0
39,753 < 55,081	50.0 < 60.0	585,230.5	227,757.2	2,598,262.9	121,250.9	70,297.4	83,275.8	11,457.0	76,355.8	84,343.8	3,858,231.5
55,081 < 75,906	60.0 < 70.0	719,532.6	322,670.6	2,905,296.3	178,815.6	114,100.5	106,930.8	13,317.6	100,212.0	111,943.5	4,572,819.5
75,906 < 91,056	70.0 < 75.0	476,695.4	173,825.3	957,023.5	133,532.2	96,059.7	61,694.0	8,128.7	59,840.9	65,746.5	2,032,546.3
91,056 < 109,845	75.0 < 80.0	560,475.5	225,592.2	1,239,541.9	186,417.4	129,812.8	73,473.2	8,539.6	61,827.1	76,864.2	2,562,544.0
109,845 < 168,128	80.0 < 90.0	1,594,177.1	879,386.7	4,012,753.8	621,187.9	444,504.2	208,335.5	23,736.2	119,200.1	246,119.2	8,149,400.6
168,128 < 240,365	90.0 < 95.0	1,444,635.4	867,052.2	2,184,834.1	772,971.5	526,322.0	173,642.7	19,982.0	55,966.0	216,514.2	6,261,919.9
240,365 < 596,038	95.0 < 99.0	2,915,704.4	2,097,378.3	2,027,875.0	3,278,401.2	1,694,243.0	312,318.3	44,376.8	64,078.6	461,071.3	12,895,447.0
596,038 < 898,540	99.0 < 99.5	717,006.1	784,666.2	255,327.3	1,910,186.9	849,761.2	85,827.9	29,034.1	5,629.5	183,155.4	4,820,594.6
898,540 < 2,465,441	99.5 < 99.9	822,003.2	1,429,528.0	227,149.2	3,757,822.9	2,150,879.3	131,970.4	35,432.0	7,348.3	375,665.8	8,937,799.0
At least 2,465,441	at least 99.9	440,847.5	2,179,072.0	74,863.8	9,170,015.9	3,732,525.6	122,662.0	349,110.7	356.3	809,546.7	16,879,000.5
Total		12,342,315.2	9,740,639.9	23,830,933.5	20,303,635.9	9,884,012.2	1,603,858.6	573,232.2	665,499.9	2,862,312.5	81,806,439.9

Statistics of Income 2015: New Jersey Income Tax Returns fo 2013

[Table 1.26b](#) Income Source by Gross Income Level: Full-year Residents (Amounts, 000\$)

New Jersey Gross Income Percentile Level		Net Profits from Business	Net Capital Gains	Gross Pension and Annuity Income	Distributive Share of Part- nership Income	Net Pro Rata Share of S-corporation Income	Net Income from Rents, Royalties, Patents, ...	Net Gambling Winnings	Alimony Received	Miscellaneous	Total Other Income
< 4,155	< 10.0	22.0	44.3	127.2	2.5	0.5	11.6	1.9	1.0	12.2	182.5
4,155 < 10,839	10.0 < 20.0	52.4	31.6	63.5	3.0	0.8	5.4	1.4	1.0	12.0	142.8
10,839 < 14,527	20.0 < 25.0	30.8	14.2	34.2	1.8	0.6	3.1	0.8	0.8	5.9	75.1
14,527 < 18,462	25.0 < 30.0	28.5	13.6	34.2	2.0	0.8	3.2	0.9	1.0	5.8	72.1
18,462 < 27,951	30.0 < 40.0	38.8	29.8	75.2	5.1	2.1	7.2	2.0	2.5	12.3	133.5
27,951 < 39,753	40.0 < 50.0	34.0	34.1	81.7	6.0	3.1	8.2	2.3	3.3	13.3	138.4
39,753 < 55,081	50.0 < 60.0	33.9	41.6	87.6	7.4	4.1	9.6	2.4	4.2	15.6	150.6
55,081 < 75,906	60.0 < 70.0	38.5	51.9	90.3	9.2	5.7	11.4	2.5	4.4	19.0	166.9
75,906 < 91,056	70.0 < 75.0	22.5	28.7	38.3	5.8	4.0	6.5	1.2	2.0	10.4	86.8
91,056 < 109,845	75.0 < 80.0	24.9	34.6	42.4	6.9	4.8	7.1	1.1	1.7	11.9	96.6
109,845 < 168,128	80.0 < 90.0	55.8	97.0	105.4	19.3	13.5	17.4	2.4	2.1	28.9	227.7
168,128 < 240,365	90.0 < 95.0	32.0	68.1	50.8	15.8	10.9	11.8	1.1	0.6	17.5	131.0
240,365 < 596,038	95.0 < 99.0	31.0	80.1	38.5	29.3	17.4	13.2	0.9	0.4	19.8	126.9
596,038 < 898,540	99.0 < 99.5	4.1	12.7	4.3	7.5	3.8	2.1	0.2	0.0	3.9	18.2
898,540 < 2,465,441	99.5 < 99.9	3.0	11.1	3.4	7.7	4.0	2.0	0.1	0.0	4.1	15.1
At least 2,465,441	at least 99.9	0.7	2.9	0.9	2.6	1.3	0.6	0.1	0.0	1.6	3.9
Total		452.8	596.1	877.8	132.0	77.3	120.4	21.2	24.9	194.0	1,768.3

Statistics of Income 2015: New Jersey Income Tax Returns fo 2013

Table 1.27a Income Source by Taxable Income Level: Full-year Residents (Amounts, 000\$)

New Jersey Taxable Income Level	Net Profits from Business	Net Capital Gains	Gross Pension and Annuity Income	Distributive Share of Part- nership Income	Net Pro Rata Share of S-corp- oration Income	Net Income from Rents, Royalties, Patents, ...	Net Gambling Winnings	Alimony Received	Miscellaneous	Total Other Income
Nontaxable										
= 0	57,354.5	137,930.9	2,035,851.7	12,885.2	3,913.5	82,708.4	5,245.5	10,938.7	48,198.4	2,395,026.8
0 < 5000	148,822.5	63,118.2	860,554.2	9,073.0	3,013.0	24,403.5	2,770.3	5,397.0	22,942.1	1,140,093.8
5000 < 10000	434,555.3	38,207.6	353,467.1	11,621.0	3,643.9	15,705.2	2,418.8	5,214.7	21,257.0	886,090.7
10000 < 15000	332,009.0	8,826.2	172,601.8	11,815.8	3,534.1	9,137.0	1,675.7	5,825.7	8,899.3	554,324.5
15000 < 20000	156,365.3	3,097.3	45,897.8	11,127.8	3,538.6	4,243.8	1,139.4	5,709.5	6,184.7	237,304.2
20000 < 25000	102,768.9	936.7	10,037.5	8,397.3	3,085.1	1,778.6	837.3	3,686.2	3,838.1	135,365.7
25000 < 30000	60,695.4	764.5	6,522.4	4,681.2	2,164.8	1,359.5	357.5	1,354.2	2,176.8	80,076.3
30000 < 35000	19,918.7	479.6	3,032.3	2,491.9	1,753.5	1,310.4	176.5	208.6	1,081.4	30,452.9
35000 < 40000	5,239.0	530.5	2,902.1	1,065.9	1,374.3	593.8	147.2	94.3	600.6	12,547.6
40000 < 50000	6,560.6	960.4	5,399.1	2,466.0	2,211.2	1,503.3	63.4	48.0	835.2	20,047.1
50000 < 70000	9,675.1	2,517.6	9,303.0	2,921.1	3,268.4	2,580.1	246.8	99.3	1,912.6	32,524.2
70000 < 75000	2,754.5	632.5	1,603.3	953.4	1,619.3	473.8	30.1	17.5	443.3	8,527.6
75000 < 80000	1,971.5	428.6	1,314.7	439.2	1,108.3	486.4	12.2	38.7	469.3	6,268.9
80000 < 100000	8,366.2	2,702.5	3,579.7	3,035.0	3,775.1	2,017.4	317.8	30.9	1,580.1	25,404.7
100000 < 150000	15,029.4	6,101.5	6,457.1	8,670.2	9,474.3	4,518.4	618.4	59.8	3,314.6	54,243.7
150000 < 200000	12,395.4	4,069.9	2,451.9	8,129.2	8,951.8	2,278.1	94.0	0.0	1,987.4	40,357.7
200000 < 500000	18,536.0	9,980.8	2,463.3	36,248.6	24,241.4	3,717.2	1,074.3	0.0	3,489.6	99,751.3
500000 < 1000000	5,830.7	2,566.4	284.7	23,920.4	11,568.4	1,618.2	0.0	0.0	1,227.1	47,016.0
1000000 < 1500000	2.0	59.1	3.8	4,860.1	5,708.6	110.7	0.0	0.0	1,128.1	11,872.4
1500000 < 2000000	1,166.1	20.9	0.0	5,452.1	0.0	1.5	0.0	0.0	53.3	6,693.8
2000000 < 5000000	3.6	2,975.5	161.4	10,832.5	5,906.1	1,315.9	0.0	0.0	1,028.8	22,223.7
5000000 < 10000000	0.0	53.7	100.9	6,522.7	5,072.9	11.7	0.0	0.0	694.8	12,456.7
At least 10000000	5.3	423.0	0.0	104,856.3	58.8	0.0	0.0	0.0	0.0	105,343.4
Total	1,400,025.1	287,383.7	3,523,989.9	292,465.9	108,985.4	161,872.8	17,225.3	38,723.1	133,342.4	5,964,013.6
= 0	0.0	0.0	0.0	0.0	0.0	0.0	0.0	0.0	0.0	0.0
0 < 5000	27,045.3	32,601.2	439,981.4	5,373.9	2,148.6	11,739.6	640.3	3,722.4	8,576.7	531,829.6
5000 < 10000	78,768.7	52,974.3	720,363.7	12,474.2	5,838.1	18,822.1	1,311.0	7,328.4	15,149.0	913,029.3
10000 < 15000	151,634.1	78,108.1	859,976.0	21,590.3	9,752.9	24,116.4	2,526.8	11,289.5	27,198.3	1,186,192.4
15000 < 20000	176,344.5	79,366.0	931,312.4	26,812.3	12,210.6	27,577.4	3,300.9	14,064.2	29,894.6	1,300,882.9
20000 < 25000	195,983.4	78,150.9	911,942.2	32,787.0	15,780.6	26,188.2	3,376.7	19,285.9	28,516.3	1,312,011.2
25000 < 30000	210,458.3	75,222.3	885,938.0	37,469.4	19,116.7	27,043.0	3,203.6	22,706.4	29,773.4	1,310,931.1
30000 < 35000	220,809.2	77,616.8	868,810.7	43,917.4	22,673.9	27,605.9	3,821.1	25,028.2	29,357.4	1,319,640.6
35000 < 40000	215,727.5	77,205.9	832,796.5	45,026.2	24,472.4	26,921.8	4,118.1	26,582.2	29,085.7	1,281,936.3
40000 < 50000	391,503.7	152,046.7	1,493,308.9	93,307.1	54,841.2	53,060.3	6,763.3	52,304.3	55,955.5	2,353,090.9
50000 < 70000	697,168.6	274,348.8	2,088,372.0	191,681.5	128,337.1	92,531.0	13,155.6	97,803.1	100,292.1	3,683,689.8
70000 < 75000	165,179.8	55,157.4	278,015.5	48,409.2	32,878.4	18,148.5	2,487.9	20,124.5	20,969.7	641,370.8
75000 < 80000	164,076.2	53,952.4	254,150.4	50,870.2	34,246.0	19,729.7	2,769.3	18,850.0	20,152.4	618,796.5
80000 < 100000	630,121.8	280,988.0	1,587,336.9	216,769.2	145,282.2	84,601.2	9,225.9	66,258.4	94,842.3	3,115,425.8
100000 < 150000	1,372,072.3	744,790.4	3,345,417.5	546,980.7	381,611.8	173,453.2	21,236.7	104,610.5	204,225.0	6,894,398.1
150000 < 200000	1,062,645.6	625,460.3	1,741,219.7	550,542.0	377,040.1	123,848.7	13,624.8	47,797.6	162,126.7	4,704,305.5
200000 < 500000	2,929,778.8	2,052,951.6	2,382,231.7	2,890,813.4	1,550,021.5	316,580.5	44,274.7	69,990.5	455,031.5	12,691,674.2
500000 < 1000000	1,161,646.5	1,272,608.5	444,659.9	3,013,036.7	1,406,621.0	153,300.6	42,134.2	11,560.9	289,407.7	7,794,976.0
1000000 < 1500000	347,652.3	606,630.7	109,955.9	1,570,700.4	839,438.8	54,659.2	24,533.6	2,610.2	155,045.2	3,711,226.3
1500000 < 2000000	199,042.1	377,807.3	39,702.6	985,030.0	599,900.4	25,843.1	4,087.9	1,366.7	103,918.0	2,336,698.1
2000000 < 5000000	323,179.7	894,143.9	61,876.4	2,662,440.1	1,541,756.5	69,287.9	6,290.5	3,492.8	280,292.6	5,842,760.4
5000000 < 10000000	126,136.7	552,577.0	17,147.6	1,477,742.7	874,325.9	19,854.4	96,185.0	0.0	164,132.4	3,328,101.7
At least 10000000	95,315.2	958,547.8	12,427.9	5,487,396.0	1,696,732.3	47,073.0	246,939.0	0.0	425,027.7	8,969,458.8
Total	10,942,290.1	9,453,256.2	20,306,943.6	20,011,170.0	9,775,026.8	1,441,985.8	556,006.9	626,776.8	2,728,970.1	75,842,426.2
	12,342,315.2	9,740,639.9	23,830,933.5	20,303,635.9	9,884,012.2	1,603,858.6	573,232.2	665,499.9	2,862,312.5	81,806,439.9

Statistics of Income 2015: New Jersey Income Tax Returns fo 2013

[Table 1.27b](#) Income Source by Taxable Income Level: Full-year Residents (Returns, 000s)

New Jersey Taxable Income Level	Net Profits from Business	Net Capital Gains	Gross Pension and Annuity Income	Distributive Share of Part- nership Income	Net Pro Rata Share of S-corp- oration Income	Net Income from Rents, Royalties, Patents, ...	Net Gambling Winnings	Alimony Received	Miscellaneous	Total Other Income
Nontaxable										
= 0	15.5	43.4	160.4	3.2	0.7	13.9	1.9	1.2	12.4	192.3
0 < 5000	32.8	32.7	51.8	2.6	0.6	4.3	1.1	0.7	9.6	113.2
5000 < 10000	50.1	14.2	22.0	1.9	0.6	2.8	0.9	0.6	6.9	87.8
10000 < 15000	25.4	2.7	9.8	1.1	0.5	1.7	0.6	0.6	2.4	38.4
15000 < 20000	10.1	1.2	4.2	0.8	0.4	1.0	0.4	0.6	1.6	17.2
20000 < 25000	5.8	0.6	2.2	0.5	0.3	0.5	0.3	0.3	1.0	10.0
25000 < 30000	3.1	0.4	1.2	0.3	0.2	0.3	0.1	0.1	0.6	5.4
30000 < 35000	1.1	0.3	0.5	0.1	0.1	0.1	0.1	0.0	0.2	2.1
35000 < 40000	0.3	0.2	0.4	0.1	0.1	0.1	0.0	0.0	0.1	1.1
40000 < 50000	0.6	0.5	0.8	0.1	0.1	0.2	0.0	0.0	0.3	2.2
50000 < 70000	1.1	1.5	1.5	0.2	0.2	0.3	0.1	0.0	0.6	4.5
70000 < 75000	0.3	0.4	0.4	0.0	0.0	0.1	0.0	0.0	0.1	1.1
75000 < 80000	0.2	0.4	0.3	0.0	0.0	0.1	0.0	0.0	0.1	1.0
80000 < 100000	0.9	1.4	0.9	0.2	0.1	0.3	0.1	0.0	0.5	3.6
100000 < 150000	1.4	2.8	1.3	0.3	0.3	0.4	0.1	0.0	0.8	6.3
150000 < 200000	0.7	1.7	0.5	0.2	0.2	0.2	0.0	0.0	0.4	3.2
200000 < 500000	0.8	2.8	0.6	0.5	0.3	0.3	0.0	0.0	0.5	4.5
500000 < 1000000	0.1	0.4	0.1	0.1	0.1	0.0	0.0	0.0	0.1	0.6
1000000 < 1500000	0.0	0.0	0.0	0.0	0.0	0.0	0.0	0.0	0.0	0.0
1500000 < 2000000	0.0	0.0	0.0	0.0	0.0	0.0	0.0	0.0	0.0	0.0
2000000 < 5000000	0.0	0.0	0.0	0.0	0.0	0.0	0.0	0.0	0.0	0.0
5000000 < 10000000	0.0	0.0	0.0	0.0	0.0	0.0	0.0	0.0	0.0	0.0
At least 10000000	0.0	0.0	0.0	0.0	0.0	0.0	0.0	0.0	0.0	0.0
Total	150.2	107.8	259.0	12.3	5.0	26.6	5.7	4.3	38.1	494.8
Taxable										
= 0	0.0	0.0	0.0	0.0	0.0	0.0	0.0	0.0	0.0	0.0
0 < 5000	2.5	6.9	18.0	0.7	0.2	1.4	0.1	0.3	1.6	20.9
5000 < 10000	7.6	11.6	28.9	1.4	0.5	2.3	0.4	0.6	3.3	40.5
10000 < 15000	14.0	17.1	33.8	2.2	0.9	2.9	0.6	0.8	5.9	59.1
15000 < 20000	13.4	15.4	33.9	2.4	1.0	3.2	0.8	0.9	5.6	56.6
20000 < 25000	12.9	14.3	32.4	2.5	1.2	3.1	0.8	1.1	5.3	54.3
25000 < 30000	12.7	13.6	30.9	2.4	1.3	3.1	0.8	1.3	5.4	53.0
30000 < 35000	12.5	13.7	30.1	2.5	1.4	3.1	0.9	1.5	5.4	52.6
35000 < 40000	11.9	13.4	28.1	2.5	1.4	3.0	0.9	1.4	5.3	50.0
40000 < 50000	21.0	25.2	49.2	4.7	2.9	5.8	1.5	2.6	9.7	89.8
50000 < 70000	35.3	44.6	71.9	8.5	5.7	9.9	2.3	4.0	17.2	146.2
70000 < 75000	7.5	9.1	12.0	1.9	1.3	2.0	0.4	0.7	3.4	28.4
75000 < 80000	7.2	9.0	11.2	1.9	1.3	2.0	0.4	0.6	3.3	27.0
80000 < 100000	26.8	39.2	49.3	7.8	5.2	7.8	1.2	1.8	13.4	106.8
100000 < 150000	46.9	81.8	89.4	16.2	11.3	14.6	2.1	1.9	24.3	193.4
150000 < 200000	25.2	52.0	41.8	11.7	8.1	8.9	0.9	0.6	13.8	103.8
200000 < 500000	35.3	89.0	47.1	29.4	18.1	14.9	1.1	0.5	21.8	145.4
500000 < 1000000	6.9	21.2	7.4	12.2	6.3	3.6	0.3	0.0	6.4	30.4
1000000 < 1500000	1.4	5.3	1.7	3.6	1.9	0.9	0.1	0.0	1.9	7.2
1500000 < 2000000	0.6	2.2	0.6	1.6	0.8	0.4	0.0	0.0	0.9	2.9
2000000 < 5000000	0.7	3.0	0.9	2.4	1.2	0.6	0.0	0.0	1.4	3.9
5000000 < 10000000	0.1	0.6	0.2	0.6	0.3	0.1	0.0	0.0	0.4	0.8
At least 10000000	0.1	0.3	0.1	0.3	0.2	0.1	0.0	0.0	0.2	0.4
Total	302.7	488.4	618.9	119.7	72.3	93.8	15.6	20.6	155.8	1,273.5
Total	452.8	596.1	877.8	132.0	77.3	120.4	21.2	24.9	194.0	1,768.3

Statistics of Income 2015: New Jersey Income Tax Returns fo 2013

Table 2.1: Number and Percentage of Exemptions by Filing Status

Filing Status	Regular	Age 65 or	Blind or	Dependent	Dependent	Other	Total
		Older	Disabled	Children	College Student	Dependents	
Single	1,849,204	304,038	26,955	77,559	18,532	5,021	2,281,309
Married, Filing Jointly	3,016,564	572,022	60,166	1,556,683	89,119	180,161	5,474,715
Married, Filing Separately	76,591	9,393	1,083	24,779	3,007	2,238	117,091
Head of Household	600,894	19,660	4,052	777,630	116,319	68,961	1,587,516
Surviving Spouse	2,438	260	52	3,857	158	809	7,574
Total	5,545,691	905,373	92,308	2,440,508	227,135	257,190	9,468,205

Filing Status	Regular	Age 65 or Older	Blind or Disabled	Dependent Children	Dependent College Student	Other Dependents	Total
Single	19.5%	3.2%	0.3%	0.8%	0.2%	0.1%	24.1%
Married, Filing Jointly	31.9%	6.0%	0.6%	16.4%	0.9%	1.9%	57.8%
Married, Filing Separately	0.8%	0.1%	0.0%	0.3%	0.0%	0.0%	1.2%
Head of Household	6.3%	0.2%	0.0%	8.2%	1.2%	0.7%	16.8%
Surviving Spouse	0.0%	0.0%	0.0%	0.0%	0.0%	0.0%	0.1%
Total	58.6%	9.6%	1.0%	25.8%	2.4%	2.7%	100.0%

Statistics of Income 2015: New Jersey Income Tax Returns for 2013

Table 2.2a Value of Exemptions and Deductions by Filing Status

New Jersey Gross Income Level	New Jersey Gross Income			Exemptions and Deductions		
	Returns (000s)	Amount (m\$)	% Total GI	Amount (m\$)	% Total XDs	XD% % GI
Single						
= 0	173.5	354.5	0.1%	1,257.7	6.1%	-
0 < 5000	274.6	1,128.9	0.3%	459.5	2.2%	40.7%
5000 < 10000	221.1	2,062.4	0.6%	434.1	2.1%	21.0%
10000 < 15000	157.0	2,251.9	0.7%	344.5	1.7%	15.0%
15000 < 20000	127.3	2,514.6	0.8%	294.3	1.4%	11.7%
20000 < 25000	109.0	2,708.1	0.8%	264.2	1.3%	9.8%
25000 < 30000	95.2	2,848.1	0.9%	234.6	1.1%	8.2%
30000 < 35000	84.1	2,938.8	0.9%	208.7	1.0%	7.1%
35000 < 40000	75.2	3,001.0	0.9%	186.2	0.9%	6.2%
40000 < 50000	128.7	5,904.9	1.8%	318.6	1.5%	5.3%
50000 < 70000	177.9	10,954.0	3.3%	452.3	2.2%	4.1%
70000 < 75000	29.3	2,199.4	0.7%	77.5	0.4%	3.5%
75000 < 80000	23.9	1,914.6	0.6%	63.1	0.3%	3.3%
80000 < 100000	66.0	6,089.9	1.8%	190.2	0.9%	3.1%
100000 < 150000	68.1	8,350.4	2.5%	240.8	1.2%	2.9%
150000 < 200000	18.8	3,295.9	1.0%	91.0	0.4%	2.8%
200000 < 500000	17.6	5,145.3	1.6%	139.7	0.7%	2.7%
500000 < 1000000	2.6	1,768.9	0.5%	44.0	0.2%	2.5%
1000000 < 1500000	0.5	650.5	0.2%	14.1	0.1%	2.2%
1500000 < 2000000	0.2	334.9	0.1%	5.5	0.0%	1.6%
2000000 < 5000000	0.3	789.1	0.2%	8.6	0.0%	1.1%
5000000 < 10000000	0.1	553.3	0.2%	3.7	0.0%	0.7%
At least 10000000	0.0	754.1	0.2%	9.6	0.0%	1.3%
Total	1,849.0	68,623.5	20.9%	5,342.7	25.9%	7.8%
Married, Filing Jointly						
= 0	76.3	292.8	0.1%	938.5	4.6%	-
0 < 5000	30.3	318.5	0.1%	239.6	1.2%	75.2%
5000 < 10000	41.6	628.9	0.2%	310.4	1.5%	49.5%
10000 < 15000	47.6	944.0	0.3%	349.0	1.7%	37.0%
15000 < 20000	43.9	1,103.1	0.3%	338.7	1.6%	30.7%
20000 < 25000	42.1	1,280.9	0.4%	332.7	1.6%	26.0%
25000 < 30000	41.1	1,457.3	0.4%	328.2	1.6%	22.5%
30000 < 35000	39.5	1,556.6	0.5%	313.8	1.5%	19.7%
35000 < 40000	38.4	1,748.1	0.5%	309.3	1.5%	17.7%
40000 < 50000	75.4	3,991.0	1.2%	602.0	2.9%	15.1%
50000 < 70000	145.8	9,846.1	3.0%	1,112.8	5.4%	11.3%
70000 < 75000	34.5	2,756.3	0.8%	293.3	1.2%	9.2%
75000 < 80000	32.7	2,779.2	0.8%	244.0	1.2%	8.8%
80000 < 100000	134.1	13,124.2	4.0%	1,033.5	5.0%	7.9%
100000 < 150000	286.4	37,363.9	11.4%	2,115.4	10.3%	5.7%
150000 < 200000	160.5	28,822.6	8.8%	1,174.3	5.7%	4.1%
200000 < 500000	191.2	56,403.8	17.2%	1,547.1	7.5%	2.7%
500000 < 1000000	32.2	22,087.7	6.7%	381.6	1.7%	1.6%
1000000 < 1500000	7.1	8,692.7	2.6%	97.4	0.5%	1.1%
1500000 < 2000000	2.8	4,801.1	1.5%	45.7	0.2%	1.0%
2000000 < 5000000	3.7	11,170.3	3.4%	71.4	0.3%	0.6%
5000000 < 10000000	0.8	5,133.6	1.6%	18.5	0.1%	0.4%
At least 10000000	0.4	10,701.2	3.3%	8.4	0.0%	0.1%
Total	1,508.4	227,021.2	69.2%	12,136.8	56.9%	6.3%
Married, Filing Separately						
= 0	4.5	7.0	0.0%	21.8	0.1%	-
0 < 5000	3.5	19.0	0.0%	9.6	0.0%	59.3%
5000 < 10000	4.3	44.5	0.0%	12.3	0.1%	27.6%
10000 < 15000	4.0	62.9	0.0%	12.3	0.1%	19.6%
15000 < 20000	4.1	85.4	0.0%	12.9	0.1%	15.1%
20000 < 25000	4.3	110.2	0.0%	13.7	0.1%	12.4%
25000 < 30000	4.2	128.0	0.0%	13.5	0.1%	10.5%
30000 < 35000	4.2	150.8	0.0%	14.1	0.1%	9.3%
35000 < 40000	4.2	170.3	0.1%	14.0	0.1%	8.2%
40000 < 50000	7.7	372.3	0.1%	27.0	0.1%	7.2%
50000 < 70000	11.7	738.1	0.2%	42.2	0.2%	5.7%
70000 < 75000	2.1	161.3	0.0%	7.8	0.0%	4.9%
75000 < 80000	2.0	160.5	0.0%	7.3	0.0%	4.6%
80000 < 100000	5.9	547.2	0.2%	21.5	0.1%	3.9%
100000 < 150000	5.8	709.1	0.2%	23.7	0.1%	3.3%
150000 < 200000	1.6	287.4	0.1%	8.5	0.0%	2.9%
200000 < 500000	1.8	553.0	0.2%	15.3	0.1%	2.8%
500000 < 1000000	0.4	268.2	0.1%	4.7	0.0%	1.8%
1000000 < 1500000	0.1	120.6	0.0%	1.7	0.0%	1.4%
1500000 < 2000000	0.1	100.5	0.0%	2.4	0.0%	2.4%
2000000 < 5000000	0.1	160.7	0.0%	2.1	0.0%	1.3%
5000000 < 10000000	0.0	79.7	0.0%	0.6	0.0%	0.7%
At least 10000000	0.0	527.6	0.2%	1.6	0.0%	0.3%
Total	76.6	5,562.2	1.7%	290.4	1.4%	5.2%
Head of Household						
= 0	18.7	40.3	0.0%	102.2	0.5%	-
0 < 5000	31.5	208.9	0.1%	121.0	0.6%	57.9%
5000 < 10000	67.3	785.5	0.2%	247.9	1.2%	32.4%
10000 < 15000	69.3	1,131.6	0.3%	272.8	1.3%	24.1%
15000 < 20000	58.1	1,251.7	0.4%	241.1	1.2%	19.3%
20000 < 25000	49.6	1,329.6	0.4%	216.2	1.0%	16.3%
25000 < 30000	43.3	1,378.8	0.4%	191.9	0.9%	13.9%
30000 < 35000	35.4	1,309.1	0.4%	161.6	0.8%	12.3%
35000 < 40000	29.3	1,230.7	0.4%	135.8	0.7%	11.0%
40000 < 50000	47.2	2,337.3	0.7%	223.9	1.1%	9.6%
50000 < 70000	64.6	4,128.9	1.3%	314.7	1.5%	7.6%
70000 < 75000	11.1	860.1	0.3%	57.2	0.3%	6.6%
75000 < 80000	9.6	794.3	0.2%	50.1	0.2%	6.3%
80000 < 100000	27.3	2,583.3	0.8%	151.8	0.7%	5.9%
100000 < 150000	25.3	3,168.0	1.0%	198.6	0.8%	5.0%
150000 < 200000	6.5	1,164.7	0.4%	55.6	0.3%	4.8%
200000 < 500000	5.6	1,685.9	0.5%	80.3	0.4%	4.8%
500000 < 1000000	0.8	584.5	0.2%	22.9	0.1%	3.9%
1000000 < 1500000	0.2	205.2	0.1%	6.1	0.0%	3.0%
1500000 < 2000000	0.1	132.2	0.0%	3.6	0.0%	2.7%
2000000 < 5000000	0.1	254.4	0.1%	4.3	0.0%	1.7%
5000000 < 10000000	0.0	104.2	0.0%	1.1	0.0%	1.0%
At least 10000000	0.0	195.4	0.1%	0.0	0.0%	0.0%
Total	600.8	26,825.7	8.2%	2,820.7	13.7%	10.5%
Surviving Spouse						
= 0	0.2	0.5	0.0%	1.3	0.0%	-
0 < 5000	0.1	1.0	0.0%	0.7	0.0%	71.1%
5000 < 10000	0.1	2.0	0.0%	1.0	0.0%	48.4%
10000 < 15000	0.1	2.7	0.0%	0.9	0.0%	32.7%
15000 < 20000	0.1	3.1	0.0%	0.8	0.0%	26.2%
20000 < 25000	0.1	3.5	0.0%	0.9	0.0%	24.7%
25000 < 30000	0.1	3.7	0.0%	0.7	0.0%	18.8%
30000 < 35000	0.1	3.9	0.0%	0.7	0.0%	18.3%
35000 < 40000	0.1	4.8	0.0%	0.8	0.0%	16.5%
40000 < 50000	0.2	10.7	0.0%	1.5	0.0%	13.8%
50000 < 70000	0.3	21.4	0.0%	2.2	0.0%	10.2%
70000 < 75000	0.1	4.9	0.0%	0.4	0.0%	8.2%
75000 < 80000	0.1	5.8	0.0%	0.5	0.0%	8.7%
80000 < 100000	0.2	18.3	0.0%	1.3	0.0%	7.1%
100000 < 150000	0.2	30.8	0.0%	1.7	0.0%	5.5%
150000 < 200000	0.1	13.8	0.0%	0.5	0.0%	4.0%
200000 < 500000	0.1	31.0	0.0%	0.8	0.0%	2.7%
500000 < 1000000	0.0	11.4	0.0%	0.2	0.0%	1.8%
1000000 < 1500000	0.0	7.0	0.0%	0.1	0.0%	1.3%
1500000 < 2000000	0.0	3.5	0.0%	0.1	0.0%	2.3%
2000000 < 5000000	0.0	3.0	0.0%	0.0	0.0%	0.1%
At least 10000000	0.0	187.0	0.1%	17.2	0.1%	9.2%
Total	4,037.2	328,219.6	100.0%	20,606.8	100.0%	6.3%

Statistics of Income 2015: New Jersey Income Tax Returns for 2013

Table 2.2b Value of Exemptions and Deductions: Full-years Residents

New Jersey Gross Income		New Jersey Gross Income			Exemptions		
Percentile Level		Returns (000s)	Amount (m\$)	% Total GI	and Deductions	% Total XDs	XD% GI
< 4,155	< 10.0	403.7	1,121.5	0.3%	2,621.8	12.7%	233.8%
4,155 < 10,839	10.0 < 20.0	403.7	3,056.7	0.9%	1,086.9	5.3%	35.6%
10,839 < 14,527	20.0 < 25.0	201.9	2,552.8	0.8%	660.1	3.2%	25.9%
14,527 < 18,462	25.0 < 30.0	201.9	3,305.3	1.0%	715.2	3.5%	21.6%
18,462 < 27,951	30.0 < 40.0	403.7	9,251.9	2.8%	1,566.3	7.6%	16.9%
27,951 < 39,753	40.0 < 50.0	403.7	13,500.1	4.1%	1,700.2	8.3%	12.6%
39,753 < 55,081	50.0 < 60.0	403.7	18,944.4	5.8%	1,819.9	8.8%	9.6%
55,081 < 75,906	60.0 < 70.0	403.7	26,081.1	7.9%	1,944.7	9.4%	7.5%
75,906 < 91,056	70.0 < 75.0	201.8	16,746.9	5.1%	1,084.6	5.3%	6.5%
91,056 < 109,845	75.0 < 80.0	201.9	20,232.2	6.2%	1,241.0	6.0%	6.1%
109,845 < 168,128	80.0 < 90.0	403.7	54,403.7	16.6%	2,689.8	13.1%	4.9%
168,128 < 240,365	90.0 < 95.0	201.9	39,950.6	12.2%	1,463.7	7.1%	3.7%
240,365 < 596,038	95.0 < 99.0	161.5	55,572.1	16.9%	1,414.0	6.9%	2.5%
596,038 < 898,540	99.0 < 99.5	20.2	14,515.8	4.4%	244.7	1.2%	1.7%
898,540 < 2,465,441	99.5 < 99.9	16.1	21,731.1	6.6%	251.1	1.2%	1.2%
At least 2,465,441	at least 99.9	4.0	27,253.4	8.3%	102.9	0.5%	0.4%
Total		4,037.2	328,219.6	100.0%	20,606.8	100.0%	6.3%

Statistics of Income 2015: New Jersey Income Tax Returns for 2013

Table 2.11a Exemptions and Deductions by Gross Income Level: Amounts (000\$)

New Jersey Gross Income Level	New Jersey Gross Income	Regular	Aged	Blind or Disabled	Dependent Children	Dependent College Student	Other Dependents	Total Exemptions	Unreimbursed Medical Expenses	Alimony Paid	Qualified Conservation Contribution	Health Enterprise Zone	Business Calculation Adjustment	Total Deductions	Total Exemptions and Deductions	Excess Exemptions and Deductions
Nontaxable																
= 0	0.0	184,950.0	144,931.0	13,395.0	14,796.0	935.0	3,309.0	362,316.0	421,483.4	1,653.6	10.5	7.6	300.2	423,455.4	785,771.4	785,771.4
0 < 5000	781,191.0	334,440.0	55,221.0	10,425.0	55,714.5	2,565.0	5,608.5	463,974.0	169,973.0	1,566.4	19.9	5.5	344.3	171,909.0	635,883.0	257,043.7
5000 < 10000	2,220,394.8	325,813.0	60,844.0	7,875.0	116,536.5	4,421.0	9,739.5	525,229.0	188,774.4	1,572.1	27.3	30.2	752.2	191,156.2	716,385.2	98,963.4
10000 < 15000	1,629,007.6	168,909.0	42,220.0	4,778.0	208,953.0	7,825.0	14,776.5	447,461.5	225,808.1	2,595.9	23.9	5.3	963.4	229,396.6	676,858.1	79,337.3
15000 < 20000	2,054,203.3	160,531.0	34,829.0	3,859.0	213,337.5	7,889.0	17,848.5	438,294.0	183,783.7	1,651.4	12.5	21.6	993.9	186,579.1	624,873.1	55,097.9
20000 < 25000	1,436,707.6	81,953.0	8,755.0	1,325.0	141,853.5	6,553.0	7,495.5	247,935.0	160,544.0	1,886.2	37.4	0.1	1,020.1	163,487.8	411,422.8	46,692.4
25000 < 30000	1,292,908.5	63,193.0	4,374.0	953.0	115,140.0	6,138.0	6,355.5	196,153.5	129,226.8	2,120.3	33.0	7.5	970.3	132,357.8	328,511.3	39,007.6
30000 < 35000	894,386.9	39,356.0	2,270.0	647.0	78,016.5	4,266.0	3,796.5	128,352.0	94,543.9	1,167.8	13.3	23.7	788.8	96,537.6	224,889.6	28,897.4
35000 < 40000	518,623.0	21,441.0	1,483.0	330.0	37,024.5	2,167.0	1,773.0	64,218.5	72,493.5	845.7	9.7	20.3	670.7	74,039.9	138,258.4	23,672.3
40000 < 50000	617,028.2	18,847.0	2,101.0	358.0	19,357.5	1,236.0	1,569.0	43,468.5	97,292.9	1,370.0	2.7	0.0	671.8	99,337.4	142,805.9	30,154.2
50000 < 70000	1,277,536.0	27,013.0	2,842.0	468.0	15,717.0	1,019.0	2,593.5	49,652.5	230,852.1	2,382.9	1.7	0.0	588.7	233,825.4	283,477.9	145,728.4
70000 < 75000	349,758.8	6,322.0	551.0	91.0	3,888.0	227.0	583.5	11,662.5	20,112.7	423.5	4.5	0.0	128.4	20,669.1	32,331.6	3,559.2
75000 < 80000	368,797.9	6,334.0	488.0	68.0	4,092.0	222.0	663.0	11,867.0	19,224.1	294.4	0.3	2.1	106.6	19,627.5	31,494.5	3,628.1
80000 < 100000	1,330,527.5	20,925.0	799.0	228.0	15,535.5	959.0	2,028.0	40,474.5	29,610.1	2,743.0	332.6	0.0	286.9	32,972.7	73,447.2	2,985.9
100000 < 150000	2,631,362.4	34,139.0	1,349.0	277.0	29,818.5	1,794.0	3,003.0	70,380.5	76,376.8	3,778.5	11.7	0.0	575.8	80,742.8	151,123.3	10,947.4
150000 < 200000	1,711,481.0	17,378.0	416.0	74.0	17,368.5	893.0	1,323.0	37,452.5	24,501.4	2,859.3	6.4	0.0	381.8	27,748.9	65,201.4	1,631.5
200000 < 500000	3,185,509.3	20,703.0	338.0	40.0	23,913.0	1,007.0	937.5	46,938.5	19,583.1	4,499.0	5.6	0.0	1,051.9	25,139.5	72,078.0	441.4
500000 < 1000000	732,984.3	2,320.0	25.0	5.0	3,315.0	126.0	60.0	5,851.0	1,806.5	1,477.7	203.0	0.0	205.2	3,692.4	9,543.4	0.0
1000000 < 15000000	31,480.4	42.0	4.0	0.0	40.5	1.0	4.5	92.0	159.5	0.0	0.0	0.0	206.3	365.8	457.8	0.0
1500000 < 20000000	16,548.3	16.0	0.0	0.0	16.5	0.0	0.0	32.5	62.2	114.0	0.0	0.0	20.5	196.7	229.2	0.0
2000000 < 50000000	94,551.4	62.0	6.0	0.0	109.5	7.0	0.0	184.5	16,915.3	0.0	0.0	0.0	527.0	17,442.3	17,626.8	9,218.0
5000000 < 100000000	34,655.6	10.0	4.0	0.0	7.5	0.0	0.0	21.5	8,848.3	138.3	0.0	0.0	0.0	9,986.6	9,008.1	3,713.3
At least 100000000	110,324.3	4.0	0.0	0.0	6.0	0.0	0.0	10.0	40.0	0.0	0.0	0.0	40.0	50.0	0.0	
Total	23,319,968.1	1,534,701.0	363,850.0	45,196.0	1,114,557.0	50,250.0	83,467.5	3,192,021.5	2,192,015.6	35,140.0	872.0	123.9	11,554.9	2,239,706.6	5,431,728.1	1,626,490.6
Taxable																
= 0	0.0	0.0	0.0	0.0	0.0	0.0	0.0	0.0	0.0	0.0	0.0	0.0	0.0	0.0	0.0	0.0
0 < 5000	0.0	0.0	0.0	0.0	0.0	0.0	0.0	0.0	0.0	0.0	0.0	0.0	0.0	0.0	0.0	0.0
5000 < 10000	0.0	0.0	0.0	0.0	0.0	0.0	0.0	0.0	0.0	0.0	0.0	0.0	0.0	0.0	0.0	0.0
10000 < 15000	1,877,458.0	151,246.0	17,170.0	1,761.0	4,221.0	121.0	1,779.0	176,298.0	75,942.1	362.9	27.7	0.2	675.5	77,008.4	253,306.4	0.0
15000 < 20000	2,245,277.3	128,924.0	18,320.0	1,379.0	4,944.0	148.0	2,349.0	156,064.0	108,551.6	962.1	29.0	1.3	882.8	110,426.8	266,490.8	0.0
20000 < 25000	3,409,939.7	175,713.0	39,091.0	3,280.0	43,000.5	1,124.0	13,464.0	275,672.5	207,214.5	1,850.3	64.7	11.0	1,694.0	210,834.5	486,507.0	0.0
25000 < 30000	4,031,933.0	172,964.0	38,907.0	3,216.0	53,983.5	1,885.0	14,994.0	285,949.5	235,540.4	2,317.3	71.0	5.3	1,898.7	239,832.7	525,782.2	0.0
30000 < 35000	4,819,057.0	177,991.0	37,031.0	3,276.0	72,751.5	3,692.0	16,018.5	310,760.0	257,644.7	3,067.8	125.0	1.0	2,140.4	262,978.8	573,738.8	0.0
35000 < 40000	5,394,162.1	176,368.0	34,000.0	3,137.0	91,545.0	5,395.0	16,500.0	326,945.0	266,711.4	3,660.5	151.6	1.6	2,375.8	272,900.8	599,845.8	0.0
40000 < 50000	11,606,425.8	331,212.0	58,758.0	5,896.0	191,032.5	12,594.0	29,659.5	629,152.0	534,642.1	9,762.2	360.3	22.7	5,772.5	550,559.7	1,179,711.7	0.0
50000 < 70000	24,191,726.7	552,965.0	86,015.0	9,126.0	321,367.5	23,699.0	43,776.0	1,036,948.5	969,538.7	28,634.4	504.7	85.0	12,661.6	1,011,424.3	2,048,372.8	0.0
70000 < 75000	5,751,370.8	115,349.0	16,135.0	1,691.0	70,858.5	5,565.0	8,650.5	218,249.0	209,827.5	8,465.4	90.8	14.5	3,185.9	221,584.1	439,833.1	0.0
75000 < 80000	5,598,453.7	108,090.0	14,893.0	1,512.0	68,647.5	5,343.0	7,446.0	205,931.5	199,766.3	9,106.1	90.3	6.3	3,440.8	212,409.9	418,341.4	0.0
80000 < 100000	19,642,251.2	340,555.0	16,317.0	3,232.0	256,389.0	21,381.0	23,808.0	661,682.0	539,624.8	36,792.8	296.9	56.4	12,204.9	588,975.9	1,250,657.9	0.0
100000 < 150000	48,429,537.1	691,107.0	79,523.0	6,098.0	532,653.0	48,300.0	38,644.5	1,396,325.5	1,272,142.9	102,875.5	705.1	126.2	33,711.0	1,409,560.7	2,805,886.2	0.0
150000 < 200000	33,831,885.4	365,909.0	33,420.0	1,851.0	323,893.5	31,609.0	19,251.0	775,933.5	636,669.9	77,192.9	322.8	185.0	26,926.1	741,296.7	1,517,230.2	0.0
200000 < 500000	63,861,040.4	421,912.0	40,729.0	1,419.0	401,571.0	36,768.0	18,397.5	920,796.5	794,609.4	202,832.1	765.8	3,184.1	85,532.5	1,086,923.9	2,007,720.4	0.0
500000 < 1000000	24,611,553.0	68,842.0	7,358.0	174.0	73,191.0	6,333.0	1,848.0	157,746.0	159,618.4	93,506.2	466.7	1,567.6	49,102.0	304,260.9	462,006.9	0.0
1000000 < 15000000	9,817,231.7	15,484.0	1,790.0	27.0	17,332.5	1,480.0	360.0	36,473.5	39,770.5	34,362.7	951.6	1,235.3	18,781.0	95,101.1	131,574.6	0.0
1500000 < 20000000	5,385,428.7	5,914.0	12.0	680.0	6,747.0	555.0	100.5	14,008.5	18,146.8	15,426.6	0.0	0.0	14,129.7	47,703.0	61,711.5	0.0
2000000 < 50000000	12,429,955.1	7,983.0	1,013.0	17.0	9,333.0	744.0	138.0	19,228.0	23,247.6	26,503.8	0.0	4,557.0	27,035.3	81,343.7	100,571.7	0.0
5000000 < 100000000	5,886,868.2	1,631.0	240.0	5.0	1,870.5	129.0	40.5	3,916.0	4,068.5	7,675.0	0.0	0.0	10,026.2	21,769.7	25,685.7	0.0
At least 100000000	12,078,051.5	831.0	133.0	3.0	873.0	75.0	10.5	1,925.5	2,837.1	966.4	8,400.0	0.0	6,000.5	18,204.0	20,129.5	0.0
Total	304,899,606.5	4,010,990.0	541,523.0	47,112.0	2,546,205.0	206,940.0	257,235.0	7,610,005.0	6,556,115.2	666,322.9	13,424.0	11,060.4	318,177.0	7,565,099.6	15,175,104.6	0.0
Total	328,219,574.6	5,545,691.0	905,373.0	92,308.0	3,660,762.0	257,190.0	340,702.5	10,802,026.5	8,748,130.9	701,463.0	14,296.0	11,184.3	329,732.0	9,804,806.2	20,606,832.7	1,626,490.6

Statistics of Income 2015: New Jersey Income Tax Returns for 2013

Table 2.11b Exemptions and Deductions by Gross Income Level: Amounts (000\$)

New Jersey Gross Income Class	New Jersey Gross Income	Regular	Aged	Blind or Disabled	Dependent Children	Dependent College Student	Other Dependents	Total Exemptions	Unreimbursed Medical Expenses	Alimony Paid	Qualified Conservaion Contribution	Health Enterprise Zone	Business Calculation Adjustment	Total Deductions	Total Exemptions and Deductions	Excess Exemptions and Deductions
Nontaxable																
= 0	144.8	144.8	113.9	12.4	7.1	0.8	2.0	144.8	57.6	0.2	0.0	0.0	1.0	57.8	144.8	144.8
0 < 5000	310.8	310.8	43.5	9.9	25.3	2.2	3.2	310.8	29.1	0.2	0.0	0.0	1.0	29.7	310.8	94.6
5000 < 10000	297.0	297.0	47.3	7.5	53.8	3.9	5.5	297.0	32.7	0.2	0.0	0.0	1.3	33.3	297.0	14.5
10000 < 15000	130.9	130.9	28.3	4.5	87.5	6.9	8.2	130.9	26.3	0.2	0.0	0.0	1.3	26.8	130.9	7.7
15000 < 20000	118.1	118.1	21.7	3.6	81.9	6.8	9.5	118.1	19.4	0.2	0.0	0.0	1.1	19.9	118.1	3.4
20000 < 25000	64.1	64.1	5.6	1.3	55.5	5.7	4.2	64.1	15.9	0.2	0.0	0.0	1.1	16.5	64.1	2.3
25000 < 30000	47.5	47.5	3.0	0.9	41.9	5.3	3.5	47.5	13.0	0.1	0.0	0.0	0.9	13.6	47.5	1.4
30000 < 35000	27.8	27.8	1.7	0.6	23.4	3.5	2.0	27.8	8.6	0.1	0.0	0.0	0.7	9.0	27.8	0.9
35000 < 40000	13.9	13.9	1.1	0.3	10.0	1.7	0.9	13.9	5.1	0.1	0.0	0.0	0.5	5.4	13.9	0.6
40000 < 50000	13.8	13.8	1.6	0.3	5.8	1.0	0.9	13.8	5.2	0.1	0.0	0.0	0.5	5.4	13.8	0.9
50000 < 70000	21.4	21.4	2.2	0.4	6.2	0.9	1.4	21.4	7.0	0.1	0.0	0.0	0.4	7.2	21.4	1.0
70000 < 75000	4.8	4.8	0.4	0.1	1.5	0.2	0.3	4.8	1.5	0.0	0.0	0.0	0.1	1.6	4.8	0.1
75000 < 80000	4.8	4.8	0.4	0.1	1.7	0.2	0.3	4.8	1.4	0.0	0.0	0.0	0.1	1.5	4.8	0.1
80000 < 100000	14.9	14.9	0.7	0.2	6.0	0.8	1.1	14.9	4.4	0.1	0.0	0.0	0.3	4.6	14.9	0.1
100000 < 150000	21.6	21.6	1.0	0.3	11.1	1.5	1.5	21.6	6.0	0.2	0.0	0.0	0.6	6.6	21.6	0.2
150000 < 200000	10.0	10.0	0.3	0.1	6.2	0.7	0.7	10.0	2.3	0.1	0.0	0.0	0.4	2.7	10.0	0.0
200000 < 500000	11.2	11.2	0.3	0.0	8.0	0.8	0.5	11.2	1.8	0.1	0.0	0.0	0.6	2.4	11.2	0.0
500000 < 1000000	1.2	1.2	0.0	0.0	1.0	0.1	0.0	1.2	0.1	0.0	0.0	0.0	0.1	0.2	1.2	0.0
1000000 < 1500000	0.0	0.0	0.0	0.0	0.0	0.0	0.0	0.0	0.0	0.0	0.0	0.0	0.0	0.0	0.0	0.0
1500000 < 2000000	0.0	0.0	0.0	0.0	0.0	0.0	0.0	0.0	0.0	0.0	0.0	0.0	0.0	0.0	0.0	0.0
2000000 < 5000000	0.0	0.0	0.0	0.0	0.0	0.0	0.0	0.0	0.0	0.0	0.0	0.0	0.0	0.0	0.0	0.0
5000000 < 10000000	0.0	0.0	0.0	0.0	0.0	0.0	0.0	0.0	0.0	0.0	0.0	0.0	0.0	0.0	0.0	0.0
At least 10000000	0.0	0.0	0.0	0.0	0.0	0.0	0.0	0.0	0.0	0.0	0.0	0.0	0.0	0.0	0.0	0.0
Total	1,258.8	1,258.8	273.0	42.5	434.1	43.2	45.7	1,258.8	237.4	2.2	0.2	0.0	12.0	244.2	1,258.8	272.8
Taxable																
= 0	0.0	0.0	0.0	0.0	0.0	0.0	0.0	0.0	0.0	0.0	0.0	0.0	0.0	0.0	0.0	0.0
0 < 5000	0.0	0.0	0.0	0.0	0.0	0.0	0.0	0.0	0.0	0.0	0.0	0.0	0.0	0.0	0.0	0.0
5000 < 10000	0.0	0.0	0.0	0.0	0.0	0.0	0.0	0.0	0.0	0.0	0.0	0.0	0.0	0.0	0.0	0.0
10000 < 15000	151.2	151.2	17.2	1.8	1.9	0.1	0.9	151.2	33.0	0.1	0.0	0.0	1.0	33.6	151.2	0.0
15000 < 20000	128.9	128.9	18.3	1.4	2.0	0.1	1.1	128.9	36.4	0.2	0.0	0.0	1.1	37.0	128.9	0.0
20000 < 25000	151.9	151.9	29.9	3.1	15.9	1.0	6.5	151.9	54.7	0.3	0.1	0.0	2.0	55.7	151.9	0.0
25000 < 30000	146.5	146.5	28.9	3.1	22.9	1.8	7.3	146.5	56.1	0.3	0.1	0.0	2.2	57.0	146.5	0.0
30000 < 35000	148.4	148.4	27.2	3.2	34.1	3.5	8.1	148.4	58.6	0.4	0.1	0.0	2.3	60.6	148.4	0.0
35000 < 40000	143.9	143.9	24.8	3.0	39.2	4.9	8.4	143.9	60.1	0.5	0.1	0.0	2.5	61.2	143.9	0.0
40000 < 50000	258.9	258.9	42.5	5.7	76.3	11.1	15.3	258.9	115.3	1.1	0.2	0.0	5.4	117.8	258.9	0.0
50000 < 70000	407.3	407.3	61.2	8.9	128.7	20.6	23.3	407.3	192.3	2.9	0.2	0.0	11.1	197.8	407.3	0.0
70000 < 75000	79.4	79.4	11.3	1.7	28.2	4.8	4.6	79.4	38.6	0.8	0.0	0.0	2.7	40.0	79.4	0.0
75000 < 80000	72.3	72.3	10.4	1.5	26.8	4.7	4.0	72.3	35.6	0.8	0.0	0.0	2.7	37.0	72.3	0.0
80000 < 100000	219.6	219.6	13.2	3.2	99.0	18.4	12.7	219.6	102.5	2.8	0.1	0.0	8.8	107.7	219.6	0.0
100000 < 150000	396.5	396.5	54.6	6.0	198.2	40.9	20.3	396.5	195.8	5.9	0.1	0.0	21.9	208.2	396.5	0.0
150000 < 200000	196.6	196.6	22.9	1.8	116.0	26.1	9.8	196.6	85.9	3.2	0.1	0.0	14.8	95.0	196.6	0.0
200000 < 500000	223.6	223.6	27.4	1.4	138.9	30.2	9.3	223.6	77.9	5.0	0.1	0.0	27.5	96.1	223.6	0.0
500000 < 1000000	36.4	36.4	4.8	0.2	23.3	5.1	1.0	36.4	9.4	1.2	0.0	0.0	7.4	15.0	36.4	0.0
1000000 < 1500000	8.2	8.2	1.2	0.0	5.3	1.2	0.2	8.2	2.0	0.3	0.0	0.0	2.0	3.5	8.2	0.0
1500000 < 2000000	3.1	3.1	0.4	0.0	2.0	0.4	0.1	3.1	0.8	0.1	0.0	0.0	0.8	1.5	3.1	0.0
2000000 < 5000000	4.2	4.2	0.7	0.0	2.7	0.6	0.1	4.2	1.0	0.2	0.0	0.0	1.2	1.9	4.2	0.0
5000000 < 10000000	0.9	0.9	0.2	0.0	0.5	0.1	0.0	0.9	0.2	0.0	0.0	0.0	0.3	0.4	0.9	0.0
At least 10000000	0.4	0.4	0.1	0.0	0.3	0.1	0.0	0.4	0.1	0.0	0.0	0.0	0.1	0.2	0.4	0.0
Total	2,778.3	2,778.3	397.2	45.9	962.4	175.5	132.9	2,778.3	1,157.3	26.0	1.1	0.2	117.8	1,227.3	2,778.3	0.0
Total	4,037.2	4,037.2	670.3	88.5	1,396.4	218.7	178.6	4,037.2	1,394.7	28.2	1.3	0.2	129.8	1,471.5	4,037.2	272.8

Statistics of Income 2015: New Jersey Income Tax Returns for 2013

Table 2.12a Exemptions and Deductions by Gross Income Level: At least one filer over 65 Returns (000\$)

New Jersey Gross Income Level	New Jersey Gross Income	Regular	Aged	Blind or Disabled	Dependent Children	Dependent College Student	Other Dependents	Total Exemptions	Unreimbursed Medical Expenses	Alimony Paid	Qualified Conservaion Conribuion	Health Enterprise Zone	Business Calculation Adjustment	Total Exemptions and Deductions		Excess Exemptions and Deductions
														Total Deductions	Total Exemptions and Deductions	
Nontaxable																
= 0	0.0	149,584.0	144,931.0	8,533.0	3,877.5	172.0	1,617.0	308,714.5	401,857.7	1,037.9	2.4	7.6	262.6	403,168.3	711,882.8	711,882.8
0 < 5000	108,698.9	57,603.0	55,221.0	3,219.0	2,130.0	95.0	949.5	119,217.5	136,146.7	511.4	9.7	0.0	151.2	136,819.0	256,036.5	162,988.0
5000 < 10000	353,813.7	63,984.0	60,844.0	3,156.0	3,831.0	210.0	1,302.0	133,327.0	160,490.3	880.8	23.7	20.0	267.1	161,681.9	295,008.9	87,219.3
10000 < 15000	349,711.1	45,888.0	42,220.0	2,394.0	4,521.0	256.0	1,413.0	96,692.0	181,154.0	1,254.7	3.4	0.0	328.9	182,741.1	279,433.1	66,313.9
15000 < 20000	377,137.6	38,499.0	34,829.0	1,957.0	3,985.5	253.0	1,326.0	80,849.5	147,650.0	868.4	112.5	0.4	355.5	148,986.8	229,836.3	46,385.5
20000 < 25000	125,396.9	9,529.0	8,755.0	593.0	1,914.0	130.0	297.0	21,218.0	113,997.5	620.7	0.3	0.0	204.3	114,822.8	136,040.8	39,951.5
25000 < 30000	82,492.7	4,928.0	4,374.0	312.0	1,335.0	113.0	204.0	11,266.0	80,173.8	492.9	0.0	3.2	113.6	80,783.5	92,049.5	31,177.9
30000 < 35000	53,972.1	2,609.0	2,270.0	197.0	762.0	89.0	141.0	6,068.0	57,729.7	342.0	0.0	0.0	106.7	58,176.6	64,244.6	24,530.9
35000 < 40000	41,142.9	1,646.0	1,483.0	116.0	271.5	25.0	57.0	3,598.5	42,541.4	311.5	0.1	0.0	63.1	42,916.0	46,514.5	17,688.4
40000 < 50000	71,812.0	2,318.0	2,101.0	191.0	202.5	27.0	85.5	4,925.0	68,064.6	261.9	0.0	0.0	54.4	68,380.9	73,305.9	27,176.4
50000 < 70000	130,026.7	3,230.0	2,842.0	210.0	253.5	34.0	117.0	6,686.5	85,829.4	357.9	0.0	0.0	101.2	86,288.5	92,975.0	28,675.6
70000 < 75000	31,293.9	659.0	551.0	29.0	78.0	2.0	40.5	1,359.5	13,081.4	156.0	0.0	0.0	23.0	13,260.4	14,619.9	3,215.6
75000 < 80000	30,844.3	588.0	488.0	28.0	37.5	2.0	33.0	1,176.5	13,113.9	19.6	0.0	0.0	25.0	13,158.5	14,335.0	3,389.6
80000 < 100000	57,402.2	1,026.0	799.0	42.0	138.0	24.0	60.0	2,089.0	9,728.9	216.7	0.0	0.0	28.0	9,973.6	12,062.6	2,179.2
100000 < 150000	122,084.1	1,722.0	1,349.0	80.0	243.0	31.0	82.5	3,507.5	39,815.3	180.9	0.0	0.0	48.0	40,044.1	43,551.6	7,006.6
150000 < 200000	54,334.6	556.0	416.0	8.0	90.0	9.0	10.5	1,089.5	9,255.4	294.7	6.4	0.0	16.6	9,573.0	10,662.5	1,336.2
200000 < 500000	73,155.0	474.0	338.0	3.0	85.5	6.0	6.0	912.5	4,910.3	49.6	0.0	0.0	126.3	5,086.2	5,998.7	292.8
500000 < 1000000	10,119.2	33.0	25.0	0.0	9.0	0.0	1.5	68.5	99.6	36.4	0.0	0.0	70.4	206.4	274.9	0.0
1000000 < 1500000	3,704.0	4.0	4.0	0.0	0.0	0.0	0.0	8.0	18.2	0.0	0.0	0.0	5.2	23.4	31.4	0.0
1500000 < 2000000	0.0	0.0	0.0	0.0	0.0	0.0	0.0	0.0	0.0	0.0	0.0	0.0	0.0	0.0	0.0	0.0
2000000 < 5000000	11,799.7	6.0	6.0	0.0	0.0	0.0	0.0	12.0	13,296.0	0.0	0.0	0.0	508.1	13,804.1	13,816.1	7,947.1
5000000 < 10000000	17,898.1	5.0	4.0	0.0	0.0	0.0	0.0	9.0	8,848.3	138.3	0.0	0.0	0.0	8,986.6	8,995.6	3,713.3
At least 10000000	0.0	0.0	0.0	0.0	0.0	0.0	0.0	0.0	0.0	0.0	0.0	0.0	0.0	0.0	0.0	0.0
Total	2,106,839.5	384,891.0	363,850.0	21,068.0	23,764.5	1,478.0	7,743.0	802,794.5	1,587,802.4	8,030.5	158.6	31.2	2,859.1	1,598,881.8	2,401,676.3	1,273,071.5
Taxable																
= 0	0.0	0.0	0.0	0.0	0.0	0.0	0.0	0.0	0.0	0.0	0.0	0.0	0.0	0.0	0.0	0.0
0 < 5000	0.0	0.0	0.0	0.0	0.0	0.0	0.0	0.0	0.0	0.0	0.0	0.0	0.0	0.0	0.0	0.0
5000 < 10000	0.0	0.0	0.0	0.0	0.0	0.0	0.0	0.0	0.0	0.0	0.0	0.0	0.0	0.0	0.0	0.0
10000 < 15000	216,393.3	17,171.0	17,170.0	514.0	97.5	0.0	106.5	35,059.0	40,869.5	140.2	3.3	0.0	111.6	41,124.7	76,183.7	0.0
15000 < 20000	320,069.3	18,322.0	18,320.0	570.0	91.5	4.0	174.0	37,481.5	58,938.3	346.9	6.0	0.1	159.2	59,450.4	96,931.9	0.0
20000 < 25000	673,623.2	41,999.0	39,091.0	1,630.0	1,644.0	78.0	1,032.0	85,474.0	126,587.1	618.0	3.5	7.1	468.6	127,684.2	213,158.2	0.0
25000 < 30000	795,368.7	42,278.0	38,907.0	1,565.0	1,996.5	147.0	1,182.0	86,075.5	139,861.1	787.9	15.3	0.0	557.5	141,221.8	227,297.3	0.0
30000 < 35000	883,037.6	40,703.0	37,031.0	1,528.0	2,305.5	168.0	1,203.0	82,938.5	140,254.9	862.0	16.4	0.8	711.4	141,845.4	224,783.9	0.0
35000 < 40000	928,503.2	37,663.0	34,000.0	1,369.0	2,352.0	161.0	1,156.5	76,701.5	133,231.6	1,221.6	30.3	0.0	709.9	135,193.4	211,894.9	0.0
40000 < 50000	1,902,518.7	65,969.0	58,758.0	2,332.0	4,183.5	353.0	1,995.0	133,590.5	239,079.4	1,970.2	19.8	8.0	1,534.6	242,612.1	376,202.6	0.0
50000 < 70000	3,627,660.7	99,103.0	86,015.0	3,141.0	6,339.0	693.0	2,851.5	198,142.5	365,104.5	4,379.6	103.4	37.1	2,977.0	372,601.6	570,744.1	0.0
70000 < 75000	821,471.0	18,949.0	16,135.0	534.0	1,218.0	143.0	526.5	37,505.5	70,196.1	1,126.5	9.7	8.6	708.4	72,049.3	109,554.8	0.0
75000 < 80000	807,562.9	17,633.0	14,893.0	462.0	1,159.5	123.0	490.5	34,761.0	66,033.1	1,051.8	7.2	0.0	748.8	67,840.8	102,601.8	0.0
80000 < 100000	1,160,398.8	21,419.0	16,317.0	485.0	2,266.5	327.0	831.0	41,645.5	64,100.0	2,196.7	9.7	0.0	1,602.8	67,909.2	109,554.7	0.0
100000 < 150000	6,619,592.2	96,094.0	79,523.0	2,125.0	7,140.0	1,167.0	2,538.0	188,587.0	383,167.3	9,476.3	181.3	8.5	6,290.3	399,123.8	587,710.8	0.0
150000 < 200000	3,927,600.3	41,376.0	33,420.0	622.0	3,573.0	692.0	1,095.0	80,778.0	170,569.4	8,396.3	72.8	110.1	4,992.2	184,140.8	264,918.8	0.0
200000 < 500000	7,915,750.0	50,050.0	40,729.0	519.0	4,567.5	887.0	1,024.5	97,777.0	210,849.5	23,695.9	424.6	325.4	16,245.3	251,540.7	349,317.7	0.0
500000 < 1000000	3,277,341.8	8,914.0	7,358.0	64.0	813.0	122.0	132.0	17,403.0	31,069.8	6,828.7	26.3	123.4	10,414.8	48,462.9	65,865.9	0.0
1000000 < 1500000	1,396,948.0	2,141.0	1,790.0	13.0	216.0	40.0	40.5	4,240.0	7,259.1	4,357.8	951.6	12.0	4,455.7	17,024.1	21,264.6	0.0
1500000 < 2000000	763,603.6	815.0	680.0	2.0	73.5	9.0	4.5	1,584.0	4,150.6	1,416.0	0.0	0.0	2,859.8	8,426.4	10,010.4	0.0
2000000 < 5000000	1,990,134.2	1,216.0	1,013.0	10.0	112.5	10.0	16.5	2,378.0	4,767.6	2,691.7	0.0	1,792.4	9,657.5	18,909.2	21,287.2	0.0
5000000 < 10000000	1,047,497.1	276.0	240.0	2.0	19.5	3.0	6.0	546.5	539.1	451.2	0.0	0.0	2,263.2	3,253.5	3,800.0	0.0
At least 10000000	2,100,605.0	155.0	133.0	1.0	13.5	4.0	1.5	308.0	257.0	0.0	8,400.0	0.0	2,138.8	10,795.8	11,103.8	0.0
Total	41,175,679.5	622,246.0	541,523.0	17,488.0	40,182.0	5,131.0	16,407.0	1,242,977.0	2,256,884.9	72,015.4	10,281.1	2,421.5	69,607.2	2,411,210.1	3,654,187.1	0.0
Total	43,282,519.0	1,007,137.0	905,373.0	38,556.0	63,946.5	6,609.0	24,150.0	2,045,771.5	3,844,687.4	80,045.8	10,439.7	2,452.7	72,466.3	4,010,091.9	6,055,863.4	1,273,071.5

Statistics of Income 2015: New Jersey Income Tax Returns for 2013

Table 2.12b Exemptions and Deductions by Gross Income Level: At least one filer over 65 Returns (000\$)

New Jersey Gross Income Level	New Jersey Gross Income	Regular	Aged	Blind or Disabled	Dependent Children	Dependent College Student	Other Dependents	Total Exemptions	Unreimbursed Medical Expenses	Alimony Paid	Qualified Conservaion Contribution	Health Enterprise Zone	Business Calculation Adjustment	Total Deductions	Total Exemptions and Deductions	Excess Exemptions and Deductions
Nontaxable																
= 0	113.9	113.9	113.9	7.9	2.2	0.2	1.0	113.9	53.5	0.2	0.0	0.0	0.9	53.6	113.9	113.9
0 < 5000	43.5	43.5	43.5	3.0	1.2	0.1	0.6	43.5	20.7	0.1	0.0	0.0	0.3	20.8	43.5	31.3
5000 < 10000	47.3	47.3	47.3	2.9	2.1	0.2	0.8	47.3	24.0	0.1	0.0	0.0	0.5	24.1	47.3	11.5
10000 < 15000	28.3	28.3	28.3	2.2	2.3	0.2	0.8	28.3	18.7	0.1	0.0	0.0	0.5	18.8	28.3	6.3
15000 < 20000	21.7	21.7	21.7	1.8	2.0	0.2	0.8	21.7	13.0	0.1	0.0	0.0	0.5	13.0	21.7	2.8
20000 < 25000	5.6	5.6	5.6	0.6	0.9	0.1	0.2	5.6	5.2	0.1	0.0	0.0	0.2	5.2	5.6	1.8
25000 < 30000	3.0	3.0	3.0	0.3	0.6	0.1	0.1	3.0	2.7	0.0	0.0	0.0	0.1	2.7	3.0	1.1
30000 < 35000	1.7	1.7	1.7	0.2	0.3	0.1	0.1	1.7	1.5	0.0	0.0	0.0	0.1	1.5	1.7	0.8
35000 < 40000	1.1	1.1	1.1	0.1	0.1	0.0	0.0	1.1	1.0	0.0	0.0	0.0	0.0	1.0	1.1	0.5
40000 < 50000	1.6	1.6	1.6	0.2	0.1	0.0	0.0	1.6	1.4	0.0	0.0	0.0	0.1	1.4	1.6	0.8
50000 < 70000	2.2	2.2	2.2	0.2	0.1	0.0	0.1	2.2	1.7	0.0	0.0	0.0	0.1	1.7	2.2	0.9
70000 < 75000	0.4	0.4	0.4	0.0	0.0	0.0	0.0	0.4	0.3	0.0	0.0	0.0	0.0	0.3	0.4	0.1
75000 < 80000	0.4	0.4	0.4	0.0	0.0	0.0	0.0	0.4	0.3	0.0	0.0	0.0	0.0	0.3	0.4	0.1
80000 < 100000	0.7	0.7	0.7	0.0	0.1	0.0	0.0	0.7	0.4	0.0	0.0	0.0	0.0	0.4	0.7	0.1
100000 < 150000	1.0	1.0	1.0	0.1	0.1	0.0	0.1	1.0	0.6	0.0	0.0	0.0	0.0	0.7	1.0	0.2
150000 < 200000	0.3	0.3	0.3	0.0	0.0	0.0	0.0	0.3	0.2	0.0	0.0	0.0	0.0	0.2	0.3	0.0
200000 < 500000	0.3	0.3	0.3	0.0	0.0	0.0	0.0	0.3	0.1	0.0	0.0	0.0	0.0	0.1	0.3	0.0
500000 < 1000000	0.0	0.0	0.0	0.0	0.0	0.0	0.0	0.0	0.0	0.0	0.0	0.0	0.0	0.0	0.0	0.0
1000000 < 1500000	0.0	0.0	0.0	0.0	0.0	0.0	0.0	0.0	0.0	0.0	0.0	0.0	0.0	0.0	0.0	0.0
2000000 < 5000000	0.0	0.0	0.0	0.0	0.0	0.0	0.0	0.0	0.0	0.0	0.0	0.0	0.0	0.0	0.0	0.0
5000000 < 10000000	0.0	0.0	0.0	0.0	0.0	0.0	0.0	0.0	0.0	0.0	0.0	0.0	0.0	0.0	0.0	0.0
10000000 < 100000000	0.0	0.0	0.0	0.0	0.0	0.0	0.0	0.0	0.0	0.0	0.0	0.0	0.0	0.0	0.0	0.0
At least 100000000	0.0	0.0	0.0	0.0	0.0	0.0	0.0	0.0	0.0	0.0	0.0	0.0	0.0	0.0	0.0	0.0
Total	273.0	273.0	273.0	19.5	12.3	1.3	4.6	273.0	145.3	0.8	0.0	0.0	3.4	145.8	273.0	172.2
Taxable																
= 0	0.0	0.0	0.0	0.0	0.0	0.0	0.0	0.0	0.0	0.0	0.0	0.0	0.0	0.0	0.0	0.0
0 < 5000	0.0	0.0	0.0	0.0	0.0	0.0	0.0	0.0	0.0	0.0	0.0	0.0	0.0	0.0	0.0	0.0
5000 < 10000	0.0	0.0	0.0	0.0	0.0	0.0	0.0	0.0	0.0	0.0	0.0	0.0	0.0	0.0	0.0	0.0
10000 < 15000	17.2	17.2	17.2	0.5	0.1	0.0	0.1	17.2	14.4	0.0	0.0	0.0	0.2	14.4	17.2	0.0
15000 < 20000	18.3	18.3	18.3	0.6	0.1	0.0	0.1	18.3	16.0	0.1	0.0	0.0	0.3	16.0	18.3	0.0
20000 < 25000	29.9	29.9	29.9	1.5	0.9	0.1	0.6	29.9	26.2	0.1	0.0	0.0	0.7	26.3	29.9	0.0
25000 < 30000	28.9	28.9	28.9	1.5	1.1	0.1	0.7	28.9	25.4	0.1	0.0	0.0	0.8	25.5	28.9	0.0
30000 < 35000	27.2	27.2	27.2	1.5	1.2	0.2	0.7	27.2	23.7	0.1	0.0	0.0	0.8	23.8	27.2	0.0
35000 < 40000	24.8	24.8	24.8	1.3	1.3	0.2	0.7	24.8	21.6	0.2	0.0	0.0	0.8	21.6	24.8	0.0
40000 < 50000	42.5	42.5	42.5	2.2	2.2	0.3	1.2	42.5	36.8	0.3	0.0	0.0	1.7	37.0	42.5	0.0
50000 < 70000	61.2	61.2	61.2	3.0	3.3	0.6	1.7	61.2	51.4	0.5	0.0	0.0	2.7	51.8	61.2	0.0
70000 < 75000	11.3	11.3	11.3	0.5	0.6	0.1	0.3	11.3	9.2	0.1	0.0	0.0	0.6	9.3	11.3	0.0
75000 < 80000	10.4	10.4	10.4	0.4	0.6	0.1	0.3	10.4	8.3	0.1	0.0	0.0	0.6	8.4	10.4	0.0
80000 < 100000	13.2	13.2	13.2	0.5	1.2	0.3	0.5	13.2	9.2	0.2	0.0	0.0	0.9	9.4	13.2	0.0
100000 < 150000	54.6	54.6	54.6	2.0	3.7	1.0	1.5	54.6	41.3	0.7	0.0	0.0	4.2	42.3	54.6	0.0
150000 < 200000	22.9	22.9	22.9	0.6	1.8	0.6	0.6	22.9	15.8	0.4	0.0	0.0	2.6	16.6	22.9	0.0
200000 < 500000	27.4	27.4	27.4	0.5	2.3	0.8	0.6	27.4	16.2	0.7	0.0	0.0	4.8	18.2	27.4	0.0
500000 < 1000000	4.8	4.8	4.8	0.1	0.4	0.1	0.1	4.8	1.9	0.1	0.0	0.0	1.2	2.6	4.8	0.0
1000000 < 1500000	1.2	1.2	1.2	0.0	0.1	0.0	0.0	1.2	0.4	0.1	0.0	0.0	0.4	0.6	1.2	0.0
2000000 < 5000000	0.4	0.4	0.4	0.0	0.0	0.0	0.0	0.4	0.1	0.0	0.0	0.0	0.1	0.2	0.4	0.0
5000000 < 10000000	0.7	0.7	0.7	0.0	0.1	0.0	0.0	0.7	0.2	0.0	0.0	0.0	0.2	0.4	0.7	0.0
10000000 < 100000000	0.2	0.2	0.2	0.0	0.0	0.0	0.0	0.2	0.0	0.0	0.0	0.0	0.1	0.1	0.2	0.0
At least 100000000	0.1	0.1	0.1	0.0	0.0	0.0	0.0	0.1	0.0	0.0	0.0	0.0	0.0	0.0	0.1	0.0
Total	397.2	397.2	397.2	16.8	20.9	4.6	9.6	397.2	318.1	3.7	0.2	0.0	23.8	324.6	397.2	0.0
Total	670.3	670.3	670.3	36.3	33.2	5.9	14.2	670.3	463.4	4.5	0.2	0.0	27.2	470.4	670.3	172.2

Statistics of Income 2015: New Jersey Income Tax Returns for 2013

Table 2.13a Exemptions and Deductions by Gross Income Level: Zero Filers at most age 65 Amounts (000\$)

New Jersey Income Class	New Jersey Gross Income	Regular	Aged	Blind or Disabled	Dependent Children	Dependent College Student	Other Dependents	Total Exemptions	Unreimbursed Medical Expenses	Alimony Paid	Qualified Conservaion Contribution	Health Enterprise Zone	Business Calculation Adjustment	Total Deductions	Total Exemptions and Deductions	Excess Exemptions and Deductions
Nontaxable																
= 0	0.0	35,366.0	0.0	4,862.0	10,918.5	763.0	1,692.0	53,601.5	19,625.6	615.7	8.2	0.0	37.6	20,287.1	73,888.6	73,888.6
0 < 5000	672,492.1	276,837.0	0.0	7,206.0	53,584.5	2,470.0	4,659.0	344,756.5	33,826.2	1,055.0	10.2	5.5	193.1	35,090.1	379,846.6	94,055.7
5000 < 10000	1,866,581.1	261,829.0	0.0	4,719.0	112,705.5	4,211.0	8,437.5	391,902.0	28,284.1	691.3	3.6	10.2	485.2	29,474.3	421,376.3	11,744.1
10000 < 15000	1,279,296.4	123,021.0	0.0	2,384.0	204,432.0	7,569.0	13,363.5	350,769.5	44,654.0	1,341.2	20.5	5.3	634.5	46,655.5	397,425.0	13,023.4
15000 < 20000	1,677,065.8	122,032.0	0.0	1,902.0	209,352.0	7,636.0	16,522.5	357,444.5	36,133.7	782.9	15.9	21.2	638.4	37,592.3	395,036.8	8,712.4
20000 < 25000	1,311,310.7	72,424.0	0.0	732.0	139,939.5	6,423.0	7,198.5	226,717.0	46,546.5	1,265.5	37.1	0.1	815.8	48,665.0	275,382.0	6,740.9
25000 < 30000	1,210,415.8	58,265.0	0.0	641.0	113,805.0	6,025.0	6,151.5	184,887.5	49,053.0	1,627.4	32.9	4.3	856.7	51,574.4	236,461.9	7,829.7
30000 < 35000	840,414.8	36,747.0	0.0	450.0	77,254.5	4,177.0	3,655.5	122,284.0	36,814.1	827.7	13.3	23.7	682.1	38,361.0	160,645.0	4,366.4
35000 < 40000	477,480.1	19,795.0	0.0	214.0	36,753.0	2,142.0	1,716.0	60,620.0	29,952.1	534.3	9.6	20.3	607.6	31,123.8	91,743.8	5,983.9
40000 < 50000	545,216.1	16,529.0	0.0	167.0	19,155.0	1,209.0	1,483.5	38,543.5	29,228.3	1,108.1	2.7	0.0	617.4	30,956.5	69,500.0	2,977.8
50000 < 70000	1,147,509.4	23,783.0	0.0	258.0	15,463.5	985.0	2,476.5	42,966.0	145,022.6	2,025.0	1.7	0.0	487.6	147,536.9	190,502.9	117,051.9
70000 < 75000	318,464.9	5,663.0	0.0	62.0	3,810.0	225.0	543.0	10,303.0	7,031.3	267.5	4.5	0.0	105.4	7,408.7	17,711.7	343.6
75000 < 80000	337,953.6	5,746.0	0.0	40.0	4,054.5	220.0	630.0	10,690.5	6,110.2	274.8	0.3	2.1	81.6	6,469.0	17,159.5	238.5
80000 < 100000	1,273,125.4	19,899.0	0.0	186.0	15,397.5	935.0	1,968.0	38,385.5	19,881.2	2,526.3	332.6	0.0	258.9	22,999.1	61,384.6	806.7
100000 < 150000	2,509,278.4	32,417.0	0.0	197.0	25,075.5	1,763.0	2,920.5	66,873.0	56,573.0	3,597.6	11.7	0.0	527.8	40,698.7	107,571.7	3,940.8
150000 < 200000	1,657,146.4	16,822.0	0.0	66.0	17,278.5	884.0	1,312.5	36,363.0	15,246.0	2,564.6	0.0	0.0	365.2	18,175.9	54,538.9	295.3
200000 < 500000	3,112,354.3	20,229.0	0.0	37.0	23,827.5	1,001.0	931.5	46,026.0	14,672.7	4,449.4	5.6	0.0	925.6	20,053.3	66,079.3	148.5
500000 < 1000000	722,865.1	2,287.0	0.0	5.0	3,306.0	126.0	58.5	5,782.5	1,706.9	1,441.3	203.0	0.0	134.8	3,486.0	9,268.5	0.0
1000000 < 1500000	27,776.4	38.0	0.0	0.0	40.5	1.0	4.5	84.0	141.3	0.0	0.0	0.0	201.0	342.4	426.4	0.0
1500000 < 2000000	16,548.3	16.0	0.0	0.0	16.5	0.0	0.0	32.5	62.2	114.0	0.0	0.0	20.5	196.7	229.2	0.0
2000000 < 5000000	82,751.7	56.0	0.0	0.0	109.5	7.0	0.0	172.5	3,619.4	0.0	0.0	0.0	18.9	3,638.3	3,810.8	1,270.9
5000000 < 10000000	16,757.5	5.0	0.0	0.0	7.5	0.0	0.0	12.5	0.0	0.0	0.0	0.0	0.0	0.0	12.5	0.0
At least 10000000	110,324.3	4.0	0.0	0.0	6.0	0.0	0.0	10.0	40.0	0.0	0.0	0.0	0.0	40.0	50.0	0.0
Total	21,213,128.6	1,149,810.0	0.0	24,128.0	1,090,792.5	48,772.0	75,724.5	2,389,227.0	604,213.2	27,109.6	713.5	92.7	8,695.8	640,824.8	3,030,051.8	353,419.1
Taxable																
= 0	0.0	0.0	0.0	0.0	0.0	0.0	0.0	0.0	0.0	0.0	0.0	0.0	0.0	0.0	0.0	0.0
0 < 5000	0.0	0.0	0.0	0.0	0.0	0.0	0.0	0.0	0.0	0.0	0.0	0.0	0.0	0.0	0.0	0.0
5000 < 10000	0.0	0.0	0.0	0.0	0.0	0.0	0.0	0.0	0.0	0.0	0.0	0.0	0.0	0.0	0.0	0.0
10000 < 15000	1,661,064.7	134,075.0	0.0	1,247.0	4,123.5	121.0	1,672.5	141,239.0	35,072.6	222.7	24.4	0.2	563.9	35,883.7	177,122.7	0.0
15000 < 20000	1,925,208.0	110,602.0	0.0	809.0	4,852.5	144.0	2,175.0	118,582.5	49,613.3	615.3	23.0	1.3	723.6	50,976.4	169,558.9	0.0
20000 < 25000	2,736,316.6	133,714.0	0.0	1,650.0	41,356.5	1,046.0	12,432.0	190,198.5	80,627.5	1,232.3	61.2	3.9	1,225.4	83,150.3	273,348.8	0.0
25000 < 30000	3,236,564.3	130,686.0	0.0	1,651.0	51,987.0	1,738.0	13,812.0	199,874.0	95,679.3	1,529.4	55.7	5.3	1,341.2	98,610.8	298,484.8	0.0
30000 < 35000	3,936,019.4	137,288.0	0.0	1,748.0	70,446.0	3,524.0	14,815.5	227,821.5	117,389.9	2,205.8	108.6	0.3	1,429.0	121,133.5	348,955.0	0.0
35000 < 40000	4,465,659.0	138,705.0	0.0	1,768.0	89,193.0	5,234.0	15,343.5	250,243.5	133,479.8	2,438.9	121.4	1.6	1,665.8	137,707.4	387,950.9	0.0
40000 < 50000	9,703,907.1	265,243.0	0.0	3,564.0	186,849.0	12,241.0	27,664.5	495,561.5	295,562.6	7,792.0	340.5	14.6	4,237.9	307,947.6	803,509.1	0.0
50000 < 70000	20,564,066.0	453,862.0	0.0	5,985.0	315,028.5	23,006.0	40,924.5	838,806.0	604,434.2	24,254.8	401.3	47.8	9,684.6	638,822.7	1,477,628.7	0.0
70000 < 75000	4,929,899.8	96,400.0	0.0	1,157.0	69,640.5	5,422.0	8,124.0	180,743.5	139,631.4	7,338.9	81.1	5.9	2,477.5	149,534.8	330,278.3	0.0
75000 < 80000	4,790,890.8	90,457.0	0.0	1,050.0	67,488.0	5,220.0	6,955.5	171,170.5	133,733.3	8,054.3	83.1	6.3	2,692.0	144,569.0	315,739.5	0.0
80000 < 100000	18,481,852.4	319,136.0	0.0	2,747.0	254,122.5	21,054.0	22,977.0	620,036.5	475,524.8	34,596.2	287.2	56.4	10,602.1	521,066.7	1,141,103.2	0.0
100000 < 150000	41,809,944.9	595,013.0	0.0	3,973.0	525,513.0	47,133.0	36,106.5	1,207,738.5	888,975.7	93,399.2	523.7	117.7	27,420.7	1,010,436.9	2,218,175.4	0.0
150000 < 200000	29,904,285.1	324,533.0	0.0	1,229.0	320,320.5	30,917.0	18,156.0	695,155.5	466,100.5	68,796.6	250.0	74.8	21,933.9	557,155.8	1,252,311.3	0.0
200000 < 500000	55,945,290.4	371,862.0	0.0	900.0	397,003.5	35,881.0	17,373.0	823,019.5	583,759.8	179,136.3	341.2	2,858.7	69,287.2	835,383.2	1,658,402.7	0.0
500000 < 1000000	21,334,211.2	59,928.0	0.0	110.0	72,378.0	6,211.0	1,716.0	140,343.0	128,548.7	86,677.5	440.4	1,444.3	38,687.2	255,798.0	398,141.0	0.0
1000000 < 1500000	8,420,283.7	13,343.0	0.0	14.0	17,116.5	1,440.0	319.5	32,233.0	32,511.4	30,004.9	0.0	0.0	1,235.3	14,325.5	78,077.1	110,310.1
1500000 < 2000000	4,621,825.1	5,099.0	0.0	10.0	6,673.5	546.0	96.0	12,424.5	13,996.1	14,010.6	0.0	0.0	11,269.9	39,276.6	51,701.1	0.0
2000000 < 5000000	10,439,820.9	6,767.0	0.0	7.0	9,220.5	734.0	121.5	16,850.0	18,480.0	23,812.0	0.0	2,764.6	17,377.8	62,434.4	79,284.4	0.0
5000000 < 10000000	4,839,371.0	1,355.0	0.0	3.0	1,851.0	126.0	34.5	3,369.5	3,529.3	7,223.8	0.0	0.0	7,763.0	18,516.2	21,885.7	0.0
At least 10000000	9,977,446.5	676.0	0.0	2.0	859.5	71.0	9.0	1,617.5	2,580.1	966.4	0.0	0.0	3,861.7	7,408.3	9,025.8	0.0
Total	263,723,926.9	3,388,744.0	0.0	29,624.0	2,506,023.0	201,809.0	240,828.0	6,367,028.0	4,299,230.3	594,307.6	3,142.9	8,638.9	248,569.8	5,153,889.5	11,520,917.5	0.0
Total	284,937,055.6	4,538,554.0	0.0	53,752.0	3,596,815.5	250,581.0	316,552.5	8,756,255.0	4,903,443.5	621,417.2	3,856.3	8,731.6	257,265.6	5,794,714.3	14,550,969.3	353,419.1
	328,219,574.6	47,821,073.0	43,282,519.0	43,336,271.0	46,879,334.5	43,533,100.0	43,599,071.5	52,038,774.0	48,185,962.5	43,903,936.2	43,286,375.3	43,291,250.6	43,539,784.6	49,077,233.3	57,833,488.3	43,635,938.2

Statistics of Income 2015: New Jersey Income Tax Returns for 2013

Table 2.13b Exemptions and Deductions by Gross Income Level: Zero Filers at most age 65 Amounts (000\$)

New Jersey Gross Income Class	New Jersey Gross Income	Regular	Aged	Blind or Disabled	Dependent Children	Dependent College Student	Other Dependents	Total Exemptions	Unreimbursed Medical Expenses	Alimony Paid	Qualified Conservaion Contribution	Health Enterprise Zone	Business Calculation Adjustment	Total Deductions	Total Exemptions and Deductions	Excess Exemptions and Deductions
Nontaxable																
= 0	30.9	30.9	0.0	4.6	4.9	0.7	1.0	30.9	4.1	0.1	0.0	0.0	0.1	4.2	30.9	30.9
0 < 5000	267.4	267.4	0.0	6.9	24.2	2.2	2.6	267.4	8.3	0.1	0.0	0.0	0.7	8.9	267.4	63.3
5000 < 10000	249.7	249.7	0.0	4.5	51.7	3.7	4.8	249.7	8.6	0.1	0.0	0.0	0.8	9.2	249.7	3.0
10000 < 15000	102.6	102.6	0.0	2.2	85.2	6.6	7.3	102.6	7.6	0.1	0.0	0.0	0.8	8.1	102.6	1.5
15000 < 20000	96.5	96.5	0.0	1.8	79.9	6.6	8.7	96.5	6.5	0.1	0.0	0.0	0.7	6.9	96.5	0.6
20000 < 25000	58.5	58.5	0.0	0.7	54.6	5.6	4.1	58.5	10.6	0.1	0.0	0.0	0.8	11.2	58.5	0.5
25000 < 30000	44.5	44.5	0.0	0.6	41.3	5.1	3.4	44.5	10.3	0.1	0.0	0.0	0.8	10.8	44.5	0.3
30000 < 35000	26.1	26.1	0.0	0.4	23.1	3.4	1.9	26.1	7.1	0.1	0.0	0.0	0.6	7.5	26.1	0.2
35000 < 40000	12.8	12.8	0.0	0.2	9.9	1.7	0.9	12.8	4.2	0.0	0.0	0.0	0.5	4.5	12.8	0.1
40000 < 50000	12.2	12.2	0.0	0.2	5.7	1.0	0.8	12.2	3.8	0.1	0.0	0.0	0.4	4.0	12.2	0.1
50000 < 70000	19.2	19.2	0.0	0.3	6.1	0.9	1.3	19.2	5.3	0.1	0.0	0.0	0.3	5.5	19.2	0.1
70000 < 75000	4.4	4.4	0.0	0.1	1.5	0.2	0.3	4.4	1.2	0.0	0.0	0.0	0.1	1.2	4.4	0.0
75000 < 80000	4.4	4.4	0.0	0.0	1.6	0.2	0.3	4.4	1.2	0.0	0.0	0.0	0.1	1.2	4.4	0.0
80000 < 100000	14.2	14.2	0.0	0.2	6.0	0.8	1.0	14.2	4.0	0.1	0.0	0.0	0.3	4.2	14.2	0.0
100000 < 150000	20.6	20.6	0.0	0.2	11.0	1.5	1.5	20.6	5.4	0.2	0.0	0.0	0.6	5.9	20.6	0.0
150000 < 200000	9.7	9.7	0.0	0.1	6.1	0.7	0.6	9.7	2.2	0.1	0.0	0.0	0.4	2.5	9.7	0.0
200000 < 500000	11.0	11.0	0.0	0.0	8.0	0.8	0.5	11.0	1.7	0.1	0.0	0.0	0.6	2.2	11.0	0.0
500000 < 1000000	1.2	1.2	0.0	0.0	1.0	0.1	0.0	1.2	0.1	0.0	0.0	0.0	0.1	0.2	1.2	0.0
1000000 < 1500000	0.0	0.0	0.0	0.0	0.0	0.0	0.0	0.0	0.0	0.0	0.0	0.0	0.0	0.0	0.0	0.0
1500000 < 2000000	0.0	0.0	0.0	0.0	0.0	0.0	0.0	0.0	0.0	0.0	0.0	0.0	0.0	0.0	0.0	0.0
2000000 < 5000000	0.0	0.0	0.0	0.0	0.0	0.0	0.0	0.0	0.0	0.0	0.0	0.0	0.0	0.0	0.0	0.0
5000000 < 10000000	0.0	0.0	0.0	0.0	0.0	0.0	0.0	0.0	0.0	0.0	0.0	0.0	0.0	0.0	0.0	0.0
At least 10000000	0.0	0.0	0.0	0.0	0.0	0.0	0.0	0.0	0.0	0.0	0.0	0.0	0.0	0.0	0.0	0.0
Total	985.8	985.8	0.0	23.0	421.8	41.8	41.0	985.8	92.1	1.4	0.1	0.0	8.5	98.5	985.8	100.6
Taxable																
= 0	0.0	0.0	0.0	0.0	0.0	0.0	0.0	0.0	0.0	0.0	0.0	0.0	0.0	0.0	0.0	0.0
0 < 5000	0.0	0.0	0.0	0.0	0.0	0.0	0.0	0.0	0.0	0.0	0.0	0.0	0.0	0.0	0.0	0.0
5000 < 10000	0.0	0.0	0.0	0.0	0.0	0.0	0.0	0.0	0.0	0.0	0.0	0.0	0.0	0.0	0.0	0.0
10000 < 15000	134.1	134.1	0.0	1.2	1.9	0.1	0.9	134.1	18.6	0.1	0.0	0.0	0.8	19.2	134.1	0.0
15000 < 20000	110.6	110.6	0.0	0.8	2.0	0.1	1.0	110.6	20.4	0.1	0.0	0.0	0.9	21.1	110.6	0.0
20000 < 25000	121.9	121.9	0.0	1.6	15.0	0.9	5.9	121.9	28.5	0.2	0.0	0.0	1.3	29.4	121.9	0.0
25000 < 30000	117.6	117.6	0.0	1.6	21.8	1.6	6.6	117.6	30.7	0.2	0.0	0.0	1.4	31.5	117.6	0.0
30000 < 35000	121.2	121.2	0.0	1.7	32.9	3.3	7.4	121.2	35.8	0.3	0.1	0.0	1.4	36.8	121.2	0.0
35000 < 40000	119.2	119.2	0.0	1.7	37.9	4.7	7.8	119.2	38.5	0.3	0.1	0.0	1.7	39.6	119.2	0.0
40000 < 50000	216.4	216.4	0.0	3.5	74.1	10.8	14.2	216.4	78.5	0.9	0.1	0.0	3.8	80.8	216.4	0.0
50000 < 70000	346.1	346.1	0.0	5.9	125.5	19.9	21.6	346.1	140.9	2.4	0.2	0.0	8.3	146.0	346.1	0.0
70000 < 75000	68.0	68.0	0.0	1.1	27.6	4.7	4.3	68.0	29.4	0.7	0.0	0.0	2.1	30.7	68.0	0.0
75000 < 80000	61.8	61.8	0.0	1.0	26.2	4.5	3.7	61.8	27.3	0.7	0.0	0.0	2.1	28.6	61.8	0.0
80000 < 100000	206.4	206.4	0.0	2.7	97.9	18.1	12.2	206.4	93.3	2.6	0.1	0.0	7.9	98.3	206.4	0.0
100000 < 150000	342.0	342.0	0.0	3.9	194.5	39.9	18.8	342.0	154.5	5.3	0.1	0.0	17.7	165.9	342.0	0.0
150000 < 200000	173.8	173.8	0.0	1.2	114.1	25.5	9.1	173.8	70.1	2.8	0.1	0.0	12.2	78.3	173.8	0.0
200000 < 500000	196.2	196.2	0.0	0.9	136.5	29.4	8.7	196.2	61.6	4.2	0.0	0.0	22.7	77.9	196.2	0.0
500000 < 1000000	31.6	31.6	0.0	0.1	22.9	5.0	0.9	31.6	7.5	1.1	0.0	0.0	6.2	12.4	31.6	0.0
1000000 < 1500000	7.0	7.0	0.0	0.0	5.2	1.1	0.2	7.0	1.6	0.2	0.0	0.0	1.6	2.9	7.0	0.0
1500000 < 2000000	2.7	2.7	0.0	0.0	2.0	0.4	0.1	2.7	0.6	0.1	0.0	0.0	0.7	1.2	2.7	0.0
2000000 < 5000000	3.5	3.5	0.0	0.0	2.7	0.6	0.1	3.5	0.8	0.1	0.0	0.0	0.9	1.6	3.5	0.0
5000000 < 10000000	0.7	0.7	0.0	0.0	0.5	0.1	0.0	0.7	0.2	0.0	0.0	0.0	0.2	0.3	0.7	0.0
At least 10000000	0.4	0.4	0.0	0.0	0.2	0.1	0.0	0.4	0.1	0.0	0.0	0.0	0.1	0.2	0.4	0.0
Total	2,381.1	2,381.1	0.0	29.2	941.4	171.0	123.4	2,381.1	839.2	22.3	1.0	0.2	94.0	902.7	2,381.1	0.0
Total	3,366.9	3,366.9	0.0	52.2	1,363.2	212.8	164.4	3,366.9	931.3	23.7	1.1	0.2	102.6	1,001.2	3,366.9	100.6

Statistics of Income 2015: New Jersey Income Tax Returns for 2013

Table 2.14a Exemptions and Deductions by Gross Income Level: Married, Joint Filers Amounts (000\$)

New Jersey Gross Income Level	New Jersey Gross Income	Regular	Aged	Blind or Disabled	Dependent Children	Dependent College Student	Other Dependents	Total Exemptions	Unreimbursed Medical Expenses	Alimony Paid	Qualified Conservation Contribution	Health Enterprise Zone	Business Calculation Adjustment	Total Deductions	Total Exemptions and Deductions	Excess Exemptions and Deductions
Nontaxable																
= 0	0.0	80,262.0	66,744.0	5,910.0	5,197.5	340.0	834.0	159,287.5	120,939.1	235.8	2.4	0.0	148.1	121,325.3	280,612.8	280,612.8
0 < 5000	55,058.2	47,158.0	25,878.0	3,601.0	11,368.5	622.0	816.0	89,443.5	59,130.0	560.9	9.2	5.5	124.6	59,830.2	149,273.7	98,684.3
5000 < 10000	218,870.6	57,617.0	30,160.0	3,414.0	19,644.0	910.0	1,152.0	112,897.0	75,213.6	273.2	21.1	9.0	274.4	75,791.4	188,688.4	47,868.1
10000 < 15000	476,777.2	75,919.0	31,475.0	3,416.0	42,157.5	1,781.0	1,783.5	156,532.0	83,486.9	283.2	4.5	0.0	447.8	84,222.3	240,754.3	25,178.3
15000 < 20000	741,276.4	84,803.0	30,019.0	3,199.0	59,011.5	2,279.0	2,245.5	181,557.0	87,376.6	382.2	8.3	18.4	664.2	88,524.6	270,081.6	12,899.6
20000 < 25000	399,775.2	35,690.0	6,992.0	1,069.0	44,275.5	2,029.0	1,246.5	91,302.0	79,833.6	311.5	0.1	739.5	80,885.0	172,187.0	13,923.0	
25000 < 30000	430,455.6	31,417.0	3,250.0	763.0	43,039.5	2,225.0	1,252.5	81,947.0	56,710.6	245.3	15.3	7.5	745.3	57,724.0	139,671.0	9,483.7
30000 < 35000	374,208.6	23,179.0	1,536.0	527.0	36,346.5	1,899.0	1,188.5	64,656.0	39,680.3	310.6	5.3	4.5	662.3	40,663.0	105,319.0	7,345.1
35000 < 40000	278,759.1	14,988.0	926.0	259.0	26,005.5	1,341.0	771.0	44,290.5	30,067.7	251.6	7.4	20.3	580.5	30,927.5	75,218.0	4,950.1
40000 < 50000	220,410.4	10,019.0	1,213.0	245.0	14,314.5	837.0	601.5	27,230.0	41,368.0	237.2	1.6	0.0	589.9	42,196.7	69,426.7	8,848.9
50000 < 70000	336,959.1	11,232.0	1,652.0	347.0	9,154.5	526.0	663.0	23,574.5	157,266.4	412.6	0.2	0.0	461.8	158,141.0	181,715.5	124,473.3
70000 < 75000	108,418.3	2,992.0	346.0	68.0	2,493.0	128.0	196.5	6,223.5	7,944.6	47.6	0.0	0.0	81.8	8,074.0	14,297.5	1,206.0
75000 < 80000	121,737.5	3,142.0	280.0	53.0	2,629.5	119.0	232.5	6,456.0	6,718.5	7.6	0.0	0.0	75.0	6,801.1	13,257.1	1,061.4
80000 < 100000	542,276.9	12,072.0	517.0	206.0	11,344.5	619.0	862.5	25,621.0	13,211.3	511.9	289.0	0.0	202.5	14,175.7	39,796.7	613.5
100000 < 150000	1,549,074.2	25,074.0	1,031.0	239.0	25,521.0	1,810.5	55,064.5	45,002.1	45,002.1	671.0	11.7	0.0	474.7	46,159.5	101,224.0	6,597.5
150000 < 200000	1,273,543.0	14,806.0	336.0	62.0	16,213.5	810.0	993.0	33,220.5	16,359.8	454.1	6.4	0.0	329.5	17,149.8	50,370.3	584.1
200000 < 500000	2,695,297.3	18,906.0	296.0	36.0	22,968.0	938.0	747.0	43,891.0	15,436.7	1,071.4	0.1	0.0	908.8	17,417.0	61,308.0	91.6
500000 < 1000000	667,642.6	2,212.0	24.0	4.0	3,240.0	118.0	51.0	5,649.0	1,611.1	222.2	203.0	0.0	197.7	2,234.0	7,883.0	0.0
1000000 < 1500000	17,272.1	30.0	2.0	0.0	40.5	1.0	3.0	76.5	156.6	0.0	0.0	0.0	200.8	357.4	433.9	0.0
1500000 < 2000000	10,147.1	12.0	0.0	0.0	15.0	0.0	0.0	27.0	62.2	0.0	0.0	0.0	20.5	82.7	109.7	0.0
2000000 < 5000000	77,409.7	56.0	4.0	0.0	105.0	6.0	0.0	171.0	3,628.2	0.0	0.0	0.0	18.8	3,647.0	3,818.0	1,270.9
5000000 < 10000000	23,469.1	8.0	3.0	0.0	7.5	0.0	0.0	18.5	18.1	138.3	0.0	0.0	0.0	156.4	174.9	0.0
At least 10000000	110,324.3	4.0	0.0	0.0	6.0	0.0	0.0	10.0	40.0	0.0	0.0	0.0	0.0	40.0	50.0	0.0
Total	10,729,162.4	551,598.0	202,684.0	23,418.0	395,098.5	18,917.0	17,430.0	1,209,145.5	941,261.9	6,628.1	621.5	65.3	7,948.5	956,525.3	2,165,670.8	645,692.3
Taxable																
= 0	0.0	0.0	0.0	0.0	0.0	0.0	0.0	0.0	0.0	0.0	0.0	0.0	0.0	0.0	0.0	0.0
0 < 5000	0.0	0.0	0.0	0.0	0.0	0.0	0.0	0.0	0.0	0.0	0.0	0.0	0.0	0.0	0.0	0.0
5000 < 10000	0.0	0.0	0.0	0.0	0.0	0.0	0.0	0.0	0.0	0.0	0.0	0.0	0.0	0.0	0.0	0.0
10000 < 15000	0.0	0.0	0.0	0.0	0.0	0.0	0.0	0.0	0.0	0.0	0.0	0.0	0.0	0.0	0.0	0.0
15000 < 20000	0.0	0.0	0.0	0.0	0.0	0.0	0.0	0.0	0.0	0.0	0.0	0.0	0.0	0.0	0.0	0.0
20000 < 25000	537,418.1	47,680.0	21,202.0	2,051.0	12,987.0	414.0	1,482.0	85,816.0	75,266.1	189.5	3.0	0.0	619.4	76,078.0	161,894.0	0.0
25000 < 30000	728,294.7	52,900.0	23,296.0	2,273.0	15,201.0	577.0	1,968.0	96,215.0	101,324.7	304.5	8.9	2.2	788.2	102,428.5	198,643.5	0.0
30000 < 35000	962,622.8	59,158.0	23,333.0	2,452.0	19,902.0	1,009.0	2,473.5	108,327.5	117,266.3	469.8	5.4	0.0	972.1	118,713.6	227,041.1	0.0
35000 < 40000	1,216,741.1	64,812.0	22,088.0	2,473.0	27,655.5	1,501.0	3,190.5	121,720.0	125,442.9	433.0	16.0	0.0	1,242.4	127,134.3	248,854.3	0.0
40000 < 50000	3,255,299.8	144,616.0	39,788.0	4,923.0	86,626.5	5,283.0	7,609.5	288,846.0	273,238.3	1,555.1	59.2	9.3	3,500.0	278,361.9	567,207.9	0.0
50000 < 70000	8,736,806.8	291,260.0	62,693.0	7,974.0	187,641.0	12,630.0	15,082.5	577,280.5	568,568.9	4,523.5	153.2	57.6	8,465.7	581,768.9	1,159,049.4	0.0
70000 < 75000	2,607,472.6	71,935.0	12,416.0	1,522.0	48,786.0	3,476.0	3,681.0	141,816.0	137,291.9	1,366.1	46.0	12.5	2,218.8	140,935.3	282,751.3	0.0
75000 < 80000	2,775,846.8	71,627.0	11,678.0	1,361.0	50,010.0	3,552.0	3,676.5	141,904.5	136,010.1	1,281.1	40.5	0.0	2,478.6	139,810.4	281,714.9	0.0
80000 < 100000	10,870,970.0	241,832.0	11,321.0	2,984.0	203,208.0	15,859.0	12,787.5	487,991.5	377,656.7	4,742.8	177.4	31.6	9,113.7	391,722.2	879,713.7	0.0
100000 < 150000	36,300,302.0	589,136.0	66,488.0	5,559.0	482,527.5	42,616.0	28,257.0	1,214,583.5	1,028,868.0	20,296.9	543.3	84.3	27,165.7	1,076,958.2	2,291,541.7	0.0
150000 < 200000	29,163,817.5	338,531.0	29,048.0	1,707.0	310,429.5	30,022.0	16,918.5	726,656.0	551,173.9	20,301.3	257.7	177.9	22,454.6	594,365.4	1,321,021.4	0.0
200000 < 500000	56,623,592.5	396,531.0	35,950.0	1,262.0	388,833.0	35,333.0	16,881.0	874,790.0	698,179.8	69,238.0	501.8	2,423.7	73,266.9	843,610.2	1,718,400.2	0.0
500000 < 1000000	21,932,632.0	64,867.0	6,614.0	154.0	70,990.5	6,103.0	1,651.5	150,380.0	144,361.5	32,348.9	327.9	1,065.9	41,628.6	219,732.8	370,112.8	0.0
1000000 < 1500000	8,819,429.0	14,653.0	1,603.0	20.0	16,854.0	1,424.0	322.5	34,876.5	37,050.8	13,692.7	951.6	1,235.3	16,337.6	69,268.1	104,144.6	0.0
1500000 < 2000000	4,805,772.2	5,582.0	609.0	11.0	6,553.5	533.0	91.5	13,380.0	15,606.7	6,252.8	0.0	0.0	11,576.5	33,436.0	46,816.0	0.0
2000000 < 5000000	11,203,522.4	7,558.0	889.0	14.0	9,058.5	715.0	127.5	18,362.0	20,431.1	15,531.5	0.0	4,557.0	23,391.3	63,911.0	82,273.0	0.0
5000000 < 10000000	5,150,578.0	1,522.0	206.0	5.0	1,813.5	122.0	37.5	7,068.0	3,718.2	4,808.3	0.0	0.0	7,866.1	16,392.5	20,988.5	0.0
At least 10000000	10,600,967.9	766.0	116.0	3.0	849.0	75.0	10.5	1,819.5	2,711.1	414.8	0.0	0.0	3,917.5	7,043.3	8,862.8	0.0
Total	216,292,086.5	2,464,968.0	369,338.0	36,748.0	1,939,926.0	161,244.0	116,248.0	5,088,470.5	4,414,167.1	197,750.4	3,092.2	9,657.4	257,003.6	4,881,670.7	9,970,141.2	0.0
Total	227,021,248.9	3,016,564.0	572,022.0	60,166.0	2,335,024.5	180,161.0	133,678.5	6,297,616.0	5,355,428.9	204,378.6	3,713.8	9,722.6	264,952.1	5,838,196.0	12,135,812.0	645,692.3

Statistics of Income 2015: New Jersey Income Tax Returns for 2013

Table 2.14b Exemptions and Deductions by Gross Income Level: Married, Joint Filers Returns (000s)

New Jersey Gross Income Level	New Jersey Gross Income	Regular	Aged	Blind or Disabled	Dependent Children	Dependent Collee Student	Other Dependents	Total Exemptions	Unreimbursed Medical Expenses	Alimony Paid	Qualified Conservaion Contriubion	Health Enterprise Zone	Business Calculation Adjustment	Total Deductions	Total Exemptions and Deductions	Excess Exemptions and Deductions
Nontaxable																
= 0	40.1	40.1	35.7	4.9	2.3	0.3	0.5	40.1	17.4	0.0	0.0	0.0	0.4	17.5	40.1	40.1
0 < 5000	23.6	23.6	14.1	3.1	4.3	0.5	0.5	23.6	8.0	0.0	0.0	0.0	0.3	8.1	23.6	19.4
5000 < 10000	28.8	28.8	16.7	3.0	7.4	0.8	0.7	28.8	10.0	0.1	0.0	0.0	0.5	10.2	28.8	7.6
10000 < 15000	38.0	38.0	17.6	3.1	14.6	1.5	1.0	38.0	11.1	0.0	0.0	0.0	0.6	11.3	38.0	4.2
15000 < 20000	42.4	42.4	16.8	3.0	18.9	1.9	1.2	42.4	11.5	0.1	0.0	0.0	0.8	11.8	42.4	1.8
20000 < 25000	17.8	17.8	3.9	1.0	14.0	1.7	0.7	17.8	6.7	0.0	0.0	0.0	0.7	7.1	17.8	1.2
25000 < 30000	15.7	15.7	1.9	0.7	13.8	1.9	0.7	15.7	5.1	0.0	0.0	0.0	0.7	5.5	15.7	0.6
30000 < 35000	11.6	11.6	0.9	0.5	10.6	1.6	0.6	11.6	3.9	0.0	0.0	0.0	0.6	4.2	11.6	0.3
35000 < 40000	7.5	7.5	0.5	0.3	6.7	1.1	0.4	7.5	2.9	0.0	0.0	0.0	0.5	3.1	7.5	0.2
40000 < 50000	5.0	5.0	0.7	0.2	3.7	0.7	0.3	5.0	2.6	0.0	0.0	0.0	0.4	2.7	5.0	0.3
50000 < 70000	5.6	5.6	1.0	0.3	3.2	0.4	0.4	5.6	2.5	0.0	0.0	0.0	0.3	2.6	5.6	0.3
70000 < 75000	1.5	1.5	0.2	0.1	0.9	0.1	0.1	1.5	0.6	0.0	0.0	0.0	0.1	0.6	1.5	0.0
75000 < 80000	1.6	1.6	0.2	0.1	1.0	0.1	0.1	1.6	0.6	0.0	0.0	0.0	0.1	0.6	1.6	0.0
80000 < 100000	6.0	6.0	0.4	0.2	4.0	0.5	0.4	6.0	2.2	0.0	0.0	0.0	0.2	2.3	6.0	0.0
100000 < 150000	12.5	12.5	0.7	0.2	9.0	1.2	0.9	12.5	4.0	0.0	0.0	0.0	0.5	4.4	12.5	0.1
150000 < 200000	7.4	7.4	0.2	0.1	5.6	0.7	0.5	7.4	1.9	0.0	0.0	0.0	0.4	2.2	7.4	0.0
200000 < 500000	9.5	9.5	0.2	0.0	7.5	0.8	0.4	9.5	1.6	0.0	0.0	0.0	0.5	2.0	9.5	0.0
500000 < 1000000	1.1	1.1	0.0	0.0	1.0	0.1	0.0	1.1	0.1	0.0	0.0	0.0	0.1	0.2	1.1	0.0
1000000 < 1500000	0.0	0.0	0.0	0.0	0.0	0.0	0.0	0.0	0.0	0.0	0.0	0.0	0.0	0.0	0.0	0.0
1500000 < 2000000	0.0	0.0	0.0	0.0	0.0	0.0	0.0	0.0	0.0	0.0	0.0	0.0	0.0	0.0	0.0	0.0
2000000 < 5000000	0.0	0.0	0.0	0.0	0.0	0.0	0.0	0.0	0.0	0.0	0.0	0.0	0.0	0.0	0.0	0.0
5000000 < 10000000	0.0	0.0	0.0	0.0	0.0	0.0	0.0	0.0	0.0	0.0	0.0	0.0	0.0	0.0	0.0	0.0
At least 10000000	0.0	0.0	0.0	0.0	0.0	0.0	0.0	0.0	0.0	0.0	0.0	0.0	0.0	0.0	0.0	0.0
Total	275.8	275.8	111.9	20.8	128.4	15.8	9.3	275.8	92.6	0.5	0.1	0.0	7.6	96.5	275.8	76.3
Taxable																
= 0	0.0	0.0	0.0	0.0	0.0	0.0	0.0	0.0	0.0	0.0	0.0	0.0	0.0	0.0	0.0	0.0
0 < 5000	0.0	0.0	0.0	0.0	0.0	0.0	0.0	0.0	0.0	0.0	0.0	0.0	0.0	0.0	0.0	0.0
5000 < 10000	0.0	0.0	0.0	0.0	0.0	0.0	0.0	0.0	0.0	0.0	0.0	0.0	0.0	0.0	0.0	0.0
10000 < 15000	0.0	0.0	0.0	0.0	0.0	0.0	0.0	0.0	0.0	0.0	0.0	0.0	0.0	0.0	0.0	0.0
15000 < 20000	0.0	0.0	0.0	0.0	0.0	0.0	0.0	0.0	0.0	0.0	0.0	0.0	0.0	0.0	0.0	0.0
20000 < 25000	23.8	23.8	12.1	1.9	4.6	0.4	0.8	23.8	14.5	0.0	0.0	0.0	0.7	14.8	23.8	0.0
25000 < 30000	26.5	26.5	13.3	2.1	5.5	0.5	1.0	26.5	16.9	0.1	0.0	0.0	0.9	17.1	26.5	0.0
30000 < 35000	29.6	29.6	13.5	2.3	8.0	0.9	1.2	29.6	18.6	0.1	0.0	0.0	1.1	18.9	29.6	0.0
35000 < 40000	32.4	32.4	12.9	2.4	11.2	1.4	1.6	32.4	19.6	0.1	0.0	0.0	1.3	20.1	32.4	0.0
40000 < 50000	72.3	72.3	23.5	4.7	30.8	4.6	3.8	72.3	43.0	0.2	0.0	0.0	3.2	44.1	72.3	0.0
50000 < 70000	145.6	145.6	37.9	7.8	67.1	10.7	7.8	145.6	88.6	0.6	0.1	0.0	7.2	91.1	145.6	0.0
70000 < 75000	36.0	36.0	7.6	1.5	17.8	2.9	1.9	36.0	21.4	0.1	0.0	0.0	1.9	22.1	36.0	0.0
75000 < 80000	35.8	35.8	7.2	1.3	18.0	3.0	1.9	35.8	21.1	0.1	0.0	0.0	1.9	21.8	35.8	0.0
80000 < 100000	120.9	120.9	8.2	3.0	73.6	13.4	6.7	120.9	64.9	0.4	0.1	0.0	6.5	67.7	120.9	0.0
100000 < 150000	294.6	294.6	41.5	5.4	173.4	35.8	14.7	294.6	156.2	1.5	0.1	0.0	18.0	164.1	294.6	0.0
150000 < 200000	169.3	169.3	18.5	1.7	109.3	24.7	8.5	169.3	76.1	1.2	0.1	0.0	12.9	82.9	169.3	0.0
200000 < 500000	198.3	198.3	22.6	1.2	132.7	28.9	8.4	198.3	69.9	2.2	0.1	0.0	24.6	84.8	198.3	0.0
500000 < 1000000	32.4	32.4	4.1	0.2	22.3	4.9	0.9	32.4	8.4	0.5	0.0	0.0	6.7	13.1	32.4	0.0
1000000 < 1500000	7.3	7.3	1.0	0.0	5.1	1.1	0.2	7.3	1.8	0.1	0.0	0.0	1.8	3.1	7.3	0.0
1500000 < 2000000	2.8	2.8	0.4	0.0	1.9	0.4	0.1	2.8	0.7	0.1	0.0	0.0	0.8	1.3	2.8	0.0
2000000 < 5000000	3.8	3.8	0.5	0.0	2.6	0.6	0.1	3.8	0.9	0.1	0.0	0.0	1.0	1.7	3.8	0.0
5000000 < 10000000	0.8	0.8	0.1	0.0	0.5	0.1	0.0	0.8	0.2	0.0	0.0	0.0	0.2	0.4	0.8	0.0
At least 10000000	0.4	0.4	0.1	0.0	0.2	0.1	0.0	0.4	0.1	0.0	0.0	0.0	0.1	0.2	0.4	0.0
Total	1,232.5	1,232.5	225.0	35.6	684.8	134.4	59.5	1,232.5	622.7	7.5	0.5	0.1	90.8	669.3	1,232.5	0.0
Total	1,508.4	1,508.4	336.9	56.3	813.2	150.2	68.8	1,508.4	715.4	8.0	0.5	0.1	98.3	765.8	1,508.4	76.3

Statistics of Income 2015: New Jersey Income Tax Returns for 2013

Table 2.15a Exemptions and Deductions by Gross Income Level: Single Filers Amounts (000\$)

New Jersey Gross Income Level	New Jersey Gross Income	Regular	Aged	Blind or Disabled	Dependent Children	Dependent College Student	Other Dependents	Total Exemptions	Unreimbursed Medical Expenses	Alimony Paid	Qualified Conservaion Conribuion	Health Enterprise Zone	Business Calculation Adjustment	Total Deductions	Total Exemptions and Deductions	Excess Exemptions and Deductions
Nontaxable																
= 0	0.0	95,808.0	74,540.0	6,629.0	1,092.0	64.0	529.5	178,662.5	292,941.5	1,157.4	8.2	7.6	141.4	294,256.1	472,918.6	472,918.6
0 < 5000	666,313.8	264,783.0	27,461.0	5,886.0	8,145.0	271.0	1,024.5	307,570.5	102,193.9	830.1	3.8	0.0	180.0	103,207.8	410,778.3	128,678.7
5000 < 10000	1,652,130.2	223,615.0	28,119.0	3,739.0	16,618.5	462.0	1,899.0	274,452.5	105,263.1	1,089.4	3.8	21.2	360.2	106,737.6	381,190.1	47,826.6
10000 < 15000	280,378.8	23,111.0	8,657.0	833.0	17,683.5	517.0	1,188.0	51,989.5	131,828.5	1,959.6	19.0	5.3	325.2	134,137.7	186,127.2	52,504.7
15000 < 20000	200,848.4	11,670.0	3,038.0	332.0	12,003.0	397.0	934.5	28,374.5	85,763.6	979.2	28.6	3.2	153.8	86,918.4	115,292.9	41,045.1
20000 < 25000	162,843.7	7,281.0	1,354.0	151.0	7,606.5	273.0	543.0	17,208.5	60,823.0	850.2	25.5	0.0	80.8	61,779.5	78,988.0	31,703.6
25000 < 30000	129,148.9	4,745.0	903.0	124.0	4,137.0	200.0	337.5	10,446.5	50,415.2	1,086.2	0.0	0.0	49.1	51,550.5	61,997.0	26,738.2
30000 < 35000	110,333.9	3,413.0	642.0	89.0	1,630.5	84.0	136.5	5,995.0	38,329.3	383.0	0.5	0.0	22.9	38,735.6	44,730.6	18,330.0
35000 < 40000	112,018.6	2,986.0	522.0	56.0	325.5	19.0	55.5	3,964.0	35,044.7	307.6	0.0	0.0	30.0	35,382.2	39,346.2	18,137.0
40000 < 50000	277,699.6	6,170.0	819.0	105.0	204.0	12.0	102.0	7,412.0	50,046.6	632.4	0.0	0.0	41.7	50,720.7	58,132.7	20,515.1
50000 < 70000	674,758.4	11,328.0	1,080.0	104.0	232.5	13.0	156.0	12,913.5	65,550.5	1,315.4	1.4	0.0	81.3	66,948.6	79,862.1	20,400.9
70000 < 75000	167,333.4	2,310.0	179.0	19.0	42.0	2.0	40.5	2,592.5	10,608.8	253.5	4.5	0.0	10.0	10,608.8	13,499.3	2,330.8
75000 < 80000	163,952.4	2,119.0	179.0	14.0	58.5	5.0	22.5	2,398.0	10,737.9	197.0	0.0	2.1	28.6	10,965.6	13,363.6	2,551.0
80000 < 100000	512,555.8	5,759.0	227.0	15.0	160.0	13.0	91.5	6,255.5	12,364.3	1,448.7	77.4	0.0	42.7	13,933.1	20,188.6	2,336.9
100000 < 150000	708,615.3	5,924.0	277.0	34.0	166.5	8.0	102.0	6,511.5	26,385.3	1,403.7	0.0	0.0	70.4	27,859.4	34,370.9	4,262.7
150000 < 200000	294,765.7	1,732.0	66.0	11.0	81.0	9.0	43.5	1,942.5	6,640.0	1,548.8	0.0	0.0	34.2	8,223.0	10,165.5	953.2
200000 < 500000	316,168.5	1,174.0	35.0	3.0	52.5	6.0	33.0	1,303.5	3,199.8	1,249.3	5.4	0.0	91.1	4,545.6	5,849.1	349.7
500000 < 1000000	35,674.0	62.0	1.0	0.0	12.0	1.0	0.0	76.0	99.8	325.3	0.0	0.0	6.8	431.8	507.8	0.0
1000000 < 1500000	11,707.3	10.0	2.0	0.0	0.0	0.0	1.5	13.5	3.0	0.0	0.0	0.0	5.3	8.3	21.8	0.0
1500000 < 2000000	4,860.3	3.0	0.0	0.0	0.0	0.0	0.0	3.0	0.0	114.0	0.0	0.0	0.0	114.0	117.0	0.0
2000000 < 5000000	8,974.5	3.0	2.0	0.0	0.0	0.0	0.0	5.0	13,287.1	0.0	0.0	0.0	508.1	13,795.2	13,800.2	7,947.1
5000000 < 10000000	11,186.6	2.0	1.0	0.0	0.0	0.0	0.0	3.0	8,830.2	0.0	0.0	0.0	0.0	8,830.2	8,833.2	3,713.3
At least 10000000	0.0	0.0	0.0	0.0	0.0	0.0	0.0	0.0	0.0	0.0	0.0	0.0	0.0	0.0	0.0	0.0
Total	6,502,267.7	674,008.0	148,104.0	18,144.0	70,240.5	2,356.0	7,240.5	920,093.0	1,110,346.0	17,130.5	178.2	39.4	2,293.6	1,129,987.7	2,050,080.7	903,243.3
Taxable																
= 0	0.0	0.0	0.0	0.0	0.0	0.0	0.0	0.0	0.0	0.0	0.0	0.0	0.0	0.0	0.0	0.0
0 < 5000	0.0	0.0	0.0	0.0	0.0	0.0	0.0	0.0	0.0	0.0	0.0	0.0	0.0	0.0	0.0	0.0
5000 < 10000	0.0	0.0	0.0	0.0	0.0	0.0	0.0	0.0	0.0	0.0	0.0	0.0	0.0	0.0	0.0	0.0
10000 < 15000	1,831,435.7	147,570.0	16,649.0	1,697.0	2,712.0	46.0	1,659.0	170,333.0	73,434.1	338.9	27.7	0.2	603.0	74,403.9	244,736.9	0.0
15000 < 20000	2,178,758.0	125,118.0	17,782.0	1,322.0	3,295.5	71.0	2,187.0	149,775.5	105,068.8	827.2	28.8	1.3	805.4	106,731.6	256,507.1	0.0
20000 < 25000	2,452,385.3	109,344.0	16,278.0	1,029.0	3,243.0	83.0	2,323.5	132,300.5	116,042.7	1,328.0	55.9	8.5	909.2	118,344.3	250,644.8	0.0
25000 < 30000	2,622,783.0	95,554.0	14,023.0	781.0	4,233.0	115.0	2,131.5	116,837.5	114,295.3	1,675.1	42.0	1.5	888.2	116,902.1	233,739.6	0.0
30000 < 35000	2,790,060.7	86,018.0	12,145.0	635.0	4,752.0	181.0	1,840.5	105,571.5	109,965.6	1,987.1	65.4	0.8	897.0	112,915.8	218,487.3	0.0
35000 < 40000	2,871,572.6	76,704.0	10,482.0	527.0	4,045.5	186.0	1,536.0	93,480.5	103,088.3	2,353.3	77.1	1.6	810.7	106,331.0	199,811.5	0.0
40000 < 50000	5,733,989.5	128,094.0	16,763.0	769.0	5,806.5	338.0	2,302.5	154,073.0	183,053.7	5,574.3	124.9	3.6	1,724.1	190,480.6	344,553.6	0.0
50000 < 70000	10,819,366.9	179,890.0	20,493.0	901.0	6,522.0	526.0	3,025.5	211,357.5	264,918.3	15,157.6	156.5	4.2	2,964.2	283,200.8	494,558.3	0.0
70000 < 75000	2,129,733.5	29,413.0	3,270.0	130.0	1,122.0	103.0	429.0	34,467.0	46,171.1	4,548.7	7.7	2.0	662.2	51,391.7	85,858.7	0.0
75000 < 80000	1,902,261.3	24,577.0	2,852.0	121.0	918.0	86.0	355.5	28,909.5	41,023.8	5,004.0	5.5	0.0	659.0	46,692.4	75,601.9	0.0
80000 < 100000	5,701,580.4	64,228.0	4,287.0	184.0	2,748.0	270.0	1,057.5	72,774.5	93,799.1	18,174.0	23.5	23.4	2,119.0	114,138.8	186,913.3	0.0
100000 < 150000	8,148,858.7	68,451.0	11,662.0	436.0	3,492.0	351.0	1,113.0	85,505.0	164,832.0	44,381.0	130.4	12.3	4,469.9	213,825.7	299,330.7	0.0
150000 < 200000	3,202,386.2	18,764.0	3,954.0	126.0	1,272.0	128.0	307.5	24,551.5	60,797.0	31,178.8	64.3	7.1	3,037.9	95,085.1	119,636.6	0.0
200000 < 500000	5,030,079.9	17,653.0	4,280.0	126.0	1,510.5	149.0	246.0	23,964.5	70,115.4	74,054.0	263.9	503.5	8,093.5	153,030.2	176,994.7	0.0
500000 < 1000000	1,798,088.3	2,666.0	649.0	18.0	268.5	22.0	34.5	3,658.0	10,468.1	35,380.8	138.8	0.0	5,373.9	51,361.5	55,019.5	0.0
1000000 < 1500000	657,884.4	552.0	162.0	6.0	85.5	5.0	6.0	816.5	1,838.3	13,508.6	0.0	0.0	1,826.1	17,173.0	17,989.5	0.0
1500000 < 2000000	348,064.9	201.0	61.0	1.0	22.5	4.0	1.5	291.0	1,754.7	5,328.2	0.0	0.0	1,299.6	8,382.5	8,673.5	0.0
2000000 < 5000000	795,388.2	276.0	100.0	2.0	37.5	1.0	1.5	418.0	1,814.3	5,121.8	0.0	0.0	2,613.3	9,549.4	9,967.4	0.0
5000000 < 10000000	552,450.1	81.0	30.0	0.0	4.5	0.0	0.0	115.5	266.0	2,429.9	0.0	0.0	1,153.9	3,849.7	3,965.2	0.0
At least 10000000	754,130.3	42.0	12.0	0.0	7.5	0.0	0.0	61.5	109.2	271.7	8,400.0	0.0	796.2	9,577.0	9,638.5	0.0
Total	62,121,257.8	1,175,196.0	155,934.0	8,811.0	46,098.0	2,665.0	20,557.5	1,409,261.5	1,562,855.8	268,622.9	9,612.4	569.9	41,706.1	1,883,367.2	3,292,628.7	903,243.3
Total	68,623,525.5	1,849,204.0	304,038.0	26,955.0	116,338.5	5,021.0	27,798.0	2,329,354.5	2,673,201.8	285,753.4	9,790.6	609.3	43,999.7	3,013,354.8	5,342,709.3	903,243.3

Statistics of Income 2015: New Jersey Income Tax Returns for 2013

Table 2.15b Exemptions and Deductions by Gross Income Level: Single Filers Returns (000s)

New Jersey Gross Income Level	New Jersey Gross Income	Regular	Aged	Blind or Disabled	Dependent Children	Dependent Collee Student	Other Dependents	Total Exemptions	Unreimbursed Medical Expenses	Alimony Paid	Qualified Conservaion Contribution	Health Enterprise Zone	Business Calculation Adjustment	Total Deductions	Total Exemptions and Deductions	Excess Exemptions and Deductions
Nontaxable																
= 0	95.8	95.8	74.5	6.6	0.6	0.1	0.3	95.8	38.0	0.1	0.0	0.0	0.5	38.1	95.8	95.8
0 < 5000	264.8	264.8	27.5	5.9	4.3	0.2	0.6	264.8	19.1	0.1	0.0	0.0	0.6	19.5	264.8	62.6
5000 < 10000	223.6	223.6	28.1	3.7	8.7	0.4	1.1	223.6	19.9	0.1	0.0	0.0	0.7	20.3	223.6	5.7
10000 < 15000	23.1	23.1	8.7	0.8	8.8	0.5	0.7	23.1	11.9	0.2	0.0	0.0	0.4	12.0	23.1	3.3
15000 < 20000	11.7	11.7	3.0	0.3	5.7	0.4	0.5	11.7	4.5	0.1	0.0	0.0	0.2	4.5	11.7	1.5
20000 < 25000	7.3	7.3	1.4	0.2	3.8	0.3	0.3	7.3	2.4	0.1	0.0	0.0	0.1	2.4	7.3	1.0
25000 < 30000	4.7	4.7	0.9	0.1	1.9	0.2	0.2	4.7	1.7	0.0	0.0	0.0	0.1	1.7	4.7	0.7
30000 < 35000	3.4	3.4	0.6	0.1	0.5	0.1	0.1	3.4	1.2	0.0	0.0	0.0	0.0	1.3	3.4	0.5
35000 < 40000	3.0	3.0	0.5	0.1	0.1	0.0	0.0	3.0	1.0	0.0	0.0	0.0	0.0	1.0	3.0	0.4
40000 < 50000	6.2	6.2	0.8	0.1	0.1	0.0	0.1	6.2	1.9	0.0	0.0	0.0	0.1	1.9	6.2	0.6
50000 < 70000	11.3	11.3	1.1	0.1	0.1	0.0	0.1	11.3	3.2	0.1	0.0	0.0	0.1	3.3	11.3	0.6
70000 < 75000	2.3	2.3	0.2	0.0	0.0	0.0	0.0	2.3	0.6	0.0	0.0	0.0	0.0	0.6	2.3	0.1
75000 < 80000	2.1	2.1	0.2	0.0	0.0	0.0	0.0	2.1	0.6	0.0	0.0	0.0	0.0	0.6	2.1	0.1
80000 < 100000	5.8	5.8	0.2	0.0	0.1	0.0	0.1	5.8	1.3	0.1	0.0	0.0	0.1	1.3	5.8	0.1
100000 < 150000	5.9	5.9	0.3	0.0	0.1	0.0	0.1	5.9	1.2	0.1	0.0	0.0	0.1	1.3	5.9	0.1
150000 < 200000	1.7	1.7	0.1	0.0	0.0	0.0	0.0	1.7	0.2	0.0	0.0	0.0	0.0	0.3	1.7	0.0
200000 < 500000	1.2	1.2	0.0	0.0	0.0	0.0	0.0	1.2	0.1	0.0	0.0	0.0	0.0	0.2	1.2	0.0
500000 < 1000000	0.1	0.1	0.0	0.0	0.0	0.0	0.0	0.1	0.0	0.0	0.0	0.0	0.0	0.1	0.1	0.0
1000000 < 1500000	0.0	0.0	0.0	0.0	0.0	0.0	0.0	0.0	0.0	0.0	0.0	0.0	0.0	0.0	0.0	0.0
1500000 < 2000000	0.0	0.0	0.0	0.0	0.0	0.0	0.0	0.0	0.0	0.0	0.0	0.0	0.0	0.0	0.0	0.0
2000000 < 5000000	0.0	0.0	0.0	0.0	0.0	0.0	0.0	0.0	0.0	0.0	0.0	0.0	0.0	0.0	0.0	0.0
5000000 < 10000000	0.0	0.0	0.0	0.0	0.0	0.0	0.0	0.0	0.0	0.0	0.0	0.0	0.0	0.0	0.0	0.0
At least 10000000	0.0	0.0	0.0	0.0	0.0	0.0	0.0	0.0	0.0	0.0	0.0	0.0	0.0	0.0	0.0	0.0
Total	674.0	674.0	148.1	18.1	34.9	2.1	4.1	674.0	108.6	1.0	0.1	0.0	3.0	110.3	674.0	173.2
Taxable																
= 0	0.0	0.0	0.0	0.0	0.0	0.0	0.0	0.0	0.0	0.0	0.0	0.0	0.0	0.0	0.0	0.0
0 < 5000	0.0	0.0	0.0	0.0	0.0	0.0	0.0	0.0	0.0	0.0	0.0	0.0	0.0	0.0	0.0	0.0
5000 < 10000	0.0	0.0	0.0	0.0	0.0	0.0	0.0	0.0	0.0	0.0	0.0	0.0	0.0	0.0	0.0	0.0
10000 < 15000	147.6	147.6	16.6	1.7	1.2	0.0	0.9	147.6	31.9	0.1	0.0	0.0	0.9	32.5	147.6	0.0
15000 < 20000	125.1	125.1	17.8	1.3	1.3	0.1	1.0	125.1	35.2	0.2	0.0	0.0	1.1	35.8	125.1	0.0
20000 < 25000	109.3	109.3	16.3	1.0	1.2	0.1	1.1	109.3	35.0	0.2	0.0	0.0	1.1	35.6	109.3	0.0
25000 < 30000	95.5	95.5	14.0	0.8	1.8	0.1	1.0	95.5	32.8	0.2	0.0	0.0	1.0	33.3	95.5	0.0
30000 < 35000	86.0	86.0	12.1	0.6	2.2	0.2	0.9	86.0	31.2	0.2	0.0	0.0	0.9	31.7	86.0	0.0
35000 < 40000	76.7	76.7	10.5	0.5	1.8	0.2	0.8	76.7	28.7	0.3	0.0	0.0	0.9	29.3	76.7	0.0
40000 < 50000	128.1	128.1	16.8	0.8	2.7	0.3	1.2	128.1	50.3	0.6	0.1	0.0	1.7	51.3	128.1	0.0
50000 < 70000	179.9	179.9	20.5	0.9	3.4	0.5	1.6	179.9	69.9	1.4	0.1	0.0	2.8	71.9	179.9	0.0
70000 < 75000	29.4	29.4	3.3	0.1	0.6	0.1	0.2	29.4	11.2	0.4	0.0	0.0	0.6	11.7	29.4	0.0
75000 < 80000	24.6	24.6	2.9	0.1	0.5	0.1	0.2	24.6	9.5	0.4	0.0	0.0	0.5	9.9	24.6	0.0
80000 < 100000	64.2	64.2	4.3	0.2	1.5	0.3	0.6	64.2	22.8	1.3	0.0	0.0	1.6	24.3	64.2	0.0
100000 < 150000	68.4	68.4	11.7	0.4	1.9	0.3	0.6	68.4	25.8	2.3	0.0	0.0	2.7	28.4	68.4	0.0
150000 < 200000	18.8	18.8	4.0	0.1	0.7	0.1	0.2	18.8	6.6	1.1	0.0	0.0	1.3	7.9	18.8	0.0
200000 < 500000	17.7	17.6	4.3	0.1	0.8	0.1	0.1	17.6	5.5	1.5	0.0	0.0	2.1	7.6	17.6	0.0
500000 < 1000000	2.7	2.7	0.6	0.0	0.1	0.0	0.0	2.7	0.6	0.4	0.0	0.0	0.5	1.2	2.7	0.0
1000000 < 1500000	0.6	0.6	0.2	0.0	0.0	0.0	0.0	0.6	0.1	0.1	0.0	0.0	0.1	0.3	0.6	0.0
1500000 < 2000000	0.2	0.2	0.1	0.0	0.0	0.0	0.0	0.2	0.1	0.0	0.0	0.0	0.0	0.1	0.2	0.0
2000000 < 5000000	0.3	0.3	0.1	0.0	0.0	0.0	0.0	0.3	0.1	0.0	0.0	0.0	0.1	0.1	0.3	0.0
5000000 < 10000000	0.1	0.1	0.0	0.0	0.0	0.0	0.0	0.1	0.0	0.0	0.0	0.0	0.0	0.1	0.1	0.0
At least 10000000	0.0	0.0	0.0	0.0	0.0	0.0	0.0	0.0	0.0	0.0	0.0	0.0	0.0	0.0	0.0	0.0
Total	1,175.1	1,175.1	155.9	8.8	21.9	2.5	10.6	1,175.1	397.4	10.7	0.4	0.0	20.1	412.9	1,175.1	0.0
Total	1,849.0	1,849.0	304.0	27.0	56.9	4.6	14.7	1,849.0	506.0	11.8	0.5	0.1	23.1	523.1	1,849.0	173.2

Statistics of Income 2015: New Jersey Income Tax Returns for 2013

Table 2.16a Exemptions and Deductions by Gross Income Percentile Level: Amounts (000\$)

New Jersey Gross Income Percentile Level	New Jersey Gross Income	Regular	Aged	Blind or Disabled	Dependent Children	Dependent	Other Dependents	Total Exemptions	Unreimbursed	Alimony Paid	Qualified	Health	Business	Total Deductions	Total	Excess	
						College Student			Medical Expenses		Conservation Contribution	Enterprise Zone	Calculation Adjustment		Exemptions and Deductions	Exemptions and Deductions	
< 4,155	< 10.0	543,393.0	463,166.0	189,765.0	22,392.0	58,372.5	2,986.0	7,774.5	744,456.0	561,464.7	3,035.6	30.4	13.1	545.7	565,089.5	1,309,545.5	1,018,896.1
4,155 < 10,839	10.0 < 20.0	3,027,740.3	443,187.0	81,894.0	10,589.0	166,123.5	6,317.0	13,585.5	721,696.0	269,503.9	2,243.0	34.9	30.2	1,127.9	272,939.8	994,635.8	138,325.1
10,839 < 14,527	20.0 < 25.0	2,559,894.3	229,573.0	43,442.0	4,742.0	151,306.5	5,747.0	12,027.0	446,837.5	224,305.5	2,274.6	43.8	5.5	1,220.0	227,849.5	674,687.0	58,748.8
14,527 < 18,462	25.0 < 30.0	3,316,526.4	235,125.0	42,687.0	4,253.0	182,407.5	6,536.0	15,946.5	486,955.0	233,989.8	1,928.0	136.5	21.7	1,439.7	237,515.6	724,470.6	48,230.2
18,462 < 27,951	30.0 < 40.0	9,302,578.1	483,509.0	89,657.0	8,538.0	347,283.0	14,719.0	39,844.5	983,550.5	688,950.3	7,157.7	177.0	15.5	5,051.7	681,352.3	1,664,902.8	82,092.4
27,951 < 39,753	40.0 < 50.0	13,564,743.3	500,067.0	90,400.0	8,978.0	340,510.5	18,434.0	45,708.0	1,004,097.5	824,023.5	10,484.2	344.1	56.2	6,928.8	841,836.8	1,845,934.3	67,386.1
39,753 < 55,081	50.0 < 60.0	19,008,005.0	521,676.0	88,880.0	9,177.0	309,964.5	20,910.0	46,026.0	996,633.5	948,647.6	18,731.2	481.5	57.7	9,872.0	977,790.1	1,974,423.6	42,324.8
55,081 < 75,906	60.0 < 70.0	26,172,431.6	560,436.0	81,959.0	8,884.0	331,270.5	24,758.0	43,188.0	1,050,495.5	1,171,278.4	34,155.6	497.3	70.6	13,889.6	1,219,891.5	2,270,387.0	138,923.8
75,906 < 91,056	70.0 < 75.0	16,763,550.7	303,621.0	24,397.0	3,486.0	213,639.0	17,145.0	21,997.5	584,285.5	516,476.9	29,249.2	590.2	33.7	9,852.2	556,202.1	1,140,487.6	5,159.5
91,056 < 109,845	75.0 < 80.0	20,263,405.6	327,841.0	27,448.0	3,180.0	244,575.0	20,707.0	21,381.0	645,132.0	572,238.1	40,291.4	242.0	65.4	12,996.3	625,833.2	1,270,965.2	6,098.8
109,845 < 168,128	80.0 < 90.0	54,518,054.7	718,308.0	74,183.0	5,446.0	583,728.0	53,053.0	40,132.5	1,474,850.5	1,304,556.0	117,776.0	859.4	149.3	37,579.2	1,460,919.9	2,935,770.4	6,052.9
168,128 < 240,365	90.0 < 95.0	40,010,014.8	378,156.0	32,788.0	1,536.0	345,697.5	32,697.0	19,393.5	810,268.0	647,746.8	94,261.2	198.0	328.1	34,997.8	777,531.9	1,587,799.9	994.2
240,365 < 596,038	95.0 < 99.0	55,632,617.4	304,624.0	29,302.0	929.0	301,309.5	26,107.0	11,994.0	674,268.5	585,897.0	190,245.1	842.8	3,469.7	82,364.0	862,818.4	1,537,083.9	326.6
596,038 < 898,540	99.0 < 99.5	14,523,666.3	38,163.0	3,994.0	97.0	41,620.5	3,520.0	912.0	88,306.5	89,642.9	55,143.2	441.6	734.6	28,062.2	174,024.4	262,330.9	0.0
898,540 < 2,465,441	99.5 < 99.9	21,751,825.8	30,608.0	3,530.0	62.0	34,161.0	2,903.0	663.0	71,927.0	85,930.6	67,270.9	976.5	4,340.6	48,189.3	206,707.9	278,634.9	1,270.9
At least 2,465,441	at least 99.9	27,261,127.4	7,631.0	1,047.0	19.0	8,793.0	651.0	129.0	18,270.0	43,478.9	27,216.2	8,400.0	1,792.4	35,615.6	116,503.2	134,773.2	11,660.4
Total		328,219,574.6	5,545,691.0	905,373.0	92,308.0	3,660,762.0	257,190.0	340,702.5	10,802,026.5	8,748,130.9	701,463.0	14,296.0	11,184.3	329,732.0	9,804,806.2	20,606,832.7	1,626,490.6

Statistics of Income 2015: New Jersey Income Tax Returns for 2013

Table 2.16b Exemptions and Deductions by Gross Income Percentile Level: Amounts (000\$)

New Jersey Gross Income Percentile Class	New Jersey Gross Income	Regular	Aged	Blind or Disabled	Dependent Children	Dependent College Student	Other Dependents	Total Exemptions	Unreimbursed Medical Expenses	Alimony Paid	Qualified Conservaion Conribuion	Health Enterprise Zone	Business Calculation Adjustment	Total Deductions	Total Exemptions and Deductions	Excess Exemptions and Deductions	
< 4,155	< 10.0	403.7	403.7	207.7	29.2	40.4	5.3	6.9	403.7	145.4	1.2	0.1	0.0	4.3	146.4	403.7	272.8
4,155 < 10,839	10.0 < 20.0	403.8	403.8	71.0	10.4	72.6	7.3	8.3	403.8	62.3	0.5	0.0	0.0	3.1	63.5	403.8	0.0
10,839 < 14,527	20.0 < 25.0	201.9	201.9	28.0	4.0	64.3	5.3	6.3	201.9	36.9	0.3	0.0	0.0	1.9	37.7	201.9	0.0
14,527 < 18,462	25.0 < 30.0	201.9	201.9	28.9	3.8	68.4	5.8	8.2	201.9	45.7	0.4	0.0	0.0	2.2	46.8	201.9	0.0
18,462 < 27,951	30.0 < 40.0	403.7	403.7	56.6	7.2	134.6	13.5	20.5	403.7	120.8	0.9	0.1	0.0	5.9	123.7	403.7	0.0
27,951 < 39,753	40.0 < 50.0	403.7	403.7	54.6	7.3	133.1	16.3	23.3	403.7	148.0	1.4	0.2	0.0	7.0	151.4	403.7	0.0
39,753 < 55,081	50.0 < 60.0	403.7	403.7	52.4	7.4	122.6	18.0	23.2	403.7	169.1	2.3	0.2	0.0	8.5	173.3	403.7	0.0
55,081 < 75,906	60.0 < 70.0	403.7	403.7	44.1	6.8	134.2	21.6	22.9	403.7	174.9	3.4	0.2	0.0	10.9	181.1	403.7	0.0
75,906 < 91,056	70.0 < 75.0	201.9	201.9	14.6	2.9	81.4	14.3	11.4	201.9	87.4	2.5	0.1	0.0	7.2	91.8	201.9	0.0
91,056 < 109,845	75.0 < 80.0	201.9	201.9	20.6	2.9	89.0	16.8	10.8	201.9	93.8	2.7	0.1	0.0	8.6	98.8	201.9	0.0
109,845 < 168,128	80.0 < 90.0	403.7	403.7	46.1	4.5	208.5	42.6	20.3	403.7	178.4	5.6	0.1	0.0	22.7	192.2	403.7	0.0
168,128 < 240,365	90.0 < 95.0	201.9	201.9	21.1	1.3	120.2	25.7	9.5	201.9	75.4	2.8	0.1	0.0	16.3	85.7	201.9	0.0
240,365 < 596,038	95.0 < 99.0	161.5	161.5	18.9	0.8	101.1	20.7	6.0	161.5	46.9	3.2	0.0	0.0	22.1	62.3	161.5	0.0
596,038 < 898,540	99.0 < 99.5	20.2	20.2	2.6	0.1	13.1	2.8	0.5	20.2	4.8	0.5	0.0	0.0	4.1	8.0	20.2	0.0
898,540 < 2,465,441	99.5 < 99.9	16.1	16.1	2.3	0.1	10.4	2.3	0.4	16.1	3.8	0.5	0.0	0.0	3.9	6.9	16.1	0.0
At least 2,465,441	at least 99.9	4.0	4.0	0.7	0.0	2.5	0.5	0.1	4.0	1.0	0.1	0.0	0.0	1.1	1.9	4.0	0.0
Total		4,037.2	4,037.2	670.3	88.5	1,396.4	218.7	178.6	4,037.2	1,394.7	28.2	1.3	0.2	129.8	1,471.5	4,037.2	272.8

Statistics of Income 2015: New Jersey Income Tax Returns for 2013

Table 2.17a Exemptions and Deductions by Taxable Income Level: Amounts (000\$)

New Jersey Taxable Income Class	New Jersey Gross Income	Regular	Aged	Blind or Disabled	Dependent Children	Dependent College Student	Other Dependents	Total Exemptions	Unreimbursed Medical Expenses	Alimony Paid	Qualified Conservaion Contribution	Health Enterprise Zone	Business Calculation Adjustment	Total Deductions	Total Exemptions and Deductions	Excess Exemptions and Deductions
Nontaxable																
= 0	965,353.0	374,332.0	245,033.0	27,583.0	74,853.0	4,934.0	9,756.0	736,491.0	1,734,705.7	16,742.9	547.3	86.1	2,979.7	1,755,061.7	2,491,552.7	1,626,490.6
0 < 5000	1,719,859.0	380,629.0	68,610.0	9,415.0	119,962.5	5,689.0	10,278.0	594,583.5	191,703.6	2,471.9	18.8	7.7	1,370.3	195,572.3	790,155.8	0.0
5000 < 10000	2,552,170.8	293,616.0	27,666.0	4,024.0	218,283.0	8,987.0	14,841.0	567,417.0	36,962.8	466.1	13.0	13.4	1,067.5	38,522.8	605,939.8	0.0
10000 < 15000	1,834,793.5	140,845.0	13,077.0	1,855.0	222,057.0	8,075.0	16,660.5	402,569.5	32,157.2	458.3	12.3	10.3	880.6	33,518.8	436,088.3	0.0
15000 < 20000	1,568,313.3	90,784.0	2,856.0	689.0	151,866.0	6,928.0	9,792.0	262,915.0	32,485.4	526.3	24.4	4.3	781.3	33,821.6	296,736.6	0.0
20000 < 25000	1,387,839.6	64,292.0	779.0	419.0	122,740.5	5,773.0	6,384.0	200,387.5	24,964.1	405.7	13.6	0.0	645.9	26,029.2	226,416.7	0.0
25000 < 30000	791,892.6	33,222.0	468.0	186.0	66,919.5	2,751.0	2,811.0	106,357.5	12,723.5	86.9	10.1	0.0	416.7	13,237.3	119,594.8	0.0
30000 < 35000	338,339.5	12,712.0	423.0	83.0	18,399.0	721.0	916.5	33,254.5	7,463.6	118.8	2.5	0.0	238.1	7,823.1	41,077.6	0.0
35000 < 40000	256,229.6	7,502.0	443.0	67.0	5,949.0	317.0	708.0	14,986.0	6,706.9	249.0	0.3	0.0	162.6	7,118.7	22,104.7	0.0
40000 < 50000	581,913.7	14,115.0	837.0	148.0	9,174.0	554.0	1,486.5	26,314.5	13,165.5	632.6	0.3	0.0	151.5	13,949.9	40,264.4	0.0
50000 < 70000	1,389,516.2	26,465.0	1,394.0	248.0	16,360.5	965.0	2,596.5	48,029.0	24,477.4	1,478.5	5.9	0.0	273.8	26,235.7	74,264.7	0.0
70000 < 75000	377,117.2	6,290.0	246.0	64.0	4,294.5	273.0	616.5	11,784.0	5,568.1	481.2	0.0	2.1	56.4	6,107.7	17,891.7	0.0
75000 < 80000	367,332.7	5,851.0	166.0	47.0	4,360.5	258.0	531.0	11,213.5	5,195.4	432.2	0.4	0.0	62.0	5,690.0	16,903.5	0.0
80000 < 100000	1,331,635.5	19,420.0	565.0	147.0	14,734.5	887.0	1,810.5	37,564.0	17,246.0	1,811.7	5.2	0.0	281.3	19,344.2	56,908.2	0.0
100000 < 150000	2,505,728.4	30,319.0	733.0	146.0	26,848.5	1,516.0	2,496.0	62,058.0	24,811.1	2,979.3	9.3	0.0	548.9	28,348.6	90,407.1	0.0
150000 < 200000	1,527,680.5	14,426.0	256.0	42.0	14,263.5	654.0	981.0	30,622.5	10,104.4	1,278.1	0.0	0.0	358.5	11,741.0	42,363.5	0.0
200000 < 500000	2,881,935.2	17,669.0	266.0	30.0	20,341.5	847.0	744.0	39,897.5	9,796.0	3,265.9	208.6	0.0	927.1	14,197.6	54,095.1	0.0
500000 < 1000000	670,121.4	2,087.0	21.0	3.0	2,979.0	113.0	57.0	5,260.0	1,515.4	1,002.4	0.0	0.0	120.4	2,638.2	7,898.2	0.0
1000000 < 1500000	30,981.3	39.0	4.0	0.0	36.0	1.0	1.5	81.5	51.7	114.0	0.0	0.0	19.2	358.6	440.1	0.0
1500000 < 2000000	14,927.1	15.0	0.0	0.0	16.5	0.0	0.0	31.5	62.2	0.0	0.0	0.0	20.5	82.7	114.2	0.0
2000000 < 5000000	86,427.1	58.0	4.0	0.0	105.0	7.0	0.0	174.0	91.6	0.0	0.0	0.0	18.9	110.5	284.5	0.0
5000000 < 10000000	29,536.7	9.0	3.0	0.0	7.5	0.0	0.0	19.5	18.1	138.3	0.0	0.0	0.0	156.4	175.9	0.0
At least 10000000	110,324.3	4.0	0.0	0.0	6.0	0.0	0.0	10.0	40.0	0.0	0.0	0.0	0.0	40.0	50.0	0.0
Total	23,319,968.1	1,534,701.0	363,850.0	45,196.0	1,114,557.0	50,250.0	83,467.5	3,192,021.5	2,192,015.6	35,140.0	872.0	123.9	11,554.9	2,239,706.6	5,431,728.1	1,626,490.6
Taxable																
= 0	0.0	0.0	0.0	0.0	0.0	0.0	0.0	0.0	0.0	0.0	0.0	0.0	0.0	0.0	0.0	0.0
0 < 5000	460,693.3	30,326.0	23,416.0	1,667.0	2,784.0	297.0	675.0	59,165.0	196,439.0	3,298.4	63.1	39.0	912.5	200,752.0	259,917.0	0.0
5000 < 10000	1,208,060.6	85,992.0	37,038.0	3,267.0	8,487.0	675.0	2,547.0	138,006.0	267,604.0	4,314.1	51.4	439.8	1,756.0	274,165.3	412,171.3	0.0
10000 < 15000	2,859,485.4	187,307.0	41,392.0	3,518.0	18,532.5	1,137.0	5,563.5	257,450.0	283,212.3	5,374.6	51.1	14.4	2,450.2	291,102.5	548,552.5	0.0
15000 < 20000	3,669,324.1	189,073.0	41,103.0	3,678.0	48,189.0	1,931.0	13,812.0	297,786.0	293,295.5	5,232.5	101.2	11.4	2,682.6	301,323.1	599,109.1	0.0
20000 < 25000	4,368,913.4	187,148.0	37,092.0	3,431.0	59,566.5	3,042.0	16,489.5	306,769.0	290,959.2	6,576.6	205.7	5.3	3,031.6	300,778.3	607,547.3	0.0
25000 < 30000	5,310,440.0	193,302.0	33,098.0	3,241.0	90,033.0	5,772.0	17,866.5	343,312.5	291,043.9	6,506.5	180.9	1.6	3,185.0	300,917.9	644,230.4	0.0
30000 < 35000	6,092,730.5	195,118.0	29,829.0	3,028.0	114,633.0	7,315.0	17,959.5	367,882.5	288,804.7	7,248.6	222.6	11.1	3,358.3	299,645.2	667,527.7	0.0
35000 < 40000	6,358,486.5	183,053.0	26,449.0	2,701.0	109,420.5	7,223.0	15,958.5	344,805.0	273,172.3	8,085.1	232.8	12.4	3,587.9	285,090.5	629,895.5	0.0
40000 < 50000	12,887,542.5	323,676.0	43,938.0	4,704.0	191,574.0	13,365.0	27,243.0	604,500.0	500,022.1	19,200.4	348.4	730.0	7,152.4	527,453.4	1,131,953.4	0.0
50000 < 70000	25,083,718.1	515,034.0	53,007.0	6,289.0	317,608.5	24,308.0	38,622.0	954,868.5	777,189.9	46,369.1	555.6	235.3	13,758.8	838,108.7	1,792,977.2	0.0
70000 < 75000	5,641,410.9	101,838.0	6,414.0	1,017.0	71,487.0	5,694.0	7,185.0	193,635.0	159,127.5	13,857.4	74.8	18.5	3,477.9	176,556.0	370,191.0	0.0
75000 < 80000	5,528,431.5	96,177.0	5,958.0	891.0	68,880.0	5,725.0	6,486.0	184,117.0	158,112.4	13,082.2	181.8	8.5	3,548.3	174,933.1	359,050.1	0.0
80000 < 100000	22,260,194.6	356,145.0	34,217.0	3,257.0	254,883.0	21,905.0	21,778.5	692,185.5	599,984.6	51,292.8	441.0	719.8	14,336.9	666,775.1	1,358,960.6	0.0
100000 < 150000	46,402,660.9	608,991.0	58,991.0	3,935.0	481,293.0	44,062.0	32,791.5	1,230,063.5	938,350.3	102,776.0	235.1	566.2	32,757.6	1,074,685.2	2,304,748.7	0.0
150000 < 200000	30,511,766.1	305,566.0	25,564.0	1,196.0	268,890.0	25,815.0	15,264.0	642,295.0	445,037.5	64,945.4	387.8	1,400.9	26,146.2	537,917.8	1,180,212.8	0.0
200000 < 500000	57,775,311.6	357,775.0	33,494.0	1,072.0	337,450.5	30,020.0	14,736.0	774,547.5	578,128.2	168,305.1	712.8	1,337.8	79,573.7	828,057.6	1,602,605.1	0.0
500000 < 1000000	23,538,949.2	63,795.0	6,793.0	156.0	67,719.0	5,803.0	1,644.0	145,910.0	134,022.3	73,467.1	978.0	5,508.5	43,777.9	257,753.8	403,663.8	0.0
1000000 < 1500000	9,494,730.9	14,706.0	1,708.0	28.0	16,404.0	1,393.0	328.5	34,567.0	38,084.4	24,577.0	0.0	0.0	20,296.7	82,958.1	117,525.6	0.0
1500000 < 2000000	5,321,847.5	5,763.0	676.0	12.0	6,582.0	539.0	102.0	13,674.0	15,798.5	12,901.7	0.0	0.0	13,615.0	42,315.3	55,989.3	0.0
2000000 < 5000000	12,230,736.1	7,769.0	975.0	16.0	9,078.0	719.0	133.5	18,690.5	20,967.3	21,779.3	0.0	0.0	23,611.5	66,358.0	85,048.5	0.0
5000000 < 10000000	5,836,192.7	1,609.0	239.0	5.0	1,843.5	125.0	39.0	3,860.5	3,922.4	6,166.5	0.0	0.0	9,671.3	19,760.2	23,620.7	0.0
At least 10000000	12,057,980.1	827.0	132.0	3.0	867.0	75.0	10.5	1,914.5	2,837.1	966.4	8,400.0	0.0	5,488.8	17,692.3	19,606.8	0.0
Total	304,899,606.5	4,010,990.0	541,523.0	47,112.0	2,546,205.0	206,940.0	257,235.0	7,610,005.0	6,566,115.2	666,322.9	13,424.0	11,060.4	318,177.0	7,665,099.6	15,175,104.6	0.0
Total	328,219,574.6	5,545,691.0	905,373.0	92,308.0	3,660,762.0	257,190.0	340,702.5	10,802,026.5	8,748,130.9	701,463.0	14,296.0	11,184.3	329,732.0	9,804,806.2	20,606,832.7	1,626,490.6

Statistics of Income 2015: New Jersey Income Tax Returns for 2013

Table 2.17b Exemptions and Deductions by Taxable Income Level: Amounts (000\$)

New Jersey Taxable Income Level	New Jersey Gross Income	Regular	Aged	Blind or Disabled	Dependent Children	Dependent College Student	Other Dependents	Total Exemptions	Unreimbursed Medical Expenses	Alimony Paid	Qualified Conservaion Contribution	Health Enterprise Zone	Business Calculation Adjustment	Total Deductions	Total Exemptions and Deductions	Excess Exemptions and Deductions
Nontaxable																
= 0	290.3	290.3	185.8	25.6	29.0	4.1	5.5	290.3	127.3	1.1	0.1	0.0	3.6	128.0	290.3	272.8
0 < 5000	345.8	345.8	52.0	9.0	48.6	4.8	5.7	345.8	36.4	0.2	0.0	0.0	1.8	37.2	345.8	0.0
5000 < 10000	260.8	260.8	19.7	3.8	90.1	7.8	8.1	260.8	12.8	0.1	0.0	0.0	1.1	13.6	260.8	0.0
10000 < 15000	108.7	108.7	8.2	1.8	87.2	7.1	8.9	108.7	9.4	0.1	0.0	0.0	0.9	10.0	108.7	0.0
15000 < 20000	71.3	71.3	2.1	0.7	60.9	6.0	5.6	71.3	11.0	0.1	0.0	0.0	0.8	11.7	71.3	0.0
20000 < 25000	50.6	50.6	0.7	0.4	47.3	5.0	3.6	50.6	9.8	0.0	0.0	0.0	0.7	10.3	50.6	0.0
25000 < 30000	24.2	24.2	0.4	0.2	21.1	2.3	1.5	24.2	4.6	0.0	0.0	0.0	0.4	4.9	24.2	0.0
30000 < 35000	8.9	8.9	0.3	0.1	5.7	0.6	0.5	8.9	2.0	0.0	0.0	0.0	0.2	2.1	8.9	0.0
35000 < 40000	5.9	5.9	0.3	0.1	2.2	0.3	0.4	5.9	1.6	0.0	0.0	0.0	0.1	1.7	5.9	0.0
40000 < 50000	11.3	11.3	0.7	0.1	3.6	0.5	0.8	11.3	3.2	0.0	0.0	0.0	0.2	3.3	11.3	0.0
50000 < 70000	20.7	20.7	1.1	0.2	6.5	0.9	1.4	20.7	5.8	0.1	0.0	0.0	0.3	6.0	20.7	0.0
70000 < 75000	4.7	4.7	0.2	0.1	1.7	0.2	0.3	4.7	1.3	0.0	0.0	0.0	0.1	1.4	4.7	0.0
75000 < 80000	4.3	4.3	0.1	0.0	1.7	0.2	0.3	4.3	1.2	0.0	0.0	0.0	0.1	1.2	4.3	0.0
80000 < 100000	13.5	13.5	0.5	0.1	5.8	0.8	1.0	13.5	3.6	0.1	0.0	0.0	0.3	3.8	13.5	0.0
100000 < 150000	18.8	18.8	0.6	0.1	9.9	1.3	1.3	18.8	4.5	0.2	0.0	0.0	0.6	5.0	18.8	0.0
150000 < 200000	8.3	8.3	0.2	0.0	5.1	0.5	0.5	8.3	1.6	0.0	0.0	0.0	0.4	1.9	8.3	0.0
200000 < 500000	9.6	9.6	0.2	0.0	6.8	0.7	0.4	9.6	1.3	0.1	0.0	0.0	0.5	1.8	9.6	0.0
500000 < 1000000	1.1	1.1	0.0	0.0	0.9	0.1	0.0	1.1	0.1	0.0	0.0	0.0	0.1	0.2	1.1	0.0
1000000 < 1500000	0.0	0.0	0.0	0.0	0.0	0.0	0.0	0.0	0.0	0.0	0.0	0.0	0.0	0.0	0.0	0.0
1500000 < 2000000	0.0	0.0	0.0	0.0	0.0	0.0	0.0	0.0	0.0	0.0	0.0	0.0	0.0	0.0	0.0	0.0
2000000 < 5000000	0.0	0.0	0.0	0.0	0.0	0.0	0.0	0.0	0.0	0.0	0.0	0.0	0.0	0.0	0.0	0.0
5000000 < 10000000	0.0	0.0	0.0	0.0	0.0	0.0	0.0	0.0	0.0	0.0	0.0	0.0	0.0	0.0	0.0	0.0
At least 10000000	0.0	0.0	0.0	0.0	0.0	0.0	0.0	0.0	0.0	0.0	0.0	0.0	0.0	0.0	0.0	0.0
Total	1,258.8	1,258.8	273.0	42.5	434.1	43.2	45.7	1,258.8	237.4	2.2	0.2	0.0	12.0	244.2	1,258.8	272.8
Taxable																
= 0	0.0	0.0	0.0	0.0	0.0	0.0	0.0	0.0	0.0	0.0	0.0	0.0	0.0	0.0	0.0	0.0
0 < 5000	23.4	23.4	18.2	1.6	1.1	0.3	0.4	23.4	22.2	0.2	0.0	0.0	0.9	22.3	23.4	0.0
5000 < 10000	74.3	74.3	29.0	3.2	3.5	0.6	1.3	74.3	43.0	0.4	0.0	0.0	1.7	43.4	74.3	0.0
10000 < 15000	170.4	170.4	31.6	3.4	6.7	1.0	2.6	170.4	55.0	0.4	0.0	0.0	2.3	55.9	170.4	0.0
15000 < 20000	163.4	163.4	30.8	3.5	17.0	1.7	6.3	163.4	58.8	0.5	0.1	0.0	2.5	59.8	163.4	0.0
20000 < 25000	157.3	157.3	27.8	3.3	23.2	2.7	7.9	157.3	60.4	0.5	0.1	0.0	2.7	61.5	157.3	0.0
25000 < 30000	160.6	160.6	24.7	3.2	40.3	5.2	9.2	160.6	62.9	0.6	0.1	0.0	2.8	64.2	160.6	0.0
30000 < 35000	158.7	158.7	22.2	3.0	46.4	6.4	9.2	158.7	63.7	0.7	0.1	0.0	2.9	65.0	158.7	0.0
35000 < 40000	145.2	145.2	19.6	2.6	43.6	6.3	8.3	145.2	60.4	0.7	0.1	0.0	2.9	61.8	145.2	0.0
40000 < 50000	248.7	248.7	32.2	4.6	77.0	11.7	14.5	248.7	108.8	1.6	0.1	0.0	5.8	111.8	248.7	0.0
50000 < 70000	373.6	373.6	39.8	6.2	127.2	21.1	20.7	373.6	164.7	3.4	0.2	0.0	10.8	170.8	373.6	0.0
70000 < 75000	69.2	69.2	5.1	1.0	27.9	4.9	3.9	69.2	30.5	0.9	0.0	0.0	2.4	32.0	69.2	0.0
75000 < 80000	63.4	63.4	4.4	0.9	26.9	4.9	3.5	63.4	28.5	0.8	0.0	0.0	2.5	30.0	63.4	0.0
80000 < 100000	221.3	221.3	23.6	3.2	98.0	18.7	11.6	221.3	105.5	3.1	0.1	0.0	9.8	111.0	221.3	0.0
100000 < 150000	345.2	345.2	41.0	3.9	178.2	37.1	17.1	345.2	156.3	4.9	0.1	0.0	19.8	168.3	345.2	0.0
150000 < 200000	163.9	163.9	17.7	1.2	96.7	21.4	7.8	163.9	64.8	2.3	0.0	0.0	12.8	72.7	163.9	0.0
200000 < 500000	189.8	189.8	22.6	1.1	116.8	24.7	7.4	189.8	59.8	3.7	0.0	0.0	24.1	76.2	189.8	0.0
500000 < 1000000	33.7	33.7	4.5	0.2	21.6	4.7	0.9	33.7	8.2	0.9	0.0	0.0	6.8	13.4	33.7	0.0
1000000 < 1500000	7.7	7.7	1.1	0.0	5.0	1.1	0.2	7.7	1.8	0.2	0.0	0.0	1.9	3.3	7.7	0.0
1500000 < 2000000	3.0	3.0	0.4	0.0	2.0	0.4	0.1	3.0	0.7	0.1	0.0	0.0	0.8	1.4	3.0	0.0
2000000 < 5000000	4.1	4.1	0.6	0.0	2.7	0.6	0.1	4.1	0.9	0.1	0.0	0.0	1.1	1.9	4.1	0.0
5000000 < 10000000	0.9	0.9	0.2	0.0	0.5	0.1	0.0	0.9	0.2	0.0	0.0	0.0	0.2	0.4	0.9	0.0
At least 10000000	0.4	0.4	0.1	0.0	0.3	0.1	0.0	0.4	0.1	0.0	0.0	0.0	0.1	0.2	0.4	0.0
Total	2,778.3	2,778.3	397.2	45.9	962.4	175.5	132.9	2,778.3	1,157.3	26.0	1.1	0.2	117.8	1,227.3	2,778.3	0.0
Total	4,037.2	4,037.2	670.3	88.5	1,396.4	218.7	178.6	4,037.2	1,394.7	28.2	1.3	0.2	129.8	1,471.5	4,037.2	272.8

Statistics of Income 2015: New Jersey Income Tax Returns for 2013

Table 3.1a Amount of Net Charged Tax by Gross Income Level - Full-year Residents

New Jersey Gross Income Level	Returns	Credit for Income			Balance of Tax	Property Tax Credit	Earned Income Credit	Net Charged Tax
		Schedule Tax Tax	Taxes Paid to other Juris- dictions	Sheltered Workspace Credit				
Nontaxable Returns								
= 0	144.8	0.0	0.0	0.0	0.0	2.7	0.7	-3.4
0 < 5000	310.8	0.0	0.0	0.0	0.0	1.7	6.4	-8.1
5000 < 10000	297.0	0.0	0.0	0.0	0.0	1.0	30.2	-31.2
10000 < 15000	130.9	1.7	0.3	0.0	1.3	0.7	61.8	-61.1
15000 < 20000	118.1	1.6	0.5	0.0	1.2	0.3	57.4	-56.5
20000 < 25000	64.1	14.4	0.8	0.0	13.6	1.4	40.4	-28.1
25000 < 30000	47.5	13.8	1.1	0.0	12.7	1.0	26.5	-14.8
30000 < 35000	27.8	9.8	1.8	0.0	8.1	0.5	13.7	-6.1
35000 < 40000	13.9	5.7	2.4	0.0	3.4	0.2	5.1	-1.9
40000 < 50000	13.8	8.3	7.8	0.0	1.1	0.1	1.7	-0.7
50000 < 70000	21.4	25.1	26.9	0.0	0.2	0.1	0.3	-0.2
70000 < 75000	4.8	7.9	8.4	0.0	0.0	0.0	0.0	0.0
75000 < 80000	4.8	8.5	9.1	0.0	0.0	0.0	0.0	0.0
80000 < 100000	14.9	33.9	36.8	0.0	0.0	0.0	0.0	0.0
100000 < 150000	21.6	81.3	87.1	0.0	0.0	0.0	0.0	0.0
150000 < 200000	10.0	63.8	67.1	0.0	0.0	0.0	0.0	0.0
200000 < 500000	11.2	149.2	153.1	0.0	0.0	0.0	0.0	0.0
500000 < 1000000	1.2	43.3	43.9	0.0	0.0	0.0	0.0	0.0
1000000 < 1500000	0.0	2.3	2.3	0.0	0.0	0.0	0.0	0.0
1500000 < 2000000	0.0	1.3	1.3	0.0	0.0	0.0	0.0	0.0
2000000 < 5000000	0.0	7.2	7.2	0.0	0.0	0.0	0.0	0.0
5000000 < 10000000	0.0	2.5	2.5	0.0	0.0	0.0	0.0	0.0
At least 10000000	0.0	9.9	9.9	0.0	0.0	0.0	0.0	0.0
Total	1,258.8	491.5	470.4	0.0	41.7	9.8	244.2	-212.2
Taxable Returns								
= 0	-	-	-	-	-	-	-	-
0 < 5000	-	-	-	-	-	-	-	-
5000 < 10000	-	-	-	-	-	-	-	-
10000 < 15000	151.2	22.1	0.6	0.0	21.5	1.6	1.2	18.7
15000 < 20000	128.9	26.6	0.9	0.0	25.7	1.5	0.0	24.1
20000 < 25000	151.9	39.0	1.2	0.0	37.8	2.1	0.2	35.6
25000 < 30000	146.5	48.5	1.5	0.0	46.9	2.0	2.5	42.4
30000 < 35000	146.4	60.4	2.0	0.0	58.5	2.1	4.9	51.5
35000 < 40000	143.9	70.8	2.8	0.0	68.0	1.7	4.7	61.6
40000 < 50000	258.9	174.7	8.7	0.0	165.9	2.0	4.3	159.6
50000 < 70000	407.3	461.3	30.1	0.0	431.2	1.7	0.7	428.8
70000 < 75000	79.4	120.7	9.2	0.0	111.5	0.2	0.0	111.3
75000 < 80000	72.3	119.8	9.6	0.0	110.1	0.1	0.0	110.0
80000 < 100000	219.6	464.5	43.9	0.0	420.6	0.1	0.1	420.3
100000 < 150000	396.5	1,413.5	145.0	0.0	1,268.5	0.1	0.1	1,268.3
150000 < 200000	196.6	1,220.7	158.8	0.0	1,061.9	0.0	0.0	1,061.9
200000 < 500000	223.6	2,959.2	544.3	0.0	2,414.9	0.0	0.0	2,414.8
500000 < 1000000	36.4	1,524.2	382.1	0.0	1,142.1	0.0	0.0	1,142.1
1000000 < 1500000	8.2	724.3	199.9	0.0	524.3	0.0	0.0	524.3
1500000 < 2000000	3.1	422.2	116.0	0.0	306.2	0.0	0.0	306.2
2000000 < 5000000	4.2	1,031.4	313.6	0.0	717.8	0.0	0.0	717.8
5000000 < 10000000	0.9	510.4	145.3	0.0	365.0	0.0	0.0	365.0
At least 10000000	0.4	1,073.7	210.0	0.0	863.7	0.0	0.0	863.7
Total	2,778.3	12,488.0	2,325.6	0.0	10,162.3	15.2	18.9	10,128.3
All Returns								
= 0	144.8	0.0	0.0	0.0	0.0	2.7	0.7	-3.4
0 < 5000	310.8	0.0	0.0	0.0	0.0	1.7	6.4	-8.1
5000 < 10000	297.0	0.0	0.0	0.0	0.0	1.0	30.2	-31.2
10000 < 15000	282.2	23.7	0.9	0.0	22.8	2.2	63.0	-42.4
15000 < 20000	247.0	28.3	1.3	0.0	26.9	1.9	57.5	-32.4
20000 < 25000	216.0	53.4	2.0	0.0	51.5	3.5	40.5	7.4
25000 < 30000	194.0	62.3	2.7	0.0	59.7	3.0	29.0	27.6
30000 < 35000	176.2	70.2	3.7	0.0	66.6	2.6	18.6	45.4
35000 < 40000	157.9	76.5	5.2	0.0	71.4	1.9	9.8	59.7
40000 < 50000	272.7	183.0	16.6	0.0	167.0	2.2	6.0	158.9
50000 < 70000	428.7	486.4	57.0	0.0	431.4	1.8	1.0	428.6
70000 < 75000	84.2	128.6	17.6	0.0	111.5	0.2	0.1	111.3
75000 < 80000	77.0	128.3	18.8	0.0	110.1	0.1	0.0	110.0
80000 < 100000	234.5	498.4	80.7	0.0	420.6	0.1	0.1	420.3
100000 < 150000	418.1	1,494.8	232.2	0.0	1,268.5	0.1	0.1	1,268.3
150000 < 200000	206.6	1,284.5	225.8	0.0	1,061.9	0.0	0.0	1,061.9
200000 < 500000	234.9	3,108.4	697.4	0.0	2,414.9	0.0	0.0	2,414.8
500000 < 1000000	37.6	1,567.6	426.1	0.0	1,142.1	0.0	0.0	1,142.1
1000000 < 1500000	8.2	726.6	202.3	0.0	524.3	0.0	0.0	524.3
1500000 < 2000000	3.1	423.5	117.3	0.0	306.2	0.0	0.0	306.2
2000000 < 5000000	4.2	1,038.6	320.8	0.0	717.8	0.0	0.0	717.8
5000000 < 10000000	0.9	512.9	147.9	0.0	365.0	0.0	0.0	365.0
At least 10000000	0.5	1,083.5	219.8	0.0	863.7	0.0	0.0	863.7
Total	4,037.2	12,979.5	2,796.0	0.0	10,204.1	25.0	263.0	9,916.0

Statistics of Income 2015: New Jersey Income Tax Returns for 2013

[Table 3.1b](#) Amount of Net Charged Tax by Gross Income Percentile Level - Full-year Residents

New Jersey Gross Income Percentile Level		Returns	Schedule Tax Tax	Credit for Income Taxes Paid to		Sheltered Workspace Credit	Balance of Tax	Property Tax Credit	Earned Income Credit	Net Charged Tax
				other Juris- dictions						
< 4155	< 10.0	403.7	0.0	0.0	0.0	0.0	4.0	5.1	-9.1	
4155 < 10839	10.0 < 20.0	403.7	3.7	0.1	0.0	3.6	1.7	44.2	-42.4	
10839 < 14527	20.0 < 25.0	201.9	17.6	0.7	0.0	16.9	1.6	44.0	-28.7	
14527 < 18462	25.0 < 30.0	201.8	21.6	1.0	0.0	20.6	1.5	49.7	-30.5	
18462 < 27951	30.0 < 40.0	403.7	98.2	3.8	0.0	94.4	5.9	74.0	14.6	
27951 < 39753	40.0 < 50.0	403.7	169.3	9.8	0.0	159.7	5.6	38.4	115.6	
39753 < 55081	50.0 < 60.0	403.7	299.9	28.8	0.0	272.2	3.0	6.9	262.3	
55081 < 75906	60.0 < 70.0	403.7	525.5	66.2	0.0	461.5	1.2	0.5	459.8	
75906 < 91056	70.0 < 75.0	201.9	378.9	59.1	0.0	321.8	0.2	0.1	321.5	
91056 < 109845	75.0 < 80.0	201.9	515.8	80.1	0.0	438.5	0.1	0.1	438.4	
109845 < 168128	80.0 < 90.0	403.7	1,704.4	273.9	0.0	1,436.3	0.1	0.1	1,436.2	
168128 < 240365	90.0 < 95.0	201.9	1,574.3	296.3	0.0	1,281.2	0.0	0.0	1,281.2	
240365 < 596038	95.0 < 99.0	161.5	2,744.8	655.5	0.0	2,092.1	0.0	0.0	2,092.1	
596038 < 898540	99.0 < 99.5	20.2	922.3	251.0	0.0	671.7	0.0	0.0	671.7	
898540 < 2465441	99.5 < 99.9	16.1	1,640.4	460.1	0.0	1,180.3	0.0	0.0	1,180.3	
At least 2465441	at least 99.9	4.0	2,362.8	609.6	0.0	1,753.2	0.0	0.0	1,753.2	
Total		4,037.2	12,979.5	2,796.0	0.0	10,204.1	25.0	263.0	9,916.0	

Statistics of Income 2015: New Jersey Income Tax Returns for 2013

Table 3.2a Average Tax and Effective Tax Rates by Gross Income Level

Taxability Status	New Jersey Gross Income Class	New Jersey Gross Income			Net Charged Tax			Effective Tax Rate
		Returns	Amount (m\$)	Average	Returns	Amount (m\$)	Average	
Nontaxable	= 0	144.8	0.0	0	56.2	-3.4	-60	-
	0 < 5000	310.8	781.2	2,513	81.9	-8.1	-99	-1.0%
	5000 < 10000	297.0	2,220.4	7,476	116.8	-31.2	-267	-1.4%
	10000 < 15000	130.9	1,620.0	12,441	97.0	-61.1	-630	-3.8%
	15000 < 20000	118.1	2,054.2	17,390	78.1	-56.5	-724	-2.8%
	20000 < 25000	64.1	1,436.7	22,412	59.8	-28.1	-470	-2.0%
	25000 < 30000	47.5	1,292.9	27,231	44.6	-14.8	-331	-1.1%
	30000 < 35000	27.8	894.4	32,213	25.1	-6.1	-244	-0.7%
	35000 < 40000	13.9	518.6	37,183	11.0	-1.9	-168	-0.4%
	40000 < 50000	13.8	617.0	44,593	5.8	-0.7	-123	-0.1%
	50000 < 70000	21.4	1,277.5	59,709	2.7	-0.2	-70	0.0%
	70000 < 75000	4.8	349.8	72,474	0.3	0.0	-51	0.0%
	75000 < 80000	4.8	368.8	77,430	0.2	0.0	-56	0.0%
	80000 < 100000	14.9	1,330.5	89,369	0.3	0.0	-51	0.0%
	100000 < 150000	21.6	2,631.4	121,817	0.3	0.0	-119	0.0%
	150000 < 200000	10.0	1,711.5	171,577	0.1	0.0	-45	0.0%
	200000 < 500000	11.2	3,185.5	283,182	0.0	0.0	-95	0.0%
	500000 < 1000000	1.2	733.0	603,776	0.0	0.0	-	0.0%
	1000000 < 1500000	0.0	31.5	1,165,941	0.0	0.0	-	0.0%
	1500000 < 2000000	0.0	16.5	1,654,835	0.0	0.0	-	0.0%
	2000000 < 5000000	0.0	94.6	2,780,922	0.0	0.0	-655	0.0%
5000000 < 10000000	0.0	34.7	5,775,938	0.0	0.0	-	0.0%	
At least 10000000	0.0	110.3	55,162,168	0.0	0.0	-	0.0%	
Total	1,258.8	23,320.0	18,525	580.4	-212.2	-366	-0.9%	
Taxable	= 0	-	-	-	-	-	-	-
	0 < 5000	-	-	-	-	-	-	-
	5000 < 10000	-	-	-	-	-	-	-
	10000 < 15000	151.2	1,877.5	12,415	151.2	18.7	124	1.0%
	15000 < 20000	128.9	2,245.3	17,417	128.9	24.1	187	1.1%
	20000 < 25000	151.9	3,409.9	22,453	151.9	35.6	234	1.0%
	25000 < 30000	146.5	4,031.9	27,522	146.5	42.4	289	1.1%
	30000 < 35000	148.4	4,819.1	32,474	148.4	51.5	347	1.1%
	35000 < 40000	143.9	5,394.2	37,473	143.9	61.6	428	1.1%
	40000 < 50000	258.9	11,606.4	44,533	258.9	159.6	616	1.4%
	50000 < 70000	407.3	24,191.7	59,394	407.3	428.8	1,053	1.8%
	70000 < 75000	79.4	5,751.4	72,455	79.4	111.3	1,402	1.9%
	75000 < 80000	72.3	5,598.5	77,464	72.3	110.0	1,522	2.0%
	80000 < 100000	219.6	19,642.3	89,433	219.6	420.3	1,914	2.1%
	100000 < 150000	396.5	48,429.5	122,135	396.5	1,268.3	3,199	2.6%
	150000 < 200000	196.6	33,831.9	172,051	196.6	1,061.9	5,400	3.1%
	200000 < 500000	223.6	63,861.0	285,550	223.6	2,414.8	10,798	3.8%
	500000 < 1000000	36.4	24,611.6	675,974	36.4	1,142.1	31,368	4.6%
	1000000 < 1500000	8.2	9,817.2	1,203,387	8.2	524.3	64,272	5.3%
	1500000 < 2000000	3.1	5,385.4	1,724,441	3.1	306.2	98,061	5.7%
	2000000 < 5000000	4.2	12,430.0	2,956,897	4.2	717.8	170,749	5.8%
5000000 < 10000000	0.9	5,886.9	6,766,515	0.9	365.0	419,583	6.2%	
At least 10000000	0.4	12,078.1	26,959,936	0.4	863.7	1,927,965	7.2%	
Total	2,778.3	304,899.6	109,741	2,778.3	10,128.3	3,645	3.3%	
All Returns	= 0	144.8	0.0	0	56.2	-3.4	-60	-
	0 < 5000	310.8	781.2	2,513	81.9	-8.1	-99	-1.0%
	5000 < 10000	297.0	2,220.4	7,476	116.8	-31.2	-267	-1.4%
	10000 < 15000	282.2	3,506.5	12,427	248.2	-42.4	-171	-1.2%
	15000 < 20000	247.0	4,299.5	17,404	207.0	-32.4	-156	-0.8%
	20000 < 25000	216.0	4,846.6	22,441	211.7	7.4	35	0.2%
	25000 < 30000	194.0	5,320.8	27,451	191.1	27.6	145	0.5%
	30000 < 35000	176.2	5,713.4	32,433	173.5	45.4	262	0.8%
	35000 < 40000	157.9	5,912.8	37,447	155.0	59.7	385	1.0%
	40000 < 50000	272.7	12,223.5	44,821	264.7	158.9	600	1.3%
	50000 < 70000	428.7	25,469.3	59,410	410.1	428.6	1,045	1.7%
	70000 < 75000	84.2	6,101.1	72,457	79.7	111.3	1,397	1.8%
	75000 < 80000	77.0	5,967.3	77,462	72.5	110.0	1,518	1.8%
	80000 < 100000	234.5	20,972.8	89,429	219.9	420.3	1,911	2.0%
	100000 < 150000	418.1	51,060.9	122,118	396.8	1,268.3	3,196	2.5%
	150000 < 200000	206.6	35,543.4	172,028	196.7	1,061.9	5,399	3.0%
	200000 < 500000	234.9	67,046.5	285,437	223.7	2,414.8	10,798	3.6%
	500000 < 1000000	37.6	25,344.5	673,945	36.4	1,142.1	31,368	4.5%
	1000000 < 1500000	8.2	9,848.7	1,203,384	8.2	524.3	64,272	5.3%
	1500000 < 2000000	3.1	5,402.0	1,724,219	3.1	306.2	98,061	5.7%
	2000000 < 5000000	4.2	12,524.5	2,955,287	4.2	717.8	170,668	5.7%
5000000 < 10000000	0.9	5,921.5	6,759,730	0.9	365.0	419,101	6.2%	
At least 10000000	0.5	12,188.4	27,085,280	0.4	863.7	1,927,965	7.1%	
Total	4,037.2	328,219.6	81,299	3,358.8	9,916.0	2,952	3.0%	

Statistics of Income 2015: New Jersey Income Tax Returns for 2013

Table 3.2b Average Tax and Effective Tax Rates by Gross Income Percentile Level

Taxability Status		New Jersey Gross Income			Net Charged Tax			Effective Tax Rate	
New Jersey Gross Income Percentile		Returns	Amount (m\$)	Average	Returns	Amount (m\$)	Average		
	< 4155	< 10.0	403.7	543.4	1,346	121.0	-9.1	-75	-1.7%
	4155 < 10839	10.0 < 20.0	403.7	3,027.7	7,499	182.7	-42.4	-232	-1.4%
	10839 < 14527	20.0 < 25.0	201.9	2,559.9	12,680	177.4	-28.7	-162	-1.1%
	14527 < 18462	25.0 < 30.0	201.8	3,316.5	16,431	170.8	-30.5	-179	-0.9%
	18462 < 27951	30.0 < 40.0	403.7	9,302.6	23,041	385.3	14.6	38	0.2%
	27951 < 39753	40.0 < 50.0	403.7	13,564.7	33,599	397.2	115.6	291	0.9%
	39753 < 55081	50.0 < 60.0	403.7	19,008.0	47,086	390.8	262.3	671	1.4%
	55081 < 75906	60.0 < 70.0	403.7	26,172.4	64,824	384.4	459.8	1,196	1.8%
	75906 < 91056	70.0 < 75.0	201.9	16,763.6	83,047	189.5	321.5	1,697	1.9%
	91056 < 109845	75.0 < 80.0	201.9	20,263.4	100,382	190.5	438.4	2,302	2.2%
	109845 < 168128	80.0 < 90.0	403.7	54,518.1	135,040	383.4	1,436.2	3,746	2.6%
	168128 < 240365	90.0 < 95.0	201.9	40,010.0	198,205	192.4	1,281.2	6,660	3.2%
	240365 < 596038	95.0 < 99.0	161.5	55,632.6	344,494	153.8	2,092.1	13,602	3.8%
	596038 < 898540	99.0 < 99.5	20.2	14,523.7	719,492	19.7	671.7	34,169	4.6%
	898540 < 2465441	99.5 < 99.9	16.1	21,751.8	1,347,029	16.1	1,180.3	73,366	5.4%
	At least 2465441	at least 99.9	4.0	27,261.1	6,751,146	4.0	1,753.2	437,105	6.4%
	Total		4,037.2	328,219.6	81,299	3,358.8	9,916.0	2,952	3.0%

Statistics of Income 2015: New Jersey Income Tax Returns for 2013

[Table 3.3](#) Tax Payment Analysis - Full-year Residents

Taxability Status	Amount (m\$)			% Total Income		
	Nontaxable	Taxable	Total	Nontaxable	Taxable	Total
Taxes Withheld	143.4	7,724.7	7,868.1	0.5%	2.5%	2.3%
Estimated Payments and Credits Applied	15.0	3,358.9	3,373.9	0.1%	1.1%	1.0%
Final Payments	6.5	1,147.9	1,154.3	0.0%	0.4%	0.3%
Excess DI, FLI, and UI Contributions	0.0	22.2	22.3	0.0%	0.0%	0.0%
Gross Collections	164.9	12,253.6	12,418.6	0.6%	4.0%	3.7%
Refund Requests	362.4	1,398.3	1,760.7	1.4%	0.5%	0.5%
Credits Approved	6.6	590.8	597.4	0.0%	0.2%	0.2%
Gross Outflows	369.0	1,989.1	2,358.2	1.4%	0.6%	0.7%
Net Collections	-204.1	10,264.5	10,060.4	-0.8%	3.3%	3.0%
Net Charged Tax - Liability Calculation	-212.2	10,128.3	9,916.0	-0.8%	3.3%	3.0%
Total Income	26,454.0	308,665.9	335,119.8			

Statistics of Income 2015: New Jersey Income Tax Returns for 2013

[Table 3.3](#) Tax Payment Analysis - Full-year Residents

Taxability Status	Amount (m\$)			% Total Income		
	Nontaxable	Taxable	Total	Nontaxable	Taxable	Total
Taxes Withheld	143.4	7,724.7	7,868.1	0.5%	2.5%	2.3%
Estimated Payments and Credits Applied	15.0	3,358.9	3,373.9	0.1%	1.1%	1.0%
Final Payments	6.5	1,147.9	1,154.3	0.0%	0.4%	0.3%
Excess DI, FLI, and UI Contributions	0.0	22.2	22.3	0.0%	0.0%	0.0%
Gross Collections	164.9	12,253.6	12,418.6	0.6%	4.0%	3.7%
Refund Requests	362.4	1,398.3	1,760.7	1.4%	0.5%	0.5%
Credits Approved	6.6	590.8	597.4	0.0%	0.2%	0.2%
Gross Outflows	369.0	1,989.1	2,358.2	1.4%	0.6%	0.7%
Net Collections	-204.1	10,264.5	10,060.4	-0.8%	3.3%	3.0%
Net Charged Tax - Liability Calculation	-212.2	10,128.3	9,916.0	-0.8%	3.3%	3.0%
Total Income	26,454.0	308,665.9	335,119.8			

Statistics of Income 2015: New Jersey Income Tax Returns for 2013

Table 3.4 Tax Payment Analysis

Filing Status	Single	Married, filing Joint	Head of Household	Married, filing Separate	Qualifying Widow(er)	Total
Taxes Withheld	1,559.7	5,567.3	117.5	619.6	4.1	7,868.1
Estimated Payments and Credits Applied	418.5	2,793.2	91.9	68.1	2.1	3,373.9
Final	205.2	883.8	24.6	40.0	0.7	1,154.3
Excess DI, FLI, and UI Contributions	5.2	14.1	0.4	2.6	0.0	22.3
Gross Collections	2,188.6	9,258.4	234.3	730.3	7.0	12,418.6
Refund Requests	370.0	949.5	26.1	413.1	2.0	1,760.7
Credits Approved	79.6	488.5	16.9	11.9	0.5	597.4
Gross Outflows	449.7	1,438.0	43.0	425.0	2.4	2,358.2
Net Collections	1,738.9	7,820.4	191.3	305.3	4.5	10,060.4
Total Income	71,746.6	230,540.3	5,620.4	27,022.5	190.0	335,119.8
Taxes Withheld	2.2%	2.4%	2.1%	2.3%	2.1%	2.3%
Estimated Payments and Credits Applied	0.6%	1.2%	1.6%	0.3%	1.1%	1.0%
Direct Payments	0.3%	0.4%	0.4%	0.1%	0.4%	0.3%
Excess DI, FLI, and UI Contributions	0.0%	0.0%	0.0%	0.0%	0.0%	0.0%
Gross Collections	3.1%	4.0%	4.2%	2.7%	3.7%	3.7%
Refund Requests	0.5%	0.4%	0.5%	1.5%	1.0%	0.5%
Credits Approved	0.1%	0.2%	0.3%	0.0%	0.2%	0.2%
Gross Outflows	0.6%	0.6%	0.8%	1.6%	1.3%	0.7%
Net Collections	2.4%	3.4%	3.4%	1.1%	2.4%	3.0%

Amounts in millions; percent total income

Statistics of Income 2015: New Jersey Income Tax Returns for 2013

Table 3.5 Income Tax Effect of Property Tax Deduction and Credit

	Filing Status Group															
	Single-filer Returns					Multi-filer Returns					Total					
	Returns		Property Taxes			Property Tax			Returns		Property Taxes			Property Tax		
	Filed	Affected	Paid	Deduction	Relief	Filed	Affected	Paid	Deduction	Relief	Filed	Affected	Paid	Deduction	Relief	
New Jersey Taxable Income																
No Benefit																
0 - 20000	759.3	0.0	0.0	0.0	0.0	308.6	0.0	0.0	0.0	0.0	1,067.9	0.0	0.0	0.0	0.0	
20000 - 35000	176.8	0.0	0.0	0.0	0.0	90.5	0.0	0.0	0.0	0.0	267.2	0.0	0.0	0.0	0.0	
35000 - 40000	41.9	0.0	0.0	0.0	0.0	21.5	0.0	0.0	0.0	0.0	63.4	0.0	0.0	0.0	0.0	
40000 - 50000	65.0	0.0	0.0	0.0	0.0	35.6	0.0	0.0	0.0	0.0	100.7	0.0	0.0	0.0	0.0	
50000 - 70000	79.4	0.0	0.0	0.0	0.0	52.7	0.0	0.0	0.0	0.0	132.0	0.0	0.0	0.0	0.0	
70000 - 75000	20.1	0.0	0.0	0.0	0.0	19.0	0.0	0.0	0.0	0.0	39.1	0.0	0.0	0.0	0.0	
75000 - 80000	40.4	0.0	0.0	0.0	0.0	69.5	0.0	0.0	0.0	0.0	109.9	0.0	0.0	0.0	0.0	
80000 - 150000	8.4	0.0	0.0	0.0	0.0	34.0	0.0	0.0	0.0	0.0	42.4	0.0	0.0	0.0	0.0	
150000 - 500000	0.6	0.0	0.0	0.0	0.0	2.1	0.0	0.0	0.0	0.0	2.6	0.0	0.0	0.0	0.0	
500000 - 1000000	0.2	0.0	0.0	0.0	0.0	0.7	0.0	0.0	0.0	0.0	0.9	0.0	0.0	0.0	0.0	
Total	1,192.0	0.0	0.0	0.0	0.0	634.1	0.0	0.0	0.0	0.0	1,826.2	0.0	0.0	0.0	0.0	
Property Tax Credit																
0 - 20000	155.0	155.0	462.3	0.0	7.7	92.0	92.0	404.0	0.0	4.6	247.1	247.1	866.4	0.0	12.3	
20000 - 35000	76.7	76.7	111.3	0.0	3.8	84.0	84.0	149.1	0.0	4.2	160.6	160.6	260.4	0.0	8.0	
35000 - 40000	10.1	10.1	11.0	0.0	0.5	18.9	18.9	35.2	0.0	0.9	29.0	29.0	46.2	0.0	1.4	
40000 - 50000	5.0	5.0	2.7	0.0	0.2	29.8	29.8	57.0	0.0	1.5	34.8	34.8	59.7	0.0	1.7	
50000 - 70000	5.2	5.2	2.4	0.0	0.3	18.2	18.2	27.1	0.0	0.9	23.4	23.4	29.4	0.0	1.2	
70000 - 75000	1.1	1.1	0.4	0.0	0.1	2.1	2.1	2.0	0.0	0.1	3.1	3.1	2.4	0.0	0.2	
75000 - 80000	1.6	1.6	0.6	0.0	0.1	2.2	2.2	0.9	0.0	0.1	3.8	3.8	1.5	0.0	0.2	
80000 - 150000	0.2	0.2	0.1	0.0	0.0	0.6	0.6	0.2	0.0	0.0	0.8	0.8	0.3	0.0	0.0	
150000 - 500000	0.0	0.0	0.0	0.0	0.0	0.0	0.0	0.0	0.0	0.0	0.0	0.0	0.0	0.0	0.0	
500000 - 1000000	-	-	-	-	-	0.0	0.0	0.0	0.0	0.0	0.0	0.0	0.0	0.0	0.0	
Total	254.9	254.9	590.9	0.0	12.6	247.7	247.7	675.5	0.0	12.4	502.6	502.6	1,266.4	0.0	25.0	
Property Tax Deduction																
0 - 20000	78.0	78.0	554.3	447.9	7.0	115.5	115.5	841.8	645.2	13.6	193.5	193.5	1,396.1	1,093.1	20.7	
20000 - 35000	51.4	51.4	370.8	286.2	6.3	81.1	81.1	651.0	515.9	9.0	132.5	132.5	1,021.7	802.1	15.4	
35000 - 40000	30.1	30.1	130.4	120.7	5.4	28.6	28.6	207.7	183.6	3.2	58.7	58.7	338.1	304.3	8.7	
40000 - 50000	63.6	63.6	264.6	245.1	13.5	60.9	60.9	441.1	384.6	7.7	124.5	124.5	705.7	629.7	21.3	
50000 - 70000	98.8	98.8	964.1	411.1	22.8	140.1	140.1	917.4	820.8	21.6	238.9	238.9	1,881.6	1,231.9	44.3	
70000 - 75000	32.0	32.0	152.0	144.8	8.9	67.3	67.3	492.7	407.3	17.3	99.4	99.4	644.7	552.1	26.2	
75000 - 80000	93.2	93.2	562.0	513.0	32.7	392.0	392.0	3,546.1	2,762.0	153.7	485.2	485.2	4,108.1	3,275.0	186.3	
80000 - 150000	28.2	28.2	260.4	202.3	12.9	300.3	300.3	3,975.5	2,607.6	166.3	328.4	328.4	4,235.9	2,809.8	179.2	
150000 - 500000	2.3	2.3	32.1	19.7	1.8	29.8	29.8	550.7	289.6	26.0	32.2	32.2	582.8	309.3	27.7	
500000 - 1000000	1.1	1.1	26.4	10.3	0.9	14.2	14.2	409.4	139.5	12.5	15.3	15.3	435.8	149.8	13.4	
Total	478.7	478.7	3,316.9	2,401.1	112.3	1,229.7	1,229.7	12,033.4	8,756.0	430.9	1,708.5	1,708.5	15,350.3	11,157.2	543.2	
	1,925.6	733.6	3,907.8	2,401.1	124.9	2,111.6	1,477.5	12,708.9	8,756.0	443.3	4,037.2	2,211.0	16,616.6	11,157.2	568.2	

Statistics of Income 2015: New Jersey Income Tax Returns for 2013

Table 3.11a Tax Calculations by Gross Income Level: Full-year Residents (Amounts, 000\$)

New Jersey Gross Income Level	Taxable Income	Property Tax Deduction	New Jersey Taxable Income	Credit: Income Taxes Paid Other Jurisdictions		Sheltered Workspace Credit	Balance of Tax	Earned Income Credit	Property Tax Credit	Net Charged Tax	Use Tax Due on Out-of-State Purchases	Estimated Tax Penalty	Total Tax and Penalty	Addenda:			Net		
				Property Taxes Paid	Schedule Effect: PTD									Variances: Under	Over				
Nontaxable																			
= 0	0.0	0.0	0.0	0.0	0.0	0.0	0.0	741.7	2,659.8	-3,401.5	6.6	3.2	9.8	260,642.4	0.0	0.0	0.0	0.0	0.0
0 < 5000	402,351.7	1,158.6	401,445.2	0.0	0.0	0.0	0.0	6,448.4	1,650.9	-8,099.3	20.9	5.0	25.9	169,137.3	5,632.9	0.1	0.1	0.1	0.0
5000 < 10000	1,602,973.0	61,801.1	1,549,959.0	0.0	0.0	0.0	0.0	30,220.2	1,025.8	-31,246.0	20.6	1.1	21.6	171,945.5	22,441.6	0.1	0.1	0.1	0.1
10000 < 15000	1,031,486.7	95,419.9	948,211.0	1,651.0	310.1	0.0	1,348.2	61,781.2	680.2	-61,113.1	11.6	0.1	1,359.9	189,709.4	12,932.1	1.8	1.9	0.0	0.0
15000 < 20000	1,484,428.1	96,351.0	1,393,949.4	1,646.2	451.9	0.0	1,205.7	57,423.0	310.3	-56,527.7	18.3	0.3	1,224.3	140,722.1	19,191.2	0.9	1.0	0.0	0.0
20000 < 25000	1,071,977.2	50,471.6	1,026,297.7	14,365.0	760.6	0.1	13,631.3	40,370.2	1,371.5	-28,110.3	9.7	0.0	13,641.0	126,130.8	1,342.8	7.0	7.3	-0.3	-0.3
25000 < 30000	1,003,404.8	47,020.0	958,393.5	13,794.5	1,126.2	0.2	12,709.5	26,462.2	1,007.7	-14,760.4	5.4	0.0	12,714.9	99,302.5	1,243.7	5.2	5.5	-0.3	-0.3
30000 < 35000	698,394.7	38,852.6	660,492.5	9,770.8	1,760.8	0.0	8,070.5	13,675.0	526.8	-6,131.4	3.4	0.4	8,074.3	68,869.4	933.0	2.9	3.1	-0.1	-0.1
35000 < 40000	404,036.9	28,497.9	375,933.6	5,725.7	2,418.5	0.0	3,417.9	5,050.1	220.8	-1,853.0	2.8	0.4	3,421.0	48,792.6	626.9	1.2	1.3	-0.1	-0.1
40000 < 50000	504,376.4	34,066.5	470,688.5	8,337.1	7,815.8	0.0	1,114.1	1,684.4	143.3	-713.6	3.3	0.1	1,117.5	46,183.4	968.8	0.5	0.6	-0.1	-0.1
50000 < 70000	1,139,786.5	68,182.3	1,071,784.4	25,068.0	26,887.3	0.1	185.8	260.3	118.0	-192.6	7.5	1.0	194.3	81,411.7	2,513.4	0.2	0.2	0.0	0.0
70000 < 75000	320,986.3	18,912.0	302,116.9	7,861.0	8,417.5	0.0	10.2	11.2	14.6	-15.6	1.6	0.0	11.8	21,060.2	709.8	0.0	0.0	0.0	0.0
75000 < 80000	19,946.1	19,946.1	321,004.8	8,497.5	9,121.8	0.0	6.3	8.2	9.8	-11.7	2.3	0.0	8.7	21,686.4	795.1	0.0	0.0	0.0	0.0
80000 < 100000	1,260,066.3	72,214.6	1,187,857.5	33,915.3	36,822.2	0.0	8.0	8.9	14.6	-15.4	6.4	0.1	14.6	80,296.6	3,862.2	0.0	0.0	0.0	0.0
100000 < 150000	2,491,186.5	133,769.1	2,357,460.8	81,326.0	87,148.3	0.0	8.0	28.1	14.1	-34.2	19.3	0.4	27.7	150,825.0	7,622.6	0.0	0.0	0.0	0.0
150000 < 200000	1,647,911.1	76,054.6	1,571,866.5	63,822.3	67,059.2	0.0	0.3	0.0	3.2	-2.8	16.4	1.9	18.7	94,782.4	4,690.7	0.0	0.0	0.0	0.0
200000 < 500000	3,113,872.6	98,605.5	3,015,269.3	149,191.4	153,133.0	0.0	3.5	5.1	1.7	-3.2	26.6	6.9	37.0	143,725.0	6,279.9	0.0	0.0	0.0	0.0
500000 < 1000000	723,440.9	11,573.3	711,867.5	43,345.8	43,937.3	0.0	0.0	0.0	0.0	0.0	9.2	1.5	10.7	20,348.8	1,016.4	0.0	0.0	0.0	0.0
1000000 < 1500000	31,022.6	260.5	30,762.1	2,322.2	2,338.8	0.0	0.0	0.0	0.0	0.0	0.5	0.0	0.5	474.4	23.4	0.0	0.0	0.0	0.0
1500000 < 2000000	16,319.1	99.6	16,219.5	1,292.1	1,297.7	0.0	0.0	0.0	0.0	0.0	1.1	0.0	1.1	218.1	8.9	0.0	0.0	0.0	0.0
2000000 < 5000000	86,142.6	305.8	85,836.8	7,173.2	7,190.6	0.0	0.0	1.2	0.1	-1.3	0.5	0.0	0.5	913.6	27.4	0.0	0.0	0.0	0.0
5000000 < 10000000	29,360.8	50.0	29,310.8	2,545.9	2,548.2	0.0	0.0	0.0	0.1	-0.1	0.0	0.0	0.0	197.0	4.5	0.0	0.0	0.0	0.0
At least 10000000	110,274.3	20.0	110,254.3	9,855.7	9,857.5	0.0	0.0	0.0	0.0	0.0	0.0	0.0	0.0	125.8	1.8	0.0	0.0	0.0	0.0
Total	19,514,730.6	953,632.8	18,596,981.5	491,506.7	470,403.2	0.4	41,719.4	244,179.7	9,772.9	-212,233.3	194.0	22.5	41,935.9	1,937,500.4	92,669.1	20.1	21.0	-0.9	-0.9
Taxable																			
= 0	0.0	0.0	0.0	0.0	0.0	0.0	0.0	0.0	0.0	0.0	0.0	0.0	0.0	0.0	0.0	0.0	0.0	0.0	0.0
0 < 5000	0.0	0.0	0.0	0.0	0.0	0.0	0.0	0.0	0.0	0.0	0.0	0.0	0.0	0.0	0.0	0.0	0.0	0.0	0.0
5000 < 10000	0.0	0.0	0.0	0.0	0.0	0.0	0.0	0.0	0.0	0.0	0.0	0.0	0.0	0.0	0.0	0.0	0.0	0.0	0.0
10000 < 15000	1,624,151.6	47,955.1	1,576,196.5	22,066.8	600.6	0.2	21,466.0	1,223.3	1,555.8	18,686.9	12.3	1.7	21,480.0	93,454.3	1,257.2	18.9	18.7	0.2	0.2
15000 < 20000	1,978,786.6	78,281.4	1,900,505.2	26,607.1	875.2	0.2	25,731.6	43.6	1,549.5	24,138.6	20.6	1.4	25,753.6	130,188.5	1,722.4	16.0	16.2	-0.1	-0.1
20000 < 25000	2,923,432.7	166,669.9	2,756,762.8	39,042.3	1,198.4	0.4	37,843.5	171.9	2,111.9	35,559.7	22.9	1.4	37,867.8	289,512.2	3,366.1	19.2	18.8	0.4	0.4
25000 < 30000	3,506,150.8	192,841.8	3,313,309.0	48,473.2	1,528.6	0.4	46,944.2	2,544.8	2,008.3	42,391.0	24.5	7.0	46,975.7	380,433.9	4,004.7	18.4	18.2	0.3	0.3
30000 < 35000	4,245,318.2	219,267.6	4,026,050.5	60,445.8	1,964.6	0.3	58,480.9	4,875.7	2,063.9	51,541.4	30.5	27.6	58,539.0	352,376.8	4,752.4	18.9	18.3	0.6	0.6
35000 < 40000	4,794,316.3	249,924.3	4,544,392.0	70,769.4	2,754.2	0.8	68,014.4	4,728.8	1,709.3	61,576.4	33.8	44.1	68,092.3	398,658.5	5,661.8	18.2	17.9	0.3	0.3
40000 < 50000	10,426,714.1	573,175.0	9,853,539.1	174,674.5	8,745.6	1.5	165,927.4	4,323.6	2,032.9	159,570.9	62.7	2,537.9	168,527.9	710,130.2	16,469.6	32.5	32.4	0.1	0.1
50000 < 70000	22,143,353.8	1,220,951.2	20,922,402.6	461,306.1	30,108.5	5.1	431,192.6	700.4	1,658.8	428,833.4	160.7	390.3	431,743.6	1,923,403.5	40,924.2	50.9	51.0	-0.1	-0.1
70000 < 75000	5,311,537.7	291,438.5	5,020,099.2	120,720.4	9,193.2	0.4	111,526.8	43.3	169.8	111,313.8	38.5	102.8	111,668.0	323,784.1	9,854.6	9.9	9.9	0.0	0.0
75000 < 80000	5,180,112.3	287,833.3	4,892,279.0	119,779.2	9,646.4	0.3	110,132.5	37.5	88.7	110,006.4	36.7	99.5	110,268.7	327,944.8	10,242.6	9.1	9.0	0.0	0.0
80000 < 100000	18,391,593.3	946,109.5	17,445,483.8	464,461.8	43,903.6	1.7	420,556.5	73.2	134.3	420,349.0	124.2	340.2	421,020.9	1,090,459.7	45,327.1	27.4	27.4	0.0	0.0
100000 < 150000	45,623,650.9	2,287,359.0	43,336,291.9	1,413,467.8	145,008.8	2.9	1,268,456.0	58.5	92.3	1,268,305.3	343.1	1,500.4	1,270,299.5	2,589,230.6	128,188.5	49.4	49.7	-0.3	-0.3
150000 < 200000	32,314,655.2	1,370,095.3	30,944,559.9	1,220,710.8	158,766.3	3.3	1,061,941.3	18.6	22.3	1,061,900.5	246.2	1,327.4	1,063,514.9	2,431,909.9	84,114.6	24.6	24.6	0.0	0.0
200000 < 500000	61,853,320.0	1,793,038.9	60,060,281.0	2,959,169.1	544,282.9	17.2	2,414,869.0	22.0	19.0	2,414,828.0	520.7	3,831.6	2,419,221.2	2,585,617.4	114,193.9	28.0	27.9	0.1	0.1
500000 < 1000000	24,149,546.2	323,531.4	23,826,014.8	1,524,233.0	382,140.8	0.0	1,142,092.2	1.6	1.4	1,142,089.3	161.3	2,199.6	1,144,453.1	604,927.7	28,399.0	4.6	4.5	0.1	0.1
1000000 < 1500000	9,685,657.1	74,977.7	9,610,679.4	724,293.0	199,948.1	12.5	524,332.4	1.1	0.2	524,331.2	63.8	1,106.8	525,503.1	178,194.7	6,725.0	1.0	1.0	0.0	0.0
1500000 < 2000000	5,323,717.2	28,677.9	5,295,039.3	422,233.8	115,987.8	0.0	306,246.0	0.0	0.2	306,245.8	22.9	668.0	306,936.9	80,251.3	2,572.5	0.4	0.4	0.0	0.0
2000000 < 5000000	12,329,383.4	39,139.8	12,290,243.6	1,031,424.4	313,595.2	0.0	717,829.2	0.0	0.0	717,829.2	71.3	1,240.3	719,140.8	134,847.0	3,510.8	0.5	0.5	0.0	0.0
5000000 < 10000000	5,861,182.5	8,013.6	5,853,168.9	510,380.5	145,342.3	0.0	365,037.3	0.0	0.1	365,037.3	40.7	615.4	365,693.5	31,137.5	718.8	0.1	0.1	0.0	0.0
At least 10000000	12,057,922.0	4,241.0	12,053,681.0	1,073,693.2	209,964.8	0.0	863,728.5	0.0	0.0	863,728.5	28.1	726.0	8						

Statistics of Income 2015: New Jersey Income Tax Returns to 2013

Table 3.11b Tax Calculations by Gross Income Level: Full-year Residents (Returns,000s)

New Jersey Gross Income Level	Taxable Income	Property Tax Deduction	New Jersey Taxable Income	Credit: Income		Sheltered Workspace Credit	Balance of Tax	Earned Income Credit	Property Tax Credit	Net Charged Tax	Use Tax Due on Out-of-State Purchases	Estimated Tax Penalty	Total Tax and Penalty	Addenda:					
				Schedule Tax	Taxes Paid Other Jurisdictions									Property Taxes Paid	Schedule Tax Effect: PTD	Variance: Under	Over	Net	
Nontaxable																			
= 0	0.0	0.0	0.0	0.0	0.0	0.0	0.0	3.9	53.5	56.2	0.3	0.0	0.3	53.5	0.0	0.0	0.0	0.0	0.0
0 < 5000	215.8	0.6	215.7	0.0	0.0	0.0	0.0	54.9	33.2	81.9	0.7	0.0	0.7	33.8	215.8	0.2	0.2	0.4	0.4
5000 < 10000	282.5	22.0	278.6	0.0	0.0	0.0	0.0	100.1	20.6	116.8	1.0	0.0	1.0	42.6	282.5	0.4	0.2	0.6	0.6
10000 < 15000	123.2	23.4	117.2	15.7	2.2	0.0	14.5	86.7	13.6	97.0	0.4	0.0	14.8	37.1	114.4	7.2	7.3	14.5	14.5
15000 < 20000	114.7	24.1	111.9	8.9	2.1	0.0	7.4	73.1	6.2	78.1	0.3	0.0	7.7	30.4	108.7	3.7	3.9	7.6	7.6
20000 < 25000	61.8	7.3	59.5	59.3	3.0	0.0	57.5	56.2	27.5	59.8	0.2	0.0	57.6	34.7	33.4	28.2	29.0	57.2	57.2
25000 < 30000	46.1	7.5	45.0	45.0	3.6	0.0	43.0	42.2	20.2	44.6	0.1	0.0	43.1	27.7	26.8	21.0	21.7	42.7	42.7
30000 < 35000	26.8	6.5	26.4	26.4	4.3	0.0	23.8	23.2	10.5	25.1	0.1	0.0	23.9	17.0	16.5	11.6	12.1	23.7	23.7
35000 < 40000	13.3	4.8	13.1	13.1	4.8	0.0	10.0	9.5	4.4	11.0	0.0	0.0	10.0	9.3	8.9	4.8	5.2	9.9	9.9
40000 < 50000	12.9	7.0	12.8	12.8	10.2	0.0	4.3	3.6	2.9	5.8	0.1	0.0	4.4	9.8	9.3	2.0	2.3	4.3	4.3
50000 < 70000	20.4	14.6	20.3	20.3	20.0	0.0	1.6	0.4	2.4	2.7	0.1	0.0	1.7	16.9	16.4	0.7	0.9	1.6	1.6
70000 < 75000	4.7	3.8	4.7	4.7	4.7	0.0	0.2	0.0	0.3	0.3	0.0	0.0	0.2	4.0	4.0	0.1	0.1	0.2	0.2
75000 < 80000	4.7	3.8	4.6	4.6	4.6	0.0	0.1	0.0	0.2	0.2	0.0	0.0	0.1	4.0	4.0	0.1	0.1	0.1	0.1
80000 < 100000	14.8	12.9	14.8	14.8	14.8	0.0	0.2	0.0	0.3	0.3	0.1	0.0	0.3	13.2	13.1	0.1	0.1	0.2	0.2
100000 < 150000	21.4	19.8	21.3	21.3	21.3	0.0	0.1	0.0	0.3	0.3	0.1	0.0	0.3	20.1	20.0	0.1	0.1	0.1	0.1
150000 < 200000	9.9	9.6	9.9	9.9	9.9	0.0	0.0	0.0	0.1	0.1	0.1	0.1	0.3	9.6	9.6	0.0	0.0	0.0	0.0
200000 < 500000	11.2	11.0	11.2	11.2	11.2	0.0	0.0	0.0	0.0	0.0	0.2	0.4	0.6	11.1	11.0	0.0	0.0	0.0	0.0
500000 < 1000000	1.2	1.2	1.2	1.2	1.2	0.0	0.0	0.0	0.0	0.0	0.0	0.1	0.1	1.2	1.2	0.0	0.0	0.0	0.0
1000000 < 1500000	0.0	0.0	0.0	0.0	0.0	0.0	0.0	0.0	0.0	0.0	0.0	0.0	0.0	0.0	0.0	0.0	0.0	0.0	0.0
1500000 < 2000000	0.0	0.0	0.0	0.0	0.0	0.0	0.0	0.0	0.0	0.0	0.0	0.0	0.0	0.0	0.0	0.0	0.0	0.0	0.0
2000000 < 5000000	0.0	0.0	0.0	0.0	0.0	0.0	0.0	0.0	0.0	0.0	0.0	0.0	0.0	0.0	0.0	0.0	0.0	0.0	0.0
5000000 < 10000000	0.0	0.0	0.0	0.0	0.0	0.0	0.0	0.0	0.0	0.0	0.0	0.0	0.0	0.0	0.0	0.0	0.0	0.0	0.0
At least 10000000	0.0	0.0	0.0	0.0	0.0	0.0	0.0	0.0	0.0	0.0	0.0	0.0	0.0	0.0	0.0	0.0	0.0	0.0	0.0
Total	985.6	180.0	968.5	269.4	118.1	0.0	162.9	454.0	196.1	590.4	3.8	0.8	167.1	376.2	895.7	80.0	83.2	163.2	163.2
Taxable																			
= 0	0.0	0.0	0.0	0.0	0.0	0.0	0.0	0.0	0.0	0.0	0.0	0.0	0.0	0.0	0.0	0.0	0.0	0.0	0.0
0 < 5000	0.0	0.0	0.0	0.0	0.0	0.0	0.0	0.0	0.0	0.0	0.0	0.0	0.0	0.0	0.0	0.0	0.0	0.0	0.0
5000 < 10000	0.0	0.0	0.0	0.0	0.0	0.0	0.0	0.0	0.0	0.0	0.0	0.0	0.0	0.0	0.0	0.0	0.0	0.0	0.0
10000 < 15000	151.2	8.8	151.2	151.2	7.1	0.0	151.2	34.1	31.5	151.2	0.5	0.0	151.2	40.2	40.2	74.8	75.0	149.9	149.9
15000 < 20000	128.9	12.9	128.9	128.9	6.6	0.0	128.9	1.4	31.3	128.9	0.4	0.0	128.9	44.3	44.3	63.5	64.5	128.0	128.0
20000 < 25000	151.9	26.3	151.9	151.9	7.0	0.0	151.9	1.8	42.6	151.9	0.5	0.0	151.9	68.9	68.9	75.9	75.0	150.9	150.9
25000 < 30000	146.5	31.0	146.5	146.5	6.9	0.0	146.5	9.5	40.5	146.5	0.6	0.5	146.5	71.4	71.4	72.9	72.8	145.7	145.7
30000 < 35000	148.4	35.7	148.4	148.4	7.1	0.0	148.4	21.7	41.6	148.4	0.6	1.9	148.4	77.3	77.3	74.3	73.4	147.7	147.7
35000 < 40000	143.9	44.9	143.9	143.9	7.9	0.0	143.9	24.4	34.3	143.9	0.6	3.2	143.9	79.2	79.2	71.6	71.5	143.1	143.1
40000 < 50000	258.9	112.8	258.9	258.9	17.0	0.0	258.9	24.4	40.8	258.9	1.1	9.1	258.9	153.6	153.6	128.6	129.5	258.1	258.1
50000 < 70000	407.3	234.5	407.3	407.3	34.8	0.0	407.3	4.3	33.3	407.3	2.3	21.3	407.3	267.8	267.8	202.6	204.2	406.7	406.7
70000 < 75000	79.4	53.2	79.4	79.4	8.2	0.0	79.4	0.1	3.4	79.4	0.5	4.8	79.4	56.6	56.6	39.6	39.7	79.3	79.3
75000 < 80000	72.3	51.2	72.3	72.3	8.1	0.0	72.3	0.1	1.8	72.3	0.5	4.4	72.3	53.0	53.0	36.0	36.1	72.1	72.1
80000 < 100000	219.6	164.0	219.6	219.6	29.9	0.0	219.6	0.2	2.7	219.6	1.6	13.3	219.6	166.7	166.7	109.4	109.8	219.2	219.2
100000 < 150000	396.5	330.3	396.5	396.5	67.7	0.0	396.5	0.1	1.9	396.5	3.6	46.6	396.5	332.2	332.2	197.4	198.9	396.4	396.4
150000 < 200000	196.6	172.2	196.6	196.6	46.7	0.0	196.6	0.0	0.4	196.6	2.1	29.9	196.6	172.6	172.6	98.0	98.6	196.6	196.6
200000 < 500000	223.6	201.1	223.6	223.6	74.0	0.0	223.6	0.0	0.4	223.6	2.8	40.7	223.6	201.4	201.4	111.9	111.7	223.6	223.6
500000 < 1000000	36.4	33.7	36.4	36.4	16.9	0.0	36.4	0.0	0.0	36.4	0.5	8.1	36.4	33.7	33.7	18.3	18.1	36.4	36.4
1000000 < 1500000	8.2	7.7	8.2	8.2	4.5	0.0	8.2	0.0	0.0	8.2	0.1	2.0	8.2	7.7	7.7	4.1	4.1	8.2	8.2
1500000 < 2000000	3.1	2.9	3.1	3.1	1.9	0.0	3.1	0.0	0.0	3.1	0.1	0.8	3.1	2.9	2.9	1.6	1.6	3.1	3.1
2000000 < 5000000	4.2	4.0	4.2	4.2	2.7	0.0	4.2	0.0	0.0	4.2	0.1	1.0	4.2	4.0	4.0	2.1	2.1	4.2	4.2
5000000 < 10000000	0.9	0.8	0.9	0.9	0.6	0.0	0.9	0.0	0.0	0.9	0.0	0.2	0.9	0.8	0.8	0.5	0.4	0.9	0.9
At least 10000000	0.4	0.4	0.4	0.4	0.3	0.0	0.4	0.0	0.0	0.4	0.0	0.1	0.4	0.4	0.4	0.2	0.2	0.4	0.4
Total	2,778.3	1,528.4	2,778.3	2,778.3	355.9	0.2	2,778.3	122.4	306.5	2,778.3	18.6	188.0	2,778.3	1,834.9	1,834.9	1,383.2	1,387.2	2,770.4	2,770.4
Total	3,764.0	1,708.5	3,746.9	3,047.8	474.0	0.2	2,941.3	576.4	502.6	3,358.8	22.4	188.8	2,945.4	2,211.0	2,730.6	1,463.2	1,470.5	2,933.6	2,933.6

Statistics of Income 2015: New Jersey Income Tax Returns for 2013

Table 3.12a Tax Calculations by Taxable Income Level: Full-year Residents (Amounts, 000\$)

New Jersey Taxable Income Level	Taxable Income	Property Tax Deduction	New Jersey Taxable Income	Schedule Tax	Credit: Income Taxes Paid Other Jurisdictions	Sheltered Workspace Credit	Balance of Tax	Earned Income Credit	Property Tax Credit	Net Charged Tax	Use Tax Due on Out-of-State Purchases	Estimated Tax Penalty	Total Tax and Penalty	Addenda:				Net	
														Property Taxes Paid	Schedule Tax Effect: PTD	Under	Variances: Over		
Nontaxable																			
= 0	100,291.0	136,174.6	0.0	0.0	0.0	0.0	0.0	5,590.8	4,912.3	-10,503.1	24.7	8.0	32.6	709,164.3	1,404.1	0.0	0.0	0.0	
0 < 5000	925,703.2	87,315.3	842,387.9	255.9	20.3	0.0	247.0	24,204.0	1,528.3	-25,485.3	27.4	0.6	274.9	250,453.8	12,931.4	1.1	1.1	0.0	
5000 < 10000	1,946,231.0	70,562.5	1,875,668.5	1,172.3	117.2	0.0	1,077.7	65,373.8	105.7	-64,401.8	19.9	1.0	1,098.6	78,276.3	26,115.8	1.3	1.3	0.0	
10000 < 15000	1,398,705.2	54,315.1	1,344,390.1	3,409.2	473.5	0.0	2,970.8	63,242.2	222.2	-60,493.6	10.8	0.1	2,981.7	67,175.3	16,286.2	2.2	2.3	-0.1	
15000 < 20000	1,271,576.7	38,820.5	1,232,756.2	12,429.1	771.5	0.0	11,704.9	42,738.9	989.7	-32,023.8	7.8	0.4	11,713.1	79,499.0	5,940.9	5.8	6.1	-0.3	
20000 < 25000	1,161,422.9	31,443.7	1,129,979.1	16,230.7	1,126.0	0.3	15,168.9	28,202.1	1,073.0	-14,106.8	5.1	0.3	15,174.3	71,581.5	1,168.0	5.9	6.2	-0.3	
25000 < 30000	672,297.7	18,324.2	655,973.6	9,786.7	1,793.4	0.0	8,083.6	11,594.9	521.5	-4,032.8	3.6	0.0	8,087.2	43,920.6	614.9	2.6	2.8	-0.1	
30000 < 35000	297,252.0	10,679.3	286,582.6	4,391.5	2,611.4	0.0	1,939.5	2,485.7	172.2	-718.3	3.1	0.1	1,942.7	18,178.3	333.5	0.6	0.7	-0.1	
35000 < 40000	234,124.9	12,571.7	221,553.2	3,599.7	3,610.7	0.0	286.7	423.2	69.2	-205.6	0.5	0.6	287.8	16,150.1	404.8	0.2	0.2	0.0	
40000 < 50000	541,649.3	31,169.8	510,479.5	9,897.8	10,655.8	0.0	183.2	247.6	84.0	-148.5	3.0	0.1	186.3	36,285.5	1,177.9	0.1	0.2	-0.1	
50000 < 70000	1,315,251.5	76,740.5	1,238,511.0	30,290.6	32,649.4	0.1	44.3	44.6	62.8	-63.1	7.6	0.4	52.2	84,839.2	3,002.1	0.1	0.1	0.0	
70000 < 75000	359,225.4	19,695.6	339,529.8	9,003.0	9,707.3	0.0	1.6	0.7	7.5	-6.5	2.0	0.0	3.7	20,797.5	894.9	0.0	0.0	0.0	
75000 < 80000	350,429.2	19,012.7	331,416.5	9,088.8	9,906.2	0.0	0.6	0.3	4.8	-4.4	1.1	0.0	1.8	20,762.4	1,013.5	0.0	0.0	0.0	
80000 < 100000	1,274,727.3	68,414.0	1,206,313.2	36,944.2	40,105.7	0.0	5.7	26.0	10.4	-30.8	6.9	0.3	12.8	76,223.8	3,965.1	0.0	0.0	0.0	
100000 < 150000	2,415,321.3	121,325.9	2,293,995.3	83,562.0	88,717.6	0.0	4.5	5.1	6.8	-7.3	25.0	0.6	30.1	136,521.4	6,983.8	0.0	0.0	0.0	
150000 < 200000	1,485,317.0	63,673.5	1,421,643.5	60,234.5	62,967.6	0.0	0.2	0.0	1.6	-1.3	11.8	2.7	14.7	81,470.3	4,056.8	0.0	0.0	0.0	
200000 < 500000	2,827,840.2	84,291.0	2,743,549.2	138,132.8	141,505.8	0.0	0.2	0.0	1.0	-0.8	22.9	6.0	29.1	125,811.7	5,379.5	0.0	0.0	0.0	
500000 < 1000000	662,223.2	10,386.8	651,836.3	40,031.2	40,570.8	0.0	0.0	0.0	0.0	0.0	8.8	1.3	10.1	18,541.1	931.7	0.0	0.0	0.0	
1000000 < 1500000	30,541.3	250.5	30,290.8	2,298.9	2,314.6	0.0	0.0	0.0	0.0	0.0	1.6	0.0	1.6	433.4	22.5	0.0	0.0	0.0	
1500000 < 2000000	14,812.9	89.6	14,723.2	1,173.0	1,178.4	0.0	0.0	0.0	0.0	0.0	0.0	0.0	0.0	206.6	8.0	0.0	0.0	0.0	
2000000 < 5000000	86,142.6	305.8	85,836.8	7,173.2	7,190.6	0.0	0.0	0.0	0.0	0.0	0.5	0.0	0.5	887.8	27.4	0.0	0.0	0.0	
5000000 < 10000000	29,360.8	50.0	29,310.8	2,545.9	2,548.2	0.0	0.0	0.0	0.0	0.0	0.0	0.0	0.0	194.6	4.5	0.0	0.0	0.0	
At least 10000000	110,274.3	20.0	110,254.3	9,855.7	9,857.5	0.0	0.0	0.0	0.0	0.0	0.0	0.0	0.0	125.8	1.8	0.0	0.0	0.0	
Total	19,514,730.6	953,632.8	18,596,981.5	491,506.7	470,403.2	0.4	41,719.4	244,179.7	9,772.9	-212,233.3	194.0	22.5	41,935.9	1,937,500.4	92,669.1	20.1	21.0	0.0	-0.9
Taxable																			
= 0	0.0	0.0	0.0	0.0	0.0	0.0	0.0	0.0	0.0	0.0	0.0	0.0	0.0	0.0	0.0	0.0	0.0	0.0	0.0
0 < 5000	200,776.3	135,084.1	65,692.2	919.7	3.4	0.0	916.3	14.4	53.8	848.1	7.8	0.0	924.1	151,829.5	1,923.2	2.9	2.9	0.0	
5000 < 10000	795,889.3	172,952.4	622,936.9	8,721.1	132.0	0.1	8,589.0	579.6	692.3	7,317.1	13.3	1.1	8,603.4	222,136.1	2,742.0	9.4	9.2	0.3	
10000 < 15000	2,310,932.9	192,129.7	2,118,803.1	29,663.2	739.3	0.2	28,923.7	701.4	1,729.2	26,493.1	28.4	2.2	28,954.3	403,968.1	3,450.0	21.2	21.2	0.0	
15000 < 20000	3,070,214.9	205,640.2	2,864,574.8	40,104.0	1,068.4	0.2	39,035.4	269.4	2,040.0	36,726.0	25.8	18.0	39,079.2	299,701.9	4,220.7	20.4	20.3	0.1	
20000 < 25000	3,761,366.1	227,244.9	3,534,121.2	50,838.0	1,407.5	0.7	49,429.8	1,563.7	1,989.0	45,877.1	28.1	3.9	49,461.8	416,049.5	4,998.4	19.8	19.5	0.3	
25000 < 30000	4,666,209.6	248,989.9	4,417,219.7	66,057.4	1,853.7	0.2	64,203.5	6,077.0	2,117.2	56,009.3	31.7	2,297.7	66,532.9	358,164.5	5,664.8	20.4	19.9	0.5	
30000 < 35000	5,425,202.7	267,431.1	5,157,771.7	79,150.8	2,522.9	0.7	76,627.2	5,857.0	2,111.7	68,658.4	38.1	78.2	76,743.4	374,391.2	7,066.7	20.0	19.8	0.2	
35000 < 40000	5,728,591.0	291,735.7	5,436,855.3	88,316.2	3,470.0	0.4	84,845.8	2,521.1	1,374.7	80,950.0	33.2	208.6	85,087.6	368,145.2	9,193.7	18.5	18.0	0.5	
40000 < 50000	11,755,589.1	598,580.7	11,157,008.3	211,941.2	10,903.1	2.0	201,036.1	854.6	1,653.6	198,527.9	82.7	193.1	201,311.8	729,098.6	21,231.9	31.2	31.0	0.2	
50000 < 70000	23,290,740.9	1,155,095.3	22,135,645.7	512,612.9	34,666.2	5.3	477,941.4	268.2	1,103.5	476,569.7	156.3	423.4	478,521.1	1,826,151.8	42,097.0	46.6	46.8	-0.2	
70000 < 75000	5,271,219.9	255,987.4	5,015,232.5	125,854.3	10,486.6	0.6	115,367.1	21.2	85.5	115,252.6	36.4	98.0	115,501.5	279,146.4	11,099.5	8.6	8.6	0.0	
75000 < 80000	5,169,381.4	257,452.2	4,911,929.2	126,466.3	11,111.6	0.2	115,354.6	29.1	57.4	115,276.0	34.6	95.1	115,484.3	326,379.8	13,258.8	8.0	7.9	0.1	
80000 < 100000	20,901,234.0	1,057,634.2	19,843,599.8	570,913.1	52,774.2	1.4	518,137.5	43.8	92.3	518,001.5	160.4	567.4	518,865.3	1,200,591.7	60,279.7	27.6	27.7	-0.1	
100000 < 150000	44,097,912.2	2,027,603.3	42,070,308.9	1,467,177.1	160,805.0	2.0	1,306,370.2	38.0	79.1	1,306,253.1	314.6	1,523.3	1,308,208.1	2,696,269.5	115,209.9	42.9	43.4	-0.5	
150000 < 200000	29,331,553.3	1,145,771.2	28,185,782.2	1,165,315.0	160,960.3	3.3	1,004,351.4	13.1	19.7	1,004,318.6	221.4	1,266.1	1,005,838.9	1,778,577.7	72,993.7	20.5	20.5	0.1	
200000 < 500000	56,172,706.5	1,516,154.8	54,656,551.7	2,746,813.6	523,807.0	17.1	2,222,989.5	13.7	17.6	2,222,958.1	475.4	3,583.6	2,227,048.4	2,250,376.1	96,757.5	23.7	23.7	0.0	
500000 < 1000000	23,135,285.4	298,940.7	22,836,344.7	1,479,315.5	375,228.9	0.0	1,104,086.6	1.3	1.3	1,104,084.1	153.8	2,121.5	1,106,361.8	564,226.8	26,815.6	4.2	4.2	0.1	
1000000 < 1500000	9,377,205.3	71,006.5	9,306,198.8	704,063.7	194,609.2	12.5	509,442.0	1.1	0.2	509,440.8	61.7	1,093.1	510,596.9	170,684.0	6,369.3	1.0	1.0	0.0	
1500000 < 2000000	5,265,858.2	27,929.1	5,237,929.1	418,485.5	114,447.3	0.0	304,038.2	0.0	0.2	304,038.0	22.4	642.0	304,702.5	78,256.3	2,505.3	0.4	0.4	0.0	
2000000 < 5000000	12,145,687.5	38,043.5	12,107,644.0	1,017,014.3	310,928.1	0.0	706,086.1	0.0	0.0	706,086.1	71.3	1,214.7	707,372.2	131,732.4	3,412.5	0.5	0.5	0.0	
5000000 < 10000000	5,812,572.1	7,894.5	5,804,677.6	506,233.4	144,598.8	0.0	361,634.6	0.0	0.1	361,634.6	40.3	630.7	362,305.6	30,713.0	708.1	0.1	0.1	0.0	
At least 10000000	12,038,373.2	4,221.0	12,034,152.2	1,071,975.6	209,033.3	0.0	862,942.3	0.0	0.0	862,942.3	28.0	707.5	863,677.8	22,551.2	378.6	0.0	0.1	0.0	
Total	289,724,501.9	10,203,522.3	279,520,979.6	12,487,952.0	2,325,556.7	47.1	10,162,348.3	18,867.6	15,218.3	10,128,262.4	2,065.5	16,769.3	10,181,183.0	14,679,141.4	512,386.1	348.1	346.5	1.6	
Total	309,																		

Statistics of Income 2015: New Jersey Income Tax Returns fo 2013

Table 3.12b Tax Calculations by Taxable Income Level: Full-year Residents (Returns, 000s)

New Jersey Taxable Income Level	Taxable Income	Property Tax Deduction	New Jersey Taxable Income	Credit: Income Taxes Paid Other Jurisdictions		Sheltered Workspace Credit	Balance of Tax	Earned Income Credit	Property Tax Credit	Net Charged Tax	Use Tax Due on Out-of-State Purchases		Estimated Tax Penalty	Total Tax and Penalty	Addenda:			Net	
				Schedule Tax	Taxes Paid Other Jurisdictions						Property Taxes Paid	Schedule Tax Effect: PTD			Under	Variances: Over			
Nontaxable																			
= 0	17.1	17.1	0.0	0.0	0.1	0.0	0.0	25.9	98.8	119.3	0.9	0.0	0.0	0.9	115.9	17.1	0.1	0.1	0.2
0 < 5000	345.8	23.4	345.8	8.2	0.3	0.0	8.0	86.2	30.7	109.6	0.8	0.0	8.8	54.0	345.3	4.3	4.2	8.5	
5000 < 10000	260.8	25.1	260.8	10.2	0.9	0.0	9.7	123.3	2.1	123.5	0.8	0.0	10.4	27.2	255.2	5.1	5.0	10.1	
0000 < 15000	108.7	16.2	108.7	19.2	2.7	0.0	17.5	81.6	4.5	82.1	0.2	0.0	17.7	20.7	99.2	8.6	9.0	17.5	
5000 < 20000	71.3	7.2	71.3	49.9	3.2	0.0	47.8	61.4	19.8	62.4	0.2	0.0	47.9	27.0	47.5	23.3	24.1	47.5	
0000 < 25000	50.6	5.8	50.6	50.6	3.7	0.0	48.5	48.0	21.5	49.0	0.1	0.0	48.5	27.3	27.3	23.7	24.4	48.2	
5000 < 30000	24.2	3.0	24.2	24.2	4.5	0.0	21.4	21.0	10.4	22.1	0.1	0.0	21.4	13.5	13.5	10.5	10.8	21.3	
0000 < 35000	8.9	1.9	8.9	8.9	5.1	0.0	5.6	5.1	3.5	6.4	0.0	0.0	5.6	5.3	5.3	2.5	3.0	5.6	
5000 < 40000	5.9	2.7	5.9	5.9	5.5	0.0	1.6	1.0	1.4	2.1	0.0	0.0	1.6	4.1	4.1	0.7	0.9	1.6	
0000 < 50000	11.3	6.8	11.3	11.3	11.1	0.0	1.5	0.5	1.7	2.0	0.0	0.0	1.5	8.5	8.5	0.6	0.9	1.5	
0000 < 70000	20.7	15.7	20.7	20.7	20.7	0.0	0.9	0.1	1.3	1.3	0.1	0.0	1.0	17.0	17.0	0.4	0.5	0.9	
0000 < 75000	4.7	3.8	4.7	4.7	4.7	0.0	0.1	0.0	0.2	0.2	0.0	0.0	0.1	3.9	3.9	0.0	0.1	0.1	
5000 < 80000	4.3	3.6	4.3	4.3	4.3	0.0	0.1	0.0	0.1	0.1	0.0	0.0	0.1	3.6	3.6	0.0	0.0	0.1	
000 < 100000	13.5	11.8	13.5	13.5	13.5	0.0	0.2	0.0	0.2	0.2	0.1	0.0	0.2	12.0	12.0	0.1	0.1	0.2	
000 < 150000	18.8	17.5	18.8	18.8	18.8	0.0	0.1	0.0	0.1	0.1	0.1	0.0	0.3	17.6	17.6	0.0	0.1	0.1	
000 < 200000	8.3	7.9	8.3	8.3	8.3	0.0	0.0	0.0	0.0	0.0	0.1	0.2	0.3	7.9	8.0	0.0	0.0	0.0	
000 < 500000	9.6	9.4	9.6	9.6	9.6	0.0	0.0	0.0	0.0	0.0	0.1	0.4	0.5	9.4	9.4	0.0	0.0	0.0	
00 < 1000000	1.1	1.1	1.1	1.1	1.1	0.0	0.0	0.0	0.0	0.0	0.0	0.1	0.1	1.1	1.1	0.0	0.0	0.0	
00 < 1500000	0.0	0.0	0.0	0.0	0.0	0.0	0.0	0.0	0.0	0.0	0.0	0.0	0.0	0.0	0.0	0.0	0.0	0.0	
00 < 2000000	0.0	0.0	0.0	0.0	0.0	0.0	0.0	0.0	0.0	0.0	0.0	0.0	0.0	0.0	0.0	0.0	0.0	0.0	
00 < 5000000	0.0	0.0	0.0	0.0	0.0	0.0	0.0	0.0	0.0	0.0	0.0	0.0	0.0	0.0	0.0	0.0	0.0	0.0	
0 < 10000000	0.0	0.0	0.0	0.0	0.0	0.0	0.0	0.0	0.0	0.0	0.0	0.0	0.0	0.0	0.0	0.0	0.0	0.0	
ast 10000000	0.0	0.0	0.0	0.0	0.0	0.0	0.0	0.0	0.0	0.0	0.0	0.0	0.0	0.0	0.0	0.0	0.0	0.0	
Total	985.6	180.0	968.5	269.4	118.1	0.0	162.9	454.0	196.1	580.4	3.8	0.8	167.1	376.2	895.7	80.0	83.2	163.2	
Taxable																			
= 0	0.0	0.0	0.0	0.0	0.0	0.0	0.0	0.0	0.0	0.0	0.0	0.0	0.0	0.0	0.0	0.0	0.0	0.0	
0 < 5000	23.4	19.4	23.4	23.4	0.2	0.0	23.4	0.5	1.1	23.4	0.2	0.0	23.4	20.5	20.5	11.6	11.7	23.3	
5000 < 10000	74.3	25.4	74.3	74.3	2.2	0.0	74.3	11.2	14.0	74.3	0.4	0.0	74.3	39.4	39.4	37.4	36.6	74.0	
0000 < 15000	170.4	28.5	170.4	170.4	7.7	0.0	170.4	24.1	34.9	170.4	0.7	0.0	170.4	63.4	63.4	84.1	84.8	168.8	
5000 < 20000	163.4	31.2	163.4	163.4	7.7	0.0	163.4	2.5	41.2	163.4	0.6	0.0	163.4	72.4	72.4	81.1	81.2	162.3	
0000 < 25000	157.3	36.3	157.3	157.3	7.5	0.0	157.3	7.4	40.1	157.3	0.6	0.1	157.3	76.4	76.4	78.0	78.3	156.3	
5000 < 30000	160.6	40.1	160.6	160.6	7.8	0.0	160.6	25.0	42.6	160.6	0.6	3.4	160.6	82.8	82.8	80.3	79.6	159.9	
0000 < 35000	158.7	45.3	158.7	158.7	8.4	0.0	158.7	28.4	42.5	158.7	0.7	5.9	158.7	87.8	87.8	78.9	79.0	157.9	
5000 < 40000	145.2	56.1	145.2	145.2	9.0	0.0	145.2	15.9	27.6	145.2	0.6	5.7	145.2	83.6	83.6	72.4	72.0	144.4	
0000 < 50000	248.7	117.7	248.7	248.7	19.0	0.0	248.7	6.1	33.1	248.7	1.2	10.8	248.7	150.9	150.9	123.8	124.3	248.1	
0000 < 70000	373.6	223.1	373.6	373.6	36.9	0.0	373.6	0.9	22.1	373.6	2.2	20.1	373.6	245.3	245.3	185.8	187.5	373.3	
0000 < 75000	69.2	47.0	69.2	69.2	8.6	0.0	69.2	0.1	1.7	69.2	0.5	3.9	69.2	48.7	48.7	34.3	34.6	68.9	
5000 < 80000	63.4	45.1	63.4	63.4	8.4	0.0	63.4	0.1	1.2	63.4	0.4	3.8	63.4	46.2	46.2	31.7	31.4	63.1	
000 < 100000	221.3	170.2	221.3	221.3	32.4	0.0	221.3	0.1	1.9	221.3	1.8	17.7	221.3	172.0	172.0	110.2	111.1	221.2	
000 < 150000	345.2	285.7	345.2	345.2	66.3	0.0	345.2	0.1	1.6	345.2	3.3	44.5	345.2	287.3	287.3	171.7	173.4	345.1	
000 < 200000	163.9	142.0	163.9	163.9	42.3	0.0	163.9	0.0	0.4	163.9	1.8	25.6	163.9	142.4	142.4	81.9	82.0	163.9	
000 < 500000	189.8	169.1	189.8	189.8	65.9	0.0	189.8	0.0	0.4	189.8	2.4	34.9	189.8	169.5	169.5	95.0	94.9	189.8	
00 < 1000000	33.7	31.1	33.7	33.7	15.8	0.0	33.7	0.0	0.0	33.7	0.5	7.5	33.7	31.1	31.1	16.9	16.8	33.7	
00 < 1500000	7.7	7.3	7.7	7.7	4.3	0.0	7.7	0.0	0.0	7.7	0.1	1.9	7.7	7.3	7.3	3.8	3.9	7.7	
00 < 2000000	3.0	2.9	3.0	3.0	1.8	0.0	3.0	0.0	0.0	3.0	0.0	0.8	3.0	2.9	2.9	1.5	1.5	3.0	
00 < 5000000	4.1	3.9	4.1	4.1	2.6	0.0	4.1	0.0	0.0	4.1	0.1	1.0	4.1	3.9	3.9	2.1	2.0	4.1	
0 < 10000000	0.9	0.8	0.9	0.9	0.6	0.0	0.9	0.0	0.0	0.9	0.0	0.2	0.9	0.8	0.8	0.5	0.4	0.9	
ast 10000000	0.4	0.4	0.4	0.4	0.3	0.0	0.4	0.0	0.0	0.4	0.0	0.1	0.4	0.4	0.4	0.2	0.2	0.4	
Total	2,778.3	1,528.4	2,778.3	2,778.3	355.9	0.2	2,778.3	122.4	306.5	2,778.3	18.6	188.0	2,778.3	1,834.9	1,834.9	1,383.2	1,387.2	2,770.4	
Total	3,764.0	1,708.5	3,746.9	3,047.8	474.0	0.2	2,941.3	576.4	502.6	3,358.8	22.4	188.8	2,945.4	2,211.0	2,730.6	1,463.2	1,470.5	2,933.6	

Statistics of Income 2015: New Jersey Income Tax Returns fo 2013

Table 3.13a Tax Calculations by Gross Income Percentile Level: Full-year Residents (Amounts, 000\$)

New Jersey Gross Income Percentile	Taxable Income	Property Tax Deduction	New Jersey Taxable Income	Schedule Tax	Credit: Income Taxes Paid Other Jurisdictions	Sheltered Workspace Credit	Balance of Tax	Earned Income Credit	Property Tax Credit	Net Charged Tax	Use Tax Due on		Estimated Tax Penalty	Total Tax and Penalty	Property Taxes Paid	Schedule Tax Effect: PTD	Addenda:		Net
											Out-of-State Purchases						Under	Variances: Over	
< 4,155	< 10.0	252,743.5	187.3	252,651.1	0.0	0.0	0.0	5,052.8	4,023.1	-9,076.0	25.1	8.1	33.3	403,662.5	3,538.4	0.0	0.0	0.0	
4,155 < 10,839	10.0 < 20.0	2,171,429.5	84,406.4	2,098,671.5	3,711.9	118.1	0.1	3,594.7	44,228.4	1,745.3	-42,379.0	26.4	1.3	3,622.4	258,559.9	26,820.8	4.2	4.0	0.2
10,839 < 14,527	20.0 < 25.0	1,943,956.1	106,390.4	1,846,199.9	17,589.8	685.0	0.1	16,909.9	44,044.5	1,612.3	-28,746.9	18.0	1.5	16,929.4	197,643.6	10,154.8	14.9	15.0	-0.1
14,527 < 18,462	25.0 < 30.0	2,640,286.0	134,021.4	2,511,483.2	21,641.1	1,006.0	0.2	20,643.6	49,665.9	1,516.3	-30,538.6	31.5	1.6	20,676.6	211,014.9	15,867.4	13.9	14.0	-0.2
18,462 < 27,951	30.0 < 40.0	7,719,767.7	412,073.9	7,315,313.1	98,218.4	3,829.2	0.9	94,439.9	74,000.2	5,854.9	14,584.8	61.4	3.1	94,504.5	819,626.3	14,539.3	45.5	45.1	0.4
27,951 < 39,753	40.0 < 50.0	11,786,195.1	623,444.9	11,164,721.8	169,301.8	9,814.9	1.4	159,671.4	38,435.8	5,626.7	115,609.0	80.8	75.5	159,827.7	1,011,687.8	13,856.0	49.6	49.2	0.5
39,753 < 55,081	50.0 < 60.0	17,075,906.3	944,314.9	16,132,066.7	299,897.8	28,774.0	2.6	272,169.9	6,865.1	3,021.8	262,293.0	115.2	2,632.1	274,917.2	1,165,302.1	28,430.7	48.7	48.6	0.1
55,081 < 75,906	60.0 < 70.0	24,040,968.4	1,332,264.2	22,708,844.6	525,474.9	66,167.8	4.4	461,537.5	498.3	1,211.0	459,828.2	164.5	421.9	462,123.9	2,022,929.7	45,276.8	47.9	48.0	-0.2
75,906 < 91,056	70.0 < 75.0	15,628,222.7	831,310.5	14,796,934.8	378,862.8	59,125.3	0.5	321,804.5	95.7	182.6	321,526.3	104.5	272.0	322,181.1	971,933.2	34,575.0	23.7	23.6	0.1
91,056 < 109,845	75.0 < 80.0	18,998,539.2	997,364.2	18,001,203.4	515,788.7	80,080.0	2.4	438,500.5	64.9	78.2	438,357.4	146.6	474.6	439,121.7	1,110,750.9	54,618.0	23.7	23.8	-0.1
109,845 < 168,128	80.0 < 90.0	51,588,337.2	2,486,210.1	49,102,148.7	1,704,356.4	273,884.3	2.0	1,436,301.7	58.8	83.5	1,436,159.4	392.5	1,685.4	1,438,379.6	3,242,631.0	141,393.2	47.7	48.1	-0.5
168,128 < 240,365	90.0 < 95.0	38,423,209.1	1,492,587.1	36,930,627.9	1,574,257.3	296,289.6	3.3	1,281,221.0	21.6	21.7	1,281,177.8	290.3	1,688.3	1,283,199.6	2,243,719.1	94,778.7	24.1	24.0	0.2
240,365 < 596,038	95.0 < 99.0	54,095,860.0	1,346,377.1	52,749,485.2	2,744,798.6	655,518.8	17.1	2,092,077.4	12.1	12.6	2,092,052.7	448.9	3,528.2	2,096,054.4	2,099,159.9	88,374.0	19.2	19.2	0.0
596,038 < 898,540	99.0 < 99.5	14,261,335.3	180,933.9	14,080,401.4	922,349.8	250,962.8	0.0	671,653.0	1.2	0.6	671,651.3	104.1	1,311.0	673,068.1	344,393.7	16,213.5	2.5	2.5	0.0
898,540 < 2,465,441	99.5 < 99.9	21,474,461.9	147,673.2	21,326,788.7	1,640,372.7	460,080.2	12.5	1,180,314.8	2.4	0.5	1,180,312.0	124.6	2,487.6	1,182,927.0	366,811.7	13,245.9	2.0	2.0	0.0
At least 2,465,441	at least 99.9	27,138,014.6	37,595.6	27,100,419.0	2,362,836.7	609,624.0	0.0	1,753,227.9	0.0	0.2	1,753,227.7	125.0	2,199.4	1,755,552.4	146,815.5	3,372.3	0.5	0.5	0.0
Total		309,239,232.5	11,157,155.1	298,117,961.1	12,979,458.7	2,795,959.9	47.4	10,204,067.7	263,047.4	24,991.2	9,916,029.1	2,259.5	16,791.7	10,223,118.9	16,616,641.8	605,055.2	368.2	367.5	0.6

Statistics of Income 2015: New Jersey Income Tax Returns fo 2013

Table 3.13b Tax Calculations by Gross Income Percentile Level: Full-year Residents (Amounts, 000\$)

New Jersey Gross Income Percentile	Taxable Income	Property Tax Deduction	New Jersey Taxable Income	Schedule Tax	Credit: Income Taxes Paid Other Jurisdictions	Sheltered Workspace Credit	Balance of Tax	Earned Income Credit	Property Tax Credit	Net Charged Tax	Use Tax Due on		Estimated Tax Penalty	Total Tax and Penalty	Property Taxes Paid	Schedule Tax Effect: PTD	Addenda:		Net
											Out-of-State Purchases						Under	Over	
< 4,155	< 10.0	168.3	0.1	168.2	0.0	0.0	0.0	46.0	80.9	121.0	0.8	0.0	0.8	81.0	168.3	0.1	0.2	0.3	
4,155 < 10,839	10.0 < 20.0	383.0	27.6	377.8	31.5	1.6	0.0	31.4	138.4	35.0	182.7	1.3	0.0	32.6	62.7	359.7	15.9	16.0	31.9
10,839 < 14,527	20.0 < 25.0	196.4	23.7	192.1	121.3	6.8	0.0	120.4	86.2	32.5	177.4	0.7	0.0	120.7	56.3	109.5	59.4	59.8	119.2
14,527 < 18,462	25.0 < 30.0	198.7	28.8	196.2	112.3	7.0	0.0	111.2	63.7	30.6	170.8	0.6	0.0	111.5	59.5	123.8	54.8	55.7	110.6
18,462 < 27,951	30.0 < 40.0	399.8	67.3	396.1	366.1	18.7	0.0	362.8	109.6	117.8	385.3	1.4	0.1	363.0	185.0	205.3	180.4	180.1	360.5
27,951 < 39,753	40.0 < 50.0	401.7	105.7	400.8	400.8	28.0	0.0	394.3	97.8	113.1	397.2	1.6	5.4	394.4	218.8	217.6	195.8	195.5	392.3
39,753 < 55,081	50.0 < 60.0	402.4	185.3	402.2	402.2	42.2	0.0	388.8	32.5	60.6	390.8	1.8	14.6	386.9	245.9	245.1	192.9	194.8	387.6
55,081 < 75,906	60.0 < 70.0	403.0	253.4	402.9	402.9	55.6	0.0	383.6	1.7	24.3	384.4	2.4	21.6	383.7	277.7	277.3	190.9	192.3	383.2
75,906 < 91,056	70.0 < 75.0	201.7	148.0	201.7	201.7	36.1	0.0	189.3	0.2	3.7	189.5	1.4	11.3	189.4	151.6	151.5	94.5	94.3	188.9
91,056 < 109,845	75.0 < 80.0	201.8	160.3	201.8	201.8	39.0	0.0	190.4	0.1	1.6	190.5	1.6	15.1	190.4	161.9	161.8	94.6	95.6	190.2
109,845 < 168,128	80.0 < 90.0	403.5	344.3	403.5	403.5	92.8	0.0	383.2	0.1	1.7	383.4	3.8	50.1	383.5	346.0	345.9	190.6	192.5	383.1
168,128 < 240,365	90.0 < 95.0	201.8	179.4	201.8	201.8	61.2	0.0	192.3	0.0	0.4	192.4	2.3	31.4	192.7	179.9	179.9	96.3	96.0	192.3
240,365 < 596,038	95.0 < 99.0	161.5	146.8	161.5	161.5	63.3	0.0	153.8	0.0	0.3	153.8	2.1	29.7	154.2	147.1	147.1	76.9	76.8	153.8
596,038 < 898,540	99.0 < 99.5	20.2	18.8	20.2	20.2	9.8	0.0	19.7	0.0	0.0	19.7	0.3	4.5	19.7	18.8	18.8	9.8	9.8	19.7
898,540 < 2,465,441	99.5 < 99.9	16.1	15.1	16.1	16.1	9.1	0.0	16.1	0.0	0.0	16.1	0.3	4.1	16.1	15.1	15.1	8.1	8.0	16.1
At least 2,465,441	at least 99.9	4.0	3.8	4.0	4.0	2.7	0.0	4.0	0.0	0.0	4.0	0.1	0.9	4.0	3.8	3.8	2.0	2.0	4.0
Total		3,764.0	1,708.5	3,746.9	3,047.8	474.0	0.2	2,941.3	576.4	502.6	3,358.8	22.4	188.8	2,945.4	2,211.0	2,730.6	1,463.2	1,470.5	2,933.6

Statistics of Income 2015: New Jersey Income Tax Returns fo 2013

Table 3.21a Tax Payments by Gross Income Level: Full-year Residents (Amounts, 000\$)

New Jersey Gross Income Level	Withholdings	Estimated Payments and Credits	Estimated Payments	Prior Year's Credit	Excess Contributions			Earned Income Credit	Property Tax Credit	Total Payments and Credits			Credit Forward	Check-off Donations	Total Deductions from		Final Payments	Invoice Payments	Other Direct Payments	Total Direct Payments
					Unemployment Insurance	Disability Insurance	Family Leave Insurance			Overpayments	Refunds	Overpayment			Underpayment					
Nontaxable																				
= 0	3,962.7	1,549.9	14,196.0	1,060.7	0.0	0.0	0.0	741.7	2,659.8	8,914.1	8,909.7	7,598.5	580.4	7.2	587.7	5.3	478.1	19.5	171.7	676.5
0 < 5000	11,429.6	1,737.2	945.1	1,171.3	0.5	0.7	0.2	6,448.4	1,650.9	21,267.5	21,255.2	19,305.0	831.6	11.0	842.5	13.6	310.6	30.0	139.0	490.6
5000 < 10000	27,076.5	1,361.8	613.6	940.6	0.0	0.0	0.0	30,220.2	1,025.8	59,684.2	59,667.9	58,513.2	681.9	22.1	704.0	5.3	312.7	25.3	140.6	500.8
10000 < 15000	16,243.8	1,520.3	689.2	989.5	0.0	0.0	0.0	61,781.2	680.2	80,225.5	78,868.2	78,203.2	650.7	14.1	664.8	2.6	246.8	15.4	55.9	332.2
15000 < 20000	23,673.6	1,117.3	743.6	609.5	0.0	0.0	0.0	57,423.0	310.3	82,524.2	81,303.1	80,751.9	581.4	15.4	596.8	3.2	194.2	23.3	70.1	303.0
20000 < 25000	17,345.0	777.4	390.0	473.2	0.0	0.0	0.0	40,370.2	1,371.5	59,864.0	46,224.1	45,808.9	421.8	11.9	433.7	1.1	260.1	12.1	49.3	333.4
25000 < 30000	15,649.6	438.9	198.0	278.5	0.0	0.0	0.0	26,462.2	1,007.7	43,558.5	30,844.1	30,661.3	272.9	4.7	277.6	0.6	56.5	10.2	10.8	82.2
30000 < 35000	9,989.4	353.0	187.5	194.5	8.0	5.9	1.7	13,675.0	526.8	24,560.0	16,486.1	16,351.9	218.8	3.1	221.9	0.4	55.3	6.3	18.7	83.3
35000 < 40000	4,250.3	285.8	110.7	187.8	8.3	6.0	1.7	5,050.1	220.8	9,823.1	6,402.9	6,333.8	167.1	2.0	169.1	0.8	70.1	3.4	15.4	91.0
40000 < 50000	2,000.3	350.6	152.2	235.8	3.9	2.7	0.8	1,684.4	143.3	4,186.0	3,070.7	3,125.8	167.7	1.5	169.2	2.1	45.9	2.5	59.9	109.8
50000 < 70000	1,799.1	544.0	265.5	312.5	1.2	0.8	0.2	260.3	118.0	2,723.7	2,535.2	2,706.6	298.2	2.9	301.1	5.8	175.4	10.8	30.5	219.6
70000 < 75000	433.1	123.9	50.8	80.0	0.3	0.2	0.0	11.2	14.6	583.4	573.0	635.1	43.4	1.4	44.8	1.4	60.6	2.0	17.4	81.4
75000 < 80000	481.2	97.2	44.8	65.8	0.2	0.2	0.1	8.8	9.8	596.8	589.8	658.0	27.9	0.4	28.4	1.6	67.9	2.3	1.6	72.2
80000 < 100000	1,451.1	238.0	182.2	117.0	0.5	0.3	0.1	8.9	14.6	1,713.5	1,704.7	1,906.7	74.4	2.2	76.6	5.9	305.0	18.2	12.1	337.5
100000 < 150000	3,110.5	660.8	318.9	396.2	0.9	0.5	0.1	28.1	14.1	3,815.0	3,799.3	3,713.5	215.3	4.9	220.1	12.0	1,014.9	36.6	86.0	1,142.3
150000 < 200000	1,381.3	495.5	232.9	306.0	0.4	0.3	0.1	0.0	3.2	1,880.8	1,875.2	1,618.9	175.9	1.5	177.4	13.1	893.8	37.1	53.6	986.0
200000 < 500000	2,398.0	1,693.6	1,017.1	847.8	0.1	0.1	0.0	5.1	1.7	4,098.6	4,084.9	3,106.6	597.0	4.8	601.8	23.4	1,620.2	46.3	157.0	1,828.3
500000 < 1000000	624.5	912.1	563.6	421.9	0.0	0.0	0.0	0.0	0.0	1,536.6	1,530.7	941.4	441.8	0.6	442.4	4.8	256.5	12.9	124.8	394.8
1000000 < 15000000	91.9	107.4	48.2	67.9	0.0	0.0	0.0	0.0	0.0	199.3	198.8	144.5	69.2	0.0	69.2	0.0	1.9	0.2	4.1	6.2
1500000 < 20000000	1.1	85.1	86.0	36.6	0.0	0.0	0.0	0.0	0.0	86.3	86.2	73.6	11.7	0.0	11.7	1.1	26.7	0.1	1.0	27.8
2000000 < 50000000	54.5	363.5	222.6	154.6	0.0	0.0	0.0	1.2	0.1	419.4	419.4	140.5	57.3	0.1	57.4	0.5	20.4	0.0	15.9	36.4
5000000 < 100000000	0.2	116.1	55.3	60.7	0.0	0.0	0.0	0.0	0.1	116.3	116.3	93.9	22.4	0.0	22.4	0.0	2.0	0.1	25.0	27.1
At least 100000000	0.0	40.9	25.0	15.9	0.0	0.0	0.0	0.0	0.0	40.9	40.9	36.0	5.0	0.0	5.0	0.0	0.0	0.0	25.0	25.0
Total	143,447.1	14,970.6	21,338.7	9,024.3	24.5	17.6	5.1	244,179.7	9,772.9	412,417.6	370,586.4	362,428.9	6,613.9	111.7	6,725.5	104.7	6,475.8	314.4	1,285.6	8,187.5
Taxable																				
= 0	0.0	0.0	0.0	0.0	0.0	0.0	0.0	0.0	0.0	0.0	0.0	0.0	0.0	0.0	0.0	0.0	0.0	0.0	0.0	0.0
0 < 5000	0.0	0.0	0.0	0.0	0.0	0.0	0.0	0.0	0.0	0.0	0.0	0.0	0.0	0.0	0.0	0.0	0.0	0.0	0.0	0.0
5000 < 10000	0.0	0.0	0.0	0.0	0.0	0.0	0.0	0.0	0.0	0.0	0.0	0.0	0.0	0.0	0.0	0.0	0.0	0.0	0.0	0.0
10000 < 15000	24,678.8	949.0	450.5	575.7	0.0	0.0	0.0	1,223.3	1,555.8	28,407.0	9,627.8	9,640.0	348.3	9.3	357.5	2,700.8	2,467.8	207.0	118.8	2,802.9
15000 < 20000	30,391.6	1,356.7	825.6	762.8	0.0	0.0	0.0	43.6	1,549.5	33,341.3	10,760.5	10,647.7	511.8	11.7	523.5	3,172.8	2,933.3	215.4	143.5	3,303.9
20000 < 25000	47,647.0	2,251.8	1,843.0	1,233.8	0.0	0.0	0.0	171.9	2,111.9	52,182.7	18,845.0	18,656.6	794.3	46.0	840.3	4,530.1	4,379.2	316.3	220.0	4,961.5
25000 < 30000	59,504.2	2,946.7	1,870.5	1,400.7	0.0	0.1	0.0	2,544.8	2,008.3	67,004.1	24,774.2	24,832.4	967.0	17.1	984.1	4,745.7	4,361.9	335.9	207.9	4,922.9
30000 < 35000	74,879.7	3,801.2	2,542.7	1,724.7	93.3	63.6	19.5	4,875.7	2,063.9	85,796.8	32,201.1	31,513.5	1,217.5	22.4	1,239.8	4,943.3	4,584.5	363.8	302.6	5,273.3
35000 < 40000	88,444.5	4,578.6	3,149.1	2,029.6	279.5	181.9	58.4	4,728.8	1,709.3	99,980.8	37,007.3	36,219.6	1,358.7	21.4	1,380.1	5,118.8	4,751.8	361.2	345.0	5,479.4
40000 < 50000	213,913.7	10,716.6	8,107.6	4,179.8	797.1	507.5	171.9	4,323.6	2,032.9	232,463.4	79,018.8	77,565.5	3,066.7	43.1	3,109.8	15,083.3	12,109.1	890.1	770.2	13,812.4
50000 < 70000	539,339.8	28,731.8	21,320.3	10,400.5	1,738.6	1,039.6	376.0	700.4	1,658.8	573,584.9	175,212.8	169,462.6	7,573.0	82.6	7,655.6	33,371.5	30,740.3	2,294.4	1,854.2	34,971.4
70000 < 75000	137,466.3	8,286.0	6,313.7	2,832.0	396.0	239.4	86.6	43.3	169.8	146,687.2	43,619.9	42,015.7	1,995.6	19.5	2,015.1	8,600.8	8,016.2	589.2	639.7	9,264.6
75000 < 80000	135,472.5	8,734.8	6,572.0	2,939.6	392.2	235.9	87.3	37.5	88.7	145,048.9	43,296.8	41,520.9	2,124.2	19.7	2,143.9	8,516.7	8,079.6	592.8	593.4	9,285.6
80000 < 100000	508,285.3	22,027.7	15,552.0	8,585.4	1,406.1	840.6	305.9	73.2	134.3	533,073.1	142,602.2	138,986.7	5,811.2	63.5	5,874.7	30,550.1	27,776.7	2,072.7	2,134.8	32,047.6
100000 < 150000	1,268,715.3	114,931.3	87,805.9	36,029.7	2,918.6	1,637.2	642.4	58.5	92.3	1,388,995.7	259,264.4	241,288.4	21,454.7	135.8	21,590.5	140,568.3	132,540.6	7,790.8	9,446.0	149,913.2
150000 < 200000	965,442.9	117,657.6	88,031.3	36,581.9	1,793.4	950.3	392.7	18.6	22.3	1,086,277.8	145,946.5	127,218.6	20,134.7	65.6	20,200.4	123,183.5	120,973.9	6,679.4	10,557.9	138,276.8
200000 < 500000	1,932,326.1	520,483.7	371,519.4	170,961.3	2,150.1	1,134.5	472.8	22.0	19.0	2,456,608.1	321,547.6	238,617.7	84,020.6	106.0	84,126.6	284,160.8	304,356.6	15,755.3	60,900.5	381,118.4
500000 < 1000000	720,608.9	465,118.0	312,622.2	163,227.8	297.7	184.8	68.3	1.6	1.4	1,186,280.6	173,632.3	89,355.1	85,115.4	19.1	85,134.5	131,804.8	162,743.7	6,621.4	64,706.7	234,091.0
1000000 < 15000000	267,121.0	265,730.4	177,622.6	92,607.2	59.0	38.9	13.9	1.1	0.2	532,964.4	70,623.4	25,676.3	43,597.9	4.9	43,602.8	63,162.1	81,133.9	2,513.8	39,278.2	122,930.9
1500000 < 20000000	134,404.5	180,693.6	115,660.6	68,495.4	21.2	15.0	4.8	0.0	0.2	315,139.2	42,589.9	12,046.8	30,591.6	2.9	30,594.5	34,387.6	46,227.7	1,499.8	32,063.6	79,794.0
2000000 < 50000000	293,903.2	493,293.7	313,097.7	186,943.1	36.4	25.9	8.5	0.0	0.0	787,267.6	125,917.4	31,981.5	94,151.7	5.0	94,156.6	57,790.6	87,622.7	2,926.2	79,803.5	170,357.4
5000000 < 100000000	118,593.4	293,244.1	176,587.7	118,419.9	8.5	6.1	1.9	0.0	0.1	411,854.0	67,790.6	12,854.1	55,091.3	1.9	55,093.2	21,630.1	37,465.9	896.3	60,771.6	99,135.7
At least 100000000	163,523.9	813,367.0	529,651.2	287,311.8	4.3	3.4	1.0	0.0	0.0	976,899.5	148,549.5	18,187.3	130,895.7	0.2	130,895.9	36,132.5	64,593.8	210.3	132,407.9	197,212.1
Total	7,724,662.5	3,358,900.3	2,241,145.5	1,197,242.5	12,392.0	7,104.6	2,711.6	18,867.6	15,218.3	11,139,856.9	1,972,828.2	1,398,287.1	590,821.9	697.7	591,519.5	1,014,154.3	1,147,859.3	53,132.2	498,265.9	1,698,955.0
Total	7,868,109.6	3,373,870.8	2,262,484.2	1,206,266.8	12,416.5	7,122.2	2,716.7	263,047.4	24,991.2	11,552,274.5	2,343,414.5	1,760,716.0	597,435.7	809.3	598,245.1					

Statistics of Income 2015: New Jersey Income Tax Returns fo 2013

Table 3.21b Tax Payments by Gross Income Level: Full-year Residents (Returns, 000s)

New Jersey Gross Income Level	Withholdings	Estimated Payments and Credits	Estimated Payments	Prior Year's Credits	Excess Contributions				Earned Income Credit	Property Tax Credit	Total Payments and Credits			Credit Forward	Check-off Donations	Total Deductions from		Final Payments	Invoice Payments	Other Direct Payments	Direct Payments
					Unemployment Insurance	Disability Insurance	Family Leave Insurance	Overpayments			Refunds	Overpayment	Underpayment								
Nontaxable																					
= 0	20.2	1.9	0.8	1.4	0.0	0.0	0.0	0.0	3.9	53.5	64.9	64.9	51.2	0.9	0.0	1.1	0.1	0.6	0.1	0.1	0.8
0 < 5000	212.5	2.6	0.7	2.1	0.0	0.0	0.0	0.0	54.9	33.2	242.1	242.0	230.8	2.2	0.0	3.1	0.1	2.0	0.2	0.2	2.4
5000 < 10000	228.6	3.1	1.1	2.4	0.0	0.0	0.0	0.0	100.1	20.6	257.7	257.7	253.2	2.3	0.0	3.4	0.1	2.0	0.2	0.2	2.5
10000 < 15000	87.6	1.9	0.8	1.4	0.0	0.0	0.0	0.0	86.7	13.6	117.0	117.0	115.8	1.2	0.0	1.7	0.1	0.6	0.1	0.1	0.8
15000 < 20000	88.7	1.7	0.8	1.2	0.0	0.0	0.0	0.0	73.1	6.2	106.2	106.2	105.5	1.0	0.0	1.5	0.1	0.7	0.1	0.1	0.9
20000 < 25000	52.5	0.9	0.4	0.7	0.0	0.0	0.0	0.0	56.2	27.5	61.5	61.5	61.2	0.6	0.0	0.9	0.0	0.3	0.1	0.1	0.4
25000 < 30000	38.9	0.6	0.2	0.5	0.0	0.0	0.0	0.0	42.2	20.2	45.5	45.5	45.4	0.5	0.0	0.6	0.0	0.3	0.1	0.0	0.4
30000 < 35000	20.9	0.5	0.2	0.4	0.9	0.8	0.7	23.2	10.5	25.7	25.7	26.0	0.3	0.0	0.4	0.0	0.2	0.0	0.0	0.0	0.3
35000 < 40000	8.4	0.4	0.1	0.3	0.5	0.4	0.4	9.5	4.4	11.6	11.6	12.5	0.3	0.0	0.3	0.0	0.2	0.0	0.0	0.0	0.2
40000 < 50000	4.0	0.4	0.2	0.3	0.1	0.1	0.1	3.6	2.9	7.2	7.2	10.8	0.3	0.0	0.3	0.0	0.6	0.0	0.0	0.0	0.6
50000 < 75000	3.9	0.5	0.2	0.4	0.0	0.0	0.0	0.4	2.4	6.2	6.2	15.6	0.3	0.0	0.4	0.1	2.3	0.1	0.0	0.0	2.4
75000 < 100000	1.0	0.1	0.0	0.1	0.0	0.0	0.0	0.0	0.3	1.3	1.3	3.5	0.1	0.0	0.1	0.0	0.7	0.0	0.0	0.0	0.7
100000 < 150000	1.0	0.1	0.0	0.1	0.0	0.0	0.0	0.0	0.2	1.2	1.2	3.4	0.1	0.0	0.1	0.0	0.8	0.0	0.0	0.0	0.8
150000 < 200000	2.9	0.3	0.1	0.2	0.0	0.0	0.0	0.0	0.3	3.4	3.4	9.8	0.2	0.0	0.3	0.1	3.5	0.2	0.0	0.0	3.7
200000 < 250000	4.9	0.7	0.3	0.5	0.0	0.0	0.0	0.0	0.3	5.7	5.7	12.5	0.3	0.0	0.5	0.1	7.4	0.3	0.1	0.1	7.7
250000 < 300000	2.3	0.5	0.2	0.4	0.0	0.0	0.0	0.0	0.1	2.7	2.7	4.7	0.2	0.0	0.3	0.2	4.6	0.2	0.1	0.1	4.8
300000 < 350000	2.7	1.0	0.5	0.7	0.0	0.0	0.0	0.0	0.0	3.5	3.5	4.4	0.5	0.0	0.6	0.5	6.1	0.3	0.2	0.2	6.4
350000 < 400000	0.4	0.2	0.1	0.2	0.0	0.0	0.0	0.0	0.0	0.6	0.6	0.5	0.1	0.0	0.1	0.1	0.6	0.1	0.1	0.1	0.7
400000 < 450000	0.0	0.0	0.0	0.0	0.0	0.0	0.0	0.0	0.0	0.0	0.0	0.0	0.0	0.0	0.0	0.0	0.0	0.0	0.0	0.0	0.0
450000 < 500000	0.0	0.0	0.0	0.0	0.0	0.0	0.0	0.0	0.0	0.0	0.0	0.0	0.0	0.0	0.0	0.0	0.0	0.0	0.0	0.0	0.0
500000 < 550000	0.0	0.0	0.0	0.0	0.0	0.0	0.0	0.0	0.0	0.0	0.0	0.0	0.0	0.0	0.0	0.0	0.0	0.0	0.0	0.0	0.0
550000 < 600000	0.0	0.0	0.0	0.0	0.0	0.0	0.0	0.0	0.0	0.0	0.0	0.0	0.0	0.0	0.0	0.0	0.0	0.0	0.0	0.0	0.0
600000 < 650000	0.0	0.0	0.0	0.0	0.0	0.0	0.0	0.0	0.0	0.0	0.0	0.0	0.0	0.0	0.0	0.0	0.0	0.0	0.0	0.0	0.0
650000 < 700000	0.0	0.0	0.0	0.0	0.0	0.0	0.0	0.0	0.0	0.0	0.0	0.0	0.0	0.0	0.0	0.0	0.0	0.0	0.0	0.0	0.0
700000 < 750000	0.0	0.0	0.0	0.0	0.0	0.0	0.0	0.0	0.0	0.0	0.0	0.0	0.0	0.0	0.0	0.0	0.0	0.0	0.0	0.0	0.0
750000 < 800000	0.0	0.0	0.0	0.0	0.0	0.0	0.0	0.0	0.0	0.0	0.0	0.0	0.0	0.0	0.0	0.0	0.0	0.0	0.0	0.0	0.0
800000 < 850000	0.0	0.0	0.0	0.0	0.0	0.0	0.0	0.0	0.0	0.0	0.0	0.0	0.0	0.0	0.0	0.0	0.0	0.0	0.0	0.0	0.0
850000 < 900000	0.0	0.0	0.0	0.0	0.0	0.0	0.0	0.0	0.0	0.0	0.0	0.0	0.0	0.0	0.0	0.0	0.0	0.0	0.0	0.0	0.0
900000 < 950000	0.0	0.0	0.0	0.0	0.0	0.0	0.0	0.0	0.0	0.0	0.0	0.0	0.0	0.0	0.0	0.0	0.0	0.0	0.0	0.0	0.0
950000 < 1000000	0.0	0.0	0.0	0.0	0.0	0.0	0.0	0.0	0.0	0.0	0.0	0.0	0.0	0.0	0.0	0.0	0.0	0.0	0.0	0.0	0.0
At least 1000000	0.0	0.0	0.0	0.0	0.0	0.0	0.0	0.0	0.0	0.0	0.0	0.0	0.0	0.0	0.0	0.0	0.0	0.0	0.0	0.0	0.0
Total	781.4	17.3	6.7	13.0	1.7	1.4	1.4	1.4	454.0	196.1	964.0	963.8	966.6	11.5	0.0	15.7	1.6	33.5	2.3	1.5	36.5
Taxable																					
= 0	0.0	0.0	0.0	0.0	0.0	0.0	0.0	0.0	0.0	0.0	0.0	0.0	0.0	0.0	0.0	0.0	0.0	0.0	0.0	0.0	0.0
0 < 5000	0.0	0.0	0.0	0.0	0.0	0.0	0.0	0.0	0.0	0.0	0.0	0.0	0.0	0.0	0.0	0.0	0.0	0.0	0.0	0.0	0.0
5000 < 10000	0.0	0.0	0.0	0.0	0.0	0.0	0.0	0.0	0.0	0.0	0.0	0.0	0.0	0.0	0.0	0.0	0.0	0.0	0.0	0.0	0.0
10000 < 15000	128.3	2.7	0.9	2.2	0.0	0.0	0.0	34.1	31.5	137.7	116.2	114.3	2.1	0.0	2.7	35.0	29.4	2.3	0.6	31.5	
15000 < 20000	109.7	3.3	1.4	2.4	0.0	0.0	0.0	1.4	31.3	115.5	100.1	98.2	2.2	0.0	2.8	28.8	24.5	1.8	0.5	26.0	
20000 < 25000	128.2	4.8	2.4	3.2	0.0	0.0	0.0	1.8	42.6	135.4	119.2	117.1	2.8	0.0	3.5	32.6	27.9	2.3	0.6	29.7	
25000 < 30000	126.2	5.5	3.0	3.4	0.0	0.0	0.0	9.5	40.5	132.5	118.3	116.2	3.0	0.0	3.7	28.2	24.1	2.1	0.6	25.7	
30000 < 35000	130.2	6.2	3.8	3.7	9.6	7.6	7.5	21.7	41.6	136.5	123.4	121.1	3.2	0.0	4.0	25.0	21.5	2.1	0.6	23.1	
35000 < 40000	127.7	6.5	4.2	3.7	13.2	10.1	11.3	24.4	34.3	133.7	120.3	118.1	3.3	0.0	4.1	23.6	20.1	2.0	0.6	21.6	
40000 < 50000	230.4	13.8	9.4	7.6	23.8	17.8	20.7	24.4	40.8	241.3	207.9	204.1	6.6	0.0	8.1	51.0	42.8	4.2	1.2	45.9	
50000 < 75000	366.3	26.7	19.2	14.1	38.8	26.2	33.8	4.3	33.3	382.2	318.2	311.2	11.7	0.0	14.6	89.1	76.3	7.7	2.3	81.6	
75000 < 100000	71.6	6.1	4.5	3.1	7.8	5.3	6.8	0.1	3.4	74.8	61.4	59.9	2.6	0.0	3.2	18.0	15.6	1.7	0.6	16.8	
100000 < 150000	65.2	6.0	4.5	3.1	7.4	5.0	6.6	0.1	1.8	68.1	55.5	54.1	2.5	0.0	3.1	16.8	14.7	1.7	0.5	15.7	
150000 < 200000	202.9	13.4	9.3	7.6	25.5	17.3	22.5	0.2	2.7	208.0	162.3	159.8	5.5	0.0	7.4	57.4	50.1	5.1	1.6	53.4	
200000 < 250000	360.8	47.5	36.4	24.0	47.8	30.1	42.5	0.1	1.9	377.8	234.8	224.3	16.9	0.0	20.2	161.7	150.4	14.5	5.2	159.1	
250000 < 300000	179.3	31.8	24.5	16.5	25.3	15.0	22.4	0.0	0.4	188.7	103.4	95.2	11.3	0.0	12.8	93.2	89.2	9.2	4.2	94.6	
300000 < 350000	194.9	63.9	48.7	36.2	24.4	14.7	21.8	0.0	0.4	213.1	116.0	95.2	24.8	0.0	26.2	107.7	108.6	14.1	11.7	119.3	
350000 < 400000	28.2	19.1	14.8	12.2	2.7	1.9	2.5	0.0	0.0	34.6	20.7	12.9	9.1	0.0	9.2	15.8	17.3	3.4	4.7	21.2	
400000 < 450000	5.9	5.4	4.2	3.5	0.5	0.4	0.5	0.0	0.0	7.8	4.4	2.2	2.6	0.0	2.6	3.7	4.2	1.0	1.6	5.4	
450000 < 500000	2.2	2.3	1.8	1.6	0.2	0.1	0.1	0.0	0.0	3.0	1.8	0.8	1.2	0.0	1.2	1.3	1.5	0.4	0.7	2.1	
500000 < 550000	2.9	3.2	2.6	2.4	0.3	0.2	0.3	0.0	0.0	4.1	2.8	1.1	1.9	0.0	1.9	1.4	1.8	0.5	1.2	2.8	
550000 < 600000	0.6	0.7	0.6	0.6	0.1	0.0	0.1	0.0	0.0	0.9	0.6	0.2	0.5	0.0	0.5	0.2	0.3	0.1</			

Statistics of Income 2015: New Jersey Income Tax Returns for 2013

Table 3.22a Tax Payments by Taxable Income Level: Full-year Residents (Amounts, 000\$)

New Jersey Taxable Income Level	Withholdings	Estimated Payments and Credits	Estimated Payments	Prior Year's Credit	Excess Contributions				Earned Income Credit	Property Tax Credit	Total Payments			Credit Forward	Check-off Donations	Total Deductions		Final Payments	Invoice Payments	Other Direct Payments	Direct Payments
					Unemployment Insurance	Disability Insurance	Family Leave Insurance	Overpayments			Refunds	Overpayment	Underpayment								
Nontaxable																					
= 0	15,055.2	6,297.7	16,540.4	4,057.2	1.7	1.4	0.3	5,590.8	4,912.3	31,859.4	31,842.3	27,527.7	2,721.9	23.1	2,745.0	15.5	1,020.7	46.5	452.3	1,542.6	
0 < 5000	20,925.2	1,787.0	932.5	1,082.8	0.2	0.3	0.1	24,204.0	1,528.3	48,445.0	48,178.8	46,839.6	866.1	19.5	885.6	8.7	344.7	25.8	120.8	510.8	
5000 < 10000	27,373.7	920.8	447.8	598.6	0.2	0.1	0.0	65,373.8	105.7	93,774.3	92,680.6	91,932.3	526.0	18.7	544.8	4.9	176.3	25.4	55.3	275.8	
10000 < 15000	19,895.7	604.0	378.3	356.3	0.5	0.3	0.1	63,242.2	222.2	83,965.0	80,984.7	80,557.8	372.6	12.2	384.8	1.4	106.4	23.5	35.5	177.6	
15000 < 20000	19,292.9	301.3	155.2	218.2	1.4	1.0	0.3	42,738.9	989.7	63,325.4	51,613.3	51,436.8	210.6	11.4	222.0	1.0	275.0	14.4	44.3	345.1	
20000 < 25000	17,799.7	171.0	60.0	127.5	3.4	2.7	0.8	28,202.1	1,073.1	47,252.7	32,079.2	32,068.2	129.3	4.9	134.3	0.8	37.4	9.4	14.8	66.5	
25000 < 30000	9,154.4	170.6	47.2	132.2	9.2	6.4	1.9	11,594.9	521.5	21,458.9	13,372.6	13,395.5	75.0	2.3	77.3	0.9	65.6	4.8	54.6	127.4	
30000 < 35000	2,217.2	39.2	16.8	26.5	4.1	2.9	0.8	2,485.7	172.2	4,922.0	2,981.0	3,037.2	22.9	0.5	23.4	1.7	17.9	2.1	4.2	24.7	
35000 < 40000	490.5	45.1	35.2	27.8	1.0	0.7	0.2	423.2	69.2	1,029.9	743.0	836.9	21.4	0.3	21.7	0.9	20.2	2.3	4.2	27.0	
40000 < 50000	684.8	112.9	68.9	59.1	0.5	0.3	0.1	247.6	84.0	1,130.3	946.5	1,123.0	78.7	0.8	79.5	2.5	56.6	2.3	3.6	63.2	
50000 < 70000	1,590.2	145.7	69.7	98.9	0.7	0.5	0.1	44.6	62.8	1,844.6	1,797.2	2,194.6	60.5	3.9	64.4	4.8	237.2	11.4	8.8	261.3	
70000 < 75000	421.8	32.9	24.2	19.7	0.0	0.0	0.0	0.7	7.5	462.9	461.0	529.7	12.8	0.5	13.3	1.8	75.9	2.8	1.2	80.4	
75000 < 80000	387.7	47.8	41.8	31.8	0.2	0.1	0.0	0.3	4.8	440.8	440.0	505.7	17.4	0.6	18.0	1.0	79.6	3.9	3.0	87.0	
80000 < 100000	1,395.4	263.3	168.2	118.5	0.5	0.3	0.1	26.0	10.4	1,695.9	1,689.6	1,805.0	64.5	2.6	67.1	6.6	379.6	17.7	14.4	414.3	
100000 < 150000	2,817.1	537.7	276.7	335.8	0.8	0.4	0.1	5.1	6.8	3,368.1	3,352.5	3,223.8	188.1	3.9	192.1	14.6	1,052.3	37.6	85.4	1,179.2	
150000 < 200000	1,121.6	418.1	241.2	224.9	0.3	0.3	0.1	0.0	1.6	1,541.9	1,538.9	1,309.7	136.7	1.4	138.1	11.6	850.1	33.2	47.4	932.2	
200000 < 500000	2,087.3	1,630.7	957.4	810.6	0.0	0.0	0.0	0.0	1.0	3,719.0	3,709.6	2,735.7	633.9	4.4	638.3	19.7	1,413.0	39.2	140.5	1,597.1	
500000 < 1000000	589.4	733.2	440.2	363.8	0.0	0.0	0.0	0.0	0.0	1,322.5	1,317.1	882.8	311.0	0.6	311.6	4.7	216.9	11.6	124.4	353.5	
1000000 < 15000000	91.9	107.4	48.2	67.9	0.0	0.0	0.0	0.0	0.0	199.3	198.8	144.4	69.2	0.0	69.2	1.1	2.9	0.2	4.1	7.3	
1500000 < 20000000	1.1	85.1	86.0	36.6	0.0	0.0	0.0	0.0	0.0	86.2	86.2	73.6	11.7	0.0	11.7	0.0	25.0	0.1	1.0	26.1	
2000000 < 50000000	54.5	362.0	222.6	153.0	0.0	0.0	0.0	0.0	0.0	416.5	416.5	139.2	55.8	0.1	55.9	0.5	20.4	0.0	15.9	36.4	
5000000 < 100000000	0.0	116.1	55.3	60.7	0.0	0.0	0.0	0.0	0.0	116.1	116.1	93.6	22.4	0.0	22.4	0.0	2.0	0.1	25.0	27.1	
At least 100000000	0.0	40.9	25.0	15.9	0.0	0.0	0.0	0.0	0.0	40.9	40.9	36.0	5.0	0.0	5.0	0.0	0.0	0.0	25.0	25.0	
Total	143,447.1	14,970.6	21,338.7	9,024.3	24.5	17.6	5.1	244,179.7	9,772.9	412,417.6	370,586.4	362,428.9	6,613.9	111.7	6,725.5	104.7	6,475.8	314.4	1,285.6	8,187.5	
Taxable																					
=0	0.0	0.0	0.0	0.0	0.0	0.0	0.0	0.0	0.0	0.0	0.0	0.0	0.0	0.0	0.0	0.0	0.0	0.0	0.0	0.0	0.0
0 < 5000	4,828.3	1,281.0	699.4	744.3	0.4	0.3	0.1	14.4	53.8	6,178.1	5,609.0	5,000.2	589.2	5.2	594.4	354.9	402.3	26.7	79.8	514.0	
5000 < 10000	14,104.4	2,496.5	1,376.1	1,359.0	0.8	0.6	0.2	579.6	692.3	17,874.5	11,188.0	10,315.7	1,012.3	41.7	1,054.0	1,917.0	1,966.7	123.3	132.0	2,263.8	
10000 < 15000	36,691.6	3,480.8	2,015.6	1,836.6	2.4	2.1	0.6	701.4	1,729.2	42,608.2	18,248.0	17,463.3	1,211.9	16.1	1,228.0	4,594.2	4,370.6	305.5	237.5	4,929.7	
15000 < 20000	49,494.5	4,068.0	3,197.1	1,833.9	7.1	4.1	1.6	269.4	2,040.0	55,884.7	22,244.0	21,470.6	1,390.6	20.4	1,411.0	5,438.5	5,368.0	372.3	275.9	6,036.6	
20000 < 25000	62,985.6	4,774.3	3,365.3	2,163.4	21.5	14.7	4.7	1,563.7	1,989.0	71,353.5	27,640.0	26,731.7	1,550.6	20.7	1,571.3	5,748.3	5,446.9	414.7	368.6	6,250.9	
25000 < 30000	81,181.1	5,563.2	3,894.3	2,326.7	74.8	51.3	15.8	6,077.0	2,117.2	95,080.4	36,567.3	35,788.4	1,706.0	20.9	1,726.9	8,019.8	5,420.9	419.6	418.8	6,280.1	
30000 < 35000	99,053.0	6,276.4	4,667.5	2,485.1	262.0	176.6	55.5	5,857.0	2,111.7	113,792.2	42,867.4	41,450.7	1,961.1	23.3	1,984.4	5,818.6	5,558.4	420.5	429.3	6,431.4	
35000 < 40000	111,708.0	6,989.5	4,831.8	2,863.6	414.2	267.7	88.1	2,521.1	1,374.7	123,363.2	44,532.1	43,033.4	1,999.7	23.4	2,023.2	6,256.5	6,033.6	468.9	527.0	7,053.0	
40000 < 50000	257,295.8	15,052.8	10,834.4	5,652.8	956.6	599.3	207.3	854.6	1,653.6	276,620.2	90,542.6	87,890.7	4,072.8	44.2	4,117.0	15,234.2	14,409.1	1,143.3	975.7	16,572.3	
50000 < 70000	590,216.1	30,824.5	23,347.5	10,638.1	1,854.7	1,101.4	402.2	268.2	1,103.5	625,770.7	182,828.9	177,039.4	7,594.4	77.1	7,671.4	35,579.3	32,601.4	2,481.2	2,254.7	37,414.3	
70000 < 75000	142,061.1	6,614.1	4,670.5	2,505.9	407.7	247.1	89.3	29.1	85.5	149,533.9	42,349.3	41,110.1	1,605.0	17.9	1,622.9	8,316.9	7,656.1	581.4	627.2	8,882.6	
75000 < 80000	140,342.3	7,112.6	5,097.6	2,606.3	400.1	241.5	88.3	21.2	57.4	148,263.5	40,988.2	39,661.8	2,262.4	15.6	2,278.1	8,219.0	7,666.2	567.5	714.7	8,964.0	
80000 < 100000	571,788.5	39,900.3	29,757.4	13,505.8	1,468.5	857.8	320.1	43.8	92.3	614,471.2	143,537.9	137,251.5	8,284.9	75.3	8,360.3	47,932.1	44,877.9	2,914.0	3,195.8	51,062.9	
100000 < 150000	1,260,770.4	122,012.0	92,934.8	37,604.1	2,751.7	1,508.8	606.2	38.0	79.1	1,387,766.2	225,261.0	207,404.2	20,932.7	115.3	21,047.9	145,703.0	138,183.9	8,034.5	10,661.7	156,995.5	
150000 < 200000	891,209.8	119,263.2	88,353.0	37,780.5	1,555.3	815.6	340.2	13.1	19.7	1,013,217.1	125,273.9	106,720.8	19,991.7	53.7	20,045.4	117,895.7	116,673.5	6,382.5	11,944.7	135,054.4	
200000 < 500000	1,761,241.8	501,573.0	357,190.3	164,855.5	1,812.1	956.9	398.8	13.7	17.6	2,266,013.9	298,708.1	218,323.3	81,623.3	95.0	81,718.3	259,742.6	280,739.4	14,178.0	59,118.1	354,130.6	
500000 < 1000000	689,437.5	453,464.2	303,382.5	160,032.0	278.9	173.9	64.1	1.3	1.3	1,143,421.1	164,637.6	82,890.6	82,396.7	17.4	82,414.1	127,578.4	158,321.9	6,505.9	64,219.9	229,065.1	
1000000 < 1500000	256,917.6	259,414.2	173,684.4	90,219.4	54.4	35.5	12.8	1.1	0.2	516,435.7	68,040.2	24,555.7	42,141.2	4.4	42,145.6	62,201.3	78,929.7	2,619.2	38,456.4	120,007.9	
1500000 < 2000000	133,458.4	184,153.2	116,296.9	71,149.0	21.1	15.2	4.8	0.0	0.2	317,652.8	46,265.5	12,846.6	33,501.7	2.9	33,504.6	33,315.3	45,634.5	1,306.2	31,555.6	78,499.2	
2000000 < 5000000	289,624.0	481,174.5	307,606.8	180,251.4	35.7	25.3	8.3	0.0	0.0	770,867.8	120,234.1	30,632.2	89,756.0	5.0	89,760.9	56,738.5	86,274.5	2,762.0	77,953.2	166,994.7	
5000000 < 10000000	116,728.8	290,448.1	174,393.6	117,817.9	7.7	5.4	1.7	0.0	0.1	407,191.8	66,711.0	12,519.6	54,346.1	2.0	54,348.1	21,824					

Statistics of Income 2015: New Jersey Income Tax Returns to 2013

Table 3.22b Tax Payments by Taxable Income Level: Full-year Residents (Returns, 000s)

New Jersey Taxable Income Level	Withholdings	Estimated Payments and Credits	Estimated Payments	Prior Year's Credit	Excess Contributions			Earned Income Credit	Property Tax Credit	Total Payments and Credits			Refunds	Credit Forward	Check-off Donations	Total Deductions from		Final Underpayment Payments	Invoice Payments	Other Direct Payments	Direct Payments
					Unemployment Insurance	Disability Insurance	Family Leave Insurance			Overpayments	Overpayments	Overpayment				Underpayment					
Nontaxable																					
= 0	85.3	6.9	2.8	5.1	0.0	0.0	0.0	25.9	98.8	162.9	162.8	137.3	3.9	0.0	0.0	4.7	0.2	1.7	0.2	0.4	2.3
0 < 5000	262.8	3.5	1.2	2.7	0.0	0.0	0.0	86.2	30.7	292.1	292.0	286.8	2.8	0.0	0.0	3.9	0.1	2.6	0.2	0.2	3.0
5000 < 10000	202.6	2.0	0.6	1.6	0.0	0.0	0.0	123.3	2.1	233.9	233.9	232.8	1.7	0.0	0.0	2.5	0.1	1.5	0.2	0.2	1.9
10000 < 15000	83.0	0.8	0.3	0.6	0.0	0.0	0.0	81.6	4.5	100.9	100.9	100.7	0.5	0.0	0.0	0.9	0.0	0.4	0.1	0.1	0.6
15000 < 20000	60.3	0.5	0.2	0.4	0.1	0.1	0.1	61.4	19.8	68.5	68.5	68.4	0.4	0.0	0.0	0.6	0.0	0.4	0.1	0.0	0.5
20000 < 25000	44.0	0.3	0.1	0.3	0.3	0.3	0.3	48.0	21.5	49.3	49.3	49.4	0.3	0.0	0.0	0.5	0.0	0.3	0.1	0.0	0.4
25000 < 30000	18.9	0.2	0.1	0.1	0.8	0.7	0.7	21.0	10.4	22.4	22.4	22.9	0.1	0.0	0.0	0.2	0.0	0.2	0.0	0.0	0.3
30000 < 35000	4.4	0.1	0.0	0.1	0.2	0.2	0.2	5.1	3.5	6.8	6.8	7.8	0.1	0.0	0.0	0.1	0.0	0.2	0.0	0.0	0.2
35000 < 40000	1.3	0.1	0.0	0.1	0.0	0.0	0.0	1.0	1.4	2.7	2.7	4.6	0.1	0.0	0.0	0.1	0.0	0.3	0.0	0.0	0.3
40000 < 50000	1.9	0.1	0.0	0.1	0.0	0.0	0.0	0.5	1.7	3.5	3.5	8.3	0.1	0.0	0.0	0.1	0.0	0.9	0.1	0.0	1.0
50000 < 70000	3.9	0.3	0.1	0.2	0.0	0.0	0.0	0.1	1.3	5.2	5.2	14.7	0.2	0.0	0.0	0.3	0.1	3.0	0.1	0.0	3.1
70000 < 75000	0.9	0.1	0.0	0.1	0.0	0.0	0.0	0.0	0.2	1.1	1.1	3.2	0.0	0.0	0.0	0.1	0.0	0.9	0.0	0.0	0.9
75000 < 80000	0.8	0.1	0.0	0.1	0.0	0.0	0.0	0.0	0.1	1.0	1.0	2.8	0.1	0.0	0.0	0.1	0.0	0.9	0.0	0.0	1.0
80000 < 100000	2.6	0.3	0.1	0.2	0.0	0.0	0.0	0.0	0.2	3.1	3.1	8.4	0.2	0.0	0.0	0.2	0.1	3.7	0.2	0.0	3.8
100000 < 150000	4.3	0.6	0.2	0.5	0.0	0.0	0.0	0.0	0.1	4.9	4.9	10.4	0.3	0.0	0.0	0.4	0.2	6.9	0.3	0.1	7.2
150000 < 200000	1.8	0.5	0.2	0.3	0.0	0.0	0.0	0.0	0.0	2.2	2.2	3.7	0.2	0.0	0.0	0.3	0.2	4.0	0.2	0.1	4.1
200000 < 500000	2.3	0.9	0.4	0.6	0.0	0.0	0.0	0.0	0.0	3.0	3.0	3.8	0.4	0.0	0.0	0.5	0.4	5.2	0.2	0.2	5.4
500000 < 1000000	0.3	0.2	0.1	0.2	0.0	0.0	0.0	0.0	0.0	0.5	0.5	0.4	0.1	0.0	0.0	0.1	0.1	0.6	0.1	0.0	0.6
1000000 < 1500000	0.0	0.0	0.0	0.0	0.0	0.0	0.0	0.0	0.0	0.0	0.0	0.0	0.0	0.0	0.0	0.0	0.0	0.0	0.0	0.0	0.0
1500000 < 2000000	0.0	0.0	0.0	0.0	0.0	0.0	0.0	0.0	0.0	0.0	0.0	0.0	0.0	0.0	0.0	0.0	0.0	0.0	0.0	0.0	0.0
2000000 < 5000000	0.0	0.0	0.0	0.0	0.0	0.0	0.0	0.0	0.0	0.0	0.0	0.0	0.0	0.0	0.0	0.0	0.0	0.0	0.0	0.0	0.0
5000000 < 10000000	0.0	0.0	0.0	0.0	0.0	0.0	0.0	0.0	0.0	0.0	0.0	0.0	0.0	0.0	0.0	0.0	0.0	0.0	0.0	0.0	0.0
At least 10000000	0.0	0.0	0.0	0.0	0.0	0.0	0.0	0.0	0.0	0.0	0.0	0.0	0.0	0.0	0.0	0.0	0.0	0.0	0.0	0.0	0.0
Total	781.4	17.3	6.7	13.0	1.7	1.4	1.4	454.0	196.1	964.0	963.8	966.6	11.5	0.0	0.0	15.7	1.6	33.5	2.3	1.5	36.5
Taxable																					
= 0	0.0	0.0	0.0	0.0	0.0	0.0	0.0	0.0	0.0	0.0	0.0	0.0	0.0	0.0	0.0	0.0	0.0	0.0	0.0	0.0	0.0
0 < 5000	11.9	2.3	1.1	1.6	0.0	0.0	0.0	0.5	1.1	14.3	13.3	12.5	1.3	0.0	0.0	1.5	10.1	9.2	0.4	0.2	9.7
5000 < 10000	53.3	4.1	2.1	2.7	0.1	0.0	0.0	11.2	14.0	61.0	51.1	49.3	2.4	0.0	0.0	2.8	23.2	21.0	1.5	0.4	22.3
10000 < 15000	141.8	6.2	3.1	4.2	0.1	0.1	0.1	24.1	34.9	152.5	129.6	126.4	3.8	0.0	0.0	4.6	40.8	35.6	3.0	0.8	38.0
15000 < 20000	139.5	6.9	3.9	4.2	0.4	0.3	0.3	2.5	41.2	147.8	128.5	125.4	3.9	0.0	0.0	4.7	34.9	30.1	2.6	0.8	32.2
20000 < 25000	137.0	7.2	4.3	4.4	1.2	1.0	1.0	7.4	40.1	144.5	127.5	124.5	3.9	0.0	0.0	4.7	29.8	25.5	2.4	0.8	27.4
25000 < 30000	143.3	7.7	5.1	4.3	4.5	3.7	3.7	25.0	42.6	150.6	135.0	132.0	4.0	0.0	0.0	4.9	25.6	21.7	2.3	0.7	23.5
30000 < 35000	143.5	7.6	5.3	4.2	14.7	11.4	12.2	28.4	42.5	150.3	135.5	132.6	3.9	0.0	0.0	4.8	23.2	19.8	2.1	0.7	21.4
35000 < 40000	131.6	7.5	5.2	4.1	14.4	10.9	12.4	15.9	27.6	137.2	122.2	119.8	3.5	0.0	0.0	4.4	23.0	19.4	2.0	0.7	20.9
40000 < 50000	225.9	14.1	10.1	7.6	24.6	18.0	21.5	6.1	33.1	234.7	198.1	194.6	6.3	0.0	0.0	7.9	50.5	42.1	4.4	1.2	45.3
50000 < 70000	342.3	22.2	16.1	11.7	38.9	25.8	34.0	0.9	22.1	353.4	292.2	287.2	9.2	0.0	0.0	11.9	81.4	69.3	7.3	2.2	74.0
70000 < 75000	63.7	4.0	2.8	2.2	7.6	5.2	6.7	0.1	1.7	65.4	53.4	52.6	1.6	0.0	0.0	2.1	15.8	13.6	1.5	0.5	14.6
75000 < 80000	58.4	4.0	2.9	2.2	7.2	5.0	6.4	0.1	1.2	60.0	47.7	46.9	1.7	0.0	0.0	2.2	15.7	13.6	1.4	0.5	14.6
80000 < 100000	202.3	19.3	14.6	10.0	25.7	16.9	22.7	0.1	1.9	209.6	146.9	143.3	7.1	0.0	0.0	9.1	74.5	66.9	6.4	2.1	71.0
100000 < 150000	316.0	42.4	32.6	21.6	43.1	26.6	38.5	0.1	1.6	329.7	195.9	186.5	14.7	0.0	0.0	17.6	149.3	139.3	13.4	5.1	147.2
150000 < 200000	149.3	28.0	21.5	14.6	21.1	12.3	18.6	0.0	0.4	157.1	83.5	76.4	9.9	0.0	0.0	11.1	80.4	77.2	8.0	4.1	82.0
200000 < 500000	164.7	56.4	43.1	32.2	20.1	12.1	17.9	0.0	0.4	180.5	98.9	80.3	22.1	0.0	0.0	23.2	91.0	92.2	12.3	10.5	101.7
500000 < 1000000	26.1	17.8	13.8	11.3	2.5	1.8	2.3	0.0	0.0	32.0	19.0	11.7	8.4	0.0	0.0	8.5	14.7	16.2	3.2	4.5	19.8
1000000 < 1500000	5.6	5.1	4.0	3.3	0.5	0.4	0.5	0.0	0.0	7.4	4.2	2.0	2.5	0.0	0.0	2.5	3.5	4.0	0.9	1.5	5.1
1500000 < 2000000	2.1	2.2	1.8	1.5	0.2	0.1	0.1	0.0	0.0	2.9	1.8	0.7	1.2	0.0	0.0	1.2	1.3	1.5	0.4	0.7	2.0
2000000 < 5000000	2.8	3.2	2.5	2.3	0.3	0.2	0.2	0.0	0.0	4.0	2.7	1.1	1.9	0.0	0.0	1.9	1.4	1.8	0.4	1.1	2.7
5000000 < 10000000	0.6	0.7	0.6	0.6	0.1	0.0	0.0	0.0	0.0	0.8	0.6	0.2	0.5	0.0	0.0	0.5	0.2	0.3	0.1	0.3	0.6
At least 10000000	0.3	0.4	0.4	0.3	0.0	0.0	0.0	0.0	0.0	0.4	0.4	0.1	0.3	0.0	0.0	0.3	0.1	0.1	0.0	0.2	0.3
Total	2,461.9	269.2	196.7	151.2	227.3	151.8	199.3	122.4	306.5	2,596.3	1,987.8	1,906.0	114.3	0.0	0.0	132.3	790.6	720.4	75.9	39.6	776.3
Total	3,243.3	286.6	203.4	164.3	229.0	153.2	200.6	576.4	502.6	3,560.3	2,951.5	2,872.6	125.8	0.0	0.0	148.0	792.2	753.9	78.2	41.1	812.8

Statistics of Income 2015: New Jersey Income Tax Returns to 2013

Table 3.23a Tax Payments by Gross Income Percentile Level: Full-year Residents (Amounts, 000\$)

New Jersey Gross Income Percentil	Withholdings	Estimated Payments and Credits	Estimated Payments	Prior Year's Credit	Excess Contributions				Earned Income Credit	Property Tax Credit	Total Payments and Credits	Overpayments	Refunds	Credit Forward	Check-off Donations	Total Deductions from		Final Payments	Invoice Payments	Other Direct Payments	Total Direct Payments
					Unemployment Insurance	Disability Insurance	Family Leave Insurance	Overpayments								Overpayments	Underpayment				
< 4,155 < 10.0	12,276.8	3,024.4	15,064.6	2,028.8	0.5	0.7	0.2	5,052.8	4,023.1	24,378.5	24,363.8	21,406.1	1,288.2	16.0	1,304.2	18.6	755.2	46.2	299.9	1,117.3	
4,155 < 10,839 10.0 < 20.0	36,244.5	2,082.7	907.7	1,422.0	0.0	0.0	0.0	44,228.4	1,745.3	84,300.9	81,099.8	79,511.4	1,019.9	27.7	1,047.7	421.3	730.5	65.9	175.7	999.9	
10,839 < 14,527 20.0 < 25.0	30,493.1	1,786.6	823.7	1,150.0	0.0	0.0	0.0	44,044.5	1,612.3	77,936.5	63,019.9	62,560.2	695.2	17.3	712.5	2,012.7	2,065.2	163.3	132.2	2,378.0	
14,527 < 18,462 25.0 < 30.0	40,955.0	1,923.4	1,160.2	1,092.6	0.0	0.0	0.0	49,665.9	1,516.3	94,060.6	75,842.1	75,308.0	834.3	20.8	855.1	2,458.2	2,421.0	189.2	169.0	2,800.0	
18,462 < 27,951 30.0 < 40.0	125,760.5	5,755.8	3,929.6	3,118.7	0.1	0.0	0.0	74,000.2	5,854.9	211,371.5	125,198.9	124,114.2	2,318.7	79.8	2,398.5	8,331.9	8,237.4	601.3	453.0	9,371.6	
27,951 < 39,753 40.0 < 50.0	204,699.2	10,218.2	6,707.0	4,733.1	373.4	247.3	78.1	38,435.8	5,626.7	259,678.7	111,597.5	110,117.3	3,373.2	56.8	3,430.0	11,746.6	11,013.9	865.6	770.5	12,706.9	
39,753 < 55,081 50.0 < 60.0	349,745.1	17,950.5	13,212.4	7,055.8	1,277.7	799.8	275.8	6,865.1	3,021.8	379,935.9	128,244.0	125,532.3	5,212.9	67.8	5,280.6	23,225.3	19,605.1	1,460.4	1,275.1	22,408.4	
55,081 < 75,906 60.0 < 70.0	574,925.9	32,602.7	24,353.1	11,595.7	1,745.2	1,042.8	378.6	498.3	1,211.0	612,404.5	185,912.1	179,767.6	8,416.5	86.9	8,503.4	35,631.6	33,244.3	2,459.0	2,186.8	37,977.1	
75,906 < 91,056 70.0 < 75.0	396,154.5	20,400.2	14,783.6	7,623.2	1,116.1	675.8	243.8	95.7	182.6	418,868.7	120,277.8	116,676.4	5,001.6	51.6	5,053.1	23,590.3	21,992.2	1,669.7	1,787.5	25,501.0	
91,056 < 109,845 75.0 < 80.0	492,833.2	29,943.4	22,209.1	10,267.3	1,270.9	747.5	277.9	64.9	78.2	525,216.0	126,253.0	121,751.4	6,862.5	64.7	6,927.2	40,158.8	37,380.9	2,390.5	2,430.2	42,266.2	
109,845 < 168,128 80.0 < 90.0	1,393,198.6	138,481.9	105,139.5	43,282.7	3,033.3	1,659.5	667.6	58.8	83.5	1,537,183.1	260,778.9	239,022.5	24,966.1	137.1	25,103.1	161,975.4	154,939.5	8,971.8	11,725.2	175,773.6	
168,128 < 240,365 90.0 < 95.0	1,120,441.5	166,855.8	122,721.7	53,466.1	1,864.7	970.0	406.8	21.6	21.7	1,290,582.1	159,481.4	132,686.6	27,967.9	70.2	28,038.2	152,098.8	153,670.6	8,201.2	16,965.9	178,907.8	
240,365 < 596,038 95.0 < 99.5	1,615,015.6	540,596.8	381,034.0	180,003.9	1,420.7	773.4	315.6	12.1	12.6	2,158,146.9	303,349.6	213,213.3	90,554.2	84.1	90,638.3	241,257.1	269,742.8	13,542.3	65,150.9	348,520.1	
596,038 < 898,540 99.0 < 99.5	413,905.6	277,740.5	186,184.5	97,295.8	157.6	99.5	36.6	1.2	0.6	691,941.5	98,213.7	49,487.3	49,379.8	11.1	49,390.9	79,340.3	97,024.0	3,833.4	39,296.4	140,164.8	
898,540 < 2,465,441 at least 99.9	567,066.4	653,812.7	426,451.8	238,567.8	119.0	78.9	27.3	2.4	0.5	1,221,107.1	173,425.9	58,589.2	115,550.9	11.1	115,562.1	135,245.8	177,682.3	5,926.4	102,364.9	285,984.8	
At least 2,465,441 at least 99.9	494,393.9	1,470,695.3	937,801.9	543,563.3	37.3	26.8	8.5	0.0	0.2	1,965,162.0	306,356.0	52,992.3	253,993.9	6.4	254,000.2	96,746.3	163,830.0	3,060.2	253,368.4	420,265.0	
Total	7,868,109.6	3,373,870.8	2,262,484.2	1,206,266.8	12,416.5	7,122.2	2,716.7	263,047.4	24,991.2	11,552,274.5	2,343,414.5	1,760,716.0	597,435.7	809.3	598,245.1	1,014,258.9	1,154,335.0	53,446.6	498,551.5	1,707,142.5	

Statistics of Income 2015: New Jersey Income Tax Returns fo 2013

Table 3.23b Tax Payments by Gross Income Percentile Level: Full-year Residents (Returns, 000s)

New Jersey Gross Income Percen	Withholdings	Estimated Payments and Credits	Estimated Payments	Prior Year Credits	Excess Contributions				Earned Income Credit	Property Tax Credit	Total Payments and Credits		Refunds	Credit Forward	Check-off Donations	Total Deductions from		Final Payments	Invoice Payments	Other Direct Payments	Total Direct Payments
					Unemployment Insurance	Disability Insurance	Family Leave Insurance	Overpayments			Overpayment	Underpayment									
< 4,155	< 10.0	192.9	4.0	1.4	3.1	0.0	0.0	0.0	46.0	80.9	262.4	262.4	238.7	2.7	0.0	3.6	0.2	2.3	0.3	0.3	2.8
,155 < 10,839	10.0 < 20.0	307.3	4.3	1.4	3.3	0.0	0.0	0.0	138.4	35.0	351.4	347.3	340.9	3.3	0.0	4.7	6.7	7.9	0.7	0.4	8.8
,839 < 14,527	20.0 < 25.0	157.3	3.4	1.3	2.6	0.0	0.0	0.0	86.2	32.5	182.3	166.7	164.4	2.5	0.0	3.2	25.5	21.9	1.8	0.5	23.5
,527 < 18,462	25.0 < 30.0	160.0	3.9	1.7	2.8	0.0	0.0	0.0	63.7	30.6	181.3	168.4	166.3	2.6	0.0	3.4	23.8	20.6	1.6	0.6	22.1
,462 < 27,951	30.0 < 40.0	338.2	10.8	5.4	7.2	0.0	0.0	0.0	109.6	117.8	367.8	338.7	334.2	6.5	0.0	8.3	57.9	50.2	4.2	1.2	53.6
,951 < 39,753	40.0 < 50.0	346.7	15.7	9.5	9.4	23.6	18.4	19.4	97.8	113.2	371.6	340.2	335.9	8.4	0.0	10.5	58.5	50.4	4.8	1.5	54.3
,753 < 55,081	50.0 < 60.0	347.3	21.7	14.9	12.0	35.6	26.2	31.0	32.5	60.6	367.3	315.8	315.9	10.3	0.0	12.8	77.3	66.0	6.4	1.9	70.8
,081 < 75,906	60.0 < 70.0	348.7	27.2	19.7	14.4	36.9	24.6	32.2	1.7	24.3	365.4	303.2	306.0	11.9	0.0	14.7	85.1	76.1	7.8	2.4	81.3
,906 < 91,056	70.0 < 75.0	175.5	13.2	9.4	7.3	20.6	14.2	18.2	0.2	3.7	181.7	146.8	149.7	5.6	0.0	7.1	45.3	42.0	4.4	1.4	44.9
,56 < 109,845	75.0 < 80.0	176.6	16.2	11.9	8.5	22.4	14.7	19.8	0.1	1.6	183.1	130.6	132.2	6.1	0.0	7.9	62.4	59.5	5.6	1.8	63.0
,345 < 168,128	80.0 < 90.0	354.3	50.7	38.7	26.0	47.7	29.4	42.5	0.1	1.7	371.8	223.5	217.6	18.1	0.0	21.4	165.4	162.7	15.5	5.9	171.9
,128 < 240,365	90.0 < 95.0	176.3	37.4	28.4	19.9	24.4	14.2	21.5	0.0	0.4	187.2	99.8	91.0	13.5	0.0	15.0	95.5	97.3	10.1	5.6	103.7
,365 < 596,038	95.0 < 99.0	132.7	53.0	40.3	31.1	15.1	9.4	13.6	0.0	0.3	148.6	85.3	67.6	21.6	0.0	22.5	71.4	77.4	10.9	10.4	86.6
,138 < 898,540	99.0 < 99.5	15.2	10.8	8.3	7.0	1.4	1.0	1.3	0.0	0.0	18.9	11.2	6.8	5.2	0.0	5.3	8.8	9.9	1.9	2.8	12.1
0 < 2,465,441	99.5 < 99.9	11.6	10.8	8.6	7.2	1.0	0.7	0.9	0.0	0.0	15.4	9.0	4.3	5.5	0.0	5.5	7.1	8.1	1.9	3.3	10.7
ast 2,465,441	at least 99.9	2.7	3.3	2.7	2.5	0.3	0.2	0.2	0.0	0.0	3.9	2.8	1.0	2.1	0.0	2.1	1.2	1.6	0.4	1.3	2.7
Total		3,243.3	286.6	203.4	164.3	229.0	153.2	200.6	576.4	502.6	3,560.3	2,951.5	2,872.6	125.8	0.0	148.0	792.2	753.9	78.2	41.1	812.8

Statistics of Income 2015: New Jersey Income Tax Returns for 2013

Table 4.1 Sources of Income: Full-year Resident Returns 2012-2013 Comparison

Income Source	Number of Returns			Amounts (\$000)			Percent of Gross Income		
	2013	2012	Percent Change	2013	2012	Percent Change	2013	2012	Change
Employee Compensation	3,388.9	3,345.4	1.3%	244,606,028.3	239,588,687.1	2.1%	74.5%	73.7%	0.8%
Interest	1,401.9	1,507.6	-7.0%	2,543,676.1	2,907,490.7	-12.5%	0.8%	0.9%	-0.1%
Dividends	1,035.3	1,053.3	-1.7%	6,163,705.3	6,786,922.3	-9.2%	1.9%	2.1%	-0.2%
Other Income	1,768.3	1,700.5	4.0%	81,806,439.9	82,713,399.3	-1.1%	24.9%	25.4%	-0.5%
Total Income	4,008.5	3,967.2	1.0%	335,119,849.6	331,996,499.3	0.9%	102.1%	102.1%	0.0%
Retirement Exclusion	524.7	523.1	0.3%	7,675,893.1	7,630,946.2	0.6%	2.3%	2.3%	0.0%
Gross Income	4,037.2	4,012.2	0.6%	328,219,574.6	325,165,630.1	0.9%	100.0%	100.0%	0.0%
Sources of Other Income:									
S-Corporation Income	77.3	77.2	0.2%	9,884,012.2	10,595,973.4	-6.7%	3.0%	3.3%	-0.2%
Net Profits from Business	452.8	443.0	2.2%	12,342,315.2	12,036,304.1	2.5%	3.8%	3.7%	0.1%
Net Capital Gains	596.1	502.6	18.6%	9,740,639.9	10,704,136.5	-9.0%	3.0%	3.3%	-0.3%
Pensions and Annuities	877.8	871.5	0.7%	23,830,933.5	23,342,566.5	2.1%	7.3%	7.2%	0.1%
Distributive Share of									
Partnership Income	132.0	129.0	2.3%	20,303,635.9	20,550,281.0	-1.2%	6.2%	6.3%	-0.1%
Rental Income	120.4	116.5	3.4%	1,603,858.6	1,562,840.8	2.6%	0.5%	0.5%	0.0%
Net Gambling Income	21.2	21.1	0.9%	573,232.2	309,844.4	85.0%	0.2%	0.1%	0.1%
Alimony Received	24.9	24.4	2.2%	665,499.9	624,625.2	6.5%	0.2%	0.2%	0.0%
Miscellaneous	194.0	182.5	6.3%	2,862,312.5	2,986,827.4	-4.2%	0.9%	0.9%	0.0%
Sub Total: Other Income	1,768.3	1,700.5	4.0%	81,806,439.9	82,713,399.3	-1.1%	24.9%	25.4%	-0.5%

Statistics of Income 2015: New Jersey Income Tax Returns for 2013

Table 4.2a Income Distribution: Full-year Resident Returns 2012-2013 Comparison

Gross Income Level	Number of Returns (000s)			Amounts (\$m)		
	2013	2012	% Change	2013	2012	% Change
exactly \$0	144.8	165.6	-12.5%	0.0	0.0	-
\$0 under \$5,000	310.8	317.6	-2.1%	781.2	792.8	-1.5%
\$5,000 under \$10,000	297.0	299.4	-0.8%	2,220.4	2,239.2	-0.8%
\$10,000 under \$15,000	282.2	276.2	2.2%	3,506.5	3,433.1	2.1%
\$15,000 under \$20,000	247.0	244.9	0.9%	4,299.5	4,264.7	0.8%
\$20,000 under \$25,000	216.0	212.4	1.7%	4,846.6	4,768.3	1.6%
\$25,000 under \$30,000	194.0	192.3	0.9%	5,324.8	5,280.3	0.8%
\$30,000 under \$40,000	334.1	332.6	0.4%	11,626.2	11,575.4	0.4%
\$40,000 under \$50,000	272.7	269.9	1.0%	12,223.5	12,096.8	1.0%
\$50,000 under \$75,000	512.9	508.5	0.9%	31,570.4	31,292.5	0.9%
\$75,000 under \$100,000	311.6	310.6	0.3%	26,940.0	26,857.2	0.3%
\$100,000 under \$200,000	624.7	610.1	2.4%	86,604.3	84,340.9	2.7%
\$200,000 under \$500,000	234.9	218.6	7.4%	67,046.5	62,350.4	7.5%
\$500,000 under \$1,000,000	37.6	35.5	5.9%	25,344.5	24,089.7	5.2%
\$1,000,000 under \$1,500,000	8.2	8.4	-2.8%	9,848.7	10,136.5	-2.8%
\$1,500,000 under \$2,000,000	3.1	3.2	-3.6%	5,402.0	5,575.8	-3.1%
\$2,000,000 under \$5,000,000	4.2	4.7	-8.9%	12,524.5	13,750.5	-8.9%
\$5,000,000 under \$10,000,000	0.9	1.0	-10.7%	5,921.5	6,657.5	-11.1%
at least \$10,000,000	0.5	0.6	-21.5%	12,188.4	15,664.0	-22.2%
	4,037.2	4,012.2	0.6%	328,219.6	325,165.6	0.9%

Percentage Distribution by Gross Income Level

Gross Income Level	Number of Returns			Amount		
	2013	2012	Change	2013	2012	Change
exactly \$0	3.6%	4.1%	-0.5%	0.0%	0.0%	0.0%
\$0 under \$5,000	7.7%	7.9%	-0.2%	0.2%	0.2%	0.0%
\$5,000 under \$10,000	7.4%	7.5%	-0.1%	0.7%	0.7%	0.0%
\$10,000 under \$15,000	7.0%	6.9%	0.1%	1.1%	1.1%	0.0%
\$15,000 under \$20,000	6.1%	6.1%	0.0%	1.3%	1.3%	0.0%
\$20,000 under \$25,000	5.3%	5.3%	0.1%	1.5%	1.5%	0.0%
\$25,000 under \$30,000	4.8%	4.8%	0.0%	1.6%	1.6%	0.0%
\$30,000 under \$40,000	8.3%	8.3%	0.0%	3.5%	3.6%	0.0%
\$40,000 under \$50,000	6.8%	6.7%	0.0%	3.7%	3.7%	0.0%
\$50,000 under \$75,000	12.7%	12.7%	0.0%	9.6%	9.6%	0.0%
\$75,000 under \$100,000	7.7%	7.7%	0.0%	8.2%	8.3%	-0.1%
\$100,000 under \$200,000	15.5%	15.2%	0.3%	26.4%	25.9%	0.4%
\$200,000 under \$500,000	5.8%	5.4%	0.4%	20.4%	19.2%	1.3%
\$500,000 under \$1,000,000	0.9%	0.9%	0.0%	7.7%	7.4%	0.3%
\$1,000,000 under \$1,500,000	0.2%	0.2%	0.0%	3.0%	3.1%	-0.1%
\$1,500,000 under \$2,000,000	0.1%	0.1%	0.0%	1.6%	1.7%	-0.1%
\$2,000,000 under \$5,000,000	0.1%	0.1%	0.0%	3.8%	4.2%	-0.4%
\$5,000,000 under \$10,000,000	0.0%	0.0%	0.0%	1.8%	2.0%	-0.2%
at least \$10,000,000	0.0%	0.0%	0.0%	3.7%	4.8%	-1.1%
	100.0%	100.0%	0.0%	100.0%	100.0%	0.0%

Statistics of Income 2015: New Jersey Income Tax Returns for 2013

Table 4.2b Income Distribution: Full-year Resident 2012-2013 Comparison

Gross Income Percentile		Number of Returns (000s)			Gross Income (\$m)		
		2013	2012	% Change	2013	2012	% Change
under 10.0	< 4,155	403.7	401.2	0.6%	543.4	437.2	24.3%
10.0 under 20.0	4,155 < 10,839	403.7	401.2	0.6%	3,027.7	2,796.1	8.3%
20.0 under 25.0	10,839 < 14,527	201.9	200.6	0.6%	2,559.9	2,425.3	5.6%
25.0 under 30.0	14,527 < 18,462	201.8	200.6	0.6%	3,316.5	3,179.9	4.3%
30.0 under 40.0	18,462 < 27,951	403.7	401.2	0.6%	9,302.6	8,976.3	3.6%
40.0 under 50.0	27,951 < 39,753	403.7	401.2	0.6%	13,564.7	13,160.9	3.1%
50.0 under 60.0	39,753 < 55,081	403.7	401.2	0.6%	19,008.0	18,480.3	2.9%
60.0 under 70.0	55,081 < 75,906	403.7	401.2	0.6%	26,172.4	25,471.1	2.8%
70.0 under 75.0	75,906 < 91,056	201.9	200.6	0.6%	16,763.6	16,282.8	3.0%
75.0 under 80.0	91,056 < 109,845	201.9	200.6	0.6%	20,263.4	19,647.1	3.1%
80.0 under 90.0	109,845 < 168,128	403.7	401.2	0.6%	54,518.1	52,808.4	3.2%
90.0 under 95.0	168,128 < 240,365	201.9	200.6	0.6%	40,010.0	38,665.4	3.5%
95.0 under 99.0	240,365 < 596,038	161.5	160.5	0.6%	55,632.6	54,212.2	2.6%
99.0 under 99.5	596,038 < 898,540	20.2	20.1	0.6%	14,523.7	14,729.5	-1.4%
99.5 under 99.9	898,540 < 2,465,441	16.1	16.0	0.6%	21,751.8	22,854.8	-4.8%
99.9 to 100.0	At least 2,465,441	4.0	4.0	0.6%	27,261.1	31,038.5	-12.2%
All returns		4,037.2	4,012.2	0.6%	328,219.6	325,165.6	0.9%

Percentage Distribution by Gross Income Level

Gross Income Percentile		Number of Returns			Amount		
		2013	2012	Change	2013	2012	Change
under 10.0	< 4,155	10.0%	10.0%	0.0%	0.2%	0.1%	0.0%
10.0 under 20.0	4,155 < 10,839	10.0%	10.0%	0.0%	0.9%	0.9%	0.1%
20.0 under 25.0	10,839 < 14,527	5.0%	5.0%	0.0%	0.8%	0.7%	0.0%
25.0 under 30.0	14,527 < 18,462	5.0%	5.0%	0.0%	1.0%	1.0%	0.0%
30.0 under 40.0	18,462 < 27,951	10.0%	10.0%	0.0%	2.8%	2.8%	0.1%
40.0 under 50.0	27,951 < 39,753	10.0%	10.0%	0.0%	4.1%	4.0%	0.1%
50.0 under 60.0	39,753 < 55,081	10.0%	10.0%	0.0%	5.8%	5.7%	0.1%
60.0 under 70.0	55,081 < 75,906	10.0%	10.0%	0.0%	8.0%	7.8%	0.1%
70.0 under 75.0	75,906 < 91,056	5.0%	5.0%	0.0%	5.1%	5.0%	0.1%
75.0 under 80.0	91,056 < 109,845	5.0%	5.0%	0.0%	6.2%	6.0%	0.1%
80.0 under 90.0	109,845 < 168,128	10.0%	10.0%	0.0%	16.6%	16.2%	0.4%
90.0 under 95.0	168,128 < 240,365	5.0%	5.0%	0.0%	12.2%	11.9%	0.3%
95.0 under 99.0	240,365 < 596,038	4.0%	4.0%	0.0%	16.9%	16.7%	0.3%
99.0 under 99.5	596,038 < 898,540	0.5%	0.5%	0.0%	4.4%	4.5%	-0.1%
99.5 under 99.9	898,540 < 2,465,441	0.4%	0.4%	0.0%	6.6%	7.0%	-0.4%
99.9 to 100.0	At least 2,465,441	0.1%	0.1%	0.0%	8.3%	9.5%	-1.2%
All returns		100.0%	100.0%	0.0%	100.0%	100.0%	0.0%

Statistics of Income 2015: New Jersey Income Tax Returns for 2013

Table 4.3a Net Charged Tax: Taxable Returns 2012-2013 Comparison

Gross Income Level	Number of Returns (000s)			Amount (m\$)		
	2013	2012	%Change	2013	2012	%Change
exactly \$0	-	-	-	-	-	-
\$0 under \$5,000	-	-	-	-	-	-
\$5,000 under \$10,000	-	-	-	-	-	-
\$10,000 under \$15,000	151.2	147.0	2.8%	18.7	18.2	2.7%
\$15,000 under \$20,000	128.9	126.5	1.9%	24.1	23.4	3.1%
\$20,000 under \$25,000	151.9	151.8	0.0%	35.6	35.0	1.5%
\$25,000 under \$30,000	146.5	149.2	-1.8%	42.4	42.4	0.0%
\$30,000 under \$40,000	292.3	150.6	94.1%	113.1	114.3	-1.0%
\$40,000 under \$50,000	258.9	144.6	79.1%	159.6	157.2	1.5%
\$50,000 under \$75,000	486.7	256.2	90.0%	540.1	528.1	2.3%
\$75,000 under \$100,000	291.9	401.9	-27.4%	530.4	520.5	1.9%
\$100,000 under \$200,000	593.2	78.4	656.7%	2,330.2	2,251.2	3.5%
\$200,000 under \$500,000	223.6	71.2	213.9%	2,414.8	2,234.2	8.1%
\$500,000 under \$1,000,000	36.4	218.1	-83.3%	1,142.1	1,090.5	4.7%
\$1,000,000 under \$1,500,000	8.2	388.2	-97.9%	524.3	541.9	-3.2%
\$1,500,000 under \$2,000,000	3.1	187.9	-98.3%	306.2	318.0	-3.7%
\$2,000,000 under \$5,000,000	4.2	206.6	-98.0%	717.8	802.4	-10.5%
\$5,000,000 under \$10,000,000	0.9	34.3	-97.5%	365.0	408.3	-10.6%
at least \$10,000,000	0.4	8.4	-94.7%	863.7	1,116.1	-22.6%
Total	2,778.3	2,720.9	2.1%	10,128.3	10,201.8	-0.7%

Percent Distribution by Gross Income Level

Gross Income Level	Number of Returns			Amount		
	2013	2012	Change	2013	2012	Change
exactly \$0	-	-	-	-	-	-
\$0 under \$5,000	-	-	-	-	-	-
\$5,000 under \$10,000	-	-	-	-	-	-
\$10,000 under \$15,000	5.4%	5.4%	0.0%	0.2%	0.2%	0.0%
\$15,000 under \$20,000	4.6%	4.6%	0.0%	0.2%	0.2%	0.0%
\$20,000 under \$25,000	5.5%	5.6%	-0.1%	0.4%	0.3%	0.0%
\$25,000 under \$30,000	5.3%	5.5%	-0.2%	0.4%	0.4%	0.0%
\$30,000 under \$40,000	10.5%	5.5%	5.0%	1.1%	1.1%	0.0%
\$40,000 under \$50,000	9.3%	5.3%	4.0%	1.6%	1.5%	0.0%
\$50,000 under \$75,000	17.5%	9.4%	8.1%	5.3%	5.2%	0.2%
\$75,000 under \$100,000	10.5%	14.8%	-4.3%	5.2%	5.1%	0.1%
\$100,000 under \$200,000	21.3%	2.9%	18.5%	23.0%	22.1%	0.9%
\$200,000 under \$500,000	8.0%	2.6%	5.4%	23.8%	21.9%	1.9%
\$500,000 under \$1,000,000	1.3%	8.0%	-6.7%	11.3%	10.7%	0.6%
\$1,000,000 under \$1,500,000	0.3%	14.3%	-14.0%	5.2%	5.3%	-0.1%
\$1,500,000 under \$2,000,000	0.1%	6.9%	-6.8%	3.0%	3.1%	-0.1%
\$2,000,000 under \$5,000,000	0.2%	7.6%	-7.4%	7.1%	7.9%	-0.8%
\$5,000,000 under \$10,000,000	0.0%	1.3%	-1.2%	3.6%	4.0%	-0.4%
at least \$10,000,000	0.0%	0.3%	-0.3%	8.5%	10.9%	-2.4%
Total	100.0%	100.0%	0.0%	100.0%	100.0%	0.0%

Statistics of Income 2015: New Jersey Income Tax Returns for 2013

Table 4.3b Net Charged Tax: Taxable Returns 2013-2012 Comparison

Gross Income Percentile		Number of Returns (000s)			Amount (\$000s)		
		2013	2012	%Change	2013	2012	%Change
under 10.0	< 4,155	-	-	-	-	-	-
10.0 under 20.0	4,155 < 10,839	27.6	9.4	-	2.6	0.9	-
20.0 under 25.0	10,839 < 14,527	110.7	108.9	1.6%	14.0	13.0	8.0%
25.0 under 30.0	14,527 < 18,462	104.6	103.2	1.3%	18.4	17.2	6.7%
30.0 under 40.0	18,462 < 27,951	274.4	269.4	1.9%	67.5	63.5	6.2%
40.0 under 50.0	27,951 < 39,753	346.8	346.0	0.2%	128.2	123.4	3.9%
50.0 under 60.0	39,753 < 55,081	383.5	380.3	0.8%	263.1	248.3	6.0%
60.0 under 70.0	55,081 < 75,906	382.5	378.6	1.0%	459.9	437.7	5.1%
70.0 under 75.0	75,906 < 91,056	189.1	187.0	1.1%	321.5	304.3	5.7%
75.0 under 80.0	91,056 < 109,845	190.3	187.8	1.3%	438.4	412.1	6.4%
80.0 under 90.0	109,845 < 168,128	383.1	378.5	1.2%	1,436.2	1,361.5	5.5%
90.0 under 95.0	168,128 < 240,365	192.3	190.0	1.2%	1,281.2	1,215.9	5.4%
95.0 under 99.0	240,365 < 596,038	153.8	151.6	1.4%	2,092.1	2,025.4	3.3%
99.0 under 99.5	596,038 < 898,540	19.7	19.5	0.9%	671.7	684.2	-1.8%
99.5 under 99.9	898,540 < 2,465,441	16.1	16.0	0.7%	1,180.3	1,259.2	-6.3%
99.9 to 100.0	At least 2,465,441	4.0	4.0	1.2%	1,753.2	2,035.3	-13.9%
Total		2,778.3	2,730.3	1.8%	10,128.3	10,201.8	-0.7%

Percent Distribution by Gross Income Percentile

Gross Income Percentile		Number of Returns			Amount		
		2013	2012	Change	2013	2012	Change
under 10.0	< 4,155	-	-	-	-	-	-
10.0 under 20.0	4,155 < 10,839	1.0%	-	-	0.0%	-	-
20.0 under 25.0	10,839 < 14,527	4.0%	4.0%	0.0%	0.1%	0.1%	0.0%
25.0 under 30.0	14,527 < 18,462	3.8%	3.8%	0.0%	0.2%	0.2%	0.0%
30.0 under 40.0	18,462 < 27,951	9.9%	9.9%	0.0%	0.7%	0.6%	0.0%
40.0 under 50.0	27,951 < 39,753	12.5%	12.7%	-0.2%	1.3%	1.2%	0.1%
50.0 under 60.0	39,753 < 55,081	13.8%	13.9%	-0.1%	2.6%	2.4%	0.2%
60.0 under 70.0	55,081 < 75,906	13.8%	13.9%	-0.1%	4.5%	4.3%	0.3%
70.0 under 75.0	75,906 < 91,056	6.8%	6.8%	0.0%	3.2%	3.0%	0.2%
75.0 under 80.0	91,056 < 109,845	6.8%	6.9%	0.0%	4.3%	4.0%	0.3%
80.0 under 90.0	109,845 < 168,128	13.8%	13.9%	-0.1%	14.2%	13.3%	0.8%
90.0 under 95.0	168,128 < 240,365	6.9%	7.0%	0.0%	12.6%	11.9%	0.7%
95.0 under 99.0	240,365 < 596,038	5.5%	5.6%	0.0%	20.7%	19.9%	0.8%
99.0 under 99.5	596,038 < 898,540	0.7%	0.7%	0.0%	6.6%	6.7%	-0.1%
99.5 under 99.9	898,540 < 2,465,441	0.6%	0.6%	0.0%	11.7%	12.3%	-0.7%
99.9 to 100.0	At least 2,465,441	0.1%	0.1%	0.0%	17.3%	19.9%	-2.6%
Total		100.0%	99.7%	0.0%	100.0%	100.0%	0.0%

Statistics of Income 2015: New Jersey Income Tax Returns for 2013

Table 4.4a Average Tax And Effective Rate - Full-year Resident Returns 2012-2013 Comparison

Gross Income Level	Average Tax (\$)			Effective Tax Rate		
	2013	2012	Change	2013	2012	Change
exactly \$0	-23	-20	-15.9%	-	-	-
\$0 under \$5,000	-26	-22	-16.1%	-1.0%	-0.9%	-0.1%
\$5,000 under \$10,000	-105	-99	-6.4%	-1.4%	-1.3%	-0.1%
\$10,000 under \$15,000	-150	-123	-22.0%	-1.2%	-1.0%	-0.2%
\$15,000 under \$20,000	-131	-107	-22.2%	-0.8%	-0.6%	-0.1%
\$20,000 under \$25,000	34	49	-29.3%	0.2%	0.2%	-0.1%
\$25,000 under \$30,000	142	155	-8.2%	0.5%	0.6%	0.0%
\$30,000 under \$40,000	315	325	-3.0%	0.9%	0.9%	0.0%
\$40,000 under \$50,000	583	580	0.4%	1.3%	1.3%	0.0%
\$50,000 under \$75,000	1,053	1,038	1.4%	1.7%	1.7%	0.0%
\$75,000 under \$100,000	1,702	1,676	1.6%	2.0%	1.9%	0.0%
\$100,000 under \$200,000	3,730	3,690	1.1%	2.7%	2.7%	0.0%
\$200,000 under \$500,000	10,281	10,219	0.6%	3.6%	3.6%	0.0%
\$500,000 under \$1,000,000	30,356	30,685	-1.1%	4.5%	4.5%	0.0%
\$1,000,000 under \$1,500,000	64,060	64,361	-0.5%	5.3%	5.3%	0.0%
\$1,500,000 under \$2,000,000	97,748	97,886	-0.1%	5.7%	5.7%	0.0%
\$2,000,000 under \$5,000,000	169,379	172,414	-1.8%	5.7%	5.8%	-0.1%
\$5,000,000 under \$10,000,000	416,709	416,244	0.1%	6.2%	6.1%	0.0%
at least \$10,000,000	1,919,397	1,947,886	-1.5%	7.1%	7.1%	0.0%
All returns	2,456	2,496	-1.6%	3.0%	3.1%	-0.1%

Statistics of Income 2015: New Jersey Income Tax Returns for 2013

Table 4.4b Average Tax And Effective Rate - All Returns 2012-2013 Comparison

Gross Income Percentile		Average Tax (\$)			Effective Tax Rate		
		2013	2012	Change	2013	2012	Change
under 10.0	< 4,155	-22	-18	-25.6%	-1.7%	-1.6%	0.0%
10.0 under 20.0	4,155 < 10,839	-105	-89	-17.8%	-1.4%	-1.3%	-0.1%
20.0 under 25.0	10,839 < 14,527	-142	-115	-24.3%	-1.1%	-0.9%	-0.2%
25.0 under 30.0	14,527 < 18,462	-151	-131	-15.8%	-0.9%	-0.8%	-0.1%
30.0 under 40.0	18,462 < 27,951	36	32	11.8%	0.2%	0.1%	0.0%
40.0 under 50.0	27,951 < 39,753	286	278	2.9%	0.9%	0.8%	0.0%
50.0 under 60.0	39,753 < 55,081	650	617	5.3%	1.4%	1.3%	0.0%
60.0 under 70.0	55,081 < 75,906	1,139	1,091	4.4%	1.8%	1.7%	0.0%
70.0 under 75.0	75,906 < 91,056	1,593	1,517	5.0%	1.9%	1.9%	0.0%
75.0 under 80.0	91,056 < 109,845	2,172	2,054	5.7%	2.2%	2.1%	0.1%
80.0 under 90.0	109,845 < 168,128	3,557	3,393	4.8%	2.6%	2.6%	0.1%
90.0 under 95.0	168,128 < 240,365	6,347	6,061	4.7%	3.2%	3.1%	0.1%
95.0 under 99.0	240,365 < 596,038	12,955	12,620	2.7%	3.8%	3.7%	0.0%
99.0 under 99.5	596,038 < 898,540	33,273	34,106	-2.4%	4.6%	4.6%	0.0%
99.5 under 99.9	898,540 < 2,465,441	73,093	78,457	-6.8%	5.4%	5.5%	-0.1%
99.9 to 100.0	At least 2,465,441	434,182	507,167	-14.4%	6.4%	6.6%	-0.1%
All returns		2,456	2,496	-1.6%	3.0%	3.1%	-0.1%

Statistics of Income 2014: New Jersey Income Tax Returns for 2012

Table 4.5 Comparative Tax Payments- Full-year Resident Returns (\$M)

	Tax Year		Change	
	2013	2012	Amount	Percent
Taxes Withheld	7,868.1	7,627.7	240.4	3.2%
Estimated Payments and Credits Applied	3,373.9	3,454.8	-80.9	-2.3%
Excess UI and DI	22.3	17.6	4.6	26.3%
Cash Payments	1,154.3	1,189.0	-34.7	-2.9%
Gross Collections	12,418.6	12,289.1	129.5	1.1%
Refunds Issued	1,760.7	1,684.3	76.4	4.5%
Credits Approved	597.4	519.9	77.5	14.9%
Gross Outflows	2,358.2	2,204.2	153.9	7.0%
Net Collections	10,060.4	10,084.8	-24.4	-0.2%

Amounts in millions.

Statistics of Income 2015: New Jersey Income Tax Returns for 2013

[Table 4.6](#) Change In Number Of Returns And Total Income Amount By County: Full-year Resident Returns

COUNTY	Number of Returns		Change		Total Income Amount (\$000)		Change	
	2012	2013	Number	%	2012	2013	Amount	%
ATLANTIC	129.2	129.4	0.1	0.1%	6,739,070.3	6,808,885.0	69,814.7	1.0%
BERGEN	424.5	428.0	3.5	0.8%	47,298,904.0	46,011,761.0	-1,287,143.0	-2.7%
BURLINGTON	201.4	202.3	0.9	0.5%	15,417,456.7	15,439,231.7	21,775.0	0.1%
CAMDEN	224.8	224.2	-0.5	-0.2%	14,191,045.1	14,283,144.4	92,099.3	0.6%
CAPE MAY	45.5	45.6	0.1	0.2%	2,581,565.3	2,651,111.1	69,545.8	2.7%
CUMBERLAND	64.3	64.1	-0.3	-0.4%	2,943,447.2	2,963,751.2	20,304.0	0.7%
ESSEX	341.1	339.2	-1.9	-0.6%	29,672,826.8	30,620,801.4	947,974.5	3.2%
GLOUCESTER	126.4	127.4	1.0	0.8%	8,632,718.3	8,824,895.8	192,177.5	2.2%
HUDSON	295.1	299.8	4.7	1.6%	18,477,928.6	19,282,152.8	804,224.1	4.4%
HUNTERDON	59.6	59.9	0.3	0.5%	7,110,518.1	7,219,874.0	109,356.0	1.5%
MERCER	160.8	161.1	0.3	0.2%	15,549,680.4	14,884,553.9	-665,126.6	-4.3%
MIDDLESEX	373.0	376.1	3.1	0.8%	26,620,644.9	27,508,909.7	888,264.7	3.3%
MONMOUTH	293.0	296.2	3.2	1.1%	29,024,572.9	29,447,812.9	423,240.0	1.5%
MORRIS	232.8	235.2	2.4	1.0%	28,622,730.7	28,873,900.0	251,169.3	0.9%
OCEAN	255.1	257.7	2.6	1.0%	15,459,441.9	15,896,701.8	437,259.9	2.8%
PASSAIC	230.6	233.0	2.5	1.1%	12,948,865.2	13,200,038.7	251,173.5	1.9%
SALEM	28.5	28.4	-0.1	-0.3%	1,624,951.7	1,686,678.4	61,726.6	3.8%
SOMERSET	152.7	154.9	2.2	1.5%	19,143,617.9	19,216,923.2	73,305.3	0.4%
SUSSEX	68.3	68.6	0.3	0.5%	5,387,307.9	5,475,670.3	88,362.4	1.6%
UNION	249.9	251.7	1.8	0.7%	20,166,738.3	20,829,418.5	662,680.2	3.3%
WARREN	49.3	49.3	0.1	0.2%	3,337,086.5	3,389,667.1	52,580.6	1.6%
COUNTY UNKNOWN	6.3	5.0	-1.3	-20.8%	1,052,261.2	611,097.7	-441,163.5	-41.9%
TOTALS	4,012.2	4,037.2	25.0	0.6%	331,996,499.3	335,119,849.6	3,123,600.3	0.9%

Statistics of Income 2015: New Jersey Income Tax Returns for 2013

Table 5.1 Income Tax Return Amounts Summarized by County: Full-year residents

County of Residence	Returns	Total Income	New Jersey Taxable Income	Net Charged Tax	Averages - per return basis		
					Total Income	New Jersey Taxable Income	Net Charged Tax
Atlantic	129.4	6,808,885.0	5,783,430.7	167,018.1	52,623	44,698	1,291
Bergen	428.0	46,011,761.0	41,602,807.8	1,380,850.5	107,512	97,210	3,227
Burlington	202.3	15,439,231.7	13,460,028.7	439,239.5	76,301	66,520	2,171
Camden	224.2	14,283,144.4	12,372,301.3	340,911.7	63,696	55,175	1,520
Cape May	45.6	2,651,111.1	2,216,793.6	71,062.4	58,164	48,635	1,559
Cumberland	64.1	2,963,751.2	2,507,502.2	59,651.9	46,258	39,137	931
Essex	339.2	30,620,801.4	27,976,390.3	1,020,369.3	90,272	82,476	3,008
Gloucester	127.4	8,824,895.8	7,622,927.6	207,323.7	69,246	59,815	1,627
Hudson	299.8	19,282,152.8	17,638,857.0	337,491.2	64,326	58,844	1,126
Hunterdon	59.9	7,219,874.0	6,499,214.7	281,472.1	120,478	108,452	4,697
Mercer	161.1	14,884,553.9	13,360,185.4	507,835.3	92,392	82,930	3,152
Middlesex	376.1	27,508,909.7	24,186,161.4	699,484.0	73,141	64,307	1,860
Monmouth	296.2	29,447,812.9	26,283,848.4	932,741.9	99,415	88,733	3,149
Morris	235.2	28,873,900.0	26,181,132.8	1,098,169.9	122,761	111,312	4,669
Ocean	257.7	15,896,701.8	13,160,727.1	403,317.1	61,695	51,076	1,565
Passaic	233.0	13,200,038.7	11,386,293.4	298,195.3	56,646	48,863	1,280
Salem	28.4	1,686,678.4	1,431,990.0	37,699.8	59,415	50,443	1,328
Somerset	154.9	19,216,923.2	17,549,725.1	758,737.8	124,035	113,274	4,897
Sussex	68.6	5,475,670.3	4,758,233.3	164,438.1	79,835	69,375	2,398
Union	251.7	20,829,418.5	18,663,692.5	587,968.9	82,753	74,148	2,336
Warren	49.3	3,389,667.1	2,903,671.8	88,202.2	68,693	58,844	1,787
Unknown	5.0	611,097.7	578,323.6	33,966.0	122,440	115,873	6,805
Total	4,037.2	335,119,849.6	298,117,961.1	9,916,029.1	83,008	73,843	2,456

1/ Amounts in millions, returns in thousands

Statistics of Income 2015: New Jersey Income Tax Returns for 2013

Table 5.2 Income Tax Return Amounts Summarized by County: Full-year Residents

County of Residence	No filer(s) over age 65					At least one filer over age 65					All Returns				
	Returns	Total Income	Net charged Tax	Averages - per return basis		Returns	Total Income	Net charged Tax	Averages - per return basis		Returns	Total Income	Net charged Tax	Averages - per return basis	
				Total Income	Net Charged Tax				Total Income	Net Charged Tax				Total Income	Net Charged Tax
Atlantic	108.0	5,654,013.0	141,004.0	52,372	1,306	21.4	1,154,872.0	26,014.1	53,890	1,214	129.4	6,808,885.0	167,018.1	52,623	1,291
Bergen	348.3	38,341,487.6	1,127,160.1	110,077	3,236	79.7	7,670,273.4	253,690.4	96,294	3,185	428.0	46,011,761.0	1,380,850.5	107,512	3,227
Burlington	164.6	13,088,420.5	383,811.4	79,508	2,332	37.7	2,350,811.2	55,428.1	62,309	1,469	202.3	15,439,231.7	439,239.5	76,301	2,171
Camden	190.2	12,243,757.6	294,462.0	64,375	1,548	34.0	2,039,386.8	46,449.7	59,904	1,364	224.2	14,283,144.4	340,911.7	63,696	1,520
Cape May	33.9	1,971,705.8	54,907.5	58,202	1,621	11.7	679,405.3	16,154.8	58,054	1,380	45.6	2,651,111.1	71,062.4	58,164	1,559
Cumberland	54.6	2,523,138.7	51,207.3	46,237	938	9.5	440,612.5	8,444.6	46,380	889	64.1	2,963,751.2	59,651.9	46,258	931
Essex	294.1	26,681,090.3	879,595.1	90,721	2,991	45.1	3,939,711.1	140,774.3	87,341	3,121	339.2	30,620,801.4	1,020,369.3	90,272	3,008
Gloucester	107.0	7,739,778.9	187,299.8	72,317	1,750	20.4	1,085,116.8	20,023.9	53,150	981	127.4	8,824,895.8	207,323.7	69,246	1,627
Hudson	271.3	17,942,282.9	310,777.3	66,140	1,146	28.5	1,339,869.9	26,713.8	47,049	938	299.8	19,282,152.8	337,491.2	64,326	1,126
Hunterdon	48.4	6,060,818.4	239,531.7	125,172	4,947	11.5	1,159,055.6	41,940.4	100,726	3,645	59.9	7,219,874.0	281,472.1	120,478	4,697
Mercer	133.8	12,250,200.7	412,328.1	91,542	3,081	27.3	2,634,353.2	95,507.2	96,564	3,501	161.1	14,884,553.9	507,835.3	92,392	3,152
Middlesex	319.0	23,999,579.0	616,105.1	75,231	1,931	57.1	3,509,330.7	83,378.9	61,464	1,460	376.1	27,508,909.7	699,484.0	73,141	1,860
Monmouth	242.4	24,788,956.9	788,490.0	102,261	3,253	53.8	4,658,856.1	144,251.9	86,591	2,681	296.2	29,447,812.9	932,741.9	99,415	3,149
Morris	191.0	24,485,762.5	938,414.2	128,175	4,912	44.2	4,388,137.5	159,755.7	99,347	3,617	235.2	28,873,900.0	1,098,169.9	122,761	4,669
Ocean	190.6	12,539,689.1	339,642.8	65,804	1,782	67.1	3,357,012.7	63,674.3	50,026	949	257.7	15,896,701.8	403,317.1	61,695	1,565
Passaic	201.1	11,335,126.6	254,307.0	56,360	1,264	31.9	1,864,912.1	43,888.3	58,452	1,376	233.0	13,200,038.7	298,195.3	56,646	1,280
Salem	23.1	1,430,249.1	33,451.5	61,899	1,448	5.3	256,429.2	4,248.3	48,548	804	28.4	1,686,678.4	37,699.8	59,415	1,328
Somerset	129.5	16,500,160.6	652,215.2	127,461	5,038	25.5	2,716,762.6	106,522.6	106,628	4,181	154.9	19,216,923.2	758,737.8	124,035	4,897
Sussex	56.9	4,577,382.0	134,917.1	80,394	2,370	11.7	898,288.3	29,521.0	77,106	2,534	68.6	5,475,670.3	164,438.1	79,835	2,398
Union	215.0	18,029,364.0	496,397.0	83,862	2,309	36.7	2,800,054.4	91,571.9	76,256	2,494	251.7	20,829,418.5	587,968.9	82,753	2,336
Warren	40.3	2,884,220.9	77,483.2	71,620	1,924	9.1	505,446.2	10,718.9	55,703	1,181	49.3	3,389,667.1	88,202.2	68,693	1,787
Unknown	3.9	545,510.7	31,447.3	140,959	8,126	1.1	65,587.0	2,518.7	58,508	2,247	5.0	611,097.7	33,966.0	122,440	6,805
Total	3,366.9	285,605,681.8	8,444,838.0	84,827	2,508	670.3	49,514,167.8	1,471,191.1	73,874	2,195	4,037.2	335,119,849.6	9,916,029.1	83,008	2,456

1/ Returns in thousands; amounts in millions.

Statistics of Income 2015: New Jersey Income Tax Returns for 2013

[Table 5.3](#) Income Tax Return Amounts Summarized by County

County of Residence	Returns	Averages - per return basis									
		Total Income	Employee Compensation	Interest	Dividends	Other Income	Total Income	Employee Compensation	Interest	Dividends	Other Income
Atlantic	129.4	6,808.9	5,060.4	50.2	93.1	1,605.1	52,623	39,110	388	720	12,406
Bergen	428.0	46,011.8	31,098.9	489.9	1,104.1	13,318.9	107,512	72,666	1,145	2,580	31,121
Burlington	202.3	15,439.2	11,727.9	95.2	220.6	3,395.5	76,301	57,960	471	1,090	16,781
Camden	224.2	14,283.1	11,107.7	77.0	189.1	2,909.3	63,696	49,535	344	843	12,974
Cape May	45.6	2,651.1	1,646.2	31.1	60.3	913.6	58,164	36,116	682	1,323	20,043
Cumberland	64.1	2,963.8	2,339.1	16.8	31.4	576.5	46,258	36,508	263	490	8,997
Essex	339.2	30,620.8	19,993.0	240.5	543.3	9,844.1	90,272	58,940	709	1,602	29,021
Gloucester	127.4	8,824.9	7,121.0	37.0	85.3	1,581.6	69,246	55,876	290	670	12,410
Hudson	299.8	19,282.2	16,401.7	72.6	155.2	2,652.7	64,326	54,717	242	518	8,849
Hunterdon	59.9	7,219.9	5,142.7	48.7	165.8	1,862.7	120,478	85,815	812	2,767	31,083
Mercer	161.1	14,884.6	10,668.1	113.2	357.9	3,745.4	92,392	66,219	703	2,221	23,249
Middlesex	376.1	27,508.9	22,172.9	163.2	379.7	4,793.0	73,141	58,954	434	1,010	12,744
Monmouth	296.2	29,447.8	20,479.6	260.1	602.8	8,105.3	99,415	69,138	878	2,035	27,363
Morris	235.2	28,873.9	20,555.7	244.2	668.6	7,405.4	122,761	87,395	1,038	2,843	31,485
Ocean	257.7	15,896.7	10,901.9	137.6	286.4	4,570.8	61,695	42,310	534	1,111	17,739
Passaic	233.0	13,200.0	10,408.3	80.2	184.0	2,527.5	56,646	44,666	344	790	10,846
Salem	28.4	1,686.7	1,271.2	8.3	21.5	385.6	59,415	44,781	293	759	13,582
Somerset	154.9	19,216.9	13,801.8	169.8	466.2	4,779.1	124,035	89,083	1,096	3,009	30,846
Sussex	68.6	5,475.7	4,158.2	29.3	80.0	1,208.2	79,835	60,626	427	1,167	17,616
Union	251.7	20,829.4	15,617.0	151.6	406.0	4,654.8	82,753	62,044	602	1,613	18,493
Warren	49.3	3,389.7	2,664.9	18.6	46.4	659.8	68,693	54,004	376	940	13,372
Unknown	5.0	611.1	274.5	8.6	15.8	312.2	122,440	54,992	1,726	3,175	62,546
Total	4,037.2	335,119.8	244,606.0	2,543.7	6,163.7	81,806.4	83,008	60,588	630	1,527	20,263

1/ Amounts in millions, returns in thousands

Statistics of Income 2015: New Jersey Income Tax Returns for 2013

Table 5.4 Income Tax Return Amounts Summarized by County: Full-year Residents

Filing Status	County of Residence	Single			Married, filing joint			Head of household			Married, filing separate			Qualifying Widow(er)			All returns		
		Returns	Total Income	Net Charged Tax	Returns	Total Income	Net Charged Tax	Returns	Total Income	Net Charged Tax	Returns	Total Income	Net Charged Tax	Returns	Total Income	Net Charged Tax	Returns	Total Income	Net Charged Tax
No filer over age 65	Atlantic	50.8	1,508.0	34.5	30.9	3,231.7	100.0	23.9	805.5	3.5	2.2	104.5	2.9	0.1	4.4	0.1	108.0	5,654.0	141.0
	Bergen	161.0	6,993.6	177.3	136.9	27,901.0	872.8	42.8	2,613.3	40.1	7.4	810.4	36.3	0.2	23.1	0.7	348.3	38,341.5	1,127.2
	Burlington	76.2	2,707.4	64.4	61.5	8,943.8	294.6	23.1	1,174.6	15.6	3.7	251.8	9.0	0.1	10.7	0.2	164.6	13,088.4	383.8
	Camden	88.0	2,923.2	61.3	60.0	7,636.6	219.4	38.3	1,476.5	8.7	3.7	198.1	4.9	0.1	9.4	0.2	190.2	12,243.8	294.5
	Cape May	17.1	504.9	11.8	11.0	1,251.1	40.8	4.9	182.1	1.5	0.8	32.3	0.8	0.0	1.3	0.0	33.9	1,971.7	54.9
	Cumberland	22.5	627.4	12.4	15.1	1,350.6	36.2	15.9	498.5	1.4	1.0	44.9	1.2	0.0	1.8	0.0	54.6	2,523.1	51.2
	Essex	128.3	4,587.8	108.0	74.5	18,272.3	735.8	85.2	3,402.6	23.5	5.9	406.4	12.0	0.1	12.0	0.3	294.1	26,681.1	879.6
	Gloucester	47.6	1,589.7	33.8	42.7	5,340.7	143.7	14.6	688.3	6.9	2.0	114.8	2.8	0.1	6.3	0.1	107.0	7,739.8	187.3
	Hudson	135.8	6,503.8	121.7	71.1	8,831.3	169.3	58.2	2,134.9	6.4	6.0	467.8	13.4	0.1	4.4	0.0	271.3	17,942.3	310.8
	Hunterdon	22.0	961.0	30.6	21.9	4,645.5	192.5	3.6	370.7	13.0	0.9	78.9	3.3	0.0	4.8	0.2	48.4	6,060.8	239.5
	Mercer	60.7	2,292.6	61.7	45.0	8,581.6	328.6	25.1	1,151.1	13.8	2.9	218.1	8.1	0.1	6.8	0.1	133.8	12,250.2	412.3
	Middlesex	141.0	5,093.3	119.4	122.5	16,250.7	458.9	48.7	2,203.6	23.6	6.5	439.1	14.0	0.2	12.8	0.2	319.0	23,999.6	616.1
	Monmouth	115.8	4,479.0	117.8	93.9	18,335.8	629.3	28.0	1,573.0	26.7	4.4	385.0	14.3	0.2	16.2	0.4	242.4	24,789.0	788.5
	Morris	87.8	3,953.7	123.0	80.9	18,881.1	770.1	18.8	1,339.9	33.4	3.4	298.6	11.6	0.1	12.5	0.4	191.0	24,485.8	938.4
	Ocean	89.0	2,922.7	72.1	75.3	8,394.9	249.5	22.7	1,029.8	12.6	3.5	182.6	5.4	0.2	9.7	0.2	190.6	12,539.7	339.6
	Passaic	90.3	2,904.5	62.9	57.9	6,570.0	180.1	49.6	1,684.3	6.7	3.2	170.1	4.4	0.1	6.2	0.1	201.1	11,335.1	254.3
	Salem	10.1	329.2	7.5	8.4	928.1	24.8	4.1	148.1	0.5	0.5	23.6	0.5	0.0	1.2	0.0	23.1	1,430.2	33.5
	Somerset	57.7	2,577.6	76.9	53.9	12,673.1	543.5	15.2	991.6	21.4	2.6	243.8	9.9	0.1	14.0	0.5	129.5	16,500.2	652.2
	Sussex	26.6	934.9	23.8	24.0	3,261.8	103.8	5.3	306.5	5.0	1.1	70.6	2.3	0.1	3.7	0.1	56.9	4,577.4	134.9
	Union	95.4	3,436.3	82.5	67.2	12,176.8	383.2	47.8	2,114.3	21.8	4.5	287.8	8.5	0.1	14.1	0.3	215.0	18,024.4	496.4
Warren	18.6	646.7	15.5	16.2	1,970.8	58.0	4.7	220.9	2.6	0.8	44.4	1.3	0.0	1.5	0.0	40.3	2,884.2	77.5	
Unknown	2.5	89.1	2.6	0.7	395.5	25.8	0.4	21.3	0.4	0.2	39.5	2.6	0.0	0.1	0.0	3.9	545.5	31.4	
Total	1,545.0	58,562.9	1,421.5	1,171.4	195,821.6	6,560.7	581.1	26,131.3	289.0	67.2	4,913.1	169.4	2.2	176.8	4.3	3,366.9	285,605.7	8,444.8	
At least one filer over age 65	Atlantic	9.7	332.9	5.9	10.6	770.4	18.7	0.7	35.9	0.9	0.3	15.1	0.5	0.0	0.5	0.0	21.4	1,154.9	26.0
	Bergen	35.6	1,929.9	52.3	41.1	5,494.9	192.5	1.8	106.1	1.9	1.2	138.0	7.0	0.0	1.4	0.0	79.7	7,670.3	253.7
	Burlington	16.7	631.2	11.0	19.4	1,653.2	43.6	1.1	43.0	0.4	0.5	23.1	0.4	0.0	0.3	0.0	37.7	2,350.8	55.4
	Camden	15.4	576.3	11.0	16.9	1,395.1	34.6	1.2	46.9	0.4	0.5	20.3	0.4	0.0	0.9	0.0	34.0	2,039.4	46.4
	Cape May	5.1	188.9	3.5	6.2	467.1	11.7	0.2	8.6	0.1	0.2	14.5	0.8	0.0	0.3	0.0	11.7	679.4	16.2
	Cumberland	4.2	133.4	2.5	4.8	290.5	5.8	0.4	12.7	0.1	0.1	3.8	0.1	0.0	0.2	0.0	9.5	440.6	8.4
	Essex	21.7	1,009.8	26.6	19.8	2,694.5	105.6	2.7	124.5	2.4	0.9	109.9	6.3	0.0	1.1	0.0	45.1	3,939.7	140.8
	Gloucester	8.5	299.7	5.2	11.1	748.6	14.1	0.6	22.3	0.2	0.2	13.9	0.6	0.0	0.7	0.0	20.4	1,085.1	20.0
	Hudson	14.3	492.5	9.6	12.2	768.1	15.8	1.4	52.0	0.4	0.5	26.5	0.9	0.0	0.7	0.0	28.5	1,339.9	26.7
	Hunterdon	4.7	262.5	8.6	6.5	877.0	32.9	0.2	9.0	0.2	0.2	10.4	0.3	0.0	0.1	0.0	11.5	1,159.1	41.9
	Mercer	12.8	663.6	19.1	13.0	1,894.1	74.5	1.0	42.0	0.6	0.4	34.4	1.3	0.0	0.3	0.0	27.3	2,634.4	95.5
	Middlesex	25.7	978.8	18.3	29.1	2,421.1	63.0	1.5	68.0	0.9	0.8	39.9	1.2	0.0	1.6	0.0	57.1	3,509.3	83.4
	Monmouth	24.2	1,179.6	30.2	27.8	3,367.4	111.3	1.2	62.1	1.2	0.7	48.8	1.7	0.0	1.0	0.0	53.8	4,658.9	144.3
	Morris	19.4	1,074.1	30.8	23.4	3,206.5	125.0	0.8	46.9	1.1	0.6	59.8	2.8	0.0	0.9	0.0	44.2	4,388.1	159.8
	Ocean	31.2	1,036.0	15.8	34.1	2,244.5	46.7	1.1	45.2	0.5	0.7	30.1	0.7	0.0	1.2	0.0	67.1	3,357.0	63.7
	Passaic	14.6	548.9	10.9	15.7	1,243.3	31.6	1.2	45.5	0.4	0.4	26.5	1.1	0.0	0.8	0.0	31.9	1,864.9	43.9
	Salem	2.2	70.5	1.1	2.8	178.1	3.1	0.1	4.9	0.0	0.1	2.9	0.1	0.0	0.1	0.0	5.3	256.4	4.2
	Somerset	11.4	633.9	18.8	13.1	2,009.7	84.8	0.5	32.6	0.8	0.4	40.2	2.0	0.0	0.3	0.0	25.5	2,716.8	106.5
	Sussex	4.6	182.0	3.4	6.6	695.1	25.6	0.2	11.0	0.2	0.1	10.2	0.3	-	-	-	11.7	898.3	29.5
	Union	17.4	794.0	21.1	17.3	1,909.3	68.6	1.5	64.9	0.8	0.5	30.9	1.0	0.0	0.9	0.0	36.7	2,800.1	91.6
Warren	4.0	137.2	2.3	4.8	356.4	8.2	0.2	6.5	0.1	0.1	5.2	0.2	0.0	0.1	0.0	9.1	505.4	10.7	
Unknown	0.7	28.2	0.8	0.3	33.8	1.6	0.0	0.6	0.0	0.0	3.0	0.1	0.0	0.0	0.0	1.1	65.6	2.5	
Total	304.0	13,183.7	308.6	336.9	34,718.8	1,119.2	19.7	891.2	13.5	9.4	707.4	29.8	0.3	13.2	0.2	670.3	49,514.2	1,471.2	
Total	1,849.0	71,746.6	1,730.0	1,508.4	230,540.3	7,679.9	600.8	27,022.5	302.5	76.6	5,620.4	199.2	2.4	190.0	4.5	4,037.2	335,119.8	9,916.0	

1/ Amounts in millions, returns in thousands

Statistics of Income 2015: New Jersey Income Tax Returns for 2013

Table 5.5 Number of Exemptions by County

County of Residence	Regular	Over age 65	Blind or Disabled	Dependent Children	Other Dependents	Dependent College Student	Total
Atlantic	170,938	28,658	3,596	77,627	10,539	7,983	299,341
Bergen	605,967	108,605	7,445	245,050	21,435	27,900	1,016,402
Burlington	283,277	51,435	6,191	114,805	8,462	14,339	478,509
Camden	301,169	45,600	6,225	144,869	13,190	14,202	525,255
Cape May	62,841	16,306	1,472	20,317	1,880	2,400	105,216
Cumberland	84,015	12,723	2,249	48,581	6,479	3,086	157,133
Essex	433,583	58,518	5,571	226,259	24,167	19,271	767,369
Gloucester	181,207	27,972	4,451	79,028	5,733	9,163	307,554
Hudson	383,153	35,878	3,926	159,590	19,881	10,849	613,277
Hunterdon	88,353	15,988	1,228	33,840	1,466	5,181	146,056
Mercer	219,171	36,378	3,749	97,494	8,797	10,618	376,207
Middlesex	527,816	77,113	8,183	229,020	25,924	24,474	892,530
Monmouth	417,932	73,184	7,417	173,578	13,170	23,026	708,307
Morris	339,532	61,008	4,349	137,293	8,964	18,154	569,300
Ocean	367,044	93,240	10,216	155,525	9,747	14,888	650,660
Passaic	306,639	42,351	3,887	157,077	18,330	12,924	541,208
Salem	39,606	7,267	1,114	17,188	1,326	1,747	68,248
Somerset	221,936	34,665	2,790	96,053	7,915	12,303	375,662
Sussex	99,209	16,170	2,047	38,038	2,148	5,436	163,048
Union	336,222	48,623	4,668	160,044	15,718	15,521	580,796
Warren	70,323	12,329	1,411	27,800	1,650	3,611	117,124
Unknown	6,060	1,374	125	1,486	220	114	9,379
Total	5,545,691	905,373	92,308	2,440,508	227,135	257,190	9,468,205

Statistics of Income 2014: New Jersey Income Tax Returns for 2012

[Table 5.6](#) Income Per Capita Summary

<u>County of Residence</u>	<u>Estimated Population</u>	<u>Total Income per capita</u>	<u>Net Charged Tax per capita</u>	<u>Employee Compensation per capita</u>
Atlantic	276,167	24,655	605	18,324
Bergen	927,434	49,612	1,489	33,532
Burlington	450,141	34,299	976	26,054
Camden	512,125	27,890	666	21,689
Cape May	95,849	27,659	741	17,174
Cumberland	157,153	18,859	380	14,884
Essex	792,091	38,658	1,288	25,241
Gloucester	289,940	30,437	715	24,560
Hudson	663,906	29,043	508	24,705
Hunterdon	126,473	57,086	2,226	40,662
Mercer	371,052	40,114	1,369	28,751
Middlesex	830,815	33,111	842	26,688
Monmouth	629,569	46,775	1,482	32,530
Morris	499,672	57,786	2,198	41,138
Ocean	583,412	27,248	691	18,686
Passaic	506,998	26,036	588	20,529
Salem	65,106	25,907	579	19,526
Somerset	331,297	58,005	2,290	41,660
Sussex	145,740	37,571	1,128	28,531
Union	549,723	37,891	1,070	28,409
Warren	106,839	31,727	826	24,943
Unknown	na	na	na	na
Statewide	8,911,502	37,538	1,109	27,418

Statistics of Income 2015: New Jersey Income Tax Returns for 2013

[Table 5.7a](#) Distribution of Returns by County of Residence and Gross Income Level

County of Residence	New Jersey Gross Income Level																						Total	
	= 0	0 < 5000	5000 < 10000	10000 < 15000	15000 < 20000	20000 < 25000	25000 < 30000	30000 < 35000	35000 < 40000	40000 < 50000	50000 < 70000	70000 < 75000	75000 < 80000	80000 < 100000	100000 < 150000	150000 < 200000	200000 < 500000	500000 < 1000000	1000000 < 1500000	1500000 < 2000000	2000000 < 5000000	5000000 < 10000000		At least 10000000
Atlantic	5.2	10.4	11.3	11.3	10.6	9.5	8.3	7.2	5.8	9.4	13.3	2.4	2.1	6.2	9.6	3.6	2.8	0.4	0.1	0.0	0.0	0.0	0.0	129.4
Bergen	15.5	32.1	27.4	24.4	21.2	18.7	17.4	16.4	15.6	28.2	46.3	9.2	8.7	26.2	49.3	26.8	34.4	6.6	1.6	0.6	0.9	0.2	0.1	428.0
Burlington	7.6	15.8	14.0	12.0	10.6	9.6	9.1	8.6	8.0	14.3	23.0	4.5	4.3	13.5	24.0	11.3	10.4	1.3	0.3	0.1	0.1	0.0	0.0	202.3
Camden	7.3	17.1	17.7	16.8	15.3	13.5	12.1	11.4	9.5	16.2	24.6	4.8	4.4	13.7	21.7	8.9	7.9	1.1	0.2	0.1	0.1	0.0	0.0	224.2
Cape May	2.3	4.0	4.6	3.9	3.2	2.7	2.5	2.1	1.8	3.0	4.6	0.9	0.8	2.3	3.8	1.5	1.3	0.2	0.0	0.0	0.0	0.0	0.0	45.6
Cumberland	2.5	4.8	5.6	5.7	5.4	4.9	4.3	3.8	3.1	5.1	6.7	1.2	1.1	3.3	4.3	1.3	0.7	0.1	0.0	0.0	0.0	0.0	0.0	64.1
Essex	10.9	26.2	27.5	31.2	25.2	20.8	18.4	16.7	14.4	24.2	35.0	6.2	5.4	15.4	24.7	12.5	18.3	4.1	1.0	0.4	0.5	0.1	0.1	339.2
Gloucester	4.2	9.4	9.3	8.4	7.0	6.2	5.7	5.3	4.8	8.6	14.2	3.1	2.9	9.2	16.4	7.2	5.2	0.4	0.1	0.0	0.0	0.0	0.0	127.4
Hudson	9.8	19.5	23.8	25.8	22.6	18.5	16.1	14.4	12.8	21.8	34.7	6.8	5.8	17.6	24.2	10.5	12.9	1.6	0.3	0.1	0.1	0.0	0.0	299.8
Hunterdon	1.9	5.0	3.5	2.8	2.3	2.1	1.9	1.9	1.8	3.2	5.7	1.2	1.2	3.6	8.1	5.1	7.2	1.2	0.3	0.1	0.1	0.0	0.0	59.9
Mercer	5.0	12.7	11.7	10.7	9.7	8.4	7.6	7.0	6.4	11.0	16.9	3.3	2.9	8.7	16.2	8.7	11.3	2.0	0.4	0.2	0.2	0.0	0.0	161.1
Middlesex	13.0	27.3	26.3	24.2	21.4	19.6	17.4	16.0	14.5	25.3	41.5	8.3	7.8	24.4	44.7	21.6	20.5	1.8	0.3	0.1	0.1	0.0	0.0	376.1
Monmouth	9.7	26.3	21.0	17.3	15.0	13.4	11.9	11.1	10.1	17.7	28.9	5.8	5.5	17.0	35.5	20.0	24.3	4.0	1.0	0.3	0.5	0.1	0.0	296.2
Morris	7.1	18.5	13.9	11.7	10.1	9.0	8.4	7.9	7.4	13.7	23.9	5.0	4.7	14.0	30.3	17.6	24.8	4.8	1.1	0.4	0.6	0.1	0.1	235.2
Ocean	15.4	21.4	20.2	18.5	17.0	14.8	13.3	11.5	10.2	17.2	27.2	5.5	5.1	14.8	26.4	10.5	7.7	0.8	0.1	0.1	0.1	0.0	0.0	257.7
Passaic	8.3	17.3	20.2	21.2	19.0	16.0	13.9	12.0	10.1	16.7	23.6	4.2	3.7	11.3	18.5	8.5	7.5	0.8	0.1	0.1	0.1	0.0	0.0	233.0
Salem	1.2	2.2	2.3	2.2	1.9	1.7	1.5	1.3	1.2	2.0	3.0	0.6	0.6	1.8	3.1	1.1	0.7	0.0	0.0	0.0	0.0	0.0	0.0	28.4
Somerset	4.4	12.1	9.3	7.6	6.9	6.3	5.8	5.3	5.1	9.0	15.1	3.2	2.9	9.2	19.2	11.5	17.2	3.3	0.7	0.3	0.4	0.1	0.0	154.9
Sussex	2.3	5.4	4.6	3.9	3.3	3.1	2.7	2.6	2.5	4.4	7.7	1.6	1.6	5.1	9.5	4.2	3.6	0.4	0.1	0.0	0.0	0.0	0.0	68.6
Union	8.6	18.8	18.8	19.1	16.8	14.6	13.2	11.5	10.6	18.0	26.9	5.0	4.6	13.5	22.3	11.2	14.1	2.6	0.6	0.2	0.3	0.1	0.0	251.7
Warren	2.2	3.7	3.5	3.1	2.5	2.4	2.2	2.0	1.9	3.3	5.6	1.1	1.1	3.5	6.2	2.8	2.1	0.1	0.0	0.0	0.0	0.0	0.0	49.3
Unknown	0.7	0.7	0.5	0.4	0.3	0.3	0.2	0.2	0.2	0.3	0.4	0.1	0.1	0.2	0.2	0.1	0.1	0.0	0.0	0.0	0.0	0.0	0.0	5.0
Total	144.8	310.8	297.0	282.2	247.0	216.0	194.0	176.2	157.9	272.7	428.7	84.2	77.0	234.5	418.1	206.6	234.9	37.6	8.2	3.1	4.2	0.9	0.5	4,037.2

Statistics of Income 2015: New Jersey Income Tax Returns for 2013

Table 5.7b Distribution of Returns by County of Residence and Gross Income Level

County of Residence	New Jersey Gross Income Percentile																Total
	4,155 <	10,839 <	14,527 <	18,462 <	27,951 <	39,753 <	55,081 <	75,906 <	91,056 <	109,845 <	168,128 <	240,365 <	596,038 <	898,540 <	At least		
	< 4,155	10,839	14,527	18,462	27,951	39,753	55,081	75,906	91,056	109,845	168,128	240,365	596,038	898,540	2,465,441	2,465,441	
	10.0	10.0 - 20.0	20.0 - 25.0	25.0 - 30.0	30.0 - 40.0	40.0 - 50.0	50.0 - 60.0	60.0 - 70.0	70.0 - 75.0	75.0 - 80.0	80.0 - 90.0	90.0 - 95.0	95.0 - 99.0	99.0 - 99.9	at least	99.9	
Atlantic	13.6	15.2	8.4	8.4	17.7	16.0	13.7	12.0	5.4	5.2	8.6	3.0	1.8	0.2	0.2	0.0	129.4
Bergen	42.8	37.1	17.5	17.3	35.1	38.3	42.1	44.0	22.6	22.9	48.7	27.4	24.5	3.6	3.2	0.9	428.0
Burlington	20.8	18.7	8.8	8.5	18.2	19.8	21.3	21.8	11.4	11.8	22.8	10.4	6.7	0.7	0.5	0.1	202.3
Camden	21.5	23.8	12.3	12.4	25.1	25.3	23.9	22.9	11.7	11.4	20.0	7.9	5.2	0.6	0.4	0.1	224.2
Cape May	5.5	6.2	2.9	2.6	5.1	4.8	4.4	4.3	2.1	1.9	3.5	1.3	0.9	0.1	0.1	0.0	45.6
Cumberland	6.4	7.6	4.1	4.4	9.2	8.5	7.3	6.1	3.0	2.4	3.7	1.0	0.5	0.0	0.0	0.0	64.1
Essex	32.6	38.8	21.3	21.2	38.9	37.7	35.4	31.7	13.6	12.6	23.7	13.1	13.8	2.2	2.0	0.6	339.2
Gloucester	11.9	12.6	6.0	5.7	11.7	12.2	12.8	13.8	7.7	8.0	15.7	6.2	2.9	0.2	0.1	0.0	127.4
Hudson	25.7	32.9	18.0	18.9	34.4	32.9	32.4	32.6	15.4	13.6	22.2	10.5	8.8	0.9	0.6	0.1	299.8
Hunterdon	6.1	4.8	2.0	1.9	3.9	4.3	4.8	5.5	3.0	3.4	8.3	5.4	5.2	0.7	0.5	0.1	59.9
Mercer	15.6	15.9	7.7	7.9	15.7	16.1	16.3	15.8	7.5	7.5	15.9	9.1	8.0	1.1	0.8	0.2	161.1
Middlesex	35.7	35.4	17.6	17.1	36.3	36.8	37.8	39.5	20.6	21.4	43.2	20.7	12.4	0.9	0.5	0.1	376.1
Monmouth	31.9	28.2	12.5	12.1	25.0	25.4	26.3	27.6	14.5	15.5	35.9	20.1	16.9	2.1	1.8	0.4	296.2
Morris	22.9	18.9	8.5	8.2	17.1	18.3	20.7	23.1	11.9	13.1	30.7	18.4	18.2	2.6	2.2	0.5	235.2
Ocean	33.1	27.3	13.5	13.8	27.6	26.6	25.4	26.0	12.9	13.0	24.6	8.8	4.5	0.4	0.3	0.1	257.7
Passaic	22.3	27.6	15.0	15.6	29.8	27.0	24.2	21.4	9.8	9.5	17.5	7.8	4.6	0.4	0.3	0.0	233.0
Salem	3.0	3.1	1.6	1.5	3.1	3.0	2.9	2.9	1.5	1.6	2.8	0.9	0.4	0.0	0.0	0.0	28.4
Somerset	14.6	12.6	5.4	5.6	11.8	12.6	13.5	14.6	7.8	8.3	19.6	12.4	12.8	1.8	1.4	0.4	154.9
Sussex	6.8	6.2	2.8	2.6	5.7	6.0	6.7	7.5	4.3	4.6	9.0	3.7	2.2	0.2	0.1	0.0	68.6
Union	24.2	25.7	13.6	13.8	27.4	26.9	26.3	24.9	12.0	11.2	21.3	11.2	10.1	1.4	1.2	0.3	251.7
Warren	5.3	4.7	2.2	2.0	4.4	4.7	5.0	5.3	2.9	3.1	5.9	2.4	1.2	0.1	0.0	0.0	49.3
Unknown	1.3	0.6	0.3	0.3	0.5	0.4	0.4	0.4	0.2	0.1	0.2	0.1	0.1	0.0	0.0	0.0	5.0
Total	403.7	403.7	201.9	201.8	403.7	403.7	403.7	403.7	201.9	201.9	403.7	201.9	161.5	20.2	16.1	4.0	4,037.2

Statistics of Income 2015: New Jersey Income Tax Returns for 2013

Table 6.1a Nonresident Returns by Place of Origin: Taxable

Place of Origin	Returns	All-source Gross Income	New Jersey Gross Income	New Jersey Income Share	Net Charged Tax	Effective Tax Rate on NJ- source GI
New York	158,028	51,976.8	11,382.7	21.9%	568.9	5.0%
Pennsylvania	20,053	7,696.2	1,090.2	14.2%	62.8	5.8%
Florida	14,666	9,945.4	1,377.9	13.9%	88.9	6.5%
New Jersey	14,254	2,384.1	947.5	39.7%	50.3	5.3%
California	9,612	18,158.4	587.2	3.2%	39.4	6.7%
Connecticut	7,248	5,285.1	738.0	14.0%	44.6	6.0%
Delaware	7,093	878.0	382.8	43.6%	14.2	3.7%
Elsewhere	6,773	2,282.5	419.6	18.4%	25.1	6.0%
Texas	5,058	7,089.8	230.2	3.2%	12.6	5.5%
Massachusetts	4,991	4,571.0	269.4	5.9%	15.5	5.8%
Maryland	4,792	2,605.5	270.6	10.4%	15.9	5.9%
Virginia	4,390	2,267.9	194.8	8.6%	10.5	5.4%
Illinois	4,130	5,736.9	188.5	3.3%	11.5	6.1%
North Carolina	3,708	1,171.7	157.0	13.4%	7.5	4.7%
Georgia	3,199	1,230.1	134.7	10.9%	7.0	5.2%
Ohio	2,082	1,234.8	83.2	6.7%	4.4	5.3%
South Carolina	1,815	551.4	92.9	16.8%	4.6	4.9%
Michigan	1,628	1,003.8	83.4	8.3%	5.0	6.0%
Colorado	1,548	884.8	82.7	9.3%	4.9	5.9%
Arizona	1,401	776.6	75.7	9.7%	4.4	5.8%
Tennessee	1,148	939.1	42.9	4.6%	2.1	4.9%
Washington	1,092	1,298.7	44.0	3.4%	2.3	5.2%
Missouri	1,003	1,212.5	53.9	4.4%	3.5	6.4%
Minnesota	968	1,049.3	55.3	5.3%	3.7	6.6%
Indiana	818	641.5	48.5	7.6%	3.1	6.4%
Louisiana	776	490.1	27.6	5.6%	1.3	4.8%
New Hampshire	748	289.6	40.3	13.9%	2.3	5.7%
District of Columbia	719	692.4	29.9	4.3%	1.7	5.8%
Nevada	713	715.6	30.6	4.3%	1.7	5.7%
Wisconsin	707	401.8	28.8	7.2%	1.5	5.4%
Rhode Island	688	396.3	31.4	7.9%	1.6	5.0%
Maine	643	197.9	39.8	20.1%	2.5	6.2%
Kentucky	523	217.3	21.3	9.8%	1.1	5.2%
Vermont	514	156.9	29.7	18.9%	1.6	5.3%
Alabama	491	191.4	17.3	9.0%	0.7	4.3%
Kansas	470	1,071.5	23.0	2.1%	1.5	6.3%
Oregon	439	211.4	14.9	7.0%	0.7	4.6%
Utah	405	383.8	22.3	5.8%	1.4	6.4%
Oklahoma	396	838.3	12.2	1.5%	0.5	4.4%
Arkansas	338	92.7	14.5	15.7%	0.7	4.9%
West Virginia	327	31.7	8.1	25.6%	0.3	3.1%
Mississippi	307	101.6	12.3	12.1%	0.6	5.0%
Iowa	280	71.6	10.5	14.7%	0.6	6.0%
Hawaii	265	117.0	10.6	9.1%	0.5	4.9%
New Mexico	214	77.5	12.4	15.9%	0.6	5.1%
Nebraska	168	157.3	5.5	3.5%	0.3	4.9%
Puerto Rico	147	35.9	9.3	25.8%	0.5	5.9%
Idaho	142	145.3	5.0	3.4%	0.2	5.0%
Montana	135	329.1	5.1	1.5%	0.3	5.1%
North Dakota	91	17.9	1.6	9.0%	0.0	2.7%
Wyoming	89	921.4	7.8	0.8%	0.6	7.5%
Alaska	88	12.8	2.0	16.0%	0.1	3.2%
South Dakota	66	167.6	5.5	3.3%	0.4	7.1%
All Taxable Returns	292,387	141,405.5	19,513.0	13.8%	1,039	5.3%

Statistics of Income 2015: New Jersey Income Tax Returns for 2013

Table 6.1b Nonresident Returns by Place of Origin: Nontaxable

Place of Origin	Returns	All-source Gross Income	New Jersey Gross Income	New Jersey Income Share	Net Charged Tax
Pennsylvania	26,052	3,575.5	4.0	0.1%	0.0
New York	13,312	9,679.3	5.7	0.1%	0.0
Florida	5,215	2,761.9	2.5	0.1%	0.0
New Jersey	4,761	362.5	1.6	0.5%	0.0
California	3,004	3,416.0	1.4	0.0%	0.0
Elsewhere	1,995	463.8	0.8	0.2%	0.0
Virginia	1,554	230.7	1.2	0.5%	0.0
North Carolina	1,507	231.2	0.3	0.1%	0.0
Maryland	1,362	357.0	0.5	0.1%	0.0
Connecticut	1,261	1,350.9	0.8	0.1%	0.0
Texas	1,230	689.7	0.5	0.1%	0.0
Massachusetts	1,123	1,919.7	0.6	0.0%	0.0
Georgia	1,013	198.4	0.3	0.2%	0.0
South Carolina	822	187.9	0.2	0.1%	0.0
Delaware	757	109.3	0.5	0.5%	0.0
Illinois	674	852.4	0.2	0.0%	0.0
Arizona	499	207.7	0.1	0.0%	0.0
Ohio	492	324.1	0.1	0.0%	0.0
Colorado	449	296.7	0.1	0.0%	0.0
Washington	386	5,756.9	0.1	0.0%	0.0
Michigan	356	174.6	0.2	0.1%	0.0
Tennessee	280	234.4	0.2	0.1%	0.0
Missouri	260	63.8	0.2	0.4%	0.0
Nevada	258	291.3	0.1	0.0%	0.0
Indiana	217	72.7	0.0	0.0%	0.0
District of Columbia	207	150.1	0.1	0.1%	0.0
New Hampshire	179	95.7	0.2	0.2%	0.0
Hawaii	179	63.8	0.2	0.2%	0.0
Minnesota	172	93.9	0.0	0.0%	0.0
Rhode Island	161	58.4	0.1	0.2%	0.0
Alabama	161	18.5	0.0	0.1%	0.0
Utah	157	246.9	0.0	0.0%	0.0
Kansas	146	95.1	0.0	0.0%	0.0
Kentucky	144	67.5	0.0	0.0%	0.0
Louisiana	136	151.7	0.0	0.0%	0.0
Wisconsin	134	72.1	0.0	0.1%	0.0
Vermont	131	49.1	0.0	0.0%	0.0
Oklahoma	128	843.2	0.0	0.0%	0.0
Oregon	127	50.5	0.1	0.3%	0.0
Maine	124	33.5	0.0	0.1%	0.0
New Mexico	94	36.9	0.0	0.1%	0.0
Iowa	92	20.6	0.0	0.1%	0.0
Arkansas	82	109.5	0.0	0.0%	0.0
West Virginia	73	8.2	0.2	2.0%	0.0
Mississippi	72	20.1	0.0	0.1%	0.0
Idaho	60	11.8	0.0	0.1%	0.0
Puerto Rico	55	1.2	0.0	0.6%	0.0
Nebraska	51	17.9	0.0	0.1%	0.0
Montana	43	5.2	0.0	0.0%	0.0
Alaska	38	6.7	0.0	0.3%	0.0
North Dakota	31	2.3	0.0	0.2%	0.0
Wyoming	22	12.3	0.0	0.0%	0.0
South Dakota	18	5.4	0.0	0.0%	0.0
All Nontaxable Returns	71,856	36,156.4	23.5	0.1%	0.0

Statistics of Income 2015: New Jersey Income Tax Returns for 2013

Table 6.1c Nonresident Returns by Place of Origin: All Returns

Place of Origin	Returns	All-source Gross Income	New Jersey Gross Income	New Jersey Income Share	Net Charged Tax	Effective Tax Rate on NJ- source GI
New York	171,340	61,656.1	11,388.4	18.5%	568.9	5.0%
Pennsylvania	46,105	11,271.7	1,094.3	9.7%	62.8	5.7%
Florida	19,881	12,707.3	1,380.4	10.9%	88.9	6.4%
New Jersey	19,015	2,746.5	949.1	34.6%	50.3	5.3%
California	12,616	21,574.4	588.6	2.7%	39.4	6.7%
Elsewhere	8,768	2,746.3	420.4	15.3%	25.1	6.0%
Connecticut	8,509	6,636.0	738.8	11.1%	44.6	6.0%
Delaware	7,850	987.4	383.3	38.8%	14.2	3.7%
Texas	6,288	7,779.5	230.8	3.0%	12.6	5.5%
Maryland	6,154	2,962.5	271.1	9.2%	15.9	5.9%
Massachusetts	6,114	6,490.7	270.0	4.2%	15.5	5.8%
Virginia	5,944	2,498.5	196.1	7.8%	10.5	5.3%
North Carolina	5,215	1,402.9	157.4	11.2%	7.5	4.7%
Illinois	4,804	6,589.3	188.7	2.9%	11.5	6.1%
Georgia	4,212	1,428.5	135.0	9.5%	7.0	5.2%
South Carolina	2,637	739.3	93.1	12.6%	4.6	4.9%
Ohio	2,574	1,558.8	83.4	5.3%	4.4	5.3%
Colorado	1,997	1,181.5	82.8	7.0%	4.9	5.9%
Michigan	1,984	1,178.5	83.6	7.1%	5.0	6.0%
Arizona	1,900	984.3	75.7	7.7%	4.4	5.8%
Washington	1,478	7,055.6	44.1	0.6%	2.3	5.1%
Tennessee	1,428	1,173.5	43.1	3.7%	2.1	4.9%
Missouri	1,263	1,276.3	54.1	4.2%	3.5	6.4%
Minnesota	1,140	1,143.2	55.3	4.8%	3.7	6.6%
Indiana	1,035	714.2	48.5	6.8%	3.1	6.4%
Nevada	971	1,006.9	30.7	3.0%	1.7	5.7%
New Hampshire	927	385.3	40.5	10.5%	2.3	5.7%
District of Columbia	926	842.5	30.0	3.6%	1.7	5.8%
Louisiana	912	641.8	27.6	4.3%	1.3	4.8%
Rhode Island	849	454.7	31.5	6.9%	1.6	5.0%
Wisconsin	841	473.9	28.8	6.1%	1.5	5.4%
Maine	767	231.4	39.8	17.2%	2.5	6.2%
Kentucky	667	284.9	21.3	7.5%	1.1	5.2%
Alabama	652	209.9	17.3	8.2%	0.7	4.3%
Vermont	645	205.9	29.7	14.4%	1.6	5.3%
Kansas	616	1,166.7	23.0	2.0%	1.5	6.3%
Oregon	566	261.9	15.0	5.7%	0.7	4.6%
Utah	562	630.7	22.3	3.5%	1.4	6.4%
Oklahoma	524	1,681.5	12.2	0.7%	0.5	4.4%
Hawaii	444	180.8	10.8	6.0%	0.5	4.9%
Arkansas	420	202.2	14.6	7.2%	0.7	4.8%
West Virginia	400	39.8	8.3	20.8%	0.3	3.0%
Mississippi	379	121.7	12.3	10.1%	0.6	5.0%
Iowa	372	92.2	10.5	11.4%	0.6	6.0%
New Mexico	308	114.4	12.4	10.8%	0.6	5.0%
Nebraska	219	175.2	5.5	3.2%	0.3	4.9%
Idaho	202	157.1	5.0	3.2%	0.2	5.0%
Puerto Rico	202	37.1	9.3	25.0%	0.5	5.9%
Montana	178	334.3	5.1	1.5%	0.3	5.1%
Alaska	126	19.4	2.1	10.6%	0.1	3.2%
North Dakota	122	20.2	1.6	8.0%	0.0	2.7%
Wyoming	111	933.7	7.8	0.8%	0.6	7.5%
South Dakota	84	173.0	5.5	3.2%	0.4	7.1%
All Returns	364,243.0	177,561.9	19,536.5	11.0%	1,038.5	5.3%

Statistics of Income 2015: New Jersey Income Tax Returns for 2013

Table 6.11a Income Sources by Gross Income Level: Full-year Returns (Amounts, 000s)

All-source Gross Income Level	All-source						New Jersey-source					
	Total Income	Total Exclusions	Pension and Annuity Exclusions	Other Retirement Income Exclusions	Gross Income	Excess Retirement Income Exclusions	Total Income	Total Exclusions	Pension and Annuity Exclusions	Other Retirement Income Exclusions	Gross Income	Excess Retirement Income Exclusions
Taxable												
= 0												
0 < 5000	29,001.8	738.2	510.0	228.2	28,268.6	0.0	25,555.6	228.2	0.0	228.2	25,342.1	0.0
5000 < 10000	111,456.3	2,842.5	2,265.7	576.9	108,632.2	0.0	82,413.5	576.9	0.0	576.9	81,889.9	0.0
10000 < 15000	179,202.2	4,683.8	3,937.0	746.8	174,518.4	0.0	119,391.2	746.8	0.0	746.8	118,644.4	0.0
15000 < 20000	234,565.5	5,235.7	4,599.9	635.8	229,347.0	0.0	154,615.7	635.8	0.0	635.8	154,016.9	0.0
20000 < 25000	259,482.4	5,638.2	5,081.0	557.2	253,844.2	0.0	165,650.1	557.2	0.0	557.2	165,108.8	0.0
25000 < 30000	282,792.8	6,121.2	5,371.0	750.2	276,671.6	0.0	176,599.3	750.2	0.0	750.2	175,849.1	0.0
30000 < 35000	289,579.6	6,337.2	5,819.7	517.5	283,242.4	0.0	176,065.6	517.5	0.0	517.5	175,561.7	0.0
35000 < 40000	309,497.9	6,268.2	5,633.2	635.0	303,229.6	0.0	183,650.6	635.0	0.0	635.0	183,034.8	0.0
40000 < 50000	677,226.3	12,705.4	11,858.7	846.7	664,520.9	0.0	396,338.5	846.7	0.0	846.7	395,494.0	0.0
50000 < 70000	1,598,589.2	24,638.5	23,124.4	1,514.1	1,573,950.7	0.0	902,121.9	1,514.1	0.0	1,514.1	900,629.0	0.0
70000 < 75000	436,182.3	6,103.3	5,634.4	468.8	430,079.0	0.0	235,738.1	468.8	0.0	468.8	235,269.3	0.0
75000 < 80000	443,563.2	6,012.0	5,592.9	419.2	437,551.2	0.0	236,435.9	421.2	0.0	421.2	236,014.7	0.0
80000 < 100000	1,699,317.1	3,150.9	2,891.1	259.9	1,696,253.9	0.0	893,341.5	253.9	0.0	253.9	893,261.4	0.0
100000 < 150000	4,492,281.6	112.1	0.0	112.1	4,492,169.5	0.0	2,102,858.1	87.0	0.0	87.0	2,102,875.3	0.0
150000 < 250000	7,010,179.3	123.4	0.0	123.4	7,010,055.9	0.0	2,863,279.6	105.4	0.0	105.4	2,863,280.8	0.0
250000 < 500000	9,603,780.3	136.5	0.0	136.5	9,603,643.7	0.0	2,938,465.0	94.3	0.0	94.3	2,938,689.0	0.0
500000 < 1000000	10,989,520.7	55.6	0.0	55.6	10,989,465.1	0.0	2,163,678.9	36.4	0.0	36.4	2,163,643.9	0.0
1000000 < 1500000	6,305,193.5	6.0	0.0	6.0	6,305,187.5	0.0	964,843.4	9.4	0.0	9.4	964,906.6	0.0
1500000 < 2000000	4,259,521.1	12.0	0.0	12.0	4,259,509.1	0.0	596,299.1	6.0	0.0	6.0	596,293.1	0.0
2000000 < 5000000	14,545,586.5	36.0	0.0	36.0	14,545,550.5	0.0	1,525,130.4	7.6	0.0	7.6	1,525,254.9	0.0
5000000 < 10000000	11,610,406.2	0.0	0.0	0.0	11,610,406.2	0.0	907,637.1	0.0	0.0	0.0	907,637.1	0.0
At least 10000000	66,129,402.6	0.0	0.0	0.0	66,129,402.6	0.0	1,710,272.8	0.0	0.0	0.0	1,710,272.8	0.0
Total	141,496,328.4	90,956.9	82,319.0	8,638.0	141,405,499.9	0.0	19,520,381.9	8,498.5	0.0	8,498.5	19,512,969.6	0.0
Nontaxable												
= 0	15,680.1	37,951.3	8,207.7	29,743.6	0.0	22,076.9	5,006.3	29,743.6	0.0	29,743.6	2,272.3	25,992.4
0 < 5000	21,951.7	11,146.7	7,637.7	3,509.0	10,805.0	0.0	13,042.2	3,509.0	0.0	3,509.0	11,768.4	2,139.9
5000 < 10000	32,326.2	9,325.0	7,131.9	2,193.1	23,001.2	0.0	2,775.9	2,193.1	0.0	2,193.1	2,219.2	1,627.7
10000 < 15000	46,048.6	8,784.9	6,941.5	1,843.5	37,263.7	0.0	2,118.0	1,845.5	0.0	1,845.5	1,560.2	1,279.1
15000 < 20000	56,282.3	7,148.4	5,516.4	1,632.0	49,133.8	0.0	1,413.6	1,632.0	0.0	1,632.0	1,070.7	1,280.8
20000 < 25000	65,291.4	7,258.0	5,671.3	1,586.6	58,033.4	0.0	1,426.0	1,586.6	0.0	1,586.6	1,033.0	1,186.0
25000 < 30000	74,147.9	6,354.4	4,841.9	1,512.5	67,793.5	0.0	796.6	1,512.5	0.0	1,512.5	546.8	1,254.3
30000 < 35000	78,443.3	5,636.1	4,702.2	933.8	72,807.2	0.0	557.3	933.8	0.0	933.8	461.1	837.6
35000 < 40000	83,070.9	4,964.6	4,298.8	665.8	78,106.3	0.0	300.1	665.8	0.0	665.8	197.9	559.9
40000 < 50000	177,323.4	9,047.9	7,613.9	1,434.0	168,275.5	0.0	820.6	1,434.0	0.0	1,434.0	611.6	1,218.4
50000 < 70000	383,407.0	14,159.3	12,286.6	1,872.6	369,247.8	0.0	679.7	1,872.6	0.0	1,872.6	406.5	1,592.1
70000 < 75000	99,000.8	3,003.8	2,479.6	524.1	95,997.1	0.0	125.0	524.1	0.0	524.1	29.4	428.5
75000 < 80000	94,888.3	2,305.0	1,987.2	317.8	92,583.3	0.0	56.4	317.8	0.0	317.8	0.0	261.4
80000 < 100000	355,835.9	1,304.8	1,067.8	237.0	354,531.1	0.0	334.6	237.0	0.0	237.0	304.6	207.0
100000 < 150000	902,519.4	35.7	0.0	35.7	902,483.7	0.0	502.7	35.0	0.0	35.0	497.2	20.8
150000 < 250000	1,254,538.8	12.3	0.0	12.3	1,254,526.4	0.0	293.8	9.3	0.0	9.3	291.9	6.0
250000 < 500000	1,804,001.2	31.7	0.0	31.7	1,803,969.5	0.0	255.4	31.7	0.0	31.7	255.2	27.5
500000 < 1000000	1,917,269.0	12.0	0.0	12.0	1,917,257.0	0.0	1.6	13.6	0.0	13.6	0.0	11.0
1000000 < 1500000	1,131,986.0	0.0	0.0	0.0	1,131,986.0	0.0	0.0	0.0	0.0	0.0	0.0	0.0
1500000 < 2000000	896,935.0	0.0	0.0	0.0	896,935.0	0.0	0.0	0.0	0.0	0.0	0.0	0.0
2000000 < 5000000	3,036,560.9	9.0	0.0	9.0	3,036,551.9	0.0	0.0	9.0	0.0	9.0	0.0	8.3
5000000 < 10000000	2,592,717.6	0.0	0.0	0.0	2,592,717.6	0.0	0.0	0.0	0.0	0.0	0.0	0.0
At least 10000000	21,142,385.6	0.0	0.0	0.0	21,142,385.6	0.0	0.0	0.0	0.0	0.0	0.0	0.0
Total	36,262,611.3	128,490.8	80,384.5	48,106.2	36,156,391.7	22,076.9	30,505.7	48,106.1	0.0	48,106.1	23,526.1	39,938.7
Total	177,758,939.7	219,447.7	162,703.5	56,744.2	177,561,891.6	22,076.9	19,550,887.7	56,604.5	0.0	56,604.5	19,536,495.7	39,938.7

Statistics of Income 2015: New Jersey Income Tax Returns for 2013

Table 6.11b Income Sources by Gross Income Level: Full-year Returns (Amounts, 000s)

All-source Gross Income Level	All-source						New Jersey-source					
	Total Income	Total Exclusions	Pension and Annuity Exclusions	Other Retirement Income Exclusions	Gross Income	Excess Retirement Income Exclusions	Total Income	Total Exclusions	Pension and Annuity Exclusions	Other Retirement Income Exclusions	Gross Income	Excess Retirement Income Exclusions
Taxable												
0 < 5000	8.8	0.1	0.1	0.0	8.8	0.0	8.8	0.0	0.0	0.0	8.8	0.0
5000 < 10000	14.5	0.3	0.2	0.1	14.5	0.0	14.5	0.1	0.0	0.1	14.5	0.0
10000 < 15000	14.0	0.4	0.4	0.1	14.0	0.0	14.0	0.1	0.0	0.1	14.0	0.0
15000 < 20000	13.2	0.4	0.4	0.1	13.2	0.0	13.2	0.1	0.0	0.1	13.2	0.0
20000 < 25000	11.3	0.5	0.4	0.0	11.3	0.0	11.3	0.0	0.0	0.0	11.3	0.0
25000 < 30000	10.1	0.5	0.5	0.1	10.1	0.0	10.1	0.1	0.0	0.1	10.1	0.0
30000 < 35000	8.7	0.5	0.5	0.1	8.7	0.0	8.7	0.1	0.0	0.1	8.7	0.0
35000 < 40000	8.1	0.5	0.5	0.1	8.1	0.0	8.1	0.1	0.0	0.1	8.1	0.0
40000 < 50000	14.8	1.0	1.0	0.1	14.8	0.0	14.8	0.1	0.0	0.1	14.8	0.0
50000 < 70000	26.3	1.8	1.7	0.1	26.3	0.0	26.3	0.1	0.0	0.1	26.3	0.0
70000 < 75000	5.9	0.4	0.4	0.0	5.9	0.0	5.9	0.0	0.0	0.0	5.9	0.0
75000 < 80000	5.6	0.4	0.4	0.0	5.6	0.0	5.6	0.0	0.0	0.0	5.6	0.0
80000 < 100000	18.9	0.5	0.5	0.0	18.9	0.0	18.9	0.0	0.0	0.0	18.9	0.0
100000 < 150000	36.5	0.0	0.0	0.0	36.5	0.0	36.5	0.0	0.0	0.0	36.5	0.0
150000 < 250000	36.6	0.0	0.0	0.0	36.6	0.0	36.6	0.0	0.0	0.0	36.6	0.0
250000 < 500000	27.5	0.0	0.0	0.0	27.5	0.0	27.5	0.0	0.0	0.0	27.5	0.0
500000 < 1000000	15.8	0.0	0.0	0.0	15.8	0.0	15.8	0.0	0.0	0.0	15.8	0.0
1000000 < 1500000	5.2	0.0	0.0	0.0	5.2	0.0	5.2	0.0	0.0	0.0	5.2	0.0
1500000 < 2000000	2.5	0.0	0.0	0.0	2.5	0.0	2.5	0.0	0.0	0.0	2.5	0.0
2000000 < 5000000	4.8	0.0	0.0	0.0	4.8	0.0	4.8	0.0	0.0	0.0	4.8	0.0
5000000 < 10000000	1.7	0.0	0.0	0.0	1.7	0.0	1.7	0.0	0.0	0.0	1.7	0.0
At least 10000000	1.6	0.0	0.0	0.0	1.6	0.0	1.6	0.0	0.0	0.0	1.6	0.0
Total	292.4	7.4	6.9	0.8	292.4	0.0	292.3	0.8	0.0	0.8	292.4	0.0
Nontaxable												
= 0	2.2	2.3	1.1	2.3	6.2	2.2	0.9	2.3	0.0	2.3	0.1	2.2
0 < 5000	5.9	0.8	0.6	0.3	5.9	0.0	2.5	0.3	0.0	0.3	2.4	0.3
5000 < 10000	3.1	0.6	0.6	0.2	3.1	0.0	0.5	0.2	0.0	0.2	0.4	0.2
10000 < 15000	3.0	0.6	0.5	0.1	3.0	0.0	0.2	0.1	0.0	0.1	0.2	0.1
15000 < 20000	2.8	0.5	0.4	0.1	2.8	0.0	0.1	0.1	0.0	0.1	0.1	0.1
20000 < 25000	2.6	0.5	0.4	0.1	2.6	0.0	0.1	0.1	0.0	0.1	0.1	0.1
25000 < 30000	2.5	0.4	0.3	0.1	2.5	0.0	0.1	0.1	0.0	0.1	0.0	0.1
30000 < 35000	2.2	0.4	0.3	0.1	2.2	0.0	0.1	0.1	0.0	0.1	0.0	0.1
35000 < 40000	2.1	0.3	0.3	0.0	2.1	0.0	0.0	0.0	0.0	0.0	0.0	0.0
40000 < 50000	3.7	0.6	0.5	0.1	3.7	0.0	0.1	0.1	0.0	0.1	0.0	0.1
50000 < 70000	6.2	0.9	0.8	0.1	6.2	0.0	0.1	0.1	0.0	0.1	0.0	0.1
70000 < 75000	1.3	0.2	0.2	0.0	1.3	0.0	0.0	0.0	0.0	0.0	0.0	0.0
75000 < 80000	1.2	0.1	0.1	0.0	1.2	0.0	0.0	0.0	0.0	0.0	0.0	0.0
80000 < 100000	4.0	0.1	0.1	0.0	4.0	0.0	0.0	0.0	0.0	0.0	0.0	0.0
100000 < 150000	7.4	0.0	0.0	0.0	7.4	0.0	0.0	0.0	0.0	0.0	0.0	0.0
150000 < 250000	6.5	0.0	0.0	0.0	6.5	0.0	0.0	0.0	0.0	0.0	0.0	0.0
250000 < 500000	5.2	0.0	0.0	0.0	5.2	0.0	0.0	0.0	0.0	0.0	0.0	0.0
500000 < 1000000	2.7	0.0	0.0	0.0	2.7	0.0	0.0	0.0	0.0	0.0	0.0	0.0
1000000 < 1500000	0.9	0.0	0.0	0.0	0.9	0.0	0.0	0.0	0.0	0.0	0.0	0.0
1500000 < 2000000	0.5	0.0	0.0	0.0	0.5	0.0	0.0	0.0	0.0	0.0	0.0	0.0
2000000 < 5000000	1.0	0.0	0.0	0.0	1.0	0.0	0.0	0.0	0.0	0.0	0.0	0.0
5000000 < 10000000	0.4	0.0	0.0	0.0	0.4	0.0	0.0	0.0	0.0	0.0	0.0	0.0
At least 10000000	0.4	0.0	0.0	0.0	0.4	0.0	0.0	0.0	0.0	0.0	0.0	0.0
Total	67.8	8.3	6.3	3.8	71.9	2.2	4.9	3.8	0.0	3.8	3.4	3.5
Total	360.2	15.6	13.2	4.6	364.2	2.2	297.2	4.6	0.0	4.6	295.8	3.5

Statistics of Income 2015: New Jersey Income Tax Returns for 2013

[Table 6.12a](#) Income Sources by Gross Income Percentile Level: All Returns (Amounts, 000s)

New Jersey Gross Income Percentile Level	Total Income	Total Exclusions	All-source				New Jersey-source						
			Pension and Annuity Exclusions	Other Retirement Income Exclusions	Gross Income	Excess Retirement Income Exclusions	Pension and Annuity Exclusions	Other Retirement Income Exclusions	Gross Income	Excess Retirement Income Exclusions			
< 9,417	< 10.0	189,020.2	60,731.0	24,574.9	36,156.1	150,583.8	22,076.9	116,411.1	36,156.1	0.0	36,156.1	111,147.4	29,703.2
9,417 < 20,418	10.0 < 20.0	565,464.4	28,263.2	23,192.3	5,070.9	537,218.4	0.0	304,592.7	5,072.9	0.0	5,072.9	302,236.6	2,662.9
20,418 < 27,150	20.0 < 25.0	449,041.7	17,368.4	14,285.2	3,083.3	431,673.3	0.0	229,027.6	3,083.3	0.0	3,083.3	227,734.2	1,762.6
27,150 < 35,136	25.0 < 30.0	583,701.6	19,225.0	16,470.0	2,755.0	564,476.6	0.0	283,012.7	2,755.0	0.0	2,755.0	281,781.8	1,505.8
35,136 < 54,649	30.0 < 40.0	1,663,426.4	42,361.4	38,027.0	4,334.5	1,621,065.0	0.0	771,315.9	4,334.5	0.0	4,334.5	769,260.5	2,247.3
54,649 < 78,354	40.0 < 50.0	2,450,074.5	43,720.4	39,664.7	4,055.8	2,406,354.1	0.0	1,101,021.6	4,057.8	0.0	4,057.8	1,098,668.2	1,676.0
78,354 < 110,841	50.0 < 60.0	3,425,496.7	7,239.7	6,489.5	750.3	3,418,344.7	0.0	1,449,228.7	738.3	0.0	738.3	1,449,049.4	311.7
110,841 < 155,943	60.0 < 70.0	4,799,199.3	115.8	0.0	115.8	4,799,083.5	0.0	1,853,375.2	96.0	0.0	96.0	1,853,334.9	16.5
155,942 < 188,760	70.0 < 75.0	3,124,893.6	54.4	0.0	54.4	3,124,839.1	0.0	1,125,223.0	36.4	0.0	36.4	1,125,292.7	6.0
188,760 < 239,728	75.0 < 80.0	3,861,805.8	69.3	0.0	69.3	3,861,736.4	0.0	1,294,601.1	66.3	0.0	66.3	1,294,542.6	0.0
239,728 < 514,376	80.0 < 90.0	12,591,395.0	174.2	0.0	174.2	12,591,220.7	0.0	3,251,882.4	132.0	0.0	132.0	3,252,101.8	27.5
514,376 < 1,040,213	90.0 < 95.0	13,128,578.7	61.6	0.0	61.6	13,128,517.1	0.0	2,167,821.4	44.0	0.0	44.0	2,167,862.0	11.0
1,040,213 < 5,570,261	95.0 < 99.0	31,623,987.7	63.0	0.0	63.0	31,623,924.7	0.0	3,143,986.2	32.0	0.0	32.0	3,144,095.3	8.3
5,570,261 < 11,003,897	99.0 < 99.5	14,084,151.8	0.0	0.0	0.0	14,084,151.8	0.0	878,561.1	0.0	0.0	0.0	878,561.1	0.0
11,003,897 < 45,877,841	99.5 < 99.9	30,265,675.0	0.0	0.0	0.0	30,265,675.0	0.0	973,823.2	0.0	0.0	0.0	973,823.2	0.0
At least 45,877,841	at least 99.9	54,953,027.3	0.0	0.0	0.0	54,953,027.3	0.0	607,004.0	0.0	0.0	0.0	607,004.0	0.0
Total		177,758,939.7	219,447.7	162,703.5	56,744.2	177,561,891.6	22,076.9	19,550,887.7	56,604.5	0.0	56,604.5	19,536,495.7	39,938.7

Statistics of Income 2015: New Jersey Income Tax Returns for 2013

Table 6.12b Income Sources by Gross Income Percentile Level: All Returns (Returns, 000s)

New Jersey Gross Income Percentile Level	All-source						New Jersey-source						
	Total Income	Total Exclusions	Pension and Annuity Exclusions	Other Retirement Income Exclusions	Gross Income	Excess Retirement Income Exclusions	Total Income	Total Exclusions	Pension and Annuity Exclusions	Other Retirement Income Exclusions	Gross Income	Excess Retirement Income Exclusions	
< 9,417	< 10.0	32.4	4.0	2.5	2.9	36.4	2.2	25.4	2.9	0.0	2.9	24.4	2.6
9,417 < 20,418	10.0 < 20.0	36.4	2.1	1.8	0.4	36.4	0.0	30.5	0.4	0.0	0.4	30.4	0.3
20,418 < 27,150	20.0 < 25.0	18.2	1.2	1.1	0.2	18.2	0.0	14.9	0.2	0.0	0.2	14.8	0.2
27,150 < 35,136	25.0 < 30.0	18.2	1.4	1.3	0.2	18.2	0.0	14.6	0.2	0.0	0.2	14.6	0.1
35,136 < 54,649	30.0 < 40.0	36.4	3.0	2.8	0.3	36.4	0.0	29.1	0.3	0.0	0.3	29.1	0.2
54,649 < 78,354	40.0 < 50.0	36.4	3.0	2.9	0.3	36.4	0.0	29.8	0.3	0.0	0.3	29.7	0.1
78,354 < 110,841	50.0 < 60.0	36.4	0.8	0.8	0.1	36.4	0.0	30.1	0.1	0.0	0.1	30.1	0.0
110,841 < 155,943	60.0 < 70.0	36.4	0.0	0.0	0.0	36.4	0.0	30.5	0.0	0.0	0.0	30.5	0.0
155,942 < 188,760	70.0 < 75.0	18.2	0.0	0.0	0.0	18.2	0.0	15.5	0.0	0.0	0.0	15.5	0.0
188,760 < 239,728	75.0 < 80.0	18.2	0.0	0.0	0.0	18.2	0.0	15.4	0.0	0.0	0.0	15.4	0.0
239,728 < 514,376	80.0 < 90.0	36.4	0.0	0.0	0.0	36.4	0.0	30.7	0.0	0.0	0.0	30.7	0.0
514,376 < 1,040,213	90.0 < 95.0	18.2	0.0	0.0	0.0	18.2	0.0	15.5	0.0	0.0	0.0	15.5	0.0
1,040,213 < 5,570,261	95.0 < 99.0	14.6	0.0	0.0	0.0	14.6	0.0	12.2	0.0	0.0	0.0	12.2	0.0
5,570,261 < 11,003,897	99.0 < 99.5	1.8	0.0	0.0	0.0	1.8	0.0	1.5	0.0	0.0	0.0	1.5	0.0
11,003,897 < 45,877,841	99.5 < 99.9	1.5	0.0	0.0	0.0	1.5	0.0	1.2	0.0	0.0	0.0	1.2	0.0
At least 45,877,841	at least 99.9	0.4	0.0	0.0	0.0	0.4	0.0	0.3	0.0	0.0	0.0	0.3	0.0
Total		360.2	15.6	13.2	4.6	364.2	2.2	297.2	4.6	0.0	4.6	295.8	3.5

Statistics of Income 2015: New Jersey Income Tax Returns for 2013

Table 6.21b Tax Liability Calculations by Gross Income Level: All Returns (Returns, 000s)

All-source Gross Gross Income Level	All-source Gross Income	Exemptions	Deductions	Taxable Income	All-source Schedule Tax	New Jersey Schedule Tax	Workspace Credit	Balance of Tax	Estimated Tax Penalty	Total Tax and Penalty	Net Charged Tax	Net Variance
Taxable												
0 < 5000	8.8	8.8	0.2	8.8	8.8	8.8	0.0	8.8	0.0	8.8	8.8	8.7
5000 < 10000	14.5	14.5	0.7	14.5	14.5	14.5	0.0	14.5	0.0	14.5	14.5	14.1
10000 < 15000	14.0	14.0	1.1	14.0	14.0	14.0	0.0	14.0	0.0	14.0	14.0	13.7
15000 < 20000	13.2	13.2	1.3	13.2	13.2	13.2	0.0	13.2	0.0	13.2	13.2	13.0
20000 < 25000	11.3	11.3	1.4	11.3	11.3	11.3	0.0	11.3	0.0	11.3	11.3	11.2
25000 < 30000	10.1	10.1	1.4	10.1	10.1	10.1	0.0	10.1	0.0	10.1	10.1	10.0
30000 < 35000	8.7	8.7	1.5	8.7	8.7	8.7	0.0	8.7	0.1	8.7	8.7	8.7
35000 < 40000	8.1	8.1	1.6	8.1	8.1	8.1	0.0	8.1	0.1	8.1	8.1	8.1
40000 < 50000	14.8	14.8	3.1	14.8	14.8	14.8	0.0	14.8	0.3	14.8	14.8	14.8
50000 < 70000	26.3	26.3	6.0	26.3	26.3	26.3	0.0	26.3	0.7	26.3	26.3	26.3
70000 < 75000	5.9	5.9	1.4	5.9	5.9	5.9	0.0	5.9	0.2	5.9	5.9	5.9
75000 < 80000	5.6	5.6	1.4	5.6	5.6	5.6	0.0	5.6	0.2	5.6	5.6	5.6
80000 < 100000	18.9	18.9	4.4	18.9	18.9	18.9	0.0	18.9	0.7	18.9	18.9	18.9
100000 < 150000	36.5	36.5	9.3	36.5	36.5	36.5	0.0	36.5	2.4	36.5	36.5	36.5
150000 < 250000	36.6	36.6	10.2	36.6	36.6	36.6	0.0	36.6	2.8	36.6	36.6	36.6
250000 < 500000	27.5	27.5	10.2	27.5	27.5	27.5	0.0	27.5	2.3	27.5	27.5	27.5
500000 < 1000000	15.8	15.8	7.5	15.8	15.8	15.8	0.0	15.8	1.4	15.8	15.8	15.8
1000000 < 1500000	5.2	5.2	2.6	5.2	5.2	5.2	0.0	5.2	0.6	5.2	5.2	5.2
1500000 < 2000000	2.5	2.5	1.1	2.5	2.5	2.5	0.0	2.5	0.3	2.5	2.5	2.5
2000000 < 5000000	4.8	4.8	2.3	4.8	4.8	4.8	0.0	4.8	0.6	4.8	4.8	4.8
5000000 < 10000000	1.7	1.7	0.8	1.7	1.7	1.7	0.0	1.7	0.2	1.7	1.7	1.7
At least 10000000	1.6	1.6	0.8	1.6	1.6	1.6	0.0	1.6	0.2	1.6	1.6	1.6
Total	292.4	292.4	70.4	292.4	292.4	292.4	0.0	292.4	13.3	292.4	292.4	291.0
Nontaxable												
= 0	6.2	6.2	2.1	0.0	0.0	0.0	0.0	0.0	0.0	0.0	0.0	0.0
0 < 5000	5.9	5.9	1.3	1.7	1.7	0.0	0.0	0.0	0.0	0.0	0.0	0.0
5000 < 10000	3.1	3.1	1.0	2.5	2.5	0.0	0.0	0.0	0.0	0.0	0.0	0.0
10000 < 15000	3.0	3.0	0.8	2.7	2.7	0.0	0.0	0.0	0.0	0.0	0.0	0.0
15000 < 20000	2.8	2.8	0.7	2.7	2.7	0.0	0.0	0.0	0.0	0.0	0.0	0.0
20000 < 25000	2.6	2.6	0.7	2.5	2.5	0.0	0.0	0.0	0.0	0.0	0.0	0.0
25000 < 30000	2.5	2.5	0.6	2.4	2.4	0.0	0.0	0.0	0.0	0.0	0.0	0.0
30000 < 35000	2.2	2.2	0.6	2.2	2.2	0.0	0.0	0.0	0.0	0.0	0.0	0.0
35000 < 40000	2.1	2.1	0.5	2.1	2.1	0.0	0.0	0.0	0.0	0.0	0.0	0.0
40000 < 50000	3.7	3.7	1.0	3.7	3.7	0.0	0.0	0.0	0.0	0.0	0.0	0.0
50000 < 70000	6.2	6.2	1.8	6.2	6.2	0.0	0.0	0.0	0.0	0.0	0.0	0.0
70000 < 75000	1.3	1.3	0.4	1.3	1.3	0.0	0.0	0.0	0.0	0.0	0.0	0.0
75000 < 80000	1.2	1.2	0.4	1.2	1.2	0.0	0.0	0.0	0.0	0.0	0.0	0.0
80000 < 100000	4.0	4.0	1.0	4.0	4.0	0.0	0.0	0.0	0.0	0.0	0.0	0.0
100000 < 150000	7.4	7.4	2.2	7.3	7.3	0.0	0.0	0.0	0.0	0.0	0.0	0.0
150000 < 250000	6.5	6.5	2.2	6.5	6.5	0.0	0.0	0.0	0.0	0.0	0.0	0.0
250000 < 500000	5.2	5.2	2.2	5.2	5.2	0.0	0.0	0.0	0.0	0.0	0.0	0.0
500000 < 1000000	2.7	2.7	1.3	2.7	2.7	0.0	0.0	0.0	0.0	0.0	0.0	0.0
1000000 < 1500000	0.9	0.9	0.5	0.9	0.9	0.0	0.0	0.0	0.0	0.0	0.0	0.0
1500000 < 2000000	0.5	0.5	0.3	0.5	0.5	0.0	0.0	0.0	0.0	0.0	0.0	0.0
2000000 < 5000000	1.0	1.0	0.5	1.0	1.0	0.0	0.0	0.0	0.0	0.0	0.0	0.0
5000000 < 10000000	0.4	0.4	0.2	0.4	0.4	0.0	0.0	0.0	0.0	0.0	0.0	0.0
At least 10000000	0.4	0.4	0.2	0.4	0.4	0.0	0.0	0.0	0.0	0.0	0.0	0.0
Total	71.9	71.9	22.5	60.0	60.0	0.0	0.0	0.0	0.0	0.0	0.0	0.0
Total	364.2	364.2	92.9	352.4	352.4	292.4	0.0	292.4	13.4	292.4	292.4	291.0

Statistics of Income 2015: New Jersey Income Tax Returns for 2013

Table 6.22a Tax Liability Calculations by Gross Income Percentile: All Returns (Amounts, 000s)

New Jersey Gross Income Percentile Level	All-source Gross Income	Exemptions	Deductions	Taxable Income	Schedule Tax		Sheltered Workspace Credit	Balance of Tax	Estimated Tax Penalty	Total Tax and Penalty	Net Charged Tax	Net Variance	Excess Exemptions and Deductions	
					All source	New Jersey								
< 9,417	< 10.0	150,583.8	62,019.6	29,991.9	103,987.1	1,455.8	975.3	0.0	975.3	0.8	976.2	975.3	0.0	45,414.8
,417 < 20,418	10.0 < 20.0	537,218.4	82,837.0	22,705.3	437,469.5	6,124.6	3,461.6	0.0	3,461.6	0.1	3,461.7	3,461.6	0.0	5,793.4
,418 < 27,150	20.0 < 25.0	431,673.3	43,457.8	15,270.1	374,632.0	5,353.0	2,844.1	0.0	2,844.1	0.3	2,844.4	2,844.1	0.0	1,686.6
,150 < 35,136	25.0 < 30.0	564,476.6	43,855.9	18,743.8	503,290.3	7,550.8	3,799.8	0.0	3,799.8	1.9	3,801.7	3,799.8	-0.1	1,413.5
,136 < 54,649	30.0 < 40.0	1,621,065.0	87,502.1	48,552.5	1,487,053.7	27,624.3	13,274.3	0.0	13,274.3	9.7	13,284.0	13,274.3	-0.1	2,043.3
,649 < 78,354	40.0 < 50.0	2,406,354.1	91,640.9	56,790.0	2,259,295.0	55,517.1	26,112.1	0.0	26,112.1	21.0	26,133.1	26,112.1	0.0	1,371.8
,54 < 110,841	50.0 < 60.0	3,418,344.7	104,849.4	63,900.3	3,250,374.1	97,892.6	42,759.1	0.0	42,759.1	31.3	42,790.4	42,759.1	0.0	779.1
,41 < 155,943	60.0 < 70.0	4,799,083.5	118,316.4	77,802.8	4,603,408.7	169,174.4	66,557.4	0.0	66,557.4	65.6	66,623.0	66,557.4	0.0	444.4
,42 < 188,760	70.0 < 75.0	3,124,839.1	63,151.2	45,965.2	3,015,769.2	125,291.0	45,491.3	0.0	45,491.3	42.7	45,534.0	45,491.3	0.0	46.5
,60 < 239,728	75.0 < 80.0	3,861,736.4	65,569.3	54,896.5	3,741,561.8	170,456.8	57,622.8	0.0	57,622.8	52.8	57,675.6	57,622.8	0.0	291.1
,28 < 514,376	80.0 < 90.0	12,591,220.7	135,979.9	193,125.7	12,262,434.3	644,834.0	166,567.1	0.0	166,567.1	188.5	166,755.5	166,567.1	-0.1	319.2
6 < 1,040,213	90.0 < 95.0	13,128,517.1	70,712.2	184,005.6	12,874,023.5	850,134.7	139,830.8	0.0	139,830.8	333.7	140,164.5	139,830.8	0.0	224.3
3 < 5,570,261	95.0 < 99.0	31,623,924.7	56,266.6	302,964.0	31,281,723.5	2,562,340.6	252,599.1	0.0	252,599.1	347.2	252,946.4	252,599.1	0.0	17,029.4
< 11,003,897	99.0 < 99.5	14,084,151.8	6,904.0	89,964.3	13,987,283.5	1,224,360.8	76,418.9	0.0	76,418.9	79.6	76,498.5	76,418.9	0.0	0.0
< 45,877,841	99.5 < 99.9	30,265,675.0	5,657.5	176,729.3	30,083,288.3	2,674,236.0	86,049.7	0.0	86,049.7	189.8	86,239.6	86,049.7	0.0	0.0
at least 45,877,841	at least 99.9	54,953,027.3	1,508.5	199,127.4	54,752,391.4	4,905,218.5	54,158.2	0.0	54,158.2	38.3	54,196.4	54,158.2	0.0	0.0
Total		177,561,891.6	1,040,228.3	1,580,534.6	175,017,986.0	13,527,564.8	1,038,521.6	0.0	1,038,521.6	1,403.3	1,039,925.0	1,038,521.6	-0.1	76,857.3

Statistics of Income 2015: New Jersey Income Tax Returns for 2013

[Table 6.22b](#) Tax Liability Calculations by Gross Income Percentile: All Returns (Amounts, 000s)

New Jersey Gross Income Percentile Level	All-source Gross Income	Exemptions	Deductions	Taxable Income	Schedule Tax		Sheltered Workspace Credit	Balance of Tax	Estimated Tax Penalty	Total Tax and Penalty	Net Charged Tax	Net Variance	
					All source	New Jersey							
< 9,417	< 10.0	36.4	36.4	5.1	25.4	25.4	21.5	0.0	21.5	0.0	21.5	21.5	16.7
9,417 < 20,418	10.0 < 20.0	36.4	36.4	4.3	35.9	35.9	30.1	0.0	30.1	0.0	30.1	30.1	28.7
20,418 < 27,150	20.0 < 25.0	18.2	18.2	2.8	18.1	18.1	14.8	0.0	14.8	0.0	14.8	14.8	14.3
27,150 < 35,136	25.0 < 30.0	18.2	18.2	3.3	18.1	18.1	14.5	0.0	14.5	0.1	14.5	14.5	14.1
35,136 < 54,649	30.0 < 40.0	36.4	36.4	8.0	36.4	36.4	29.0	0.0	29.0	0.6	29.0	29.0	28.5
54,649 < 78,354	40.0 < 50.0	36.4	36.4	8.8	36.4	36.4	29.7	0.0	29.7	0.9	29.7	29.7	28.8
78,354 < 110,841	50.0 < 60.0	36.4	36.4	9.0	36.4	36.4	30.1	0.0	30.1	1.2	30.1	30.1	29.3
110,841 < 155,943	60.0 < 70.0	36.4	36.4	9.6	36.4	36.4	30.5	0.0	30.5	2.2	30.5	30.5	29.6
155,942 < 188,760	70.0 < 75.0	18.2	18.2	5.1	18.2	18.2	15.5	0.0	15.5	1.2	15.5	15.5	15.0
188,760 < 239,728	75.0 < 80.0	18.2	18.2	5.4	18.2	18.2	15.4	0.0	15.4	1.2	15.4	15.4	15.0
239,728 < 514,376	80.0 < 90.0	36.4	36.4	13.8	36.4	36.4	30.7	0.0	30.7	2.6	30.7	30.7	29.8
514,376 < 1,040,213	90.0 < 95.0	18.2	18.2	8.8	18.2	18.2	15.5	0.0	15.5	1.4	15.5	15.5	14.7
1,040,213 < 5,570,261	95.0 < 99.0	14.6	14.6	7.1	14.6	14.6	12.2	0.0	12.2	1.4	12.2	12.2	11.5
5,570,261 < 11,003,897	99.0 < 99.5	1.8	1.8	0.9	1.8	1.8	1.5	0.0	1.5	0.2	1.5	1.5	1.4
11,003,897 < 45,877,841	99.5 < 99.9	1.5	1.5	0.7	1.5	1.5	1.2	0.0	1.2	0.2	1.2	1.2	1.1
At least 45,877,841	at least 99.9	0.4	0.4	0.2	0.4	0.4	0.3	0.0	0.3	0.1	0.3	0.3	0.3
Total		364.2	364.2	92.9	352.4	352.4	292.4	0.0	292.4	13.4	292.4	292.4	278.6

Statistics of Income 2015: New Jersey Income Tax Returns for 2013

Table 6.31a Tax Payments by Gross Income Level: All Returns (Amounts, 000s)

All-source Gross Income Level	Withholdings	Estimated Payments and		Excess Contributions			Total Payments and			Credit Forward	Total Deductions			Final Payments	Invoice Payments	Other Direct Payments	Total Direct Payments
		Prior Year Credits	Taxes Paid by Partnerships	Unemployment Insurance	Disability Insurance	Family Leave Insurance	Payments and Credits	Overpayments	Refunds		Check-off Donations	from Overpayment	Underpayment				
Nontaxable Returns																	
= 0	333.3	1,025.3	352.2	1.2	0.7	0.3	1,713.1	1,712.6	1,686.0	59.8	1.5	61.3	0.3	114.9	12.0	279.4	407.9
0 < 5000	599.6	473.0	55.9	0.9	0.1	0.1	1,129.6	1,129.6	1,166.0	141.5	0.7	142.2	0.1	61.4	2.6	8.2	72.9
5000 < 10000	278.0	242.5	34.3	0.1	0.0	0.0	554.9	554.9	559.2	20.5	0.0	20.5	0.0	4.5	0.3	0.4	5.2
10000 < 15000	317.5	159.1	26.0	0.3	0.0	0.2	503.1	503.1	541.4	14.5	0.8	15.4	0.0	2.6	0.2	3.5	7.2
15000 < 20000	356.0	172.5	80.0	0.7	0.0	0.0	603.3	603.3	602.3	16.1	0.1	16.3	0.0	5.4	0.3	2.4	8.2
20000 < 25000	458.5	311.1	43.2	0.8	0.1	0.0	813.7	813.7	698.3	88.3	0.0	88.3	0.0	9.9	0.5	1.2	11.6
25000 < 30000	504.8	297.1	31.5	0.2	0.1	0.0	833.7	833.7	836.6	25.0	0.0	25.0	0.0	9.6	0.6	11.8	21.9
30000 < 35000	551.4	122.0	24.3	0.5	0.2	0.1	698.5	698.5	710.4	14.0	0.0	14.0	0.0	4.5	0.3	2.2	6.9
35000 < 40000	559.9	253.3	37.4	0.9	0.5	0.2	852.2	852.2	859.4	8.9	0.1	9.0	0.0	4.2	0.0	0.2	4.6
40000 < 50000	1,180.7	475.8	27.1	2.7	1.5	0.5	1,688.4	1,688.3	1,747.7	27.1	0.1	27.1	0.0	16.3	2.8	1.5	20.7
50000 < 70000	2,574.1	703.1	179.5	8.1	4.6	1.5	3,470.8	3,470.8	3,415.1	91.7	0.2	91.8	0.0	36.7	0.7	77.9	115.5
70000 < 75000	586.8	131.0	42.7	2.5	1.7	0.5	763.3	763.3	763.6	8.1	0.0	8.1	0.0	7.2	0.1	0.7	7.9
75000 < 80000	559.3	125.6	24.1	2.3	1.3	0.4	713.1	713.1	690.9	23.6	0.0	23.7	0.0	28.8	0.6	10.0	39.3
80000 < 100000	2,095.1	531.1	158.7	7.5	4.7	1.6	2,798.6	2,798.6	2,798.2	69.6	0.4	70.0	0.0	33.5	3.9	19.8	57.6
100000 < 150000	4,275.9	1,491.2	196.1	13.6	9.0	3.1	5,988.9	5,988.7	5,917.7	249.9	0.3	250.2	0.0	68.0	10.9	22.6	101.8
150000 < 250000	3,818.5	2,352.8	492.1	11.1	6.4	2.7	6,683.5	6,683.5	6,207.3	638.2	8.3	646.4	0.0	113.1	2.5	50.3	174.2
250000 < 500000	3,173.4	3,024.7	311.6	5.4	3.5	1.1	6,519.7	6,519.7	6,318.1	758.5	2.9	761.4	0.0	209.6	4.5	116.8	333.9
500000 < 1000000	1,412.2	2,546.5	370.4	0.8	0.2	0.2	4,330.2	4,330.2	3,934.3	729.2	0.0	729.2	0.0	100.4	5.6	353.9	459.9
1000000 < 1500000	458.3	1,259.8	121.5	0.9	0.7	0.2	1,841.4	1,841.4	1,564.3	436.0	0.0	436.0	0.0	136.1	0.1	137.6	273.8
1500000 < 2000000	427.7	544.6	465.8	0.0	0.0	0.0	1,438.2	1,438.2	1,111.3	252.3	0.0	252.3	0.0	10.7	0.0	21.7	32.4
2000000 < 5000000	601.5	2,055.2	643.5	0.0	0.0	0.0	3,300.1	3,300.1	2,621.8	1,105.6	0.0	1,105.6	0.0	17.0	0.1	75.2	92.3
5000000 < 10000000	97.4	1,559.7	229.7	0.0	0.0	0.0	1,886.8	1,886.8	1,489.3	453.8	0.0	453.8	0.0	29.2	7.7	60.5	97.4
At least 10000000	29.8	4,139.1	1,176.2	0.0	0.0	0.0	5,345.0	5,345.0	2,915.2	2,478.7	0.0	2,478.7	0.0	352.2	0.0	167.2	519.4
Total	25,249.6	23,995.9	5,123.8	60.5	35.4	12.7	54,477.9	54,477.2	49,154.5	7,710.9	15.5	7,726.3	0.4	1,376.0	56.2	1,424.8	2,872.5
Taxable Returns																	
= 0	0.0	0.0	0.0	0.0	0.0	0.0	0.0	0.0	0.0	0.0	0.0	0.0	0.0	0.0	0.0	0.0	0.0
0 < 5000	358.5	61.1	61.9	0.2	0.0	0.1	481.8	291.3	474.7	10.6	0.3	10.9	30.3	29.2	1.0	0.7	31.3
5000 < 10000	1,143.4	137.7	82.8	0.4	0.4	0.2	1,364.8	636.0	1,335.6	30.6	0.3	30.9	160.3	29.4	2.0	2.6	34.3
10000 < 15000	1,761.2	126.5	120.0	0.5	0.4	0.1	2,008.6	903.2	1,283.8	26.4	0.3	26.7	239.7	149.8	14.8	3.1	168.0
15000 < 20000	2,285.0	104.8	155.3	0.8	0.3	0.1	2,546.2	1,039.8	1,669.2	36.2	0.3	36.5	301.6	126.1	13.2	5.0	144.6
20000 < 25000	2,687.3	558.8	149.4	0.6	0.4	0.1	3,396.4	1,609.7	1,270.5	406.3	0.3	406.6	254.3	226.0	22.0	11.2	259.6
25000 < 30000	3,084.5	250.3	173.1	0.7	0.5	0.4	3,509.5	1,459.7	1,522.9	56.7	0.2	56.9	250.7	283.4	15.4	30.1	329.1
30000 < 35000	3,158.3	269.9	195.3	1.3	0.8	0.3	3,625.8	1,491.8	1,445.8	91.7	0.4	92.2	267.6	274.6	26.7	6.3	308.1
35000 < 40000	3,564.1	275.7	193.3	2.5	1.4	0.5	4,037.4	1,663.9	1,626.1	80.9	0.3	81.2	270.3	244.9	21.1	15.8	282.1
40000 < 50000	8,765.8	645.6	486.9	8.8	6.2	2.1	9,915.4	3,743.6	3,824.7	147.8	1.0	148.8	624.0	576.1	63.4	40.9	681.4
50000 < 70000	24,388.9	1,397.8	1,038.4	22.2	14.3	14.2	26,875.9	8,448.4	8,272.2	393.9	5.2	399.1	1,719.9	1,536.6	131.2	136.2	1,809.2
70000 < 75000	6,990.9	431.0	323.9	4.3	2.5	4.4	7,757.0	2,353.0	2,360.8	70.3	0.3	70.6	468.6	459.4	26.6	14.7	501.0
75000 < 80000	7,249.4	362.7	343.0	6.2	4.0	1.5	7,966.8	2,354.4	2,347.9	99.8	0.2	100.0	453.0	427.0	24.3	40.4	491.9
80000 < 100000	28,803.9	1,479.1	1,327.7	20.9	13.9	5.0	31,650.5	8,142.7	7,995.3	328.2	0.7	328.9	2,117.3	2,053.1	161.6	154.7	2,370.1
100000 < 150000	74,309.8	5,700.9	3,925.3	56.7	31.3	14.2	84,038.1	18,224.5	17,619.4	1,250.7	48.3	1,299.0	7,242.9	7,086.8	397.8	515.2	8,048.1
150000 < 250000	113,667.1	12,869.1	8,419.4	59.1	32.6	13.1	135,060.4	24,840.7	23,032.9	2,690.7	5.2	2,695.9	11,863.1	12,351.0	697.8	1,322.1	14,376.0
250000 < 500000	122,858.8	27,800.9	23,775.5	30.5	16.6	7.2	174,489.5	37,171.8	31,273.0	7,060.8	2.4	7,063.2	13,911.6	15,322.5	877.8	3,016.9	19,219.6
500000 < 1000000	86,246.8	38,780.0	33,659.0	25.7	6.9	2.9	158,721.3	33,664.7	24,094.8	10,001.4	1.2	10,002.6	13,190.7	15,634.8	1,032.2	5,294.6	21,962.7
1000000 < 1500000	35,160.5	27,442.9	18,608.8	4.1	2.7	1.0	81,220.0	16,357.7	9,907.7	7,099.6	0.3	7,099.9	7,335.8	9,151.3	403.9	4,218.1	13,773.7
1500000 < 2000000	21,912.2	23,853.5	10,795.7	3.0	2.2	0.7	56,567.3	12,794.6	6,313.1	7,022.6	0.0	7,022.6	3,465.3	5,095.0	234.7	3,823.5	9,153.2
2000000 < 5000000	50,645.7	70,522.2	29,754.8	3.4	2.5	0.9	150,929.5	33,907.3	16,009.6	19,018.6	0.0	19,018.6	10,194.0	14,631.7	788.5	12,922.5	28,342.8
5000000 < 10000000	29,015.5	47,681.2	21,299.7	0.8	0.7	0.2	97,998.2	24,242.4	10,824.4	13,746.5	0.0	13,746.5	5,081.1	6,772.6	316.6	7,834.6	14,923.7
At least 10000000	46,654.5	116,203.5	38,524.8	67.7	0.1	0.0	201,450.5	59,314.8	22,657.8	40,740.5	31.6	40,772.1	9,526.8	9,945.2	357.0	23,418.4	33,752.2
Total	674,712.0	376,955.2	193,413.9	320.4	140.5	69.2	1,245,611.1	294,656.1	197,162.4	110,410.8	98.9	110,509.7	88,969.0	102,406.6	5,629.5	62,827.7	170,962.6
Total	699,961.6	400,951.0	198,537.7	380.8	175.9	81.8	1,300,089.0	349,133.3	246,316.8	118,121.7	114.3	118,236.0	88,969.3	103,782.5	5,685.7	64,252.5	173,835.1

Statistics of Income 2015: New Jersey Income Tax Returns for 2013

Table 6.31b Tax Payments by Gross Income Level: All Returns (Returns, 000s)

All-source Gross Income Level	Withholdings	Estimated Payments and		Excess Contributions			Total Payments and		Refunds	Credit Forward	Total Deductions			Final Payments	Invoice Payments	Other Direct Payments	Total Direct Payments
		Prior Year Credits	Taxes Paid by Partnerships	Unemployment Insurance	Disability Insurance	Family Leave Insurance	Payments and Credits	Overpayments			Check-off Donations	from Overpayment	Underpayment				
Nontaxable Returns																	
= 0	0.9	0.3	0.1	0.0	0.0	0.0	1.3	1.3	1.3	0.1	0.0	0.1	0.0	0.1	0.0	0.0	0.1
0 < 5000	3.5	0.1	0.1	0.0	0.0	0.0	3.7	3.7	3.6	0.1	0.0	0.1	0.0	0.1	0.0	0.0	0.1
5000 < 10000	1.8	0.1	0.1	0.0	0.0	0.0	1.9	1.9	1.9	0.0	0.0	0.0	0.0	0.0	0.0	0.0	0.0
10000 < 15000	1.7	0.1	0.0	0.0	0.0	0.0	1.8	1.8	1.8	0.0	0.0	0.0	0.0	0.0	0.0	0.0	0.0
15000 < 20000	1.5	0.1	0.0	0.0	0.0	0.0	1.6	1.6	1.6	0.0	0.0	0.0	0.0	0.0	0.0	0.0	0.0
20000 < 25000	1.5	0.1	0.0	0.0	0.0	0.0	1.6	1.6	1.6	0.0	0.0	0.0	0.0	0.0	0.0	0.0	0.0
25000 < 30000	1.4	0.1	0.0	0.0	0.0	0.0	1.5	1.5	1.5	0.0	0.0	0.0	0.0	0.0	0.0	0.0	0.0
30000 < 35000	1.3	0.1	0.0	0.0	0.0	0.0	1.4	1.4	1.3	0.0	0.0	0.0	0.0	0.0	0.0	0.0	0.0
35000 < 40000	1.1	0.1	0.0	0.0	0.0	0.0	1.2	1.2	1.2	0.0	0.0	0.0	0.0	0.0	0.0	0.0	0.0
40000 < 50000	2.0	0.1	0.0	0.1	0.1	0.1	2.2	2.1	2.1	0.0	0.0	0.0	0.0	0.0	0.0	0.0	0.0
50000 < 70000	3.0	0.3	0.1	0.2	0.1	0.1	3.4	3.4	3.4	0.1	0.0	0.1	0.0	0.1	0.0	0.0	0.1
70000 < 75000	0.6	0.1	0.0	0.0	0.0	0.0	0.7	0.7	0.7	0.0	0.0	0.0	0.0	0.0	0.0	0.0	0.0
75000 < 80000	0.5	0.0	0.0	0.0	0.0	0.0	0.6	0.6	0.6	0.0	0.0	0.0	0.0	0.0	0.0	0.0	0.0
80000 < 100000	1.8	0.1	0.1	0.1	0.1	0.1	2.0	2.0	2.0	0.0	0.0	0.0	0.0	0.0	0.0	0.0	0.0
100000 < 150000	2.8	0.4	0.1	0.2	0.2	0.2	3.4	3.4	3.4	0.1	0.0	0.1	0.0	0.1	0.0	0.0	0.1
150000 < 250000	1.8	0.6	0.2	0.1	0.1	0.1	2.5	2.5	2.4	0.2	0.0	0.2	0.0	0.1	0.0	0.0	0.1
250000 < 500000	0.8	0.7	0.3	0.0	0.0	0.0	1.8	1.8	1.6	0.3	0.0	0.3	0.0	0.1	0.0	0.1	0.1
500000 < 1000000	0.2	0.5	0.3	0.0	0.0	0.0	1.0	1.0	0.8	0.3	0.0	0.3	0.0	0.0	0.0	0.1	0.1
1000000 < 1500000	0.1	0.2	0.1	0.0	0.0	0.0	0.4	0.4	0.3	0.1	0.0	0.1	0.0	0.0	0.0	0.0	0.1
1500000 < 2000000	0.0	0.1	0.1	0.0	0.0	0.0	0.2	0.2	0.2	0.1	0.0	0.1	0.0	0.0	0.0	0.0	0.0
2000000 < 5000000	0.0	0.3	0.2	0.0	0.0	0.0	0.5	0.5	0.3	0.2	0.0	0.2	0.0	0.0	0.0	0.0	0.1
5000000 < 10000000	0.0	0.1	0.1	0.0	0.0	0.0	0.2	0.2	0.1	0.1	0.0	0.1	0.0	0.0	0.0	0.0	0.0
At least 10000000	0.0	0.2	0.2	0.0	0.0	0.0	0.3	0.3	0.2	0.1	0.0	0.1	0.0	0.0	0.0	0.0	0.0
Total	28.3	4.8	2.4	1.0	0.7	0.8	35.3	35.3	34.0	1.8	0.0	1.9	0.0	0.7	0.1	0.5	1.3
Taxable Returns																	
= 0	0.0	0.0	0.0	0.0	0.0	0.0	0.0	0.0	0.0	0.0	0.0	0.0	0.0	0.0	0.0	0.0	0.0
0 < 5000	7.7	0.0	0.1	0.0	0.0	0.0	7.9	7.4	7.7	0.1	0.0	0.1	1.4	0.1	0.0	0.0	0.1
5000 < 10000	12.2	0.1	0.2	0.0	0.0	0.0	12.5	11.0	12.4	0.1	0.0	0.1	3.5	0.1	0.0	0.0	0.2
10000 < 15000	11.6	0.1	0.2	0.0	0.0	0.0	11.9	10.5	10.8	0.1	0.0	0.1	3.5	1.6	0.1	0.0	1.7
15000 < 20000	10.9	0.1	0.2	0.0	0.0	0.0	11.2	9.9	10.3	0.1	0.0	0.1	3.3	1.3	0.1	0.0	1.3
20000 < 25000	9.6	0.2	0.2	0.0	0.0	0.0	9.9	8.8	8.6	0.1	0.0	0.2	2.5	2.0	0.1	0.0	2.1
25000 < 30000	8.6	0.2	0.2	0.0	0.0	0.0	8.9	7.9	7.6	0.1	0.0	0.1	2.2	1.8	0.1	0.0	1.8
30000 < 35000	7.3	0.2	0.2	0.1	0.1	0.1	7.7	6.7	6.5	0.1	0.0	0.1	2.0	1.6	0.1	0.0	1.7
35000 < 40000	6.8	0.3	0.2	0.1	0.1	0.1	7.2	6.0	5.9	0.1	0.0	0.1	2.1	1.6	0.1	0.0	1.7
40000 < 50000	12.4	0.5	0.4	0.2	0.2	0.2	13.2	10.5	10.2	0.2	0.0	0.3	4.3	3.5	0.3	0.1	3.8
50000 < 70000	22.2	1.0	0.9	0.4	0.3	0.4	23.7	18.1	17.6	0.5	0.0	0.6	8.2	7.0	0.6	0.2	7.4
70000 < 75000	5.0	0.3	0.2	0.1	0.1	0.1	5.4	4.0	3.9	0.1	0.0	0.1	2.0	1.7	0.1	0.0	1.8
75000 < 80000	4.7	0.3	0.2	0.1	0.1	0.1	5.1	3.8	3.7	0.1	0.0	0.1	1.9	1.7	0.1	0.1	1.8
80000 < 100000	15.9	1.0	0.8	0.3	0.3	0.3	17.2	11.6	11.2	0.4	0.0	0.5	7.3	6.6	0.6	0.2	7.0
100000 < 150000	29.3	2.8	2.2	0.7	0.5	0.7	32.9	20.0	19.0	1.2	0.0	1.3	16.5	15.3	1.3	0.6	16.3
150000 < 250000	27.0	4.6	3.8	0.7	0.4	0.6	32.9	19.6	17.9	1.9	0.0	2.0	17.0	16.4	1.8	0.9	17.6
250000 < 500000	14.4	6.2	7.4	0.3	0.2	0.3	24.3	17.0	14.6	2.8	0.0	2.9	10.5	10.5	1.5	1.5	12.1
500000 < 1000000	5.0	5.7	7.3	0.1	0.1	0.1	14.0	10.2	7.9	2.6	0.0	2.6	5.6	5.7	1.0	1.7	7.4
1000000 < 1500000	1.3	2.4	2.6	0.0	0.0	0.0	4.6	3.1	2.0	1.2	0.0	1.2	2.1	2.2	0.4	0.8	3.0
1500000 < 2000000	0.6	1.3	1.3	0.0	0.0	0.0	2.2	1.5	0.9	0.8	0.0	0.8	1.0	1.0	0.3	0.5	1.5
2000000 < 5000000	1.1	2.6	2.5	0.0	0.0	0.0	4.4	2.8	1.5	1.6	0.0	1.6	1.9	2.1	0.6	0.9	2.9
5000000 < 10000000	0.4	0.9	1.0	0.0	0.0	0.0	1.6	1.0	0.5	0.6	0.0	0.6	0.7	0.7	0.2	0.4	1.0
At least 10000000	0.2	0.9	1.0	0.0	0.0	0.0	1.5	1.0	0.5	0.6	0.0	0.6	0.6	0.6	0.2	0.4	0.9
Total	214.3	32.0	33.0	3.4	2.4	3.1	260.2	192.5	181.1	15.6	0.0	16.2	99.9	85.2	9.8	8.5	95.1
Total	242.7	36.8	35.4	4.3	3.1	4.0	295.5	227.7	215.1	17.4	0.0	18.1	99.9	85.9	9.8	9.0	96.4

Statistics of Income 2015: New Jersey Income Tax Returns for 2013

Table 6.32a Tax Payments by Gross Income Percentile: All Returns (Amounts, 000s)

All-source Gross Income Percentile Level	Withholdings	Estimated Payments and		Excess Contributions			Total Payments and			Credit Forward	Total Deductions			Final Payments	Invoice Payments	Other Direct Payments	
		Prior Year Credits	Taxes Paid by Partnerships	Unemployment Insurance	Disability Insurance	Family Leave Insurance	Credits	Overpayments	Refunds		Check-off Donations	from Overpayment	Underpayment				
< 9,417	< 10.0	2,502.3	1,915.8	577.0	2.8	1.2	0.6	4,999.7	4,189.6	4,979.8	258.0	2.8	260.8	166.0	237.1	17.5	291.2
9,417 < 20,418	10.0 < 20.0	5,192.6	605.3	403.2	2.5	0.8	0.4	6,204.7	3,337.5	4,496.6	104.3	1.6	105.9	594.5	309.7	30.9	15.2
20,418 < 27,150	20.0 < 25.0	4,404.3	1,027.1	253.3	1.6	0.6	0.1	5,687.0	3,175.2	2,726.4	517.7	0.5	518.2	332.6	316.7	26.9	21.3
27,150 < 35,136	25.0 < 30.0	5,904.6	793.6	355.6	2.5	1.5	0.8	7,058.6	3,677.1	3,695.0	159.0	0.5	159.5	420.2	474.7	37.5	40.6
35,136 < 54,649	30.0 < 40.0	19,452.7	2,106.1	1,002.5	20.3	13.1	4.2	22,598.9	10,540.5	10,596.7	395.0	1.6	396.6	1,225.6	1,133.2	108.6	84.5
54,649 < 78,354	40.0 < 50.0	34,263.5	2,490.9	1,557.4	37.2	23.4	20.9	38,393.3	14,402.2	14,229.4	515.2	5.6	520.8	2,142.0	2,014.7	153.3	240.5
78,354 < 110,841	50.0 < 60.0	50,558.0	3,514.9	2,456.8	48.2	30.5	11.6	56,620.0	17,543.7	17,367.7	657.4	1.9	659.2	3,714.0	3,673.1	266.0	265.1
110,841 < 155,943	60.0 < 70.0	70,379.4	6,944.3	3,740.8	59.7	33.6	14.2	81,172.1	21,185.6	20,360.7	1,454.3	48.0	1,502.3	6,636.5	6,642.4	388.9	533.5
155,942 < 188,760	70.0 < 75.0	44,988.1	4,809.7	2,796.0	31.8	18.2	7.0	52,650.8	11,620.3	11,036.2	938.2	2.5	940.7	4,503.6	4,678.9	225.9	459.8
188,760 < 239,728	75.0 < 80.0	54,383.9	7,969.2	4,413.2	27.1	14.2	6.2	66,813.8	14,795.0	13,484.6	1,856.4	10.3	1,866.8	5,656.9	5,906.2	368.7	695.0
239,728 < 514,376	80.0 < 90.0	139,235.7	33,507.5	26,718.4	41.0	23.2	9.8	199,535.5	48,064.8	41,411.9	8,593.5	5.9	8,599.4	15,284.8	17,056.9	949.9	3,479.0
514,376 < 1,040,213	90.0 < 95.0	87,461.9	42,342.6	34,731.6	26.7	7.1	3.1	164,573.0	37,957.0	27,653.2	11,035.6	1.2	11,036.8	13,548.5	16,067.4	1,037.8	5,817.7
1,040,213 < 5,570,261	95.0 < 99.0	109,722.9	130,680.2	62,595.0	11.3	7.9	2.7	303,020.1	71,687.2	38,442.0	36,328.9	0.3	36,329.2	21,613.5	29,444.1	1,415.9	22,704.8
5,570,261 < 11,003,897	99.0 < 99.5	28,532.2	49,345.9	20,793.5	0.6	0.5	0.2	98,672.7	25,969.1	12,501.8	14,321.3	0.0	14,321.3	3,794.8	6,160.9	325.3	7,417.2
11,003,897 < 45,877,841	99.5 < 99.9	24,419.5	64,319.7	25,986.0	67.7	0.1	0.0	114,793.0	35,851.9	16,855.3	22,004.3	31.6	22,035.9	7,298.4	5,355.8	260.0	12,359.0
At least 45,877,841	at least 99.9	18,560.0	48,578.2	10,157.3	0.0	0.0	0.0	77,295.5	25,136.5	6,479.5	18,982.6	0.0	18,982.6	2,037.4	4,310.7	72.6	9,827.9
Total		699,961.6	400,951.0	198,537.7	380.8	175.9	81.8	1,300,089.0	349,133.3	246,316.8	118,121.7	114.3	118,236.0	88,969.3	103,782.5	5,685.7	64,252.5

Statistics of Income 2015: New Jersey Income Tax Returns for 2013

Table 6.32b Tax Payments by Gross Income Level: All Returns (Returns, 000s)

All-source Gross Income Percentile Level	Estimated Payments and Withholdings	Prior Year Credits	Taxes Paid by Partnerships	Excess Contributions			Total Payments and Overpayments		Refunds	Credit Forward	Total Deductions			Final Payments	Invoice Payments	Other Direct Payments	Total Direct Payments	
				Unemployment Insurance	Disability Insurance	Family Leave Insurance	Credits	Overpayments			Check-off Donations	from Overpayment	Underpayment					
< 9,417	< 10.0	24.4	0.6	0.6	0.0	0.0	0.0	25.5	23.8	25.2	0.3	0.0	0.4	4.5	0.4	0.1	0.0	0.5
9,417 < 20,418	10.0 < 20.0	28.4	0.5	0.5	0.0	0.0	0.0	29.3	26.3	27.1	0.3	0.0	0.4	7.5	3.1	0.2	0.1	3.3
20,418 < 27,150	20.0 < 25.0	14.6	0.4	0.3	0.0	0.0	0.0	15.2	13.7	13.3	0.2	0.0	0.2	3.2	2.6	0.2	0.1	2.8
27,150 < 35,136	25.0 < 30.0	14.3	0.5	0.4	0.1	0.1	0.1	15.0	13.5	13.1	0.2	0.0	0.3	3.3	2.6	0.2	0.1	2.8
35,136 < 54,649	30.0 < 40.0	28.3	1.2	0.9	0.6	0.5	0.5	30.1	25.1	24.5	0.5	0.0	0.6	8.2	6.8	0.5	0.2	7.2
54,649 < 78,354	40.0 < 50.0	28.2	1.6	1.1	0.7	0.5	0.6	30.5	23.8	23.2	0.6	0.0	0.7	9.5	8.3	0.6	0.3	8.8
78,354 < 110,841	50.0 < 60.0	27.9	2.0	1.5	0.7	0.5	0.7	30.6	21.4	20.7	0.8	0.0	0.9	12.0	11.0	0.9	0.4	11.7
110,841 < 155,943	60.0 < 70.0	26.5	2.9	2.1	0.8	0.5	0.7	30.2	19.2	18.2	1.2	0.0	1.2	14.0	13.1	1.1	0.5	14.0
155,942 < 188,760	70.0 < 75.0	12.7	1.9	1.4	0.4	0.2	0.4	15.1	9.3	8.6	0.7	0.0	0.8	7.3	7.0	0.7	0.4	7.5
188,760 < 239,728	75.0 < 80.0	11.7	2.4	1.9	0.3	0.2	0.3	14.8	9.3	8.5	1.0	0.0	1.0	7.2	7.0	0.8	0.5	7.6
239,728 < 514,376	80.0 < 90.0	17.1	7.6	8.5	0.4	0.3	0.4	29.1	20.8	18.0	3.4	0.0	3.5	11.8	11.9	1.6	1.8	13.7
514,376 < 1,040,213	90.0 < 95.0	5.1	6.2	7.6	0.1	0.1	0.1	14.8	11.0	8.5	2.9	0.0	2.9	5.5	5.8	1.0	1.8	7.5
1,040,213 < 5,570,261	95.0 < 99.0	3.0	6.9	6.7	0.1	0.1	0.1	12.1	8.3	5.0	3.9	0.0	3.9	4.9	5.3	1.3	2.3	7.4
5,570,261 < 11,003,897	99.0 < 99.5	0.3	1.0	1.0	0.0	0.0	0.0	1.6	1.1	0.6	0.6	0.0	0.6	0.6	0.6	0.2	0.3	0.9
11,003,897 < 45,877,841	99.5 < 99.9	0.2	0.8	0.9	0.0	0.0	0.0	1.3	0.9	0.5	0.5	0.0	0.5	0.4	0.4	0.2	0.3	0.7
At least 45,877,841	at least 99.9	0.0	0.2	0.2	0.0	0.0	0.0	0.3	0.2	0.1	0.1	0.0	0.1	0.1	0.1	0.1	0.1	0.2
Total		242.7	36.8	35.4	4.3	3.1	4.0	295.5	227.7	215.1	17.4	0.0	18.1	99.9	85.9	9.8	9.0	96.4

APPENDIX

EXPLANATION OF TERMS, DATA SOURCES & LIMITATIONS

New Jersey Resident Return is a return filed by a resident of New Jersey, defined in the New Jersey Gross Income Tax Act as:

Resident Taxpayer means an individual:

1. Who is domiciled in this State, unless he maintains no permanent place of abode in this State; maintains a permanent place of abode elsewhere, and spends in the aggregate no more than 30 days of the taxable year in this State; or
2. Who is not domiciled in this State but maintains a permanent place of abode in this State and spends more than 183 days of the taxable year in this State, unless such individual is in the Armed Forces of the United States.

Full-year Return is a return covering the applicable tax year. All returns in this report, outside the summaries, are full year New Jersey Resident returns.

Part-Year Resident Return is a resident return other than full year.

New Jersey Total Income is the sum of the following four income types:

Employee Compensation is salaries, wages, tips, fees, commissions, bonuses and other remunerations received for services rendered whether in cash or in property.

Interest is all interest received except that on obligations issued by New Jersey or any political subdivision or instrumentality thereof, or obligations which are free from State or local taxation under New Jersey law or Federal law.

Dividends mean any distribution of earnings or profits by a business.

Other Income is income of the following types:

- (1) Net Profits from business.
- (2) Income from distribution of property (except as exempted).
- (3) Pension and annuity income except as exempted, to the extent proceeds exceed taxpayer contributions.
- (4) Income from rents, royalties, patents, and copyrights.
- (5) Gambling winnings.

- (6) Income from estates or trusts.
- (7) Income in respect of a decedent.
- (8) Distributive share of partnership income.
- (9) Alimony and separate maintenance (for the payee) but no child support payments.
- (10) Rental value of a residence furnished by an employer or rental allowance paid by an employer to provide a home.
- (11) Prizes and awards, except: scholarship and fellowship grants and New Jersey Lottery winnings.

Retirement Exclusion is allowed to taxpayers having at most \$100,000 gross income who are eligible for Social Security by reason of age (62 or more) or disability. It is of the following types.

- (1) Pension exclusion - eligible taxpayers are entitled to exclude the following amounts of pension from New Jersey Gross Income:
 - (a) Up to \$20,000 on a joint return
 - (b) Up to \$10,000 if married filing separately
 - (c) Up to \$15,000 if single, head of household, or qualifying widow(er).
- (2) An additional exclusion - eligible taxpayers having less than \$3,000 income from employee compensation, net profit from business and distributive share of partnership income are entitled to exempt additional income. The total exemption for (1) and (2) can be no more than the maximum amount mentioned in (1) for the appropriate filing status.
- (3) Extra exclusions - eligible taxpayers not receiving Social Security or Railroad Retirement benefits who would be receiving such if they were enrolled in the system and were the proper age are allowed an extra \$3,000 exemption from New Jersey Gross Income. (\$6,000 if married filing jointly.)

Excess Retirement Exclusion is the amount by which retirement exclusion exceeds Total Income. It is a balancing entry.

New Jersey Gross Income is New Jersey Total Income minus Retirement Exclusion, but not less than zero.

Exemptions Allowed are:

- (1) Regular Exemption for each taxpayer and one for the taxpayer's spouse who does not file separately.
- (2) Age Exemption for a taxpayer who is 65 years old or older and/or one for taxpayer's spouse who is 65 years old or older and who does not file separately.
- (3) Blind or Disabled exemption for a taxpayer and/or one for blind or disabled spouse who does not file separately.
- (4) Dependent exemption for each dependent of the taxpayer who qualifies as a dependent of the taxpayer for Federal Income Tax purposes.
- (5) College exemption for each dependent child under age 22 attending, full time, a college or university.

New Jersey exemption allowance is \$1,000; \$1,500 for dependents.

Deductions allowed are:

- (1) Alimony and separate maintenance payment can be deducted to the extent to which they must be recorded as income by the payee.
- (2) Medical and Dental Expenses of the taxpayer, spouse and dependents, unreimbursed, can be deducted to the extent that they exceed 2% of the taxpayer's gross income.
- (3) Qualified conservation contribution is allowed for taxpayers who donate interests in land given to the state for conservation purposes and is the amount of the qualified conservation contribution for federal purposes.
- (4) Excess exempt deduct is the amount by which a taxpayer's exemption allowances and deductions exceed that taxpayer's gross income. It is a balancing entry generated only in this report. Taxable returns with excess exempt deduct had entered liability less than rounded tolerance.
- (5) Residential Property Tax Deduction is the amount of allowable residential property tax deducted from New Jersey Taxable Income by a homeowner or 18% of a tenant's rent paid in this state (up to a \$10,000 maximum).
- (6) Health Enterprise Zone deduction is the amount allowed for eligible taxpayers engaged in providing "primary care" medical and/or dental services at a qualified practice located in or within five miles of a designated Health Enterprise Zone (HEZ).

Taxable Income is the difference between Gross Income and the sum of exemption allowances and deductions.

Minimum Income a single taxpayer or a married taxpayer filing separately with gross income not in excess of \$10,000 will not be subject to tax. A married couple filing jointly, a head of household, or a qualifying widow(er) with gross income not in excess of \$20,000 will not be subject to tax.

Tax Rate:
Married Filing Jointly -- Head of Household
(including nonresident aliens) -- Surviving Spouse

<u>Amount of Taxable Income</u>	<u>Amount of Tax</u>
\$ 20,000 or less.....	1.4% of taxable income
\$ 20,001 -- \$50,000.....	\$280.00 plus 1.750% excess over \$20,000
\$ 50,001 -- \$70,000.....	\$805.00 plus 2.450% of the excess over \$50,000
\$ 70,001 -- \$80,000.....	\$1,295.50 plus 3.500% of the excess over \$70,000
\$ 80,001 -- \$150,000.....	\$1,645.00 plus 5.525% of the excess over \$80,000
\$150,001 -- \$500,000	\$5,512.50 plus 6.370% of the excess over \$150,000
\$500,001 or more.....	\$27,808.00 plus 8.970% of the excess over \$500,000

Single -- Married Filing Separately -- Estates and Trusts

<u>Amount of Taxable Income</u>	<u>Amount of Tax</u>
\$20,000 or less.....	1.4% of taxable income
\$20,001-- \$35,000.....	\$280.00 plus 1.750% of the excess over \$20,000
\$35,001-- \$40,000.....	\$542.50 plus 3.50% of the excess over \$35,000
\$40,001-- \$75,000.....	\$717.50 plus 5.525% of the excess over \$40,000
\$75,001 -- \$500,000.....	\$2,651.25 plus 6.37% of the excess over \$75,000
\$500,001 or more.....	\$29,724.00 plus 8.97% of the excess over \$500,000

Tax before credits is calculated tax liability before reduction by applicable credits for taxes paid to other jurisdictions and property taxes paid.

Residential Property Tax Credit is the amount of allowable credit for residential property owners or tenants who pay property tax in this state but who do not have enough taxable income to benefit from the deduction.

Other credit is credit against this tax allowed for the amount of any income or wage tax imposed by another State, or political subdivision thereof, or by the District of

Columbia, on income subject to this tax.

New Jersey Earned Income Tax Credit is 20% of the Federal Earned Income Tax Credit. It's available only to taxpayers with dependents who have NJ Gross Incomes of \$20,000 or less.

Tax after credits is tax minus credits, but no less than zero.

Variance is rounding error small enough to be allowed by the audit.

Charged Tax is billed tax liability before refundable credit

Net Charged Tax is actual billed tax liability.

Taxes withheld come from the W-2 forms enclosed with returns.

Estimated payments are paid with declarations of estimated tax.

Balance Due returns are returns for which tax after credits exceeds the sum of taxes withheld, credit approved carryforward, and estimated payments.

Overpayment returns are returns for which withholdings, credits, and estimated payments exceed tax after credits.

Gubernatorial Election Fund: taxpayers could designate \$1 of their tax liability (\$2.00 on a joint return) to be applied to the Gubernatorial Election Fund.

Cash payments was indicated when a payment was sent either with the return or after the return.

Refund was indicated only when a refund was sent by the State to the taxpayer.

Credit approved is the amount of overpayment the taxpayer wished to be credited against the next year's tax.

Accounts Receivable is indicated when the taxpayer has not paid the total tax liability.

Accounts Payable is indicated when the taxpayer's overpayment exceeds the sum of credit approved and refund.

Taxable and Nontaxable Returns: taxability or non-taxability was determined by the presence or absence of a charged tax.

Returns with at Least One Aged 65+: those for which at least one exemption for age was taken.

Married Taxpayers and Single Taxpayers: is determined by the filing Status.

DATA SOURCES

Data in this report were based on the Division of Taxation Gross Income Tax File for return year 2012, which contained records of the tax transactions of individual income taxpayers. This Individual Master File reflected any correction made during revenue processing or any taxpayer or Division of Taxation initiated changes made prior to August 20, 2014, 2012 when the computer file used for this report was created.

DATA LIMITATIONS

The accuracy of the data was affected by any taxpayer reporting errors, as well as any errors introduced in processing the data even though efforts were made throughout the revenue processing system to eliminate such errors.

A preliminary check of the tax return data was performed by tax examiners prior to transcribing the return to computer tape. For instance, if the taxpayer forgot to enter on the return total wages shown on Form W-2, the tax examiner entered this figure onto the return.

After a return record was first transcribed and entered onto tape, but before it was posted to the Individual Master File (IMF), it was subjected to validity and mathematical verification tests. The validity tests were a series of checks on the internal consistency of the return records. As examples, if an amount was shown for refund, but none for withholding; if tax withholding was greater than total wages; or if the number of exemptions claimed was inconsistent with the marital status or number of taxpayer names shown--then the return record was considered invalid and was read out for comparison with the return and correction.

If it could not be corrected, correspondence with the taxpayer was initiated. Once the discrepancy was resolved, the corrected data was entered onto the IMF.

Mathematical verification involved a re-computation of tax liability in order to verify balance due or refund requested on the basis of the income, marital status, deduction, and exemption data given by the taxpayer. If the recomputed tax liability differed from that indicated on the return record, the record was also read out for correction or for correspondence with the taxpayer. Corrections made by the tax examiners during examination of the return or as a result of the validity or mathematical verification test are reflected in the tabulations.

PRSRST STD
US POSTAGE PAID
STATE OF NEW JERSEY

New Jersey Resident Return

NJ-1040

This Booklet Contains:

- Form NJ-1040 Resident Return
- Form NJ-1040-H Property Tax Credit Application
- Form NJ-1040-V Payment Voucher
- Form NJ-2450 Claim for Excess Unemployment/
Disability/Family Leave Insurance Contributions
- Form NJ-630 Application for Extension
- Form ST-18 Use Tax Return


Did you make Internet, catalog, or out-of-State purchases?
You may owe New Jersey use tax. See page 35.

2013
NJ-1040

2013 New Jersey Income Tax Resident Return

Located to the right, you will find an insert. If you received a booklet with your name and address preprinted on the face of the NJ-1040 insert, the insert contains your preprinted mailing label, preprinted payment voucher, and an extension application. If your name and address are not preprinted on the insert, it contains only a payment voucher and an extension application.

What You Need to Know:

- **Filling in the Ovals.** When completing your forms, fill in the applicable ovals completely, as shown. This will ensure that your form is scanned successfully. 
- Use only blue or black ink when completing your forms.
- Do not staple, paper clip, tape, or use any other fastening device.
- Do not make any changes or corrections to any information that is preprinted on the forms.
- **Do not use the mailing label if any of the preprinted information is inaccurate.** Instead, print or type all the information in the spaces provided.
- **Do not use the preprinted payment voucher or extension application** if you filed a joint return last year and this year you are filing your return under your own social security number or you are filing a joint return with a different person.
- **Make no entry** on unused lines or any line where the amount to be reported is zero or less. (Exception: If you owe no use tax, enter “0.00” on Line 45.)
- Do not place the mailing label on the payment voucher or extension application.
- Make sure all numbers entered on these forms are placed within the boundaries of each box. Do not use dollar signs or dashes.
When rounding, enter zeros after the decimal point for cents.

Print or type numbers as follows:

1	2	3	4	5	6	7	8	9	0
---	---	---	---	---	---	---	---	---	---

Return Label

If the insert to the right contains a preprinted name and address label, and all the information on the label is correct, use the label on your Form NJ-1040 (or Form NJ-1040-H). See page 14 for more information about the mailing label.

INSERT



Payment Voucher (Form NJ-1040-V)

Use the payment voucher (Form NJ-1040-V) only if you owe tax on your 2013 return and you are paying by check or money order. Do not send in the payment voucher if you are due a refund and/or credit on your 2013 return. Mail the payment voucher with your check or money order in the same envelope with your tax return. If you are paying your taxes by check or money order, enter the amount of your payment in the boxes below the signature line on the front of the return.

Paying by E-Check or Credit Card

You may pay your 2013 New Jersey income taxes or make a payment of estimated tax for 2014 by electronic check (e-check) or credit card (Visa, American Express, MasterCard, or Discover). See “How to Pay” on page 10. If you pay your taxes by e-check or credit card, do not send in the payment voucher, and do not enter the amount of your payment on the front of the return.

Extension Application (Form NJ-630)

See the instructions on page 9 of this booklet for information on filing an application for extension of time to file your income tax return. Mail the completed extension application and any related payment to the address on the front of Form NJ-630.

NOTE: You may file a request for a six-month extension online until 11:59 p.m. on April 15, 2014, at: www.state.nj.us/treasury/taxation/. If you are required to make a payment with your online extension application, **you must make your payment by e-check or credit card.**

Table of Contents

NJ FastFile	2
General Filing Information	5
Who Must File.....	5
Part-Year Residents.....	6
Military Personnel	8
Extension of Time to File	9
How to Pay	10
Estimated Tax.....	12
Penalties, Interest, and Collection Fees	13
Taxpayer Identification.....	14
Filing Status.....	14
Personal and Dependent Exemptions.....	15
Dependents' Information	16
Income.....	16
Pension and Other Retirement Income Exclusions.....	25
Deductions.....	27
Property Taxes/Rent.....	29
Property Tax Deduction/Credit.....	32
Computing Your Tax Liability	35
Payments/Credits	35, 37
Credit for Income Taxes Paid to Other Jurisdictions.....	35
New Jersey Earned Income Tax Credit	38
Use Tax Due	35
Charitable Contributions	39
Schedule A — Taxes Paid to Other Jurisdiction	40
Schedule B — Disposition of Property	44
Schedule NJ-BUS-1 — Business Income Summary	45
Assembling Your Return.....	47
Property Tax Credit Application (for Qualified Seniors Only).....	48
County/Municipality Codes	50
Tax Table	52
Tax Rate Schedules.....	61
Information, Forms, and Assistance	62
Index.....	64



State of New Jersey
DEPARTMENT OF THE TREASURY
DIVISION OF TAXATION

CHRIS CHRISTIE
Governor
KIM GUADAGNO
Lt. Governor

ANDREW P. SIDAMON-ERISTOFF
State Treasurer

Dear Taxpayer,

Do you know that most New Jerseyans file their State income tax returns electronically? Last year, more than 82 percent of taxpayers submitted paperless returns using NJWebFile or NJ E-File. Both options are fast, convenient, and easy-to-use alternatives to filing by paper. So Go Green, New Jersey and file electronically! Not only will you benefit by saving money and time, you can also receive your refund quicker than those who file paper returns. See the next page to determine which option is best for you.

Before you begin, review what's new for tax year 2013:

- **Excludable Pensions, Annuities, and IRA Withdrawals (Line 19b).** You must enter on this new line the excludable portion of any distribution from a pension, annuity, or IRA to which you made contributions. See page 23 for details.
- **Alternative Business Calculation Adjustment.** The percentage used to calculate the Alternative Business Calculation Adjustment on Schedule NJ-BUS-2 increases to 20 percent for 2013 as part of a five-year phase-in. If you have losses in certain business-related income categories, you will use this percentage to calculate an adjustment to your taxable income. See page 28 for more information.
- **Girl Scouts Councils in New Jersey Fund.** This fund joins the list of charitable funds to which you can contribute when filing your New Jersey return. Please consider making a donation to one or more of the funds described on pages 3–5.
- **Change of Address Oval.** If you are filing a paper return and your address has changed since you last filed, or if any of the address information on your preprinted mailing label is incorrect, fill in the new "Change of Address" oval on Form NJ-1040 or NJ-1040-H. See pages 14 and 48.
- **Check Amount Boxes.** If you owe tax and are enclosing a check or money order with your paper return, enter your payment amount in the boxes below the signature line on the first page of Form NJ-1040. See the instructions for Line 56 on page 39 for more information.

To complete your return accurately, read and follow the instructions carefully. If you have questions about filing your New Jersey return, visit the Division's website at www.state.nj.us/treasury/taxation/ for helpful resources. Or call our Automated Tax Information System at 1-800-323-4400 or 609-826-4400 for prerecorded information on a variety of tax topics. If you prefer to speak with a Division representative, contact our Customer Service Center at 609-292-6400 for assistance.

Sincerely,

A handwritten signature in black ink, appearing to read "Michael J. Bryan".

Michael J. Bryan
Director
Division of Taxation



It's Fast, Secure & **PAPER-FREE!**

Whether you use NJ WebFile or NJ E-File, there's an NJ FastFile option for you! When you file electronically you'll get your refund faster, and you can choose direct deposit. Check the chart below, then visit www.njfastfile.com or call 1-800-323-4400.

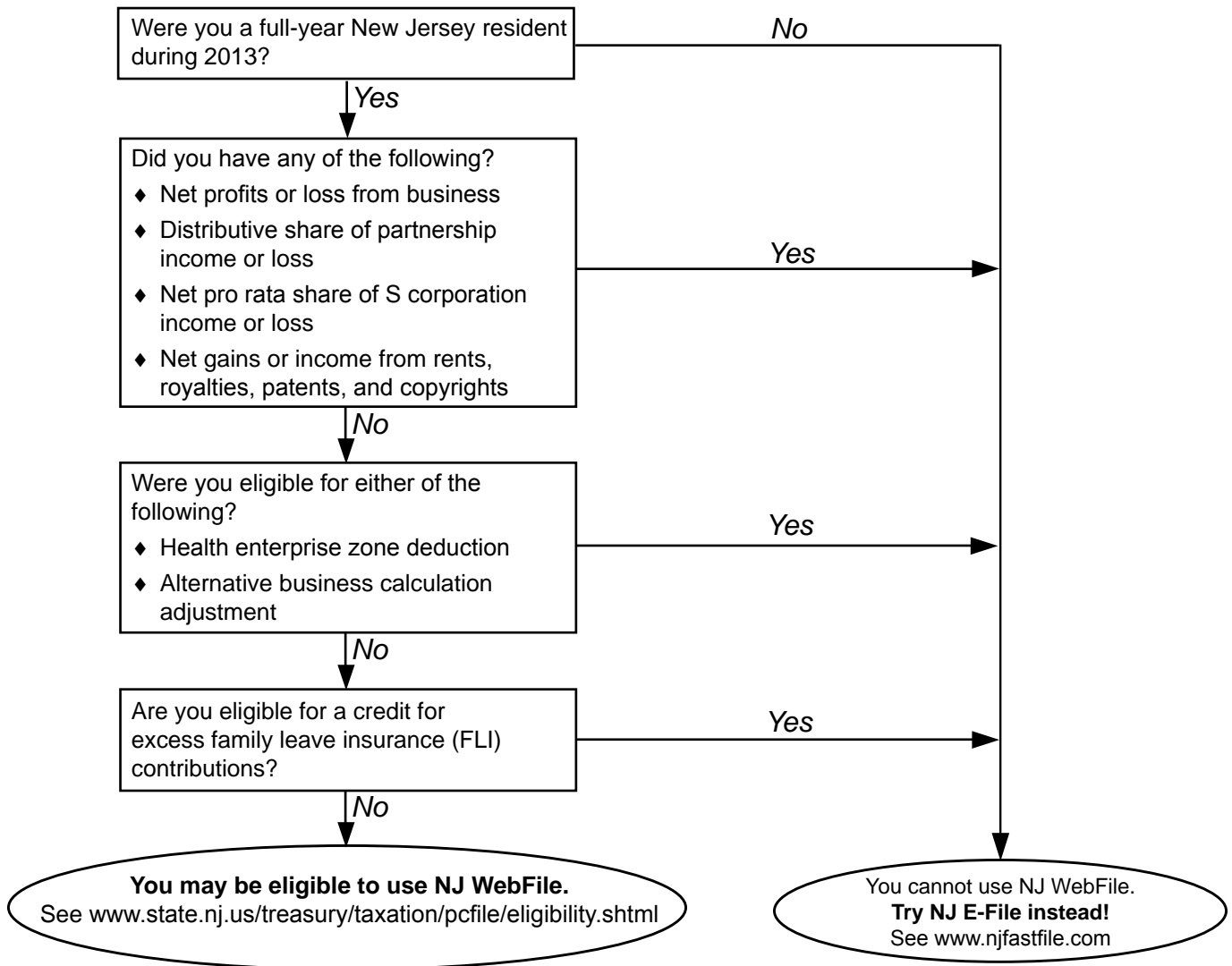
NJ WebFile

You must be a full-year resident of New Jersey for 2013 and meet certain other eligibility criteria to use NJ WebFile. Visit www.njwebfile.com to prepare your Form NJ-1040 return on our secure website. Nothing to buy and no filing fees.

NJ E-File

You can file your Form NJ-1040 for 2013 using NJ E-File, whether you are a full-year resident or a part-year resident. Use tax software you purchase, go to an online tax preparation website, or have a tax preparer file your return. (You may file *both* Federal and State income tax returns.)

Which Works Best for Me — NJ WebFile or NJ E-File?



NJ Charitable Funds

When you file your New Jersey income tax return you have the opportunity to contribute to any of the charitable funds below. Review the following information and decide if you would like to donate to one or more of the funds. Then complete Lines 59 through 64 to indicate the fund or funds you would like to support and the amount of the donation.

Line 59 - New Jersey — Endangered Wildlife Fund



Help keep NJ's wildlife in our future! Over 70 endangered and threatened species struggle for survival in NJ and each day brings them closer to extinction. Your donation goes directly to conservation, research, restoration, and education — real dollars that help the

Endangered & Nongame Species Program protect imperiled animals such as the bald eagle, bobcat, and bog turtle, plus over 400 other nongame species in NJ. **Your contribution will also provide critical matching funds for federal grants, so this year please “Check Off for Wildlife.”** For more information visit www.NJFishandWildlife.com/ensphome.htm.

Line 60 - New Jersey — Children's Trust Fund...

SUPPORT



“A Person Who Cares Can Prevent Child Abuse”

Your donation will make a difference for New Jersey's children! CTF funds are used to prevent child abuse and neglect by implementing programs with a proven track record of promoting child well-being and strengthening families to ensure that children grow up healthy, happy, and safe. We rely on your support! CTF funds come entirely from voluntary contributions and 100% of funds are used for direct services. For more information contact: NJ Children's Trust Fund, PO Box 717, Trenton, NJ 08625-0717. Phone: 609-888-7394. Web: www.njchildrenstrustfund.org.

Line 61 - New Jersey — Vietnam Veterans' Memorial Fund



“To Remember, To Heal, To Honor”

Your support honors 1,563 New Jerseyans whose names are engraved on the Memorial, provides for programs assisting veterans and their families, and helps us teach future generations about this unique time in our nation's history at the Vietnam Era Museum and Educational Center. For more information, write: **New Jersey Vietnam Veterans' Memorial, PO Box 648, Holmdel, NJ 07733** or call: **732-335-0033**. Visit us on the Web at www.njvvmf.org.

Line 62 - New Jersey — Breast Cancer Research Fund



Your State tax refund today helps our daughters tomorrow. Join the fight against breast cancer and help New Jersey based researchers find a cure now so our daughters won't have to fight this disease in the future. 100% of your donation supports research relating to the prevention, screening, treatment, and cure of breast cancer.

For further information, visit: The New Jersey Commission on Cancer Research (www.nj.gov/health/ccr/).

Line 63 - New Jersey — U.S.S. New Jersey Educational Museum Fund



Mission: Support the Battleship New Jersey

Help the continued restoration and preservation of our nation's most decorated battleship — the Battleship New Jersey Museum and Memorial along the Camden Waterfront. Your contribution goes directly to restoring this historic vessel and expanding her educational programs for all residents of our state to enjoy and learn. For more information, visit www.battleshipnewjersey.org or call 1-866-877-6262. Tours available daily or spend a night aboard the Battleship.

Line 64 - New Jersey — Other Designated Contribution 01 - Drug Abuse Education Fund



The epidemic of drug abuse needs your help!

Your contribution helps New Jersey children receive valuable education from highly trained uniformed law enforcement officers and teachers. Research has shown that the more resistance education children receive, the more likely they will be drug free. The monies raised will help maintain the K-12 programming and educational programs. For more information contact **D.A.R.E. New Jersey** at 202 Davis Station Rd., Cream Ridge, NJ 08514 or call 1-800 DARENJ1. Web address: www.darenj.com.

Line 64 - New Jersey — Other Designated Contribution 02 - Korean Veterans' Memorial Fund



“To Honor, Educate, Recognize, and Commemorate.”

Your support to the Korean War Memorial in Atlantic City honors all the New Jerseyans who served and especially the more than 889 soldiers who died during the *Forgotten War*. Your contribution will be used to maintain this place of honor. For more information, write: Korean War Memorial, c/o Dept. of Military and Veterans Affairs, PO Box 340, Eggert Crossing Road, Trenton, NJ 08625-0340. Phone: 609-530-7049. <http://www.nj.gov/military/korea/>.

Line 64 - New Jersey — Other Designated Contribution 03 - Organ and Tissue Donor Awareness Education Fund



More than 5,000 people in NJ are waiting for a life-saving organ transplant. Nationally, 18 people die each day while waiting for a donated organ. Say yes to organ and tissue donation each time you apply for or renew your NJ driver's license or State ID, or register online

to be a donor. You have the power to save lives. Begin today by checking off Line 64 to help fund organ and tissue donor awareness and education in NJ. For more information or to register as a donor, visit www.donatelifenj.org.

Line 64 - New Jersey — Other Designated Contribution 04 - NJ-AIDS Services Fund



New Jersey currently ranks fifth in the country in total cases of HIV infection with an estimated 60,000 people living with HIV/AIDS. Your donation will be used for prevention, education, treatment and research. For more information

write to: New Jersey AIDS Services Fund, c/o Positive Connection, PO Box 1502, Bloomfield, New Jersey 07003, call: 973-485-6596, or visit us online: www.broadwayhouse.org.

NJ Charitable Funds

Line 64 - New Jersey — Other Designated Contribution 05 - Literacy Volunteers of America – New Jersey Fund



“Literacy is the key to personal freedom.” Since 1979, Literacy Volunteers of New Jersey has supported literacy programs throughout NJ. Programs train and match volunteers with adults who are learning to read, write or speak English. Over 4,500 adults are served yearly. Your donation will help adults learn the literacy skills needed as parents, workers, and citizens. **For more information call Literacy Volunteers of New Jersey at 1-800-848-0048 or visit our website at www.lvnj.org.**

Line 64 - New Jersey — Other Designated Contribution 06 - New Jersey Prostate Cancer Research Fund



Donate for Dad. Over the past several years, New Jersey has had the dubious distinction of consistently ranking in the top ten states in the nation for prostate cancer incidence and mortality. So join our fight against prostate cancer and help New Jersey cancer researchers find a cure. 100% of your donation supports approved prostate cancer research relating to the prevention, screening, treatment, and cure of prostate cancer. For further information, visit: The New Jersey Commission on Cancer Research (www.nj.gov/health/ccr/).

Line 64 - New Jersey — Other Designated Contribution 07 - World Trade Center Scholarship Fund



Contributions to The New Jersey World Trade Center Scholarship will aid the dependent children and surviving spouses of New Jersey residents who were killed in the terrorist attacks against the United States on September 11, 2001, or who died as a result of injuries received in the attacks, or died as a result of illness caused by exposure to the attack sites. This scholarship is intended to defray a portion of higher education expenses incurred by eligible full-time college students. For more information visit www.hesaa.org.

Line 64 - New Jersey — Other Designated Contribution 08 - New Jersey Veterans Haven Support Fund



New Jersey has an estimated 5,000 to 6,000 homeless veterans within its borders. The military teaches us to retrieve our wounded and bring them home. Our Veteran’s Haven programs, North and South, aim to meet this challenge on the streets, in the shelters, and at the front line of human existence where our brothers and sisters find themselves in their greatest time of need. We have 200 beds where we house veterans for up to 2 years and ensure they are provided with the services that will assist them in returning to their communities as productive members.

Line 64 - New Jersey — Other Designated Contribution 09 - Community Food Pantry Fund



New Jersey’s food pantries assist individuals in need by providing them with nutritious foods they may not be able to afford. The Community Food Pantry Fund was established to allow each taxpayer the opportunity to help by indicating on their New Jersey income tax return that a portion of their tax refund or an enclosed contribution shall be deposited in this special fund for the purchase and/or distribution of food in conjunction with the terms of the State Food Purchase Program for those in need. For more information, go to www.state.nj.us/agriculture/divisions/fn/.

Line 64 - New Jersey — Other Designated Contribution 10 - Cat and Dog Spay/Neuter Fund



Help Save the Lives of NJ Dogs and Cats!! Every year too many dogs and cats are euthanized in NJ animal shelters. Spaying and neutering pets is the most humane and efficient strategy to prevent unwanted births and reduce euthanasia. The Animal Population Control Program provides spay/neuter services at a reduced rate (\$10 or \$20) for pets owned by NJ residents on public assistance or adopted from NJ animal shelters/rescue groups. Your contribution will help to save animals’ lives. For more information, go to <http://nj.gov/health/cd/izdp/vph.shtml>.

Line 64 - New Jersey — Other Designated Contribution 11 - New Jersey Lung Cancer Research Fund



Lung Cancer is the #1 cause of cancer mortality among men and women in New Jersey and the United States. Annually, over 6,100 new cases of lung cancer are diagnosed in New Jersey accompanied by 5,600 deaths due to the disease. 100% of your donation supports research grants relating to the prevention, screening, treatment, and eventual cure of this disease. All donations will be used and administered by the New Jersey Commission on Cancer Research (NJCCR). For additional information call 1-609-292-8540 or visit www.state.nj.us/health/ccr/.

Line 64 - New Jersey — Other Designated Contribution 12 - Boys and Girls Clubs in New Jersey Fund



Studies show that for every \$1 spent by the Boys & Girls Clubs, \$15 of positive economic activity is generated by increased graduation rates and reductions in juvenile crime and pregnancy. Every day tens of thousands of youth end their school day by participating in local Boys & Girls Clubs’ youth development programs. Our kids engage in programming that will provide them with the support and tools to help them succeed. Invest in the future of NJ by making a donation this year. www.bgcnj.org.

Line 64 - New Jersey — Other Designated Contribution 13 - NJ National Guard State Family Readiness Council Fund



New Jersey National Guard members and their families are facing financial hardships as a result of being deployed overseas. These “*Hometown Heroes*” need our help. The **National Guard State Family Readiness Council** assesses the needs of these soldiers, airmen, and their families and finds solutions on a state level. Our grant program provides funds to Guard members and their families in need. For more information visit www.nationalguardsfrc.org.

Line 64 - New Jersey — Other Designated Contribution 14 - American Red Cross – NJ Fund



Whether it is a hurricane or a heart attack, a call for blood or a call for help, the **American Red Cross** is there. We empower ordinary people to perform extraordinary acts in emergency situations. We train. We mobilize. We connect donors and volunteers to those in urgent need of a helping hand. Please check off Line 64 and fund Red Cross services in New Jersey. Join Us! Visit www.redcross.org to learn more.

NJ Charitable Funds

Line 64 - New Jersey — Other Designated Contribution 15 - 2014 NJ Special Olympics Home Team Fund



Special Olympics New Jersey is Genuine Jersey Pride! The 2014 Special Olympics USA Games will be held in NJ. This is your opportunity to support local athletes with intellectual disabilities who will compete at the Games. Participation is completely free for the athletes and their families. The Home Team Fund supports Team New Jersey and the athletes who qualify to participate at the USA Games, providing them with training, uniforms and sports equipment. Learn how you can support your hometown athletes by visiting www.sonj.org.

Line 64 - New Jersey — Other Designated Contribution 16 - Girl Scouts Councils in New Jersey Fund



Your contribution will ensure that every girl in New Jersey has the opportunity to grow and learn with Girl Scouts. Through Girl Scouts, 93,295 girls in NJ build courage, confidence, and character and make the world a better place. Help us recruit, train, and assist the 44,580 volunteers who serve our girls and help support the program resources and facilities that give girls a safe, nurturing place to grow and explore their interests. For more information about the premier leadership experience for girls, visit <http://girlscouts.org/councilfinder/>.

Filing Information

- ◆ Your filing status and gross income determine whether you have to file a tax return.
- ◆ Age is not a factor in determining whether a person must file. Even minors (including students) and senior citizens must file if they meet the income filing requirements.
- ◆ *Gross income* means taxable income after exclusions but before personal exemptions and deductions are subtracted. It does not include nontaxable benefits. See page 18 to find out which types of income are not taxable.
- ◆ Members of the Armed Forces (and their spouses) see page 8 for additional information.

Use the chart to determine whether you must file a tax return. This chart is a guide only and may not cover every situation. If you need assistance, contact the Division's Customer Service Center (609-292-6400).

Domicile. A domicile is any place you regard as your permanent home—the place to which you intend to return after a period of absence (as on vacation abroad, business assignment, educational leave, etc.). A person has only one domicile, although he or she may have more than one place to live. Once established, your domicile continues until you move to a new location with the intent to establish your permanent home there and to abandon your New Jersey domicile. Moving to a new location, even for a long time, does not change your domicile if you intend to return to New Jersey.

continued

Who Must File a New Jersey Income Tax Return

you must file a return if— your filing status is:	and your gross income from everywhere for the entire year was more than:
Single	\$10,000
Married/CU partner, filing separate return	
Married/CU couple, filing joint return	\$20,000
Head of household Qualifying widow(er)/surviving CU partner	

Also file a return if—

- ◆ You had New Jersey income tax withheld and are due a refund.
- ◆ You paid New Jersey estimated taxes for 2013 and are due a refund.
- ◆ You are eligible for a New Jersey earned income tax credit or other credit and are due a refund.

Which Form to File

Full-Year Resident — Form NJ-1040

- ◆ New Jersey was your domicile (permanent legal residence) for the entire year; **or**
- ◆ New Jersey was not your domicile, but you maintained a *permanent** home in New Jersey for the entire year and spent more than 183 days here. (Members of the Armed Forces and their spouses/civil union partners see page 8.)

Part-Year Resident — Form NJ-1040

You met the definition of resident for only part of the year.

NOTE: You may have to file both a part-year resident and a part-year nonresident return if you received income from New Jersey sources during the period you were a nonresident. See page 6.

Nonresident — Form NJ-1040NR

- ◆ New Jersey was not your domicile, and you spent 183 days or less here; **or**
- ◆ New Jersey was not your domicile, you spent more than 183 days here, but you did not maintain a *permanent** home here.

You may also be considered a nonresident for **New Jersey income tax purposes** if you were domiciled in New Jersey and you met **all** three of the following conditions for the entire year:

1. You did not maintain a *permanent* home in New Jersey; **and**
2. You did maintain a *permanent* home outside of New Jersey; **and**
3. You did not spend more than 30 days in New Jersey.

*A home (whether inside or outside of New Jersey) is not permanent if it is maintained only during a temporary or limited period for the accomplishment of a particular purpose. Likewise, a home used only for vacations is not a permanent home.

Filing Information - continued

A place of abode, whether inside or outside of New Jersey, is not permanent if it is maintained only during a temporary stay for the accomplishment of a particular purpose (e.g., temporary job assignment). If New Jersey is your domicile, you will be considered a resident for New Jersey tax purposes *unless* you meet all three conditions for nonresident status (see chart on page 5). Likewise, if New Jersey is not your domicile, you will only be considered a New Jersey resident if you maintain a permanent home and spend more than 183 days here.

New Jersey Residents Working/Living

Abroad. If New Jersey is your domicile and you are considered a New Jersey resident for tax purposes (see chart on page 5), you are subject to tax on income from all sources (worldwide income) regardless of where you are living. New Jersey resident individuals living abroad are subject to the same income tax filing and payment requirements, including the requirement to make estimated tax payments (see "Estimated Tax" on page 12), that apply to individuals living in New Jersey. New Jersey residents who have income from abroad are not eligible to claim a credit for taxes paid to other jurisdictions for taxes paid on such income to Canada, Puerto Rico, or any foreign country or territory. See page 40.

Guidelines for Part-Year Residents

Filing Requirements. Any person who became a resident of this State or moved out of this State during the year is subject to New Jersey income tax for that portion of the income received while a resident of New Jersey. **Part-year residents must file a resident return and prorate all exemptions, deductions, and credits, as well as the pension and other retirement income exclusions, to reflect the period covered by the return.** A person who receives income from a New Jersey source while a nonresident must file a New Jersey nonresident return.

If you were a New Jersey resident for only part of the taxable year, you are subject to the tax if your income for the entire year exceeds \$20,000 (\$10,000

AVOIDING COMMON MISTAKES

Check the following items to avoid delays in processing returns and refunds.

- ✓ **Use the correct form.** Form NJ-1040 should be used by part-year residents as well as full-year residents. Use only a 2013 return for the 2013 tax year.
- ✓ **Read the instruction booklet** before completing the return.
- ✓ **Use only blue or black ink** when completing forms.
- ✓ **Enter all numbers within the boxes.** Do not use dollar signs or dashes.
- ✓ **Do not report a loss on Form NJ-1040.** Make no entry on lines where the amount to be reported is zero or less, *except* for Line 45, Use Tax Due on Internet, Mail-Order, or Other Out-of-State Purchases. If no use tax is owed, enter "0.00" on Line 45.
- ✓ **Make no entry** on unused lines.
- ✓ **When rounding,** enter zeros after the decimal point for cents.
- ✓ **Check name, address, social security number, and county/municipality code** for accuracy.
- ✓ **Enter last name first** when writing it on the tax return. This is different from the Federal return.
- ✓ **Fill in only one oval** for your filing status.
- ✓ **Use "STATE WAGES" figure(s) from Box 16 of your W-2(s), NOT Federal wages figure(s).** If you received wages from sources outside New Jersey, you may need to adjust this figure to reflect New Jersey tax law.
- ✓ **Enclose all W-2(s)** with your return. Also enclose 1099-R(s) and 1099-MISC(s) that indicate NJ withholdings.
- ✓ **Locate the correct column** for your filing status in the Tax Table when calculating your New Jersey tax liability on Line 39.
- ✓ **Request a refund** by completing Line 66.
- ✓ **Check your math.**
- ✓ **Sign and date your return.** Both spouses/civil union partners must sign a joint return.
- ✓ **Enclose a copy of death certificate and fill in oval above signature line** if refund is due and you want check to be issued in name of surviving spouse or estate. See page 11.
- ✓ **Send only one return or property tax credit application per envelope.**
- ✓ **Keep a copy of your return** and all supporting documents or schedules.
- ✓ **Changes or mistakes** to your original return may be corrected by filing an amended return. See page 12.

if filing status is single or married/CU partner, filing separate return), even though the income reported for your period of residence was below these thresholds. If the income received during the entire year was \$20,000 or less (\$10,000 if filing status is single or married/CU partner, filing separate return), you must enclose a copy of your Federal income tax return or a statement to that effect if you did not file a Federal return.

NOTE: If you derived any income from New Jersey sources during your period of nonresidence, it may also be necessary to file a New Jersey nonresident return. Allocate any withholdings between the resident and nonresident returns. For more information, see Form NJ-1040NR, New Jersey nonresident return and instructions.

Line 14 - Wages. You must determine from each W-2 you receive the portion of your "State wages, tips, etc." that you earned while you were a New Jersey resident. If your W-2 indicates only wages earned while you were a New Jersey

continued

Part-Year Residents - continued

resident, use the amount from the “State wages, tips, etc.” box. If your employer did not separate your resident and non-resident wages on the W-2, you must prorate the “State wages, tips, etc.” amount for the period of time you lived in New Jersey. Add the amounts reportable for the period of New Jersey residency and enter the total on Line 14.

Do not include any W-2(s) where the total W-2 income was derived from out-of-State sources during your period of nonresidence.

Other Income. For interest, dividends, pensions, and other income, include on your return only those amounts received while a resident of New Jersey. Part-year resident partners and, in general, S corporation shareholders must prorate the entity’s income based on the number of days in the entity’s fiscal year that you were a resident divided by 365 (366 for leap years). Partners and shareholders should see Tax Topic Bulletin GIT-9P, *Income From Partnerships*, or GIT-9S, *Income From S Corporations*, for instructions on reporting distributive share of partnership income and net pro rata share of S corporation income.

Line 27a - Pension Exclusion. If you were a New Jersey resident for only part

of the taxable year and had total income for the *entire year* of \$100,000 or less before subtracting any pension exclusion, you may qualify for a pension exclusion if you meet the other eligibility requirements. If you qualify, prorate the exclusion by the number of months you were a New Jersey resident. For this calculation 15 days or more is a month.

Line 27b - Other Retirement Income Exclusion. If you (and/or your spouse/civil union partner if filing jointly) were 62 years of age or older on the last day of the tax year, you may qualify to exclude other income on Line 27b. There are two parts to the total exclusion: Part I, the unclaimed portion of your prorated pension exclusion, and Part II, a special exclusion for taxpayers who are unable to receive Social Security or Railroad Retirement benefits. **Do not complete Worksheet D** on page 26 to calculate the total exclusion amount you are eligible to claim. Instead, calculate your total exclusion as follows:

Part I. Total the earned income (wages, net profits from business, partnership income, and S corporation income) you received for the *entire year*. If your earned income for the entire year was \$3,000 or less and you did not use your entire *prorated* pension exclusion at Line 27a, you may be able to use the unclaimed pension

exclusion at Line 27b provided total income for the entire year before subtracting any pension exclusion was \$100,000 or less.

Part II. If you are unable to receive Social Security or Railroad Retirement benefits, but would have been eligible for benefits had you fully participated in either program, you may also be eligible for an additional exclusion, whether or not you used all of your *prorated* pension exclusion on Line 27a.

For more information see Tax Topic Bulletin GIT-6, *Part-Year Residents*.

Line 29 - Total Exemption Amount.

Your total exemptions must be prorated based on the number of months you were a New Jersey resident. For this calculation 15 days or more is a month.

$$\text{Total Exemptions} \times \frac{\text{Mos. NJ Resident}}{12} = \text{Line 29}$$

See the instructions for Line 29 on page 27 to calculate the “total exemption amount” to be prorated.

Lines 30 through 34 - Deductions. You may deduct medical expenses, qualified Archer medical savings account (MSA) contributions, health insurance costs of the self-employed, alimony and separate maintenance payments, and qualified conservation contributions based on the actual amounts paid for the period of time you lived in New Jersey. Use Worksheet E on page 28 to determine the medical expense deduction. In addition, eligible taxpayers may qualify for a prorated Health Enterprise Zone (HEZ) deduction. Taxpayers with business losses may also be eligible for an alternative business calculation adjustment based on the business income (losses) reported during their period of residence.

Line 37c - Property Tax Deduction. You may also be eligible to claim a deduction for property taxes you paid, or rent constituting property taxes (18% of rent due and paid) during your period of residency. When you do the calculation to determine whether the deduction or credit is better for you, prorate the minimum tax benefit of \$50 (\$25 if you and your spouse/civil

TAXPAYERS’ BILL OF RIGHTS

The New Jersey Taxpayers’ Bill of Rights simplifies tax administration and ensures that all taxpayers—individuals and businesses alike—are better informed and receive fair and equitable treatment during the tax collection process. Highlights of the Taxpayers’ Bill of Rights include:

Service—

- ♦ Division must respond to taxpayers’ questions within a reasonable time period.
- ♦ Notices of taxes and penalties due must clearly identify the purpose of the notice and must contain information about appeal procedures.

Appeals—

- ♦ Time to appeal to the Tax Court is generally 90 days.

Interest on Refunds—

- ♦ Interest is paid at the prime rate on refunds for all taxes when the Division takes more than six months to send you a refund.
- ♦ You may request that your overpayment of this year’s tax be credited towards next year’s tax liability, however, interest will not be paid on overpayments that are credited forward.

For more information on the rights and obligations of both taxpayers and the Division of Taxation under the Taxpayers’ Bill of Rights, see our publication ANJ-1, *New Jersey Taxpayers’ Bill of Rights*.

continued

Part-Year Residents - continued

union partner file separate returns but maintain the same principal residence) based on the number of months you occupied your New Jersey residence. For this calculation 15 days or more is a month. Use this prorated amount instead of \$50 (\$25 if you and your spouse/civil union partner file separate returns but maintain the same principal residence) at line 8, Worksheet F or line 5, Worksheet I.


Line 49 - Property Tax Credit. You must prorate the amount of any property tax credit on Line 49 based on the number of months you occupied your qualified New Jersey residence. For this calculation 15 days or more is a month.

Line 51 - New Jersey Earned Income Tax Credit. If you are eligible and filed for a Federal earned income credit, you may also qualify for a New Jersey earned income tax credit. The amount of your credit must be prorated based upon the number of months you were a New Jersey resident. For this calculation 15 days or more is a month.

For more information, see Tax Topic Bulletin GIT-6, *Part-Year Residents*.

Guidelines for Military Personnel


Residents. A member of the Armed Forces whose home of record (domicile) is New Jersey when entering the service remains a resident of New Jersey for income tax purposes, and must file a resident return even if assigned to duty in another state or country, unless he or she qualifies for nonresident status (see chart on page 5). If you are a New Jersey resident, you are subject to tax on all your income, including your military pay, regardless of where it is earned, unless the income is specifically exempt from tax under New Jersey law. Mustering-out payments, subsistence and housing allowances are exempt.

TAX TIP  Military pensions are exempt from New Jersey gross income tax, regardless of your age or disability status. See instructions for Line 19a on page 20.

A member of the Armed Forces whose home of record is New Jersey and who is stationed outside the State (whether living aboard ship, in barracks, billets, apartment, or house) and does not intend to remain outside New Jersey, continues to be a resident and must file a resident return and report all taxable income. However, if a serviceperson pays for and maintains facilities such as an apartment or a home outside of New Jersey, either by out-of-pocket payments or forfeiture of quarters allowance, such facilities will constitute a permanent home outside of New Jersey. In this case, the serviceperson is not considered a New Jersey resident for tax purposes.

Nonresidents. A member of the Armed Forces whose home of record (domicile) is outside of New Jersey does not become a New Jersey resident when assigned to duty in this State. A nonresident serviceperson's military pay is not subject to New Jersey income tax and he or she is not required to file a New Jersey return unless he or she has received income from New Jersey sources other than military pay. Mustering-out payments, subsistence and housing allowances are also exempt. A nonresident serviceperson who has income from New Jersey sources such as a civilian job in off-duty hours, income or gain from property located in New Jersey, or income from a business, trade, or profession carried on in this State must file a New Jersey nonresident return, Form NJ-1040NR.

If your permanent home (domicile) was New Jersey when you entered the military, but you have changed your state of domicile or you satisfy the conditions for nonresident status (see chart on page 5), then your military pay is not subject to New Jersey income tax. File Form DD-2058-1 or DD-2058-2 with your finance officer to stop future withholding of New Jersey income tax. If New Jersey income tax was erroneously withheld from your military pay, you must file a nonresident return (Form NJ-1040NR) to obtain a refund of the tax withheld. For more information, see the nonresident return instructions.

TAX TIP  **Spouses/Civil Union Partners of Military Personnel.** Under the Federal Military Spouses Residency Relief Act (P.L. 111-97), a military servicemember's nonmilitary spouse/civil union partner is allowed to keep a tax domicile while moving from state to state, as long as he or she moves into a state to be with a spouse/civil union partner who is in the state on military orders. Nonmilitary spouses/civil union partners (of military personnel) who were not domiciled in New Jersey when they married the military spouse or entered into the civil union are not considered residents of New Jersey if:

- ♦ The principal reason for moving to this State was the transfer of the military spouse/civil union partner; and
- ♦ The nonmilitary spouse/civil union partner maintains a domicile in another state; and
- ♦ The nonmilitary spouse/civil union partner intends to leave New Jersey when the military spouse/civil union partner is transferred or leaves the service.

Under the Military Spouses Residency Relief Act, a nonmilitary spouse/civil union partner who meets these requirements is not subject to New Jersey gross income tax on income (wages) earned from services performed in this State. If you are a nonmilitary spouse/civil union partner whose wages are exempt from New Jersey gross income tax, file Form NJ-165, Employee's Certificate of Nonresidence in New Jersey, with your employer to stop future withholding of New Jersey income tax. You must notify your employer if conditions for the withholding exemption no longer apply. If New Jersey income tax was withheld or estimated payments were made in error, you must file a nonresident return (Form NJ-1040NR) to obtain a refund.

The Military Spouses Residency Relief Act applies only to income (wages) from services performed by a nonresident civilian spouse/civil union partner of a servicemember. Nonresident civilian spouses/civil union partners are subject to

Military Personnel - continued

New Jersey gross income tax on all other types of income earned from New Jersey sources (e.g., income from a business carried on in this State, gain from sale of property located in New Jersey) and must file a New Jersey nonresident return if required. See chart on page 5. Wages earned in New Jersey by a nonresident civilian spouse/civil union partner who lives *outside* the State are also subject to New Jersey gross income tax. A nonresident civilian spouse/civil union partner who lives outside New Jersey may not use Form NJ-165 to claim an exemption from New Jersey gross income tax withholding on wages earned in this State as the nonmilitary spouse/civil union partner of a servicemember.

New Jersey law requires that a married couple's filing status for New Jersey gross income tax purposes be the same as for Federal income tax purposes unless they are a civil union couple. A married couple filing a joint Federal return must file a joint return in New Jersey. However, when one spouse/civil union partner is a New Jersey resident and the other is a nonresident for the entire year, the resident may file a separate return unless both agree to file jointly as residents. If a joint resident return is filed, their joint income will be taxed as if both were residents.

Extensions. Special rules apply to members of the Armed Forces of the United States and civilians providing support to the Armed Forces. See "Military Extensions" below.

Death Related to Duty. When a member of the Armed Forces serving in a combat zone or qualified hazardous duty area dies as a result of wounds, disease, or injury received there, no income tax is due for the taxable year the death occurred, nor for any earlier years served in the zone or area.

For more information on military personnel (and the rules affecting their spouses), see Tax Topic Bulletin GIT-7, *Military Personnel*.

When to File

In general, your New Jersey income tax return is due when your Federal income tax return is due. For calendar year filers, the 2013 New Jersey income tax return is due by April 15, 2014. Fiscal year filers must file their New Jersey income tax return by the 15th day of the fourth month following the close of the fiscal year.

Postmark Date. All New Jersey income tax returns postmarked on or before the due date of the return are considered to be filed on time. Tax returns postmarked after the due date are considered to be filed late. When a return is postmarked after the due date, the filing date for that return is the date the return was received by the Division, not the postmark date of the return. Interest on unpaid liabilities is assessed from the due date of the return.

Extension of Time to File

An extension of time is granted only to file your New Jersey resident income tax return. There is no extension of time to pay tax due. We will notify you only if your extension request is denied, but not until after your return is actually filed.

Penalties and interest are imposed whenever tax is paid after the original due date.

Six-Month Extension

You may receive a six-month extension of time to file your New Jersey resident income tax return. An application for an extension of time to file is accepted only if at least 80% of the tax liability computed on your Form NJ-1040 when filed is paid in the form of withholdings, estimated, or other payments by the original due date, **and**

- 1. Federal extension filed.** A copy of your Federal Application for Automatic Extension is enclosed with your final return and the oval at the top of the NJ-1040 is filled in (or your confirmation number is entered in the space provided at the top of Form NJ-1040 if the extension application or payment was filed online or by phone); **or**
- 2. No Federal extension filed.** You file a request for a six-month extension on

Form NJ-630, Application for Extension of Time to File New Jersey Gross Income Tax Return, by the original due date of the return. Taxpayers who file Form NJ-630 will not receive an approved copy. We will notify you only if your request is denied, but not until after your return is actually filed.

NOTE: If a Federal extension is filed, Form NJ-630 must still be filed by the original due date if you are required to make a payment to satisfy the 80% requirement.

Civil Union Couples. Civil union partners filing a joint return must either provide copies of the Federal extension application (or confirmation number) for both partners, or they must file Form NJ-630.

If you fail to satisfy the requirements outlined for an extension, or you fail to file your return by the extended due date, your extension will be denied and penalties and interest will be imposed from the original due date of the return. See "Penalties, Interest, and Collection Fees" on page 13.

You will find an application for extension (Form NJ-630) at the front of this booklet. Do not use the preprinted Form NJ-630 if you filed a joint return last year and this year you are filing your return using only your own social security number or you are filing a joint return with a different person. Or, you can file an extension application online until April 15 at www.state.nj.us/treasury/taxation/.

Military Extensions

Special rules apply to members of the Armed Forces of the United States and civilians providing support to the Armed Forces.

A person on active duty with the Armed Forces of the United States, who may not be able to file timely because of distance, injury, or hospitalization as a result of this service, will automatically receive a six-month extension by enclosing an explanation with the return when filed.

Combat Zone. New Jersey allows extensions of time to file income tax returns

Extension of Time to File - continued

and pay any tax due for members of the Armed Forces and civilians providing support to the Armed Forces serving in an area which has been declared a “combat zone” by executive order of the President of the United States or a “qualified hazardous duty area” by Federal statute. Once you leave the combat zone or qualified hazardous duty area, you have 180 days to file your tax return. Enclose a statement with your return to explain the reason for the extension.

In addition, if you are hospitalized outside of the State of New Jersey as a result of injuries you received while serving in a combat zone or qualified hazardous duty area, you have 180 days from the time you leave the hospital or you leave the combat zone or hazardous duty area, whichever is later.

Qualifying military and support personnel, as defined above, are granted an extension of time for paying tax for the period of combat service or hospitalization, plus 180 days.

Enclose a statement of explanation with your return when you file. No interest or penalties will be assessed during a valid extension for service in a combat zone or qualified hazardous duty area. This extension is also granted to a taxpayer’s spouse/civil union partner who files a joint return.

How to Pay

The balance of tax due must be paid in full by the original due date of the return. If you owe less than \$1, no payment is required. You may make your payment by check or money order, electronic check (e-check), or credit card.

Check or Money Order. You will find a payment voucher (Form NJ-1040-V) at the front of this booklet. If you owe tax and are sending the payment with your 2013 return, enter the amount of tax due in the boxes on the payment voucher. Do not make changes to any information preprinted on the payment voucher. Instead, make any necessary changes on Form NJ-1040. Do not use the preprinted payment voucher if you filed a joint return last year and this year you are filing your

return using only your own social security number or you are filing a joint return with a different person.

New for 2013

If you are paying by check or money order, enter the amount of your payment in the boxes below the signature line on the front of the return.

Make check or money order payable to **State of New Jersey – TGI**. Write your social security number on the check or money order. For a joint return use social security numbers of both husband and wife/civil union partners in the same order the names are listed on the return. Send your payment for the balance due with the payment voucher in the same envelope with your tax return. For information about mailing forms, see “Where to Send Your Return” on page 11.

If you are paying a balance due for the 2013 tax year and are making the first installment of estimated tax for 2014, please use separate checks or money orders for each payment. Send your 2014 estimated tax payment with an NJ-1040-ES voucher to the address on that payment voucher. **Do not include the estimated tax payment with your 2013 income tax return.**

Electronic Check (e-check). You may be able to pay your 2013 New Jersey income taxes or make a payment of estimated tax for 2014 by e-check. This option is available on the Division’s website (www.state.nj.us/treasury/taxation/). Taxpayers who do not have Internet access can make a payment by e-check by contacting the Division’s Customer Service Center at 609-292-6400 or by visiting a

You will need your bank’s 9-digit routing number and your account number to make a payment by e-check. Do not enter the check number as part of the account number. **NOTE:** The routing and account numbers may be in different places on your check.

Regional Office (see page 62). Do not send in the payment voucher if you pay your taxes by e-check, and do not enter the amount of your payment in the boxes on the front of the return.

When using e-check on the web, you will need your social security number and date of birth to make a payment. Be sure the social security number you enter matches the first social security number shown on the form for which you are making your payment, and the date of birth you enter is the date of birth for that person.

NOTE:

- (1) If you do not enter your social security number and date of birth properly, you will not be able to pay by e-check.
- (2) If you are filing a New Jersey return for the first time, or your filing status is different than the filing status on your 2012 return, you may not be able to pay by e-check.
- (3) E-check payments made using an account that is funded from a financial institution outside the United States will not be accepted.

Credit Card. You may pay your 2013 New Jersey income taxes or make a payment of estimated tax for 2014 online (www.state.nj.us/treasury/taxation/) or by phone (1-888-673-7694) and use a Visa, American Express, MasterCard, or Discover credit card. You may also make a payment by credit card by contacting the Division’s Customer Service Center at 609-292-6400 or by visiting a Regional Office (see page 62). A usage fee will be added to the total tax payment when you pay by credit card. Do not send in the payment voucher if you pay your taxes by credit card, and do not enter the amount

How to Pay - continued

of your payment in the boxes on the front of the return.

Time Limit for Assessing Additional

Taxes. The Division of Taxation has three years from the date you filed your income tax return or the original due date of the return, whichever is later, to send you a bill for additional taxes you owe. There is no time limit if you did not file your tax return, or if you filed a false or fraudulent return with the intent to evade tax. The time limit may be extended if:

- ◆ You amended or the IRS adjusted your Federal taxable income or your Federal earned income credit;
- ◆ You amended your New Jersey taxable income;
- ◆ You entered into a written agreement with the Division extending the time to make an assessment;
- ◆ You omitted more than 25% of your gross income on your New Jersey income tax return; or
- ◆ You were issued an erroneous refund as a result of fraud or misrepresentation by you.

Where to Send Your Return

Use the envelope contained in your packet to mail your NJ-1040 along with related enclosures, payment voucher, and check or money order for any tax due. **Send only one return or property tax credit application per envelope.** On the flap of the envelope you will find preprinted address labels with different addresses for different categories of returns. **To ensure your return is mailed properly:**

1. Remove all labels along perforations from envelope flap; and
2. Choose the correct label for your return.

Mail Returns Indicating Tax Due Together With Payment Voucher and Check or Money Order to:

STATE OF NEW JERSEY
DIVISION OF TAXATION
REVENUE PROCESSING CENTER – PAYMENTS
PO Box 111
TRENTON NJ 08645-0111

Mail Returns Requesting a Refund (or with No Tax Due)

or

Mail Property Tax Credit Applications Filed Without Income Tax Returns to:

STATE OF NEW JERSEY
DIVISION OF TAXATION
REVENUE PROCESSING CENTER – REFUNDS
PO Box 555
TRENTON NJ 08647-0555

3. Moisten and affix only the correct label on the front of the return envelope.

Do not staple, paper clip, or tape your check or money order to the voucher.**Refunds**

A return must be filed to claim a refund for overpayment of tax. If the refund is \$1 or less, you must enclose a statement specifically requesting it.

Time Period for Refunds. To get a refund, you generally must file your return within three years from the date the return was due (including extensions). If you and the Division agree in writing to extend the period of assessment, the period for filing a refund claim will also be extended.

Interest Paid on Refunds. If the Division takes more than six months to send your income tax refund, you have a right to receive interest on that refund. Interest at the prime rate, compounded annually, will be paid from the *later* of:

- ◆ The date the refund claim was filed;
- ◆ The date the tax was paid; or
- ◆ The due date of the return.

No interest will be paid when an overpayment is credited to the next year's tax liability or on an overpayment or portion of an overpayment which consists of a New Jersey earned income tax credit.

New Jersey law requires that any money owed to the State of New Jersey, any of its agencies, the Internal Revenue Service, or another claimant state or city that has a personal income tax set-off agreement with New Jersey be deducted from

your refund or credit before it is issued. Homestead benefits may also be affected. These debts include, among other things, money owed for past due taxes, child support due under a court order, school loans, hospital bills, and IRS levies. If the Division applies your refund, credit, or benefit to any of these debts, you will be notified by mail.

Deceased Taxpayers

If a person received income in 2013 but died before filing a return, the New Jersey income tax return should be filed by the surviving spouse/civil union partner or personal representative (executor or administrator of an estate or anyone who is in charge of the decedent's personal property). Use the same filing status that was used on the final Federal income tax return, unless the decedent was a partner in a civil union. If filing a joint return, write the name and address of the decedent and the surviving spouse/civil union partner in the name and address fields. If a joint return is not being filed, write the decedent's name in the name field and the personal representative's name and address in the remaining fields. Print "Deceased" and the date of death above the decedent's name. **Do not** prorate exemptions or deductions unless the decedent was a part-year resident. The due date for filing is the same as for Federal purposes. If a personal representative has been appointed, that person must sign the return in his or her official capacity. If a joint return is being filed, the surviving spouse/civil union partner must also sign. If no personal representative has been appointed, the surviving spouse/civil union partner signs the return and writes "Filing as Surviving Spouse" or "Filing as Surviving Civil Union Partner" in the signature section. If no personal representative has been appointed and there is no surviving spouse/civil union partner, the person in charge of the decedent's property must file and sign the return as "personal representative."

TAX TIP

Fill in the oval above the signature line (below the signature line if filing Form NJ-1040-H) and enclose a copy of the decedent's death certificate only if there is a

continued

Deceased Taxpayers - continued

refund due and you want the check to be issued to the decedent's surviving spouse/civil union partner or estate.

Income in Respect of a Decedent. If you had the right to receive income that the deceased person would have received had he or she lived, and the income was not included on the decedent's final return, you must report the income on your own return when you receive it. The income or gain is included on Line 25 as "Other" income.

Estates and Trusts

Filing Requirements for Estates and Trusts. The fiduciary of an estate or trust may be required to file a New Jersey gross income tax return for that estate or trust. The return for an estate or trust must be filed on a New Jersey Fiduciary Return, Form NJ-1041. The fiduciary must also provide each beneficiary with a New Jersey Schedule NJK-1, which shows the beneficiary's share of the estate or trust income actually distributed or required to be distributed during the taxable year.

Revocable grantor trusts are required to file a New Jersey Fiduciary Return, Form NJ-1041, where there is sufficient nexus with this State and the statutory filing requirement is met. For further information, see the Fiduciary return, Form NJ-1041, instructions.

Filing Requirements for Beneficiaries.

The net income earned by an estate or trust does not retain its character (i.e., interest, partnership income); rather, it is a specified income category – "Net Gains or Income Derived Through Estates or Trusts." You must report as net income from estates or trusts the Total Distribution reported on your Schedule NJK-1, Form NJ-1041 and include it on Line 25, Other Income. If a Schedule NJK-1 was not received, the interest, dividends, capital gains, business or partnership income, etc. listed on your Federal K-1 must be adjusted to reflect New Jersey tax law and then netted together before inclusion on the "Other" income line. Enclose a copy of your NJK-1 or Federal K-1 with your return.


If the income from a grantor trust is reportable by or taxable to the grantor for Federal income tax purposes, it is also taxable to the grantor for New Jersey gross income tax purposes. See instructions for Line 25 on page 24 for reporting requirements.

Partnerships

A partnership is not subject to gross income tax. Individual partners are subject to tax on the income they earned from the partnership under the Federal Internal Revenue Code and the New Jersey Gross Income Tax Act. See page 24 for information on reporting income from a partnership. Every partnership having a New Jersey resident partner or income from New Jersey sources must file a New Jersey Partnership Return, Form NJ-1065, with the New Jersey Division of Taxation by the 15th day of the fourth month following the close of the partnership's taxable year. For more information on partnership filing, see Form NJ-1065 and instructions.

Estimated Tax

Estimated tax means the amount which you estimate to be your income tax for the taxable year after subtracting withholdings and other credits.

TAX TIP  You are required to make estimated tax payments using Form NJ-1040-ES when your estimated tax exceeds \$400. Instructions for computing the estimated tax and making the payments are included with the form. Review the amount of your New Jersey gross income tax on your expected gross income (after deductions and credits) to determine if you need to make estimated tax payments for 2014.

To avoid having to make estimated tax payments, you may ask your employer to withhold an additional amount from your wages by completing Form NJ-W4. Failure to file a Declaration of Estimated Tax or pay all or part of an underpayment *will result in interest charges* on the underpayment.

Underpayment of Estimated Tax. If you failed to make all of the required estimated tax payments as described

above, you should obtain Form NJ-2210, Underpayment of Estimated Tax by Individuals, Estates or Trusts. Complete Form NJ-2210 to determine if interest is due and if so, calculate the amount. Enter on Line 46 the amount of interest due from line 19, Form NJ-2210. Be sure to fill in the oval below Line 46 and enclose Form NJ-2210 with your return.

For more information see Tax Topic Bulletin GIT-8, *Estimating Income Taxes*.

Amended Returns

If you received an additional tax statement (W-2 or 1099) after your return was filed, or you discovered that you made any error or omission on your return, file an amended New Jersey resident return, Form NJ-1040X.

Changes in Your Federal Income Tax or Federal Earned Income Credit. If you receive a notice from the Internal Revenue Service that they changed your reported income, and that change altered your New Jersey taxable income, or if you receive a notice that your Federal earned income credit has been changed, and that change alters your New Jersey earned income tax credit, you must notify the Division of the change in writing within 90 days. File an amended tax return and pay any additional tax due. If you file an amended Federal return which changes your New Jersey taxable income or your Federal earned income credit, you must file an amended New Jersey resident return, Form NJ-1040X, within 90 days.

Accounting Method

Use the same accounting method for New Jersey gross income tax that you used for Federal income tax purposes. Income must be recognized and reported in the same period as it is recognized and reported for Federal income tax purposes.

Rounding Off to Whole Dollars

When completing your return and the accompanying schedules, you may show the money items in whole dollars. If you have to add two or more items to figure the total to enter on a line, include cents

continued

Rounding Off to Whole Dollars - continued

when adding the items and round off only the total. When entering the rounded total on the line, eliminate any amount under 50 cents and increase any amount 50 cents or more to the next higher dollar. If you do round off, do so for all amounts. **When rounding, enter zeros after the decimal point for cents.**

Penalties, Interest, and Collection Fees

Penalty and interest should be included with the payment of any tax due.

Late Filing Penalty

5% per month (or fraction of a month) up to a maximum of 25% of the outstanding tax liability when a return is filed after the due date or extended due date. A penalty of \$100 for each month the return is late may also be imposed.

Late Payment Penalty

5% of the outstanding tax balance may be imposed.

Interest

3% above the prime rate for every month or fraction of a month the tax is unpaid, compounded annually. At the end of each calendar year, any tax, penalties, and interest remaining due (unpaid) will become part of the balance on which interest is charged.

Collection Fees

In addition, if your tax bill is sent to our collection agency, a referral cost recovery fee of 10% of the tax due will be added to your liability. If a certificate of debt is issued for your outstanding liability, a fee for the cost of collection of the tax may also be imposed.

Signatures

Sign and date your return in blue or black ink. Both husband and wife/civil union partners must sign a joint return. If you are filing *only* a property tax credit application (Form NJ-1040-H), the application must be signed and dated in ink. The signature(s) on the form you file must be original; photocopied signatures are not acceptable. A return without the proper signatures cannot be processed and will be returned to you. This causes unnecessary

processing delays and may result in penalties for late filing.

Don't Need Forms Mailed to You Next Year?

Taxpayers who pay someone else to prepare their returns probably do not use the income tax return booklets mailed to them each year. If you do **not** need a booklet mailed to you next year, fill in the oval above the signature line. Telling us that you do not need a booklet next year will help us reduce printing and mailing costs.

Preparer Authorization. Because of the strict provisions of confidentiality, Division of Taxation personnel may not discuss your return or enclosures with anyone other than you without your written authorization. If, for any reason, you want a Division of Taxation representative to discuss your tax return with the individual who signed your return as your "Paid Tax Preparer," we must have your permission to do so. To authorize the Division of Taxation to discuss your return and enclosures with your "Paid Tax Preparer," fill in the oval above the preparer's signature line.

Tax Preparers. Anyone who prepares a return for a fee must sign the return as a "Paid Preparer" and enter his or her social security number or Federal preparer tax identification number. Include the company or corporation name and Federal identification number, if applicable. A tax preparer who fails to sign the return or provide a tax identification number may incur a \$25 penalty for each omission. Someone who prepares your return but does not charge you should not sign your return.

NOTE: Preparers that reasonably expect to prepare 11 or more individual gross income tax resident returns (including those filed for trusts and estates) during the tax year must use electronic methods to file those returns for which an electronic filing option is available. A tax preparer is liable for a penalty of \$50 for each return he or she fails to file electronically when required to do so.

Keeping Tax Records

Keep copies of your tax returns and the supporting documentation of income, age

and/or disability, deductions, and credits until the statute of limitations has expired for each return. Generally, this is three years after the filing date or two years from the date the tax was paid, whichever is later.

Privacy Act Notification

The Federal Privacy Act of 1974 requires an agency requesting information from individuals to inform them why the request is being made and how the information is being used.

Your social security number is used primarily to account for and give credit for tax payments. The Division of Taxation also uses social security numbers in the administration and enforcement of all tax laws for which it is responsible. In addition, the Division of Taxation is required by law to forward an annual list to the Administrative Office of the Courts containing the names, addresses, and social security numbers of individuals who file a New Jersey resident tax return or property tax credit application. This list will be used to avoid duplication of names on jury lists. The Division of Taxation is also required to transmit to the Department of Human Services (DHS) annually information from New Jersey resident tax returns that will permit DHS to identify individuals who do not have health insurance and who may be eligible for Medicaid or the NJ FamilyCare Program.

Federal/State Tax Agreement

The New Jersey Division of Taxation and the Internal Revenue Service have entered into a Federal/State Agreement to exchange income tax information in order to verify the accuracy and consistency of information reported on Federal and New Jersey income tax returns.

Fraudulent Return

Any person who deliberately fails to file a return, files a fraudulent return, or attempts to evade the tax in any manner may be liable for a penalty up to \$7,500 or imprisonment for a term between three and five years or both.

Name and Address

Place the peel-off label at the front of this booklet in the name and address section at the top of the return. **Do not use the label if any of the information is incorrect.**

If your label contains inaccurate information or you do not have a label, print or type your name (last name first), complete address, and zip code in the spaces provided. Also include your spouse's/civil union partner's name if filing jointly. Your refund and next year's form will be sent to the address you provide. If your legal residence and the address on the return differ, enclose a statement of explanation to avoid a delay in processing.

New for 2013 Fill in the "Change of Address" oval if your address has changed since you last filed a New Jersey return or if any of the address information on your label is incorrect.

Social Security Number

Your social security number(s) is not printed on your name and address label. **You must enter your social security number(s)** in the space provided on the return, one digit in each box. If your filing status is married/CU couple, filing joint return, remember to report both filers' numbers in the order in which the names are listed on the return.

If you (or your spouse/civil union partner) do not have a social security number, file Form SS-5 with the Social Security Administration to apply for one. Taxpayers who are not eligible for a social security number must file Form W-7 with the Internal Revenue Service to obtain an individual taxpayer identification number (ITIN). Enter on Form NJ-1040 the same number (social security number or ITIN) that you entered on your Federal income tax return. If you (or your spouse/civil union partner) applied for but have not received an ITIN by the return due date, enclose a copy of your Federal Form W-7 application with your New Jersey income tax return.

NOTE: A copy of Form W-7 (or W-7A) cannot be used in place of a valid social security number, ITIN, or ATIN for a dependent when completing Line 13, Dependents' Information.

County/Municipality Code

Enter your four-digit county/municipality code, one digit in each box, from the table on page 50. This code identifies the county and municipality of your current residence. The county and municipality codes in these instructions are for Division of Taxation purposes only.

If the local name of the place where you live is not listed, enter the code for the municipality where the property taxes were paid on your dwelling. (Go to www.state.nj.us/infobank/locality.htm for a listing of local names in the State and the county and municipality in which they are located.)

NJ Residency Status

If you were a New Jersey resident for only part of the taxable year, list the month, day, and year your residency began and the month, day, and year it ended. List all months as two-digit numbers with the digits 01 for January, 02 for February, 03 for March, etc. Enter the correct number for the beginning and ending months directly in the boxes containing the letter "M," one digit in each box.

List the days of the months as two-digit numbers beginning with the digits 01 for the first day of the month and ending with the digits 31 for the last day of the month. Enter the correct number for the beginning and ending dates directly in the boxes containing the letter "D," one digit in each box.

Calendar year filers should enter the number 13 for the year directly in the boxes containing the letter "Y," one digit in each box. Fiscal year filers should enter the appropriate year in the "Y" boxes.

Filing Status (Lines 1–5)

In general, you must use the same filing status on your New Jersey return as you do for Federal income tax purposes,

unless you are a partner in a civil union. Indicate the appropriate filing status. Fill in only **one** oval.

TAX TIP



Partners in a civil union recognized under New Jersey law **must file** their New Jersey income tax returns using the same filing statuses accorded spouses under New Jersey Gross Income Tax Law. Civil union partners may not use the filing status single. Any reference in this booklet to a spouse also refers to a spouse that entered into a valid same-sex marriage in another state or foreign nation and a partner in a civil union (CU) recognized under New Jersey law. More information on civil unions, including legally sanctioned same-sex relationships established outside New Jersey, can be found on the Division's website (www.state.nj.us/treasury/taxation/).

Single. Your filing status is single if you are unmarried or not a partner in a civil union on the last day of the tax year, and you do not qualify for head of household or qualifying widow(er)/surviving CU partner status (see page 15).

Married/Civil Union Couples. If a married couple files a joint Federal income tax return, they must also file a joint New Jersey income tax return. If spouses file separate Federal returns, separate State returns must also be filed. However, if you are a civil union couple, your filing status for New Jersey may not match your Federal filing status for the year.

If during the entire taxable year one spouse/civil union partner was a resident and the other a nonresident, the resident may file a separate New Jersey return. The resident computes income and exemptions as if a Federal married, filing separate return had been filed. The spouses/civil union partners have the option of filing a joint return, in which case their joint income would be taxed as if both were residents.

If you are filing separately, be sure to enter the social security number of your spouse/civil union partner in the boxes provided at the top of the tax return.

Filing Status (Lines 1–5) - continued

NOTE: You may file jointly or separately only if you were married or a partner in a civil union on the last day of the tax year.

Head of Household. If you meet the requirements to file as head of household for Federal income tax purposes, you may file as head of household for New Jersey. Certain married individuals/civil union partners living apart may file as head of household for New Jersey if they meet the requirements to file as head of household for Federal purposes.

Qualifying Widow(er)/Surviving CU Partner. If your spouse/civil union partner died during 2013, you may file a joint return for the two of you provided you did not remarry or enter into a new civil union before the end of the year. You may be eligible to use the filing status “qualifying widow(er)/surviving CU partner” for 2013 **only** if your spouse/CU partner died in either 2011 or 2012, you did not remarry or enter into a new civil union before the end of 2013, and you meet the other requirements to file as qualifying widow(er) with dependent child for Federal purposes.

Domestic Partners. If you were a member of a domestic partnership registered in New Jersey, you are not considered to be married or in a civil union. Do not use either the joint or separate filing statuses at Lines 2 and 3. However, if you also entered into a legally sanctioned same-sex relationship outside New Jersey, you may still be able to use the joint or separate filing statuses for married/CU couples. For more information, see the Division’s website (www.state.nj.us/treasury/taxation/) and Tax Topic Bulletin GIT-4, *Filing Status*.

Exemptions - Personal

Line 6 - Regular Exemptions

As a taxpayer you may claim a personal exemption for yourself, even if you are a minor who is claimed as a dependent on your parents’ return. For your convenience, “Yourself” is already filled in. If you are married or in a civil union and filing a joint return, fill in the spouse/CU partner oval as well.

If you were a member of a domestic partnership that was registered in New Jersey on the last day of the tax year, you may claim an exemption for your domestic partner **only if he or she does not file a New Jersey income tax return.** *You must enclose a copy of your New Jersey Certificate of Domestic Partnership the first time you claim the exemption, and you may be asked to provide additional information at a later date.* If you are claiming this exemption, fill in the domestic partner oval. Add the number of ovals filled in and enter the result in the box on Line 6.

Line 7 - Age 65 or Older

If you were 65 years of age or older on the last day of the tax year, you are eligible for an additional exemption. If you are filing a joint return, an additional exemption is also available if your spouse/civil union partner was 65 years of age or older on the last day of the tax year. This exemption is not available for a domestic partner or for your dependents. *You must enclose proof of age such as a copy of a birth certificate, driver’s license, or church records with your return the first time you claim the exemption(s).* Fill in the appropriate oval(s). Add the number of ovals filled in and enter the result in the box on Line 7.

Line 8 - Blind or Disabled

If you were blind or disabled on the last day of the tax year, you are eligible for an additional exemption. If you are filing a joint return, an additional exemption is also available if your spouse/civil union partner was blind or disabled on the last day of the tax year. This exemption is not available for a domestic partner or for your dependents. “Disabled” means total and permanent inability to engage in any substantial gainful activity because of any physical or mental impairment, including blindness. *You must enclose a copy of the doctor’s certificate or other medical records with your return the first time you claim the exemption(s).* This information need not be submitted each year provided there is no change in your condition. Fill in the appropriate oval(s). Add the number of ovals filled in and enter the result in the box on Line 8.

Exemptions - Dependency

Line 9 - Dependent Children

You may claim an exemption for each dependent child who qualifies as your dependent for Federal income tax purposes. Enter the number of your dependent children in the box on Line 9.

Line 10 - Other Dependents

You may claim an exemption for each other dependent who qualifies as your dependent for Federal income tax purposes. Enter the number of your other dependents in the box on Line 10.

Line 11 - Dependents Attending Colleges

You may claim an additional exemption for each dependent claimed on Line 9 or 10 if all the requirements below are satisfied. **This exemption is not available to you or your spouse/civil union partner or your domestic partner.**

Requirements


- ♦ Student must be **under 22 years of age** for the entire tax year. (This means that the student’s 22nd birthday will not occur until 2014 or later.)
- ♦ Student must attend full-time. “Full-time” is determined by the institution.
- ♦ Student must spend at least some part of each of five calendar months of the tax year at school.
- ♦ The educational institution must be an accredited college or postsecondary institution, maintain a regular faculty and curriculum, and have a body of students in attendance.
- ♦ You must have paid one-half or more of the tuition and maintenance costs for the student. Financial aid received by the student is not calculated into your cost when totaling one-half of your dependent’s tuition and maintenance. However, the money earned by students in College Work Study Programs is income and is taken into account.

Enter the number of exemptions for your qualified dependents attending colleges in the box on Line 11.

Line 12 - Totals

Add Lines 6, 7, 8, and 11 and enter the total in the box on Line 12a. Add Lines 9 and 10 and enter that total in the box on Line 12b.

Line 13 - Dependents' Information

TAX TIP  You must enter on Line 13 the full name, social security number, and year of birth for each dependent child or other dependent claimed on Lines 9 and/or 10.

You must also fill in the oval for each dependent who does *not* have health insurance coverage (including NJ FamilyCare/Medicaid, Medicare, private, or other health insurance) on the date you file the return. **Do not fill in the oval for any dependents who have health insurance.** This information will be transmitted to the New Jersey Department of Human Services and will be used to identify and reach out to residents who are uninsured to make them aware of the availability of health care coverage under the Medicaid and NJ FamilyCare Programs.

If you have more than four dependents, enter the required information for the first four dependents on Lines 13a - d and enclose a statement with the return listing the information for the additional dependents.

The dependents you list must be the same persons who qualify as your dependent children or other dependents for Federal income tax purposes. Enter the same social security number, individual taxpayer identification number (ITIN), or adoption taxpayer identification number (ATIN) for each dependent that you entered on your Federal return. If you do not provide a valid social security number, ITIN, or ATIN for a dependent claimed on Lines 9 and/or 10, the exemption will be disallowed.

To obtain an ATIN, file Form W-7A, Application for Taxpayer Identification Number for Pending U.S. Adoptions, with the Internal Revenue Service. See page 14 for

information on obtaining a social security number or ITIN.

NOTE: If you qualify for the New Jersey earned income tax credit (see the instructions for Line 51) and you listed a "qualifying child" on your Federal Schedule EIC who is not claimed as your dependent for New Jersey purposes, you must enter on Line 13 the child's name, social security number, and birth year.

Gubernatorial Elections Fund

The Gubernatorial Elections Fund, financed by taxpayer designated \$1 contributions, provides partial public financing to qualified candidates for the office of Governor of New Jersey. With its contribution and expenditure limits, the Gubernatorial Public Financing Program has since 1977 assisted 68 candidates to conduct their campaigns free from the improper influence of excessive campaign contributions. Operation of the program has also permitted candidates of limited financial means to run for election to the State's highest office. As a condition of their receipt of public financing, candidates must agree to participate in two debates which provide the public with an opportunity to hear the views of each candidate. For more information on the Gubernatorial Public Financing Program, contact the New Jersey Election Law Enforcement Commission at 1-888-313-ELEC (toll-free within New Jersey) or 609-292-8700 or write to:

NJ ELECTION LAW ENFORCEMENT COMMISSION
PO BOX 185
TRENTON NJ 08625-0185


Lists of contributors to gubernatorial candidates and copies of reports filed by gubernatorial candidates may be viewed on the Election Law Enforcement Commission website at: www.elec.state.nj.us.

Participation in the \$1 income tax check-off protects the continuity and integrity of the Gubernatorial Elections Fund by providing that funds will be reserved for future gubernatorial elections thereby deterring the use of needed funding for other purposes. If you want to designate \$1 to go to help candidates for governor

pay campaign expenses, fill in the "Yes" oval in the Gubernatorial Elections Fund section of the return. If you are filing a joint return, your spouse/civil union partner may also designate \$1 to this fund. **Filling in the "Yes" oval will not in any way increase your tax liability or reduce your refund.**

Income (Lines 14–25)

Gross income means all income you received in the form of money, goods, property, and services unless specifically exempt by law. As a New Jersey resident you must report all taxable income you receive, whether from New Jersey or not, on your return.

TAX TIP  **Important! A net loss in any category of income cannot be reported as such on Form NJ-1040. A loss within one category of income may be applied against other income within the same category. However, a net loss in one category of income cannot be applied against income or gains in another on Form NJ-1040. In the case of a net loss in any category, make no entry on the corresponding line. Under New Jersey law, no carryback or carryover of losses is allowed when reporting income on Form NJ-1040.**


If you have income that is taxed both by New Jersey and by another jurisdiction outside of New Jersey, you may be eligible for a credit against your New Jersey income tax. See instructions for Schedule A, Credit for Income or Wage Taxes Paid to Other Jurisdiction, on page 40.

Line 14 - Wages, Salaries, Tips, etc.

Enter the total amount you received during the taxable year from wages, salaries, tips, fees, commissions, bonuses, and other payments received for services performed as an employee. Include all payments you received whether in cash, benefits, or property.

Enter the total of State wages, salaries, tips, etc. from **all** employment both inside and outside New Jersey.

Line 14 - Wages, Salaries, Tips, etc. - continued

TAX TIP  **Be sure to take the figure(s) from the “State wages” box on your W-2(s).** See sample W-2 on page 19.

NOTE: The “State wages” figure on W-2(s) you received from employment outside New Jersey may need to be adjusted to reflect New Jersey tax law.

All W-2(s) must be enclosed with your tax return. **Do not** staple W-2(s) to your return. If you have also paid taxes to another jurisdiction on the wages entered on this line, see page 40 for more information.

Pension and annuity income or early retirement benefits should not be included on this line but should be reported on Lines 19a and 19b.

Retirement Plans. Under New Jersey law, contributions to retirement plans (other than 401(k) Plans) are included

in the State wages figure on the W-2 in the year the wages are earned. This may cause your State wages figure to be higher than your Federal wages figure.

Meals and/or Lodging. You may exclude from the amount reported on Line 14 meals and/or lodging reported as wages on your W-2 provided that:

1. The meals and/or lodging were furnished on the business premises of your employer; and
 2. The meals and/or lodging were furnished for the convenience of your employer; and
- For lodging only:*
3. You were required to accept the lodging as a condition of your employment.

If you exclude the value of meals and/or lodging from your wages, you **must** enclose a signed statement explaining

how you have met these conditions. If the statement is not enclosed, your wages will be adjusted to represent the full amount shown on your W-2.

Food and maintenance payments made to New Jersey State Police officers as part of their union contract **cannot** be excluded from gross income. These payments do not meet the criteria above.

Employee Business Expenses. Employee business expenses are **not** deductible for New Jersey gross income tax purposes. However, you may exclude from the amount reported on Line 14 reimbursements for employee business expenses reported as wages on your W-2 provided that:

1. The expenses for which you are reimbursed are job-related expenses;
2. You are required to and do account for these expenses to your employer; and
3. You are reimbursed by your employer in the exact amount of the allowable expenses.

If you receive excludable reimbursements for employee business expenses which are included in your wages on your W-2, enclose a statement explaining the amount you are excluding and your reasons for excluding this amount. Also enclose a copy of your Federal Form 2106.

Federal Statutory Employees. If you are considered a “statutory employee” for Federal income tax purposes, you may not deduct your business expenses unless you are self-employed or an independent contractor under New Jersey law. The Federal label of “statutory employee” has no meaning for New Jersey gross income tax purposes. Business expenses may only be deducted from the business income of a self-employed individual. See the instructions for Schedule NJ-BUS-1, Part I (Net Profits From Business).

Moving Expenses. Moving expenses are **not** deductible for New Jersey gross income tax purposes. However, you may exclude from the amount reported on Line 14 reimbursements for the following moving expenses if the Federal

Gross Income includes the following:

- ♦ Wages and other compensation
- ♦ Interest and dividends
- ♦ Earnings on nonqualified withdrawals from qualified state tuition program accounts, including the New Jersey Better Educational Savings Trust Program (NJBEST) accounts
- ♦ Net profits from business, trade, or profession
- ♦ Net gains or income from sale or disposition of property
- ♦ Pensions, annuities, and IRA withdrawals
- ♦ Net distributive share of partnership income
- ♦ Net pro rata share of S corporation income
- ♦ Net rental, royalty, and copyright income
- ♦ Net gambling winnings, including New Jersey Lottery winnings from prize amounts exceeding \$10,000
- ♦ Alimony
- ♦ Estate and trust income
- ♦ Income in respect of a decedent
- ♦ Prizes and awards, including scholarships and fellowships (unless they satisfy the conditions on page 25)
- ♦ Value of residence provided by employer
- ♦ Fees for services rendered, including jury duty

New Jersey gross income also **includes** the following which are not subject to Federal income tax:

- ♦ Interest from obligations of states and their political subdivisions, other than New Jersey and its political subdivisions
- ♦ Income earned by a resident from foreign employment
- ♦ Certain contributions to pensions and tax-deferred annuities
- ♦ Employee contributions to Federal Thrift Savings Funds, 403(b), 457, SEP, or any other type of retirement plan other than 401(k) Plans

continued

Line 14 - Wages, Salaries, Tips, etc. - continued

requirements to claim moving expenses were met and the expenses were included in wages on your W-2.

1. The cost of moving your household goods and personal effects from the old home to the new home.

2. The actual expenses incurred by you for traveling, meals, and lodging when moving you and your family from your old residence to your new residence.

Reimbursements for any other moving expense may not be excluded from income.

If you receive excludable reimbursements for moving expenses which are included in your wages on your W-2, enclose a statement explaining the amount you are excluding and your reasons for excluding this amount. Also enclose a copy of your Federal Form 3903.

Exempt Income

Do not include the following income when deciding if you must file a return. These items should **not** appear anywhere on your form except for tax-exempt interest, which is reported on Line 15b.

- ◆ Federal Social Security
- ◆ Railroad Retirement (Tier 1 and Tier 2)
- ◆ United States military pensions and survivor's benefit payments
- ◆ Life insurance proceeds received because of a person's death
- ◆ Employee's death benefits
- ◆ Permanent and total disability, including VA benefits
- ◆ Temporary disability received from the State of New Jersey or as third-party sick pay
- ◆ Workers' Compensation
- ◆ Gifts and inheritances
- ◆ Qualifying scholarships or fellowship grants
- ◆ New Jersey Lottery winnings from prizes in the amount of \$10,000 or less
- ◆ Unemployment Compensation
- ◆ Family Leave Insurance (FLI) benefits
- ◆ Interest and capital gains from: (a) Obligations of the State of New Jersey or any of its political subdivisions; **or** (b) Direct Federal obligations exempt under law, such as U.S. Savings Bonds and Treasury Bills, Notes, and Bonds (see Line 15b)
- ◆ Distributions paid by mutual funds to the extent the distributions are attributable to interest earned on Federal obligations
- ◆ Certain distributions from "New Jersey Qualified Investment Funds" (see Line 15b)
- ◆ Earnings on qualified withdrawals from qualified state tuition program accounts, including the New Jersey Better Educational Savings Trust Program (NJBEST) accounts
- ◆ Employer and employee contributions to 401(k) Salary Reduction Plans (but **not** Federal Thrift Savings Funds)
- ◆ Some benefits received from certain employer-provided cafeteria plans (but not salary reduction or premium conversion plans). See Division Technical Bulletin TB-39
- ◆ Benefits received from certain employer-provided commuter transportation benefit plans (but not salary reduction plans). See Division Technical Bulletin TB-24R
- ◆ Contributions to and distributions from Archer MSAs if they are excluded for Federal income tax purposes
- ◆ Direct payments and benefits received under homeless persons assistance programs
- ◆ Homestead benefits, FAIR rebates, and NJ SAVER rebates
- ◆ Property tax reimbursements (benefits received under Senior Freeze Program)
- ◆ Income tax refunds (New Jersey, Federal, and other jurisdictions)
- ◆ New Jersey earned income tax credit payments
- ◆ Welfare
- ◆ Child support
- ◆ Amounts paid as reparations or restitution to Nazi Holocaust victims
- ◆ Assistance from a charitable organization, whether in the form of cash or property
- ◆ Cancellation of debt

Compensation for Injuries or Sickness.

Certain amounts received for personal injuries or sickness are not subject to tax. You may exclude from the amount reported on Line 14 such amounts included as wages on your W-2 provided that:

1. The payments must be compensation for wage loss which results from absence due to injury or sickness of the employee; and
2. The payments must be due and payable under an enforceable contractual obligation under the plan; and
3. The payments must not relate to sick leave wage continuation, the taking of which is largely discretionary and the payments are made regardless of the reason for absence from work.

If such payments are included in the State wage figure on your W-2, you must file Form NJ-2440 with your New Jersey return to exclude them.

Line 15a - Taxable Interest Income

Report all of your taxable interest from sources both inside and outside of New Jersey on Line 15a. New Jersey taxable interest income includes interest from the following:

- ◆ Banks
- ◆ Savings and loan associations
- ◆ Credit unions
- ◆ Savings accounts
- ◆ Earnings on nonqualified withdrawals from qualified state tuition program accounts, including the New Jersey Better Educational Savings Trust Program (NJBEST) accounts

Line 15a - Taxable Interest Income - continued

- ◆ Distributions from Coverdell education savings accounts (ESAs), but only the earnings portion
- ◆ Checking accounts
- ◆ Bonds and notes
- ◆ Certificates of deposit
- ◆ Ginnie Maes
- ◆ Fannie Maes
- ◆ Freddie Macs
- ◆ Repurchase agreements
- ◆ Life insurance dividends
- ◆ Obligations of states and their political subdivisions, other than New Jersey
- ◆ Any other interest not specifically exempt

Interest received by your sole proprietorship is reportable as net profits from business on Line 17. Your portion of interest earned and received by a partnership, an estate or trust or, in general, an S corporation is reportable as distributive share of partnership income on Line 20,

net income from estates or trusts on Line 25, or net pro rata share of S corporation income on Line 21. For detailed information regarding the reporting of partnership or S corporation income, see Tax Topic Bulletin GIT-9P, *Income From Partnerships*, or GIT-9S, *Income From S Corporations*. For information regarding grantor trusts, see the reporting instructions for Line 25 on page 24. Interest paid or deemed to have been paid to you by a partnership or an S corporation and reportable to you on Form 1099 must be included on Line 15a.

Forfeiture Penalty for Early Withdrawal. If you incur a penalty by withdrawing a time deposit early, you may subtract the amount of the penalty from your interest income.

If your taxable interest income on Line 15a is more than \$1,500, enclose a copy of Schedule B, Federal Form 1040 or 1040A.

Line 15b - Tax-Exempt Interest Income

Report all of your tax-exempt interest, as well as exempt interest dividends from a New Jersey Qualified Investment Fund, on Line 15b. **If Line 15b is more than \$10,000, you must include an itemized schedule detailing the amount received from each source.** New Jersey tax-exempt interest income includes interest from:

- ◆ Obligations of the State of New Jersey or any of its political subdivisions
- ◆ Direct Federal obligations such as U.S. Savings Bonds and Treasury Bills, Notes, and Bonds
- ◆ Earnings on qualified withdrawals from qualified state tuition program accounts, including the New Jersey Better Educational Savings Trust Program (NJBEST) accounts
- ◆ Sallie Maes
- ◆ CATS

Sample W-2 (This form is for illustration only and is not reproducible.)

22222		Void <input type="checkbox"/>	a Employee's social security number		For Official Use Only ▶ OMB No. 1545-0008		
b Employer identification number (EIN)			1 Wages, tips, other compensation		2 Federal income tax withheld		
c Employer's name, address, and ZIP code			3 Social security wages		4 Social security tax withheld		
d Control Number			5 Medical insurance and tips		6 Medicare tax withheld		
			7 Social Security tips		8 Allocated tips		
e Employee's name and address			9 Other compensation		10 Dependent care benefits		
f Employee's address and ZIP code			11 Nonqualified plans		12a See instructions for box 12		
			13 Salaried employee <input type="checkbox"/> Retirement plan <input type="checkbox"/> Third-party sick pay <input type="checkbox"/>		12b		
15 State Employer's state ID number			14 Other		12c		
			UI/WF/SWF - \$131.33 DI - \$111.24 DI P.P. #(Private Plan No.)		12d		
15 State NJ		16 State wages, tips, etc.		17 State income tax		18 Local wages, tips, etc.	
234-567-890/000		32,250.00		525.00			
FLI P.P. #		(Private Plan No.)		30.90 - FLI			
Form W-2 Wage and Tax Statement			2013			Department of the Treasury—Internal Revenue Service For Privacy Act and Paperwork Reduction Act Notice, see the separate instructions.	

- ◆ TIGRs
- ◆ Certain distributions from “New Jersey Qualified Investment Funds”
- ◆ Distributions paid by mutual funds to the extent the distributions are attributable to interest earned on Federal obligations

New Jersey Qualified Investment Funds.

A New Jersey Qualified Investment Fund is a regulated investment company in which at least 80% of the fund's investments (other than cash or receivables) are obligations issued either directly by the Federal government or the State of New Jersey or any of its political subdivisions. The Fund must complete and retain Form IF-1, Certification of Qualified Investment Fund, to document its status. This certification need not be filed with the Division of Taxation but must be made available upon request.

If you received a distribution from a qualified investment fund, you may exclude from your income only the portion of the distribution which comes from qualified exempt obligations. Although excluded from income, the tax-exempt portion is reported on Line 15b. The taxable portion of the distribution, if any, is reported as dividends on Line 16. By February 15, shareholders should be notified by the New Jersey qualified investment fund of the portion of their distribution that may be excluded from income. Contact your broker to determine whether your fund qualifies.

Do not report interest earned on your IRA(s) on Line 15b, Tax-Exempt Interest Income. If you made a withdrawal from your IRA during the year, see the instructions for Line 19a and Line 19b.

When you total your interest income on Lines 15a and 15b, the amount should match the total of the taxable and tax-exempt interest you reported on your Federal income tax return (if you filed a Federal 1040). Enclose a statement with your NJ-1040 explaining the difference if the amounts do not match. For more information on tax-exempt interest income, see Tax Topic Bulletin GIT-5, *Exempt Obligations*.

Line 16 - Dividends

Enter on Line 16 the amount of dividends received during the year from investments (e.g., from stocks, mutual funds) or other income-producing activities which do not constitute a trade or business. The total amount of taxable dividends received, **regardless of where earned**, must be reported.


Dividends received by your sole proprietorship are reportable as net profits from business on Line 17. Your portion of dividends earned and received by a partnership, an estate or trust or, in general, an S corporation is reportable as distributive share of partnership income on Line 20, net income from estates or trusts on Line 25, or net pro rata share of S corporation income on Line 21. For detailed information regarding the reporting of partnership income or S corporation income and distributions, see Tax Topic Bulletin GIT-9P, *Income From Partnerships*, or GIT-9S, *Income From S Corporations*. For information regarding grantor trusts, see the reporting instructions for Line 25 on page 24.

Capital Gains Distributions. Capital gains distributions you receive from mutual funds or other regulated investment companies are reported on Line 2, Schedule B and are not to be included on Line 16 as dividends.

Tax-Free Distributions. A distribution which is a return of your investment or capital and does not come from earnings or profits is a nontaxable capital or tax-free distribution. These distributions reduce the basis of the stock or investment and are not taxable until your investment is fully recovered.

Insurance Premiums. Dividends received from insurance companies are not taxable unless the dividends received exceed the premiums paid. Any interest from accumulated insurance dividends is taxable and must be reported on Line 15a.

Line 17 - Net Profits From Business


TAX TIP  Complete Part I of New Jersey Schedule NJ-BUS-1, Business Income Summary Schedule, and enter on Line 17 the amount of net profits from business from Line 4 of Part I. **If the amount on Line 4 is a loss, make no entry on Line 17.** Enclose Schedule NJ-BUS-1 and a copy of the Federal Schedule C (or C-EZ or F) for each business with your return. See page 45.

Line 18 - Net Gains or Income From Disposition of Property

Enter on Line 18 the amount of net gains from New Jersey Schedule B, Line 4. **If the amount on Line 4 is zero, make no entry on Line 18.** Enclose Schedule B with your return. See page 44.

Line 19a - Pensions, Annuities, and IRA Withdrawals

Pensions, annuities, and certain IRA withdrawals are taxable on the New Jersey return and must be reported on Line 19a, although the taxable amount may differ from the Federal amount. (See page 22 for information on Roth IRAs.)

TAX TIP  If you (and/or your spouse/civil union partner if filing jointly) were 62 years of age or older or disabled and met the other requirements, you may be able to use the pension and other retirement income exclusions to reduce your gross income. See the instructions for Line 27a and Line 27b on pages 25 and 26.

All state and local government, teachers', and Federal pensions, and Keogh Plans are treated in the same manner as pensions from the private sector. Amounts received as “early retirement benefits” and amounts reported as pension on Schedule NJK-1, Partnership Return Form NJ-1065 are also taxable. Social Security and Railroad Retirement benefits are exempt from New Jersey income tax and should not be reported as pension income on Form NJ-1040. Pension

payments received by reason of total and permanent disability are also exempt. However, if you retired before age 65 on a total and permanent disability pension and continue to receive pension payments after age 65, your disability pension is then treated as an ordinary pension. (See definition of “disabled” on page 15.)

If you are receiving a United States military pension or survivor’s benefit payments, the military pension or survivor’s benefit is exempt from New Jersey gross income tax regardless of your age or disability status. Do not include such payments on Form NJ-1040.

Military pensions are those resulting from service in the Army, Navy, Air Force, Marine Corps, or Coast Guard. This exemption does not apply to civil service pensions or annuities, even if the pension or annuity is based on credit for military service. Most military pensions and survivor’s benefit payments are received from the U.S. Defense Finance and Accounting Service while a civil service annuity is received through the U.S. Office of Personnel Management.

Retirement plans (pensions, annuities, IRAs) are either noncontributory or contributory. A noncontributory plan is one to which you have not made contributions. A contributory plan is one to which **you have made contributions**, usually through payroll deductions. The amount you report on Line 19a will depend on whether or not you made contributions to the plan.

Noncontributory Plans. Amounts you receive from noncontributory plans are fully taxable. Enter on Line 19a the total amount of the pension or annuity from your 1099-R.

Contributory Plans (Other Than IRAs). The total value of your pension or annuity consists of your contributions, your employer’s contributions (if any), and earnings. In general, your contributions to a pension or annuity were taxed when they were made and are not taxed by New Jersey when withdrawn (except for 401(k) Plans). Therefore, you must determine the taxable part of any distribution you

Worksheet A
Which Pension Method to Use

1. Amount of pension you will receive during the first three years (36 months) from the date of the first payment 1. _____

2. Your contributions to the plan 2. _____

3. Subtract line 2 from line 1 3. _____

(a) If line 3 is “0” or more, *and* both you and your employer contributed to the plan, you may use the **Three-Year Rule Method**.

(b) If line 3 is less than “0,” or your employer did not contribute to the plan, you must use the **General Rule Method**.

(Keep for your records)

receive. Use Worksheet A above to determine whether you should use the Three-Year Rule Method or the General Rule Method for your pension or annuity.

NOTE:

- ♦ If you received a distribution from a 401(k) Plan, see the section on 401(k) Plans on page 22 before continuing.
- ♦ The taxable amount of an IRA withdrawal must be determined by completing Worksheet C, IRA Withdrawals, on page 23. **Do not use Worksheet A or B for an IRA withdrawal.**

Three-Year Rule Method. If you will recover your contributions within three years from the date you receive the first payment from the plan, and both you **and** your employer contributed to the plan, you may use the Three-Year Rule Method to determine your New Jersey taxable pension income. The Three-Year Rule allows you to exclude your pension and annuity payments from gross income until the payments you receive equal your contributions to the plan. Until that time, the amounts you receive, because they are considered your contributions, should not be reported as taxable income on Line 19a. However, these amounts must be included on Line 19b (see page 23). Once you have received (recovered) an amount equal to the amount you contributed, the payments you receive are fully taxable. Since the Three-Year Rule has been repealed for Federal income tax purposes, if you retired after July 1, 1986, the taxable amount of pension or annuity that you report on your New Jersey return when using this method will differ from the amount you report on your Federal return.

General Rule Method. If you will not recover your contributions within three years from the date you receive the first payment from the plan, or your employer did not contribute to the plan, you must use the General Rule Method to determine your New Jersey taxable pension income. From the first year you receive your pension and every year thereafter, part of your pension will be excludable (the amount that represents your contributions) and part will be taxable. Use Worksheet B on page 22 to determine the taxable amount as well as the amount to be excluded.

Complete Worksheet B the year in which you receive your first pension payment. Once calculated, use the percentage on line 3 to determine the taxable and excludable amounts year after year. You must recalculate the percentage only if your annual pension payments decrease.

Contributions to Plans Prior to Residence. Any contributions you made to a pension, annuity, or IRA prior to moving to New Jersey are treated in the same way as the contributions would have been treated had you resided in New Jersey at the time. Contributions to plans other than 401(k) Plans are considered to have been previously taxed. Use the appropriate method to determine the taxable and excludable amounts.

Lump-Sum Distributions and Roll-overs. When a lump-sum distribution of the entire balance from a qualified employee pension, annuity, profit-sharing, or other plan is made, the amount received in excess of the contributions to the plan

that have already been taxed must be included in your income in the year received. New Jersey has no provisions for income averaging of lump-sum distributions. Report the taxable amount of a lump-sum distribution on Line 19a and the excludable amount on Line 19b.

A lump-sum distribution from an IRA or a qualified employee pension or annuity plan which you roll over into an IRA or other eligible plan should not be reported as income on Line 19a or 19b if the rollover qualifies for deferral for Federal income tax purposes. The amount rolled over (minus previously taxed contributions) is taxable later when it is withdrawn. As under Federal law, the rollover must be made within the 60-day period after distribution.

401(k) Plans. Beginning on January 1, 1984, New Jersey's treatment of 401(k) Plan contributions changed. After that date employee contributions to 401(k) Plans were no longer included in taxable wages when earned. If you made contributions to your 401(k) Plan prior to January 1, 1984, your distribution will be treated differently than if you made all of your contributions after this date.

1. All contributions made on or after January 1, 1984. If all of your contributions to the 401(k) Plan were

made on or after January 1, 1984, then your distributions from the plan are fully taxable unless your contributions exceeded the Federal limit.

2. Contributions made before January 1, 1984. If you made contributions to the 401(k) Plan before January 1, 1984, or you made contributions beyond the Federal limit, calculate the taxable and excludable portions of your distributions from the plan using one of the methods described under contributory plans.

For more detailed information on reporting pension and annuity income on your New Jersey return, see Tax Topic Bulletin GIT-1, *Pensions and Annuities*.

IRAs. Your IRA consists of your contributions and earnings plus certain amounts, if any, rolled over from pension plans. In general, your contributions were taxed when they were made and are not taxed by New Jersey when withdrawn. If your contributions have been previously taxed, only the portion of your distribution that represents earnings is taxable.

Earnings credited to an IRA are not subject to tax until withdrawn. The interest, dividends and other earnings, as well as amounts which were tax-free rollovers, will become taxable when withdrawn. If the total amount in the IRA is withdrawn,

the entire amount of the interest or accumulated gains becomes taxable in the year the withdrawal is made.

If, however, the withdrawal from an IRA is made over a period of years, the portion of the annual distribution that represents interest income and accumulated gains in the IRA is subject to tax. A distribution from a rollover IRA which is fully taxable for Federal income tax purposes may be treated differently for New Jersey purposes if your contributions were subject to New Jersey income tax when the contributions were made.

Use Worksheet C on page 23 to determine the taxable and excludable portions of your IRA withdrawal. Report the taxable amount of an IRA withdrawal on Line 19a. For multiple IRAs use a separate worksheet for each IRA.

Roth IRAs. Contributions to a Roth IRA are subject to New Jersey tax in the year they are made. However, if the requirements are satisfied, "qualified distributions" from a Roth IRA are excludable and do not have to be included in New Jersey gross income in the year received.

A "qualified distribution" is one made after the five-taxable-year period beginning with the first taxable year in which a contribution was made to your IRA, **and** which is:

1. Made on or after the date on which an individual reaches age 59½; or
2. Made to a beneficiary (or the individual's estate) after the individual's death; or
3. Made because the individual becomes disabled; or
4. Made as a qualified first-time home buyer distribution as defined by the Internal Revenue Code.

A payment or distribution cannot be treated as a qualified distribution if it is made within the five-taxable-year period which begins with the year the first contribution was made. A payment or distribution of an allowable rollover contribution (or income earned on the amount rolled over) from an IRA other than a Roth IRA, is not a qualified distribution if it is

continued

Worksheet B
General Rule Method

- | | |
|--|-----------|
| 1. Your previously taxed contributions to the plan | 1. _____ |
| 2. Expected return on contract* | 2. _____ |
| 3. Percentage excludable (Divide line 1 by line 2) | 3. _____% |
| 4. Amount received this year | 4. _____ |
| 5. Amount excludable (Multiply line 4 by line 3)
Enter here and on Line 19b, Form NJ-1040 | 5. _____ |
| 6. Taxable amount (Subtract line 5 from line 4.
Enter here and on Line 19a, Form NJ-1040) | 6. _____ |

*The expected return on the contract is the amount receivable. If life expectancy is a factor under your plan, Federal actuarial tables must be used to compute the expected return. The Federal actuarial tables are contained in the Internal Revenue Service's Publication 939, *General Rule for Pensions and Annuities*. Contact the IRS for this publication. If life expectancy is not a factor under your plan, the expected return is found by totaling the amounts to be received.

(Keep for your records)

Worksheet C - IRA Withdrawals 2013

Part I

1. **Value of IRA** on 12/31/13.
Include contributions made for the tax year from 1/1/14–4/15/14 1. _____
 2. **Total distributions from IRA during the tax year.** Do not include tax-free rollovers..... 2. _____
 3. **Total value of IRA.**
Add lines 1 and 2 3. _____
- Unrecovered Contributions:**
Complete **either** line 4a or 4b:
- 4a. **First year of withdrawal from IRA:**
Enter the total of IRA contributions that were previously taxed 4a. _____
 - 4b. **After first year of withdrawal from IRA:** Complete Part II. Enter amount of unrecovered contributions from Part II, line (g)* 4b. _____
 5. **Accumulated earnings in IRA on 12/31/13.** Subtract either line 4a or 4b from line 3 5. _____
 6. Divide line 5 by line 3 and enter the result as a decimal 6. _____
 7. **Taxable portion of this year's withdrawal.**
Multiply line 2 by decimal amount on line 6.
Enter here and on Line 19a, Form NJ-1040 7. _____
 8. **Excludable portion of this year's withdrawal.** Subtract line 7 from line 2.
Enter here and on Line 19b, Form NJ-1040 8. _____

Part II—Unrecovered Contributions

(For Second and Later Years)

- (a) **Last year's unrecovered contributions.**
From line 4 of last year's worksheet* (a) _____
- (b) **Amount withdrawn last year.**
From line 2 of last year's worksheet (b) _____
- (c) **Taxable portion of last year's withdrawal.** From line 7 of last year's worksheet (c) _____
- (d) **Contributions recovered last year.** Subtract line (c) from line (b) (d) _____
- (e) **This year's unrecovered contributions.**
Subtract line (d) from line (a) (e) _____
- (f) **Contributions to IRA during current tax year.** Do not include tax-free rollovers (f) _____
- (g) **Total unrecovered contributions.**
Line (e) plus line (f). Enter here and on Part I, line 4b (g) _____

*If you did not complete a worksheet in prior year(s), skip Part II and calculate the amount of unrecovered contributions as follows:

- A. Determine the total amount of **withdrawal(s)** made from the IRA in previous years.
- B. Total the portion(s) of these previous year withdrawal(s) already reported as income on prior New Jersey tax returns.
- C. Subtract the amount of previous year withdrawals reported (B) from the total amount of previous year withdrawals (A). This difference is the amount of contributions that have been *recovered* thus far.
- D. Subtract the amount of *recovered* contributions (C) from the *total* amount of contributions made to the IRA. This is the amount of **unrecovered** contributions to enter on **line 4b** of **Part I**.

(Keep for your records)

made within the five-taxable-year period which begins with the year in which the rollover contribution was made.

If you received a nonqualified distribution from a Roth IRA, you must report the earnings as income on Line 19a, and report the excludable portion on Line 19b.

If you converted an existing IRA to a rollover Roth IRA during tax year 2013, any amount from the existing IRA that would be taxable if withdrawn must be included in your gross income on Line 19a.

For more detailed information on IRA withdrawals, see Tax Topic Bulletin GIT-2, *IRA Withdrawals*, or Technical Bulletin TB-44.

Line 19b - Excludable Pensions, Annuities, and IRA Withdrawals

New for 2013

Enter on Line 19b the excludable portion of any distribution you received from a contributory

pension, annuity, or IRA. This is the amount that represents your previously taxed contributions to the plan, calculated as described below.

Three-Year Rule Method. If you use this method for your pension or annuity, include the full amount received until you have recovered all of your contributions. See page 21.

General Rule Method. If you use this method for your pension or annuity, enter the amount from Worksheet B, line 5. See page 22.


Line 19b - Excludable Pensions, Annuities, and IRA Withdrawals - continued

IRA Withdrawals. Enter the amount from Worksheet C, line 8. If you converted an existing IRA to a rollover Roth IRA, report the excludable portion on Line 19b.


Lump-Sum Distribution. If you received a lump-sum distribution from a pension, annuity, or IRA, report the excludable portion on Line 19b.

For more detailed information, see Tax Topic Bulletin GIT-1, *Pensions and Annuities*, and GIT-2, *IRA Withdrawals*.


Line 20 - Distributive Share of Partnership Income

TAX TIP  Complete Part II of New Jersey Schedule NJ-BUS-1, Business Income Summary Schedule, and enter on Line 20 the distributive share of partnership income from Line 4 of Part II. **If the amount on Line 4 is a loss, make no entry on Line 20.** Enclose Schedule NJ-BUS-1 and a copy of Schedule NJK-1, Form NJ-1065, for each partnership with your return. If you did not receive a Schedule NJK-1, you must enclose a copy of the Federal Schedule K-1. See page 46.

Line 21 - Net Pro Rata Share of S Corporation Income

TAX TIP  Complete Part III of New Jersey Schedule NJ-BUS-1, Business Income Summary Schedule, and enter on Line 21 the net pro rata share of S corporation income from Line 4 of Part III. **If the amount on Line 4 is a loss, make no entry on Line 21.** Enclose Schedule NJ-BUS-1 and a copy of Schedule NJ-K-1, Form CBT-100S, for each S corporation with your return. If you did not receive a Schedule NJ-K-1, you must enclose a copy of the Federal Schedule K-1. See page 46.

Line 22 - Net Gains or Income From Rents, Royalties, Patents, and Copyrights

TAX TIP  Complete Part IV of New Jersey Schedule NJ-BUS-1, Business Income Summary

Schedule, and enter on Line 22 the amount of net income from Line 4 of Part IV. **If the amount on Line 4 is a loss, make no entry on Line 22.** Enclose Schedule NJ-BUS-1 with your return. See page 46.

Line 23 - Net Gambling Winnings

New Jersey Lottery winnings from prize amounts exceeding \$10,000 are taxable for New Jersey gross income tax purposes. The individual prize amount, not the total amount of New Jersey Lottery winnings over the year, determines taxability.

Enter on Line 23 the amount of your net gambling winnings. You may deduct your gambling losses from your winnings that occurred during the same year. **You may use New Jersey Lottery losses to offset other gambling winnings.** If your net gambling winnings are less than zero, make no entry.

You must be able to substantiate gambling losses used to offset winnings reported on your New Jersey income tax return. Evidence of losses may take several forms, including a daily log or journal of wins and losses, canceled checks, losing race track pari-mutuel tickets, losing lottery tickets, etc. With respect to winnings or losses resulting from casino gambling, letters from casinos which purport to "rate" the gambling activity of an individual or "estimate" losses are acceptable as **part** of the evidential material required to prove losses.

Remember, do not include any winnings from prizes in the amount of \$10,000 or less from the New Jersey State Lottery.

Although no specific rider to the New Jersey income tax return is required to substantiate gambling losses, it is suggested that if you enter gambling winnings net of losses on Line 23 of the return, you should note the total winnings and total losses on a supporting schedule. This procedure may eliminate certain questions in the event the return is selected for audit.

Line 24 - Alimony and Separate Maintenance Payments Received

Enter on Line 24 the total amount of alimony and separate maintenance payments you received which were required under a decree of divorce/dissolution or separate maintenance. Do not include payments received for child support.

Line 25 - Other

Enter on Line 25:

Amounts Received as Prizes and Awards. A prize won in a raffle, drawing, television or radio quiz show, contest, or any other event is taxable and must be included on Line 25. Any prizes or awards received in goods or services must be included as income at fair market value.

Income in Respect of a Decedent. If you had the right to receive income that the deceased person would have received had he or she lived, and the income was not included on the decedent's final return, you must report the income on your own return when you receive it. The income is reported on Line 25, "Other" income. Enclose a schedule of the items of income reported together and included on Line 25.

Income From Estates and Trusts. Beneficiaries receiving income from an estate or trust must include on Line 25 the Total Distribution reported on Schedule NJK-1, Form NJ-1041. If a Schedule NJK-1 was not received, include on Line 25 the net of the items listed on the Federal K-1 received. Interest, dividends, capital gains, business or partnership income, etc. as listed on the Federal K-1(s) must be adjusted to reflect New Jersey tax law and then netted together before inclusion on Line 25, "Other" income. Be sure to include income which is not subject to Federal income tax but is subject to New Jersey gross income tax, such as interest from and losses on the disposition of obligations of states and their political subdivisions, other than New Jersey and its political subdivisions, and exclude income and losses not subject to New Jersey tax, such as gains on New Jersey tax-exempt securities.

Line 25 - Other - continued

For tax years beginning on or after January 1, 2004, New Jersey income tax law has uncoupled from certain changes in Federal depreciation and expense deduction limits. The Gross Income Tax Depreciation Adjustment Worksheet GIT-DEP instructions explain the New Jersey adjustments required to determine income reportable in the various net income categories.

For taxable years beginning after December 31, 2004, New Jersey income tax law has uncoupled from some provisions of the IRC Section 199 deduction. The New Jersey allowable IRC section 199 deduction must be calculated on Form 501-GIT, Domestic Production Activities Deduction.

Enclose a copy of the NJK-1(s) or Federal K-1(s).

If the income from a grantor trust is reportable by or taxable to the grantor for Federal income tax purposes, it is also taxable to the grantor for New Jersey gross income tax purposes. The grantor must report the interest, dividends, capital gains, business income, partnership income, net pro rata share of S corporation income, etc. in the categories of income as required for gross income tax purposes and not as income from Estates and Trusts. Enclose a copy of the New Jersey or Federal Grantor Trust Attachment.

For more information see Tax Topic Bulletin GIT-12, *Estates and Trusts*.

Scholarships and Fellowships. Scholarships and fellowship grants are taxable and must be included on Line 25 unless they satisfy **all** of the following conditions:

1. The primary purpose of the grant is to further the recipient's education or training; and
2. The grant neither represents payments for past, present, or future services nor payments for services which are subject to the direction or supervision of the grantor (e.g., a fellowship given in exchange for teaching); and
3. The grant is not for the benefit of the grantor.

Maximum Pension Exclusion	
Amount:	For Filing Status:
\$20,000	Married/CU couple, filing joint return
\$15,000	Single Head of household Qualifying widow(er)/surviving CU partner
\$10,000	Married/CU partner, filing separate return

Residential Rental Value or Allowance Paid by Employer. Enter on Line 25

either the rental value of a residence furnished by an employer or the rental allowance paid by an employer to provide a home. The rental value of the residence furnished is excludable and should not be reported provided that:

1. The lodging is provided on the business premises of the employer; and
2. The lodging is furnished for the convenience of the employer; and
3. The employee is required to accept such lodging as a condition of employment.


Other. Enter on Line 25 the amount of any taxable income for which a place has not been provided elsewhere on the return. Income from sources both legal and illegal is subject to tax.

NOTE: If the amount on Line 26 is more than \$100,000, you are not eligible for the pension exclusion. You may still be eligible for a special exclusion of up to \$6,000. See the instructions for Line 27b on page 26 to determine if you qualify for this special exclusion.

If you qualify for the pension exclusion, you may exclude all or a part of the income you received during the year from taxable pensions, annuities, and IRA withdrawals. You may exclude up to \$20,000 (filing status married/CU couple, filing joint return), \$15,000 (filing status single, head of household, or qualifying widow(er)/surviving CU partner), or \$10,000 (filing status married/CU partner, filing separate return).

Enter on Line 27a the lesser of the amount reported on Line 19a or the amount next to your filing status from the Maximum Pension Exclusion chart above. The amount on Line 27a should never be more than the amount on Line 19a. Part-year residents, see page 6.

When you and your spouse/civil union partner file a joint return and only one of you is disabled or 62 years of age or older, you may still claim the maximum pension exclusion. However, only the pension, annuity, or IRA withdrawal of the spouse/civil union partner who is 62 years of age or older or disabled may be excluded.

TAX TIP  If you and/or your spouse/civil union partner were 62 years of age or older on the last day of the tax year and did not use the maximum pension exclusion amount for your filing status, or you did not use the pension exclusion because you did not report any income on

Line 26 - Total Income

Enter on Line 26 the total of Lines 14, 15a, 16, 17, 18, 19a, 20, 21, 22, 23, 24, and 25.

Line 27a - Pension Exclusion

You qualify for the New Jersey pension exclusion if:

- ♦ You (and/or your spouse/civil union partner if filing jointly) were 62 years of age or older or disabled as defined by Social Security guidelines on the last day of the tax year; **and**
- ♦ Total income from Line 26 for the entire year was \$100,000 or less.

Line 27a - Pension Exclusion - continued

Line 19a, you may still qualify for other income exclusions. See the instructions for Line 27b, "Other Retirement Income Exclusion."

Line 27b - Other Retirement Income Exclusion

If you (and/or your spouse/civil union partner if filing jointly) were 62 years of age or older on the last day of the tax year, you may qualify to exclude other income on Line 27b. There are two parts to the total exclusion: Part I, the unclaimed portion of your pension exclusion, and Part II, a special exclusion for taxpayers who are unable to receive Social Security or Railroad Retirement benefits. Each part has different eligibility requirements. Use Worksheet D to calculate the total exclusion amount you are eligible to claim. If you were a part-year resident, do not complete the worksheet. See page 6.

I. Unclaimed Pension Exclusion. You are eligible to use the unclaimed portion of your pension exclusion on Line 27b if:

- ♦ You (and/or your spouse/civil union partner if filing jointly) were 62 years of age or older on the last day of the tax year; **and**
- ♦ Total income from Line 26 for the entire year was \$100,000 or less; **and**
- ♦ Income from wages, net profits from business, distributive share of partnership income, and net pro rata share of S corporation income totaled \$3,000 or less; **and**
- ♦ You did not use the maximum pension exclusion on Line 27a (your taxable pension, annuity, or IRA withdrawal was less than the exclusion amount for your filing status or you did not receive pension, annuity, or IRA withdrawal income).

II. Special Exclusion for Taxpayers Unable to Receive Social Security or Railroad Retirement Benefits. This benefit is not related to the pension exclusion and, if you qualify, you may claim it whether or not you use

Worksheet D Other Retirement Income Exclusion Age Requirement: 62 or older	
Part-year residents, do not complete this worksheet. See instructions on page 6.	
<p>Part I – Unclaimed Pension Exclusion</p> <p>Is total income from Line 26, NJ-1040 for the entire year MORE than \$100,000?</p> <p style="padding-left: 40px;"> <input type="radio"/> Yes. Do not complete Part I. Enter "0" on line 8 and continue with Part II. <input type="radio"/> No. Continue with line 1. </p> <p>1. Enter the amount from Line 14, NJ-1040 1. _____</p> <p>2. Enter the amount from Line 17, NJ-1040 2. _____</p> <p>3. Enter the amount from Line 20, NJ-1040 3. _____</p> <p>4. Enter the amount from Line 21, NJ-1040 4. _____</p> <p>5. Add lines 1, 2, 3, and 4 5. _____</p> <p>Is the amount on line 5 MORE than \$3,000?</p> <p style="padding-left: 40px;"> <input type="radio"/> Yes. Enter "0" on line 8 and continue with Part II. <input type="radio"/> No. Continue with line 6. </p> <p>6. Enter: if your filing status is:</p> <p style="padding-left: 40px;"> \$20,000 Married/CU couple, filing joint return \$15,000 Single; Head of household; Qualifying widow(er)/surviving CU partner \$10,000 Married/CU partner, filing separate return 6. _____ </p> <p>7. Enter the amount from Line 27a, NJ-1040 7. _____</p> <p>8. Unclaimed Pension Exclusion. Subtract line 7 from line 6. If zero, enter "0." Continue with Part II 8. _____</p>	
<p>Part II – Special Exclusion</p> <p>9a. Are you (and/or your spouse/civil union partner if filing jointly) now receiving, or will you (and/or your spouse/civil union partner if filing jointly) ever be eligible to receive Social Security or Railroad Retirement Benefits?</p> <p style="padding-left: 40px;"> <input type="checkbox"/> No — Continue with item 9b <input type="checkbox"/> Yes — Enter "0" on line 9 and continue with line 10 </p> <p>9b. Would you (and your spouse/civil union partner if filing jointly) be receiving or ever be eligible to receive Social Security or Railroad Retirement Benefits if you had participated in either program?</p> <p style="padding-left: 40px;"> <input type="checkbox"/> No — Enter "0" on line 9 and continue with line 10 <input type="checkbox"/> Yes — Enter on line 9 the amount of exclusion for your filing status shown below and continue with line 10 </p> <p>Enter: if your filing status is:</p> <p style="padding-left: 40px;"> \$ 6,000 Married/CU couple, filing joint return; Head of household; Qualifying widow(er)/surviving CU partner \$ 3,000 Single; Married/CU partner, filing separate return 9. _____ </p>	
<p>10. Your Other Retirement Income Exclusion</p> <p>Add lines 8 and 9. Enter here and on Line 27b, NJ-1040. If the amount here is zero, make no entry on Line 27b 10. _____</p> <p style="text-align: center;">(Keep for your records)</p>	

Line 27b - Other Retirement Income Exclusion - continued

the maximum pension exclusion. You qualify for this additional exclusion on Line 27b if:

- ♦ You (and/or your spouse/civil union partner if filing jointly) were 62 years of age or older on the last day of the tax year; **and**
- ♦ You (and your spouse/civil union partner if filing jointly) are unable to receive Social Security or Railroad Retirement benefits, but would have been eligible for benefits had you fully participated in either program.

NOTE: When you and your spouse/civil union partner file a joint return and only one of you is 62 years of age or older, you may claim the full exclusion. However, only the income of the spouse/civil union partner who is age 62 or older may be excluded.


For more detailed information on using the income exclusions on Line 27b, see Tax Topic Bulletin GIT-1, *Pensions and Annuities*.

Line 27c - Total Exclusion Amount

Add Line 27a and Line 27b and enter the total on Line 27c.

Line 28 - New Jersey Gross Income

Subtract Line 27c from Line 26 and enter the result on Line 28. If less than zero, make no entry.

TAX TIP  **If you were a New Jersey resident for the entire year and your Gross Income on Line 28 is \$20,000 or less (\$10,000 if filing status is single or married/CU partner, filing separate return), you have no tax liability to New Jersey and no return must be filed. If you are filing a return only to obtain a refund of taxes withheld or estimated payments made, do not complete Lines 29 through 44. Continue completing the return with Line 45. See instructions on page 35.**

NOTE: If you qualify, you may receive a New Jersey earned income tax credit even if you have no tax liability to New Jersey and are not required to file a return. See the instructions for Line 51.

Homeowners and tenants age 65 or older or disabled who are not required to file a New Jersey income tax return (because of income below the filing threshold) and who meet the qualifications for a property tax credit may file only Form NJ-1040-H to claim the credit. See the instructions on page 48.

You may claim an exemption from withholding if you expect to have no New Jersey income tax liability for the taxable year because your gross income will be less than the minimum income filing threshold. Complete Form NJ-W4 and submit it to your employer to claim the exemption.

If you were a New Jersey resident for only part of the year, see “Guidelines for Part-Year Residents” on page 6.

Exemptions and Deductions (Lines 29–35)

New Jersey allows deductions only for exemptions, certain medical expenses, qualified Archer medical savings account (MSA) contributions, health insurance costs of the self-employed, alimony and separate maintenance payments, qualified conservation contributions, a health enterprise zone deduction for qualified taxpayers, and an alternative business calculation adjustment for taxpayers with business losses. No deduction is allowed for adjustments taken on the Federal return such as employee business expenses, IRA contributions, and Keogh Plan contributions. However, be sure to keep records of all contributions to IRAs and Keogh Plans. You will need this information when you make withdrawals in future years. Part-year residents must follow the guidelines on page 6.

Line 29 - Total Exemption Amount

Calculate your total exemption amount as follows:

From Line 12a _____ × \$1,000 = _____

From Line 12b _____ × \$1,500 = _____

Total Exemption Amount _____

Enter the number of exemptions from Line 12a, Form NJ-1040. Multiply the number by \$1,000 and enter the result.

Enter the number of exemptions from Line 12b, Form NJ-1040. Multiply the number by \$1,500 and enter the result.

Add together the exemption amounts calculated above and enter the total on Line 29, Form NJ-1040.

Line 30 - Medical Expenses

You may deduct certain medical expenses that you paid during the year for yourself, your spouse/civil union partner or domestic partner, and your dependents. However, you cannot deduct expenses for which you were reimbursed. Only expenses in excess of 2% of your income may be deducted. You may also deduct qualified Archer MSA contributions. Use Worksheet E on page 28 to calculate your deduction for medical expenses/Archer MSA contributions.

Allowable Medical Expenses. *Medical expenses* means nonreimbursed payments for physicians, dental and other medical fees, prescription eyeglasses and contact lenses, hospital care, nursing care, medicines and drugs, prosthetic devices, X-rays, and other diagnostic services conducted by or directed by a physician or dentist. In addition, medical expenses may also include amounts paid for transportation primarily for and essential to medical care and insurance (including amounts paid as premiums under Part B of Title XVIII of the Social Security Act, relating to supplementary medical insurance for the aged) covering medical care. As a general rule, medical expenses allowed for Federal income tax purposes will be allowed for New Jersey income tax purposes.

Line 30 - Medical Expenses - continued

NOTE: Do not include on line 1, Worksheet E

- ♦ Contributions you made to an Archer MSA or any amounts paid or disbursed from an Archer MSA that have been excluded from gross income; or
- ♦ Any amounts taken as a deduction on line 5, Worksheet E, for the health insurance costs of the self-employed.

Archer MSA Contributions. Enter on line 4, Worksheet E the amount of your qualified Archer MSA contributions from Federal Form 8853. New Jersey follows the Federal rules for this deduction. Your contribution may not exceed 75% of the amount of your annual health plan deductible (65% if you have a self-only plan). Enclose Federal Form 8853 with your return. Excess contributions that you withdraw before the due date of your tax return are not taxable. However, you must report the earnings associated with the excess contributions you withdraw as wages on Line 14.

Self-Employed Health Insurance Deduction. If you are considered a self-employed individual for Federal income tax purposes, or you received wages in 2013 from an S corporation in which you were a more-than-2% shareholder, you may deduct the amount you paid during the year for health insurance for yourself, your spouse/civil union partner or domestic partner, and your dependents.

The amount of the deduction may not exceed the amount of your earned income, as defined for Federal income tax purposes, derived from the business under which the insurance plan is established. You may not deduct any amounts paid for health insurance coverage for any month during the year in which you were eligible to participate in any subsidized health plan maintained by your (or your spouse's/civil union partner's or domestic partner's) employer.

NOTE: For Federal purposes you may be able to deduct amounts paid for health insurance for any child of yours who was under age 27 at the end of 2013. However, for New Jersey purposes you may deduct such amounts only if the child was your dependent. For more information see Division Technical Advisory Memorandum TAM-14.

Line 31 - Alimony and Separate Maintenance Payments

Enter on Line 31 the amount of alimony and separate maintenance paid which was required under a decree of divorce/dissolution or separate maintenance. Do not include payments for child support.

Line 32 - Qualified Conservation Contributions


Enter on Line 32 the amount of any contribution you made for conservation

purposes of a qualified real property interest in property located in New Jersey. The amount of the deduction is the amount of the contribution allowed as a deduction in computing your taxable income for Federal income tax purposes. If you are required to file Federal Form 8283 with your Federal Form 1040, enclose a copy.

Line 33 - Health Enterprise Zone Deduction

Eligible taxpayers engaged in providing "primary care" medical and/or dental services at a qualified practice located in or within five miles of a designated Health Enterprise Zone (HEZ) enter the amount of their HEZ deduction on Line 33. Partners and S corporation shareholders of a qualified practice enter the HEZ deduction amount listed on Schedule NJK-1, Form NJ-1065, or Schedule NJ-K-1, Form CBT-100S. Sole proprietors must calculate the amount of their HEZ deduction for Line 33. For information on eligibility requirements and how to calculate the HEZ deduction, see Division Technical Bulletin TB-56.

Line 34 - Alternative Business Calculation Adjustment

TAX TIP  If you completed Schedule NJ-BUS-1 and had a loss on Line 4 of either Part I, II, III, or IV, you may be eligible for an income adjustment. Complete Schedule NJ-BUS-2, Alternative Business Calculation Adjustment. Enter on Line 34 the amount from Schedule NJ-BUS-2, Line 11. If zero, make no entry.

Enclose a copy of Schedule NJ-BUS-2 with your return and retain a completed copy for your records. **You may need the information from this schedule to complete your return in future years.**

Line 35 - Total Exemptions and Deductions

Enter on Line 35 the total of Lines 29, 30, 31, 32, 33, and 34.

**Worksheet E
Deduction for Medical Expenses**

1. Total nonreimbursed medical expenses 1. _____
2. Enter Line 28, Form NJ-1040 _____ × .02 = 2. _____
3. Medical Expenses Deduction. Subtract line 2 from line 1 and enter result here. If zero or less, enter zero 3. _____
4. Enter the amount of your qualified Archer MSA contributions from Federal Form 8853 4. _____
5. Enter the amount of your self-employed health insurance deduction 5. _____
6. **Total Deduction for Medical Expenses.** Add lines 3, 4, and 5. Enter the result here and on Line 30, Form NJ-1040. If zero, enter zero here and make no entry on Line 30, Form NJ-1040 6. _____

(Keep for your records)

Line 36 - Taxable Income

Subtract Line 35 from Line 28 and enter the result on Line 36. If Line 36 is zero or less, make no entry.

Line 37a - Total Property Taxes Paid

Enter on Line 37a the property taxes due and paid (either directly or through rent) during 2013 on your qualified principal residence in New Jersey. **Read all the instructions below to make sure you enter the correct amount based on your circumstances.** Complete Worksheet F-1 before entering an amount on Line 37a if you had more than one New Jersey residence during 2013, your principal residence had multiple owners (or multiple tenants), or consisted of multiple units.

Property Taxes Paid Means...

For Tenants: 18% of the rent paid during the year is considered property taxes paid.

For Homeowners: In order to calculate the correct amount of property taxes paid you must know whether you received a homestead benefit during 2013, the amount of the benefit, and whether the benefit was paid as a credit on your 2013 property tax bill or in the form of a check.

- **If you did not receive a homestead benefit** during 2013, use the amount of property taxes paid to your municipality on your principal residence for 2013.
- **If you received a homestead benefit as a credit** on your property tax bill during 2013, use the amount of property taxes paid to your municipality on your principal residence for 2013 *plus* the amount of the adjustment you received on your property tax bill for August 2013 for the homestead benefit.
- **If you received a homestead benefit in the form of a check** during 2013, use the amount of property taxes paid to your municipality on your principal residence for 2013.
- **If you do not know whether you received a homestead benefit** during

2013, the amount of the benefit, or whether the benefit was paid as a credit or in the form of a check, visit the Division's website at www.state.nj.us/treasury/taxation/ or call the Customer Service Center (609-292-6400) to obtain this information.

TAX TIP Claiming the Property Tax Deduction/Credit.

Homeowners and tenants who pay property taxes, either directly or through rent, on their principal residence in New Jersey may qualify for either a deduction or a refundable credit. You will use the amount from Line 37a to determine whether you will receive a greater tax benefit by claiming a property tax deduction on Line 37c or a property tax credit on Line 49. See the instructions for determining the amount of your property tax deduction/credit on page 32. **You must complete Line 37c or Line 49 to receive a deduction or credit.**

Principal Residence

A principal residence means a homestead, either owned or rented, actually and continually occupied as your permanent residence. Do not include property taxes paid for a vacation home, a "second home," or property which the owner rents to someone else.

Homeowners

Enter on Line 37a the property taxes paid for the home in New Jersey that you owned and lived in as your principal residence. Both single-family homes and certain multi-unit properties may qualify. See below.

Multiple Owners. If you own your principal residence with someone else (other than your spouse/civil union partner) *enter the amount of property taxes paid that reflects your percentage of ownership in the property.* The taxes must be apportioned even if only one of the owners occupies the property and pays all of the taxes. Complete Worksheet F-1 to calculate the amount.

Multi-Unit Properties. If you own a multi-unit property and occupy a portion of the property as your principal

residence, *enter the property taxes paid for the percentage of the property you occupy.* The taxes must be apportioned equally among the number of units, unless the local tax collector has determined that the units are not equal in size. Complete Worksheet F-1 to calculate the amount. Enter an amount on Line 37a only if the property contains four units or less, and of these four units, only one may be used for commercial purposes.

Condominiums and Co-ops. A condominium unit or a unit in a cooperative housing complex or mutual housing corporation is considered a single-family dwelling.

Continuing Care Communities. As a resident in a continuing care retirement community, you are considered a homeowner if the continuing care contract requires you to pay the proportionate share of property taxes attributable to your unit.

Disabled Veterans. Totally and permanently disabled veterans who have a 100% exemption from local property taxes do **not** enter an amount on Line 37a. If any portion of the dwelling is rented to a tenant and property taxes are paid by the disabled veteran owner on the rented portion, such taxes may not be entered on Line 37a of the property owner's return. However, eligible tenants may enter 18% of the rent paid on their own income tax returns.

P.I.L.O.T. Payments. Do not enter on Line 37a P.I.L.O.T. (Payments-in-Lieu-of-Tax) payments you made to your municipality as a homeowner. These payments are not property taxes.

Life Tenancy. You are considered to be a homeowner if you have life tenancy rights or hold a lease for 99 years or more.

Tenants

Enter on Line 37a the amount of property taxes paid for a home or apartment you rented in New Jersey and lived in as your principal residence, provided that the

Line 37a - Total Property Taxes Paid - continued

building is subject to local property taxes and your dwelling unit contains its own separate kitchen and bathroom that are not shared with others in the building. *For tenants, 18% of the rent paid during the year is considered property taxes paid.*

Mobile Homes. If you own a mobile home which is located in a mobile home park, you are considered a tenant. For more information on mobile homes, contact the New Jersey Division of Taxation Customer Service Center.

Tax-Exempt, Subsidized, and Campus Housing. Tenants living in dwellings which are not subject to local property taxes do not enter 18% of the rent paid on Line 37a. This includes: tenants living in tax-exempt housing or other dwellings owned by the State, County, Municipal, or Federal government; students living in on-campus apartments at State colleges and universities; tenants living in dwellings owned by religious, charitable, or other nonprofit organizations (including on-campus apartments at private nonprofit colleges and universities), if the property is exempt from local property taxes; and tenants who lived in a dwelling on which P.I.L.O.T. (Payments-in-Lieu-of-Tax) payments were made to the municipality.

Do not enter a figure on Lines 37a - 37c or Line 49 of the tax return if the dwelling you rent is not subject to local property taxes. If you are not sure whether the dwelling you rent is subject to local property taxes, contact

your building manager or the municipal tax assessor for information. The Division of Taxation audits returns to ensure compliance with these requirements.

Calculating the Amount to Enter on Line 37a

Review the information below for determining the amount of property taxes to enter on Line 37a if:

- ◆ You had more than one New Jersey residence during 2013; **or**
- ◆ Your principal residence had multiple owners or multiple tenants, or consisted of multiple units; **or**
- ◆ You and your spouse/civil union partner file separate returns but maintain the same principal residence; **or**
- ◆ You were a part-year resident.

Spouses/Civil Union Partners Filing Separate Returns, but Maintaining Same Principal Residence. If you and your spouse/civil union partner file separate returns but maintain the same principal residence, enter on Line 37a one-half of the property taxes (or one-half of 18% of rent) due and paid.

Multiple Residences, Owners, Units, or Tenants. Complete Worksheet F-1 on page 31 before completing Line 37a if:

- ◆ You lived in more than one qualifying New Jersey residence during 2013; **or**
- ◆ You shared ownership of a principal residence during the year with anyone other than your spouse/civil union partner; **or**
- ◆ A principal residence you owned during the year consisted of multiple units; **or**

- ◆ Anyone other than your spouse/civil union partner occupied and shared rent with you for an apartment or other rental dwelling unit; **or**
- ◆ You were both a homeowner and a tenant during the year.

If you were a homeowner, enter the amount from line 4, Worksheet F-1 on Line 37a. If you were a tenant, enter the amount from line 9, Worksheet F-1 on Line 37a. If you were both a homeowner and a tenant during the year, add the amount from line 4, Worksheet F-1 and the amount from line 9, Worksheet F-1 and enter the total on Line 37a.

If you lived for part of the year in a residence that did not meet the requirements on page 29, do not enter on Line 37a any property taxes paid for the period of time you lived in that residence. However, if you moved during the year and lived for part of the year in a residence that qualifies, complete Worksheet F-1 for the qualified residence only. Do not list any information pertaining to the nonqualified residence.

Part-year residents. If you were a part-year New Jersey resident, and you were either a qualified homeowner or tenant, or both a homeowner and a tenant during the part of the year you lived in this State, enter on Line 37a the total amount of property taxes (or 18% of rent) due and paid during your period of residence (see page 6).

NOTE: Part-year residents must complete Worksheet F-1 **only** if one or more of the conditions listed under Multiple Residences, Owners, Units, or Tenants above apply.

Worksheet F-1

PART I: HOMEOWNERS

Principal residences you owned in New Jersey during 2013

Address	(1) Number of days in 2013 in this residence as an owner	(2) Share of property owned by you (and your spouse/civil union partner)	(3) Share of property used as your principal residence	(4) Total property taxes paid on this property for this period	(5) Your share of property taxes paid on this property for this period
1.					
2.					
3.					
4. Your share of total property taxes paid in 2013 for your principal residences (total of column 5) Use this amount to complete Line 37a*.....					

PART II: TENANTS

Principal residences you rented in New Jersey during 2013

Address	(1) Number of days in 2013 in this residence as a tenant	(2) Total number of tenants who shared the rent	(3) Total rent paid by all people living in this residence during this period	(4) Total rent paid by you (and your spouse/civil union partner) for this residence during this period
5.				
6.				
7.				
8. Your share of total rent paid in 2013 for your principal residences (total of column 4).....				
9. Rent constituting property taxes (line 8 × 0.18) Use this amount to complete Line 37a*.....				

* If your filing status is married/CU partner, filing separate return and both you and your spouse/civil union partner maintain the same principal residence, use one-half of this amount when completing Line 37a.

(Keep for your records)

Part I - Homeowners

Principal Residences Owned in New Jersey (Lines 1–3)

List the address of each qualified New Jersey residence you owned and occupied as your principal residence during 2013. Complete column 1 through column 5 for each address.

If you were **both** an owner and a tenant at the same address, enter the required information in **both** Part I and Part II.

Column 1

Enter the number of days you owned and occupied this home as your principal residence in 2013. If this was your residence for all of 2013, enter 365. The total

number of days in Part I and Part II may not exceed 365.

Column 2

Enter the share (percentage) of this residence you (and your spouse/civil union partner) own(ed). Enter this figure as a decimal (e.g., if the share is 50%, enter 0.50). If you (and your spouse/civil union partner) were the sole owner(s), enter 1.00.

Column 3

If this property consists of more than one unit, indicate the share (percentage) of the property used as your principal residence. Enter this figure as a decimal (e.g., enter 25% as 0.25).

Column 4

Enter the total property taxes paid on this property during 2013 for the period

indicated in column 1. Be sure to review the instructions for Line 37a on page 29 before entering an amount here.

Column 5

Multiply the decimal in column 3 by the property tax amount in column 4. If there is no figure in column 3, use the decimal in column 2. Enter the result in column 5.

For example, total property taxes paid were \$2,000, column 2 is 1.00, and column 3 is 0.50. The calculation for column 5 is $0.50 \times \$2,000 = \$1,000$.

Line 4 - Property Taxes

Add your share of property taxes paid in column 5, lines 1 through 3, and enter the total on line 4.

Worksheet F-1 - continued

Part II - Tenants

Principal Residences Rented in New Jersey (Lines 5–7)

List the address of each qualified New Jersey residence you rented and occupied as your principal residence during 2013. Complete column 1 through column 4 for each address.

If you were **both** an owner and a tenant at the same address, enter the required information in **both** Part I and Part II.

Column 1

Enter the number of days you rented and occupied this home as your principal residence in 2013. If this was your residence for all of 2013, enter 365. The total

number of days in Part I and Part II may not exceed 365.

Column 2

If you lived with someone (other than your spouse/civil union partner) and shared the rent with them, enter the total number of tenants who shared the rent (including yourself). For this purpose you and your spouse/civil union partner are considered one tenant.

Column 3

Enter the total amount of rent paid by all tenants (including yourself) during 2013 for the period indicated in column 1.

Column 4

Divide the amount in column 3 by the number in column 2, and enter the result in column 4.

Line 8 - Rent

Add your share of rent paid in column 4, lines 5 through 7, and enter the total on line 8.

Line 9 - Rent Constituting Property Taxes

Multiply the amount on line 8 by 18% (0.18) and enter the result on line 9.

2013 Form NJ-1040 Line-by-Line Instructions

Homeowner on October 1, 2013 (Line 37b)

If you owned and occupied a home in New Jersey that was your principal residence on October 1, 2013, and property taxes were paid on that dwelling, fill in the oval on this line. Do not fill in the oval if you were a tenant on October 1, 2013, or if you were not a homeowner on October 1, 2013.

Eligibility for the Property Tax Deduction/Credit (Lines 37c and 49)

Homeowners and tenants who pay property taxes, either directly or through rent, on their principal residence in New Jersey may qualify for either a deduction or a refundable credit.

The property tax **deduction** reduces your taxable income. Therefore, the tax benefit varies depending on the amount of your

taxable income, the amount of your property taxes or rent, and your filing status. The property tax **credit** reduces your tax due. The credit increases the total payments and/or credits on Line 55, Form NJ-1040. These payments and/or credits are subtracted directly from your tax liability. To determine the actual tax benefit you will receive (how much you will reduce your tax liability) when claiming a property tax deduction, you must calculate your tax liability both with a deduction and without a deduction. Taxpayers who do not reduce their tax liability by \$50 or more (\$25 if spouses/civil union partners file separate returns but maintain the same principal residence) when claiming the property tax deduction should claim the property tax credit instead.

Eligibility Requirements. To be eligible for a property tax deduction **or** property tax credit:

Seniors or Blind/Disabled Persons With Income Below Filing Threshold

If you (or your spouse/civil union partner if filing jointly) were 65 years of age or older or blind or disabled on the last day of the tax year, and your gross income on Line 28 is \$20,000 or less (\$10,000 if filing status is single or married/CU partner, filing separate return), and you satisfy the eligibility requirements, you qualify for a property tax credit in the amount of \$50 (\$25 if you and your spouse/civil union partner file separate returns but maintain the same principal residence).

If you are eligible for a property tax credit as either a homeowner or tenant, and you:

- ◆ **Are eligible and file for a 2013 homestead benefit because you were a New Jersey homeowner on October 1, 2013**, your credit will automatically be included with your homestead benefit. If you are filing Form NJ-1040, **do not** complete Line 37c to claim a property tax deduction **or** Line 49 to claim a property tax credit. Information on eligibility and how to apply for a homestead benefit can be found on the Division's website (www.state.nj.us/treasury/taxation/).
- ◆ **Are not eligible for a 2013 homestead benefit** because you were not a homeowner on October 1, 2013, you may claim the property tax credit on Form NJ-1040 **or** you can file the property tax credit application, Form NJ-1040-H only. See page 48. **Do not file both Form NJ-1040 and Form NJ-1040-H.**

- ◆ You must have been domiciled and maintained a principal residence as a homeowner or tenant in New Jersey during 2013; and
- ◆ Your principal residence, whether owned or rented, must be subject to local property taxes, and property taxes must have been paid on that residence either as actual property taxes or through rent; and

continued

Eligibility for the Property Tax Deduction/Credit (Lines 37c and 49) - continued

- ◆ Your rented dwelling must have its own separate kitchen and bath facilities; and
- ◆ Your gross income on Line 28 is more than \$20,000 (\$10,000 if filing status is single or married/CU partner, filing separate return), **or** you (and/or your spouse/civil union partner if filing jointly) were 65 years of age or older or blind or disabled on the last day of the tax year.


Taxpayers who were not 65 years of age or older or blind or disabled on December 31, 2013, with gross income of \$20,000 or less (\$10,000 if filing status is single or married/CU partner, filing separate return), *are not eligible for a property tax credit.*

If you are not eligible for a property tax deduction or credit, make no entry

on Lines 37c or Line 49 and continue completing the return with Line 38.

Line 37c - Property Tax Deduction

If you satisfied the eligibility requirements on page 32, you may be able to deduct up to 100% of property taxes due and paid **or** up to \$10,000, whichever is less. For tenants, 18% of the rent paid during the year is considered property taxes paid.

TAX TIP  If you were an eligible homeowner or a tenant **during some part of 2013,** you qualify for a property tax deduction or credit even if you were not a homeowner or a tenant on October 1, 2013.

If you are eligible for a property tax deduction or credit, and you:


- ◆ **Are not** claiming credit for taxes paid to other jurisdictions, complete Worksheet F on page 34 to determine the amount of your property tax deduction and whether you should elect to take the property tax credit on Line 49 instead of the deduction on Line 37c.
- ◆ **Are** claiming credit for taxes paid to other jurisdictions, first complete lines 1 and 2 of Worksheet F. Then complete Schedule A and Worksheet I to determine whether you will receive a greater tax benefit by taking the property tax deduction or the property tax credit. See the instructions for Schedule A on page 40.

If you will receive a greater tax benefit by taking the property tax deduction, enter on Line 37c the amount of the property tax deduction from Worksheet F or Schedule A, as appropriate and make no entry on Line 49.

Completing Worksheet F

Line 1 - Property Tax/Rent

Enter on line 1 your property taxes (or 18% of rent) paid during 2013 on your qualified New Jersey residence from Line 37a, Form NJ-1040.

TAX TIP  **Property Tax Reimbursement (Senior Freeze) Applicants.** If you are eligible for a property tax reimbursement for 2013, complete that application before continuing.

If you file your application on Form PTR-1, enter on line 1 the amount of your **2012 property taxes** as reported on your 2013 Property Tax Reimbursement Application, Form PTR-1. (For mobile home owners this is 18% of 2012 site fees.)

If you file your application on Form PTR-2, enter on line 1 the amount of your **base year property taxes** as reported on your 2013 Property Tax Reimbursement Application, Form PTR-2. (For mobile home owners this is 18% of base year site fees.)

NOTE: If you owned your home with someone other than your spouse/civil union partner or if your home consists of more than one unit, the amount of property taxes you report must reflect your percentage of ownership or the proportionate share of property taxes for the unit you occupy as your principal residence.

Line 2 - Property Tax Deduction

Enter the amount from line 1 or \$10,000, whichever is less. Also enter this amount on line 4, column A.

NOTE: If you and your spouse/civil union partner file separate returns but maintain the same principal residence, and line 1 is \$5,000 or more, enter \$5,000 on line 2. If line 1 is less than \$5,000, enter the amount from line 1.

Line 3 - Taxable Income

For each column, enter on line 3, Worksheet F the amount from Line 36, Form NJ-1040.

NOTE: If you are claiming a credit for taxes paid to other jurisdictions, do not complete lines 3 through 8 of Worksheet F. Complete only lines 1 and 2. Then complete Schedule A and Worksheet I.

Line 4 - Property Tax Deduction

Enter on line 4, column A the amount from line 2 Worksheet F.

Line 5 - Taxable Income After Property Tax Deduction

For each column, subtract line 4 from line 3 and enter the result on line 5.

Line 6 - Tax on Line 5

For each column, enter on line 6 the amount of tax on the income shown on line 5. Use the Tax Table on page 52 or the Tax Rate Schedules on page 61 to calculate the amount of tax.

Worksheet F – Property Tax Deduction/Credit

Review the eligibility requirements on page 32 before completing Worksheet F. Part-year residents see instructions on page 6.

Complete both columns of this worksheet to find out whether the Property Tax Deduction or the Credit is better for you. **If you claim a credit for taxes paid to other jurisdictions, complete only lines 1 and 2 of this worksheet.** Then complete Schedule A and Worksheet I.

1. **Property Tax.** Enter the property taxes you paid in 2013 from Line 37a of Form NJ-1040. 1. _____
 Property tax reimbursement (Senior Freeze) applicants do not enter the amount from Line 37a. **See instructions below.**
2. **Property Tax Deduction.** Enter the amount from line 1 of this worksheet or \$10,000, whichever is less. (Lesser of line 1 or \$5,000 if you and your spouse/CU partner file separate returns but maintain the same principal residence.) Also enter this amount on line 4, column A below. See instructions on page 33. 2. _____

STOP if you are claiming a credit for taxes paid to other jurisdictions. Complete only lines 1 and 2. Then complete Schedule A and Worksheet I. See instructions on page 40.

3. Taxable Income (Copy from Line 36 of Form NJ-1040)
4. Property Tax Deduction (Copy from line 2 of this worksheet)
5. Taxable Income After Property Tax Deduction (Subtract line 4 from line 3)
6. Tax you would pay on line 5 amount (From Tax Table or Tax Rate Schedules)
7. Subtract line 6, column A from line 6, column B and enter the result here

	Column A	Column B
3.		3.
4.		4. - 0 -
5.		5.
6.		6.
7.		7.

8. **Is the line 7 amount \$50 or more (\$25 if you and your spouse/civil union partner file separate returns but maintain the same principal residence)?**
 - Yes.** You receive a greater tax benefit by taking the Property Tax Deduction. Make the following entries on Form NJ-1040.

<i>Form NJ-1040</i>	<i>Enter amount from:</i>
Line 37c	Line 4, column A
Line 38	Line 5, column A
Lines 39 and 40	Line 6, column A
Line 49	Make no entry
 - No.** You receive a greater tax benefit from the Property Tax Credit. (**Part-year residents**, see instructions on page 6 before answering “No.”) Make the following entries on Form NJ-1040.

<i>Form NJ-1040</i>	<i>Enter amount from:</i>
Line 37c	Make no entry
Line 38	Line 5, column B
Lines 39 and 40	Line 6, column B
Line 49	\$50 (\$25 if you and your spouse/civil union partner file separate returns but maintain the same principal residence). Part-year residents , see instructions on page 6.

(Keep for your records)

Lines 7 and 8 - Deduction/Credit Determination

To determine whether a property tax deduction or a property tax credit is more beneficial to you, subtract line 6, column A from line 6, column B and enter the result on line 7. **Part-year residents**

see instructions on page 6 before continuing. If the amount on line 7 is \$50 or more (\$25 if you and your spouse/civil union partner file separate returns but maintain the same principal residence), you will receive a greater benefit by taking the property tax deduction. If the amount on line 7 is less than \$50 (\$25 if

you and your spouse/civil union partner file separate returns but maintain the same principal residence), you will receive a greater benefit by taking the property tax credit. Follow the instructions on Worksheet F for completing Lines 37c, 38, 39, 40, and 49, Form NJ-1040.

Line 38 - New Jersey Taxable Income

Subtract Line 37c from Line 36. If zero or less, make no entry.

Line 39 - Tax on Amount on Line 38

Compute your tax by using one of the following methods.

Tax Table. If your New Jersey taxable income is less than \$100,000, you may use the New Jersey Tax Table on page 52 or the New Jersey Tax Rate Schedules on page 61 to find your tax. When using the tax table, be sure to use the correct column. After you have found your tax, enter the amount on Line 39.

Tax Rate Schedules. You must use the New Jersey Tax Rate Schedules on page 61 if your New Jersey taxable income is \$100,000 or more. Use the correct schedule for your filing status. After you have calculated your tax, enter the amount on Line 39.

Line 40 - Tax

Enter on Line 40 the amount of tax from Line 39, page 2.

Jurisdiction Codes (Line 41)			
	Code		Code
Alabama	01	Nebraska	27
Arizona	03	New Hampshire	29
Arkansas	04	New Mexico	31
California	05	New York	32
Colorado	06	North Carolina	33
Connecticut	07	North Dakota	34
Delaware	08	Ohio	35
Georgia	10	Oklahoma	36
Hawaii	11	Oregon	37
Idaho	12	Pennsylvania	38
Illinois	13	Rhode Island	39
Indiana	14	South Carolina	40
Iowa	15	Tennessee	42
Kansas	16	Utah	44
Kentucky	17	Vermont	45
Louisiana	18	Virginia	46
Maine	19	West Virginia	48
Maryland	20	Wisconsin	49
Massachusetts	21	Dist. of Columbia	51
Michigan	22	Philadelphia	52
Minnesota	23	Other	53
Mississippi	24	Multiple	
Missouri	25	Jurisdictions	99
Montana	26		

Line 41 - Credit for Income Taxes Paid to Other Jurisdictions

Enter on Line 41 the amount of credit allowed as calculated on Schedule A. If you are claiming credit for income or wage taxes paid to more than one jurisdiction, complete a Schedule A for each (see instructions on page 40) and enter on Line 41 the total amount of the credits allowed from each Schedule A. If you are claiming a property tax deduction or credit, you must also complete Worksheet I to determine the amount of your benefit. If you are not eligible for a property tax benefit, enter on Line 41 the amount from Line 9, Column B, Schedule A(s).

The credit on Line 41 may not exceed your tax on Line 39. Enclose Schedule A(s) with your return. See the instructions for Schedule A on page 40.

Enter in the boxes at Line 41 the code for the jurisdiction for which you are claiming a credit. (See chart below.) If you are claiming credit for taxes paid to more than one jurisdiction (e.g., New York State and New York City or Delaware and Maryland), use the code for "Multiple Jurisdictions." If the jurisdiction to which you paid taxes is not listed, use the code for "Other."

Line 42 - Balance of Tax

Subtract Line 41 from Line 40 and enter the result on Line 42.


Line 43 - Sheltered Workshop Tax Credit

Enter on Line 43 your Sheltered Workshop Tax Credit for the current year from Part IV, line 12 of Form GIT-317. Enclose a copy of Form GIT-317 with your return and retain a completed copy for your records.

Line 44 - Balance of Tax After Credit

Subtract Line 43 from Line 42 and enter the result on Line 44.

Line 45 - Use Tax Due on Internet, Mail-Order, or Other Out-of-State Purchases

TAX TIP  Complete Worksheet G on page 36 to determine the amount to report on Line 45.

When you purchase taxable items or services to be used in New Jersey but do not pay sales tax, you owe use tax. This commonly occurs when purchases are made on the Internet, by phone or mail order, or outside the State from sellers who do not collect New Jersey sales tax. The New Jersey use tax rate is the same as the sales tax rate: 7%. If you paid sales tax to another state at a rate less than 7% on a purchase that would have been taxed in New Jersey, you owe use tax based on the difference between the two rates. For example, if you paid 6% sales tax to another state, you owe 1% use tax to New Jersey. No credit is allowed for sales tax paid to a foreign country. You must pay 7% use tax to New Jersey on such purchases.

The following are some items that are often purchased without paying sales tax. Residents would then owe use tax based on the purchase price, including any delivery/shipping charges.

- ♦ Electronics
- ♦ Furniture
- ♦ Music
- ♦ Artwork
- ♦ Computers
- ♦ Video games
- ♦ Antiques
- ♦ Appliances
- ♦ Jewelry
- ♦ Books
- ♦ Software
- ♦ CDs and DVDs
- ♦ Carpet

For example:

- ♦ You purchased several DVDs on the Internet for \$100 with free shipping and paid no sales tax. Your use tax liability to New Jersey on these items is \$7 ($\$100 \times .07 = \7).
- ♦ You purchased a computer for \$1,550 plus \$50 for shipping from a seller located outside of New Jersey and paid no sales tax. Your use tax liability to New Jersey on this item is \$112 ($\$1,600 \times .07 = \112).

Worksheet G – Use Tax Calculation

Did you purchase any taxable items or services without paying New Jersey sales tax? This includes any Internet, phone, mail-order, or out-of-State purchases on which New Jersey sales tax was not collected, or purchases on which tax was collected at a rate less than 7%. If the answer is “Yes,” you owe use tax to New Jersey. If you have already paid all use tax due with Form ST-18, answer “No.”

- Yes. Complete Parts I, II, and III to calculate the amount of use tax due.
- No. Enter “0.00” on Line 45, Form NJ-1040.

Do not leave Line 45 blank.

Part I – Use tax due on purchases of items or services costing less than \$1,000 each

Complete lines 1a – 1d OR line 2.

If you know the exact amount of your purchases...

- 1a. Enter the exact amount of your taxable purchases on which no New Jersey sales tax was collected 1a. _____
- 1b. Multiply line 1a by 7% (.07) 1b. _____
- 1c. Enter the amount of sales tax collected by other states for purchases on line 1a, up to 7%. Do not include sales tax collected by foreign countries.. 1c. _____
- 1d. Subtract line 1c from line 1b. Continue with Part II 1d. _____

OR

If you do not know the exact amount of your purchases...

- 2. Enter the amount of use tax from the Estimated Use Tax Chart below that corresponds to the income you reported on Line 28, Form NJ-1040. Continue with Part II..... 2. _____

Part II – Use tax due on purchases of items or services costing \$1,000 or more each

- 3a. Enter the exact amount of your taxable purchases on which no New Jersey sales tax was collected 3a. _____
- 3b. Multiply line 3a by 7% (.07) 3b. _____
- 3c. Enter the amount of sales tax collected by other states for purchases on line 3a, up to 7%. Do not include sales tax collected by foreign countries.. 3c. _____
- 3d. Subtract line 3c from line 3b. Continue with Part III..... 3d. _____

Part III – Total Use Tax Due

- 4. Add the amount from either line 1d or line 2 to the amount on line 3d. Enter here and on Line 45, Form NJ-1040..... 4. _____

(Keep for your records)

Estimated Use Tax Chart

(for Part I, line 2 only)

If your New Jersey gross income is:	Use Tax	If your New Jersey gross income is:	Use Tax
up to \$15,000.....	\$ 14	\$100,001 – \$150,000.....	134
\$15,001 – \$30,000.....	44	\$150,001 – \$200,000.....	170
\$30,001 – \$50,000.....	64	\$200,001 and over.....	.0852% (.000852)
\$50,001 – \$75,000.....	84		of income, or \$494,
\$75,001 – \$100,000.....	106		whichever is less.

- ♦ On a trip to Maine you purchased an antique desk for \$4,000 and paid Maine sales tax at the rate of 5%. The difference, \$80 (2% of the purchase price), is due to New Jersey as use tax.
- ♦ You sent a watch to a Pennsylvania jeweler to be repaired and the watch was returned to you via UPS. You paid \$45 for the repair plus \$5 for shipping and paid no sales tax. Your use tax liability to New Jersey on this service is \$3.50 (\$50 × .07 = \$3.50).

There are two ways for individual taxpayers to report and remit use tax:

- 1. By completing and filing a Use Tax Return (Form ST-18) within 20 days after property is brought into New Jersey, or
- 2. By reporting any use tax due on Line 45 of their resident income tax return, Form NJ-1040.

Form ST-18 is provided in this booklet for your convenience (in the center of the booklet with other tax forms).

If you do not owe use tax, enter “0.00” on Line 45. Do not leave this line blank. You must enter an amount on Line 45.

If you owe use tax and are remitting it with Form NJ-1040, use Worksheet G to calculate the amount you owe.

NOTE: Using the Estimated Use Tax Chart when calculating the amount of use tax to report on Line 45 does not preclude the Division of Taxation from auditing your account. New Jersey does have access to records maintained by out-of-State businesses, and if additional tax is due, you may receive an assessment for the amount of use tax owed, plus applicable penalties and interest.

For more information about which items and services are subject to New Jersey sales and use tax, see Tax Topic Bulletin S&U-4, *New Jersey Sales Tax Guide*. For more information about New Jersey use tax, see publication ANJ-7, *Use Tax in New Jersey*.

Line 46 - Penalty for Underpayment of Estimated Tax

New Jersey's income tax is a "pay as you go" tax. You must pay the tax as you earn or receive income throughout the year. If you do not pay enough tax on the income you received, you may owe interest (see "Estimated Tax" on page 12).

To determine the amount of interest for the underpayment of estimated tax, complete Form NJ-2210, Underpayment of Estimated Tax by Individuals, Estates or Trusts. Enter on Line 46 the amount of interest due from line 19, Form NJ-2210. Be sure to fill in the oval below Line 46 and enclose Form NJ-2210 with your return.

Line 47 - Total Tax and Penalty

Enter on Line 47 the total of Lines 44, 45, and 46.

Line 48 - Total New Jersey Income Tax Withheld

Enter on Line 48 the total New Jersey income tax withheld, as shown on your W-2, W-2G, and/or 1099 statement(s). All W-2 and 1099 statements must reflect your correct social security number for the withholdings to be credited. If the social security number is missing or incorrect, you must obtain a corrected statement. Only your employer/payer can issue or correct these forms. If you have not received a W-2 or 1099 form by February 15, or if the form you received is incorrect, contact your employer/payer immediately.

Form W-2. The W-2 must indicate the amount of New Jersey tax withheld and the "State" box must indicate that the tax withheld was New Jersey income tax. See sample W-2 on page 19. **Enclose the state copy of each withholding statement (W-2, W-2G).**

Do not include on Line 48 amounts withheld as New Jersey unemployment insurance/workforce development partnership fund/supplemental workforce

fund contributions (shown on the W-2 as UI/WF/SWF, if combined, or UI, WF, and SWF if stated separately), New Jersey disability insurance contributions (may be shown as DI), or New Jersey family leave insurance contributions (shown as FLI). These are **not** New Jersey income tax withholdings and may not be used as credits on Line 48.

See instructions for Lines 52, 53, and 54 for more information on excess unemployment insurance/workforce development partnership fund/supplemental workforce fund contributions, disability insurance contributions, and/or family leave insurance contributions.

Form 1099. Although most 1099 forms do not show state withholding, New Jersey income tax may have been withheld from income you received that was reported on Form 1099-R or 1099-MISC. Enter on Line 48 the total amount of New Jersey income tax withheld, if any, shown on those statements. **Enclose the state copy of Form 1099-R or 1099-MISC with your return only if New Jersey income tax was withheld.**

NOTE: Do not include tax paid on your behalf by partnership(s) on this line. Such payments may not be claimed by New Jersey residents as credits on Form NJ-1040 and will be disallowed.

Line 49 - Property Tax Credit

If you satisfied the eligibility requirements (see page 32) and you did not claim a property tax deduction on Line 37c, you qualify for a property tax credit.

Do not complete Line 49 if:

- ◆ You claimed a property tax deduction on Line 37c; or
- ◆ Your gross income on Line 28, Form NJ-1040 is \$20,000 or less (\$10,000 if filing status is single or married/CU partner, filing separate return).

NOTE: If you are 65 years of age or older or blind or disabled, and you are not required to file Form NJ-1040 because your gross income on Line 28 is \$20,000 or less (\$10,000 if filing status is single or married/CU partner, filing separate return), and you satisfy the eligibility requirements, you qualify for a property tax credit in the amount of \$50 (\$25 if you and your spouse/civil union partner file separate returns but maintain the same principal residence). See "Seniors or Blind/Disabled Persons" on page 32 before completing Line 49.

Line 50 - New Jersey Estimated Payments/Credit From 2012 Tax Return

Enter on Line 50 the total of:

- ◆ Estimated tax payments made for 2013 (See "Estimated Tax" on page 12)
- ◆ Credit applied from your 2012 tax return*
- ◆ Amount, if any, paid to qualify for an extension of time to file

*This is the amount of overpayment that you chose to carry forward on Line 58 of your 2012 NJ-1040 as a credit towards your income tax liability for 2013. If you received a refund check for 2012, do not enter the amount of that refund check on Line 50.

Payments Made Under Another Name or Social Security Number. If you changed your name because of marriage/civil union, divorce/dissolution, etc., and you made estimated tax payments using your former name, enclose a statement with your return explaining all the payments you and/or your spouse/civil union partner made for 2013 and the name(s) and social security number(s) under which you made payments.

If your spouse/civil union partner died during the year and any estimated payment(s) were made under the deceased spouse's/civil union partner's social security number and other payments were made under your social security number, you must enclose a statement with your return listing the social security

numbers and the amounts submitted under each social security number.

NOTE: Do not include tax paid on your behalf by partnership(s) on this line. Such payments may not be claimed by New Jersey residents as credits on Form NJ-1040 and will be disallowed.

Line 51 - New Jersey Earned Income Tax Credit

The New Jersey earned income tax credit is a credit for certain taxpayers who work and have earned income. The credit reduces the amount of tax you owe and may also give you a refund, even if you have no tax liability to New Jersey.

NOTE: You must file a New Jersey resident income tax return to receive a New Jersey earned income tax credit, even if you are not required to file a return because your gross income is below the minimum income filing threshold.

For tax year 2013, most residents who are eligible and file for a Federal earned income credit can also receive a New Jersey earned income tax credit in the amount equal to 20% of the Federal benefit.

Use Worksheet H above to calculate the amount of your New Jersey earned income tax credit for Line 51. If you asked the Internal Revenue Service to calculate your Federal earned income credit, fill in the first oval below Line 51. (Civil union couples should not fill in this oval even if one or both of you are eligible for a Federal credit and asked the IRS to calculate the amount. See the instructions below.) The IRS will provide information regarding Federal earned income credit

Worksheet H
Earned Income Tax Credit

1. Enter the amount of your Federal earned income credit from your 2013 Federal Form 1040 or Form 1040A 1. _____
Fill in the first oval below Line 51 if you asked the IRS to calculate your Federal earned income credit. Civil union couples, see instructions.

2. Enter 20% of amount on line 1 here and on Line 51, Form NJ-1040 2. _____
Part-year residents, see instructions.

(Keep for your records)

recipients to the Division of Taxation in October 2014. Please allow at least 4–6 weeks for the Division to process the information and issue a check for your New Jersey earned income tax credit.

Part-Year Residents. If you were a New Jersey resident for only part of the taxable year, the amount of your New Jersey earned income tax credit must be prorated based upon the number of months you were a New Jersey resident. For this calculation 15 days or more is a month. Use this prorated figure on Line 51.

The Division of Taxation audits returns to ensure compliance with the eligibility requirements for this credit. You may be asked to provide additional documentation to support your claim.

Civil Union Couples. If you are filing a joint return for New Jersey purposes, and either one or both of you are eligible and file for a Federal earned income credit, you might also be able to receive a New Jersey earned income tax credit. A civil union partner filing a separate return is not eligible for a New Jersey earned income tax credit.

If you file a joint Federal return, use Worksheet H above to calculate the amount of your New Jersey earned income tax credit.

If you did *not* file a joint Federal return, the only way to determine if you are eligible for a New Jersey credit is to prepare a Federal return as if you were married, filing jointly and calculate the amount of the Federal earned income credit, if any, you would have been eligible to receive on a joint Federal return. Once you have determined the amount of the Federal credit you would have received as joint filers, you must use that amount on Worksheet H to calculate your New Jersey credit. Be sure to fill in only the second oval below Line 51 indicating you are a civil union couple. You may be asked to provide documentation to substantiate your calculation of the Federal earned income credit you would have been eligible to receive if you had filed a joint Federal return.

UI/WF/SWF; DI; FLI Credits (Lines 52–54)

You may take credit for excess unemployment insurance/workforce development partnership fund/supplemental workforce fund contributions, disability insurance contributions, and/or family leave insurance contributions withheld by two or more employers. For 2013, the maximum employee unemployment insurance/workforce development partnership fund/supplemental workforce fund contribution was \$131.33, the maximum employee disability insurance contribution was \$111.24, and the maximum employee

Who offers Quality, Free or Low-Cost Health Insurance?

WE DO!

NJ FAMILY CARE

Affordable health coverage. Quality care.

1-800-701-0710

For income eligible NJ residents

TTY: 1-800-701-0720

www.njfamilycare.org



NJ Department of Human Services

UI/WF/SWF; DI; FLI Credits (Lines 52–54) - continued

family leave insurance contribution was \$30.90. If you had two or more employers and you contributed more than the maximum amount(s), you must enclose a completed Form NJ-2450 with your return to claim the credit.

If any single employer withheld more than the maximum for either UI/WF/SWF (\$131.33), disability insurance (\$111.24), or family leave insurance (\$30.90) contributions, enter only the maximum amount for that category on Form NJ-2450. You must contact the employer who withheld contributions in excess of the legal maximum for a refund.

All information on Form NJ-2450 must be substantiated by W-2 statements or the claim will be denied. The amounts of unemployment insurance/workforce development partnership fund/supplemental workforce fund contributions, disability insurance contributions, and family leave insurance contributions withheld must be reported separately on all W-2 statements. The employer's New Jersey taxpayer identification number **or** approved private plan number must also be shown. See sample W-2 on page 19.

Be careful when completing Form NJ-2450 and check that your W-2 verifies the information you provide. If **all** New Jersey Department of Labor and Workforce Development requirements are not met, your income tax credit must be denied. You must then refile your claim with the Department of Labor and Workforce Development using their Form UC-9A, "Employee's Claim for Refund of Excess Contributions." Once your income tax credit for excess unemployment insurance/workforce development partnership fund/supplemental workforce fund contributions, disability leave insurance contributions, and/or family leave insurance contributions has been denied, it can **only** be claimed through the Department of Labor and Workforce Development.

Line 52 - Excess New Jersey UI/WF/SWF Withheld

Enter on Line 52 the excess unemployment insurance/workforce development partnership fund/supplemental workforce

fund contributions withheld from Line 4 of Form NJ-2450. Enclose Form NJ-2450 with your return.

Line 53 - Excess New Jersey Disability Insurance Withheld

Enter on Line 53 the excess disability insurance contributions withheld from Line 5 of Form NJ-2450. Enclose Form NJ-2450 with your return.

Line 54 - Excess New Jersey Family Leave Insurance Withheld

Enter on Line 54 the excess family leave insurance contributions withheld from Line 6 of Form NJ-2450. Enclose Form NJ-2450 with your return.

Line 55 - Total Payments and Credits

Add Lines 48 through 54 and enter the result on Line 55.

Amount You Owe or Overpayment (Lines 56 and 57)

Compare Lines 55 and 47.

- ♦ If Line 55 is less than Line 47, you have a balance due. Complete Line 56.
- ♦ If Line 55 is more than Line 47, you have an overpayment. Complete Line 57.

Line 56 - Amount You Owe

Subtract Line 55 (Total Payments/Credits) from Line 47 (Total Tax and Penalty) and enter the result on Line 56.

If you have a balance due, you may make a donation on Lines 59, 60, 61, 62, 63, and/or 64 by adding the amount of your donation to your payment.

Make your check or money order for the total amount payable to "State of New Jersey – TGI." Send your payment with the payment voucher in the same envelope with your return. Enter the amount of your payment in the boxes below the signature line on the front of the return.

You may also pay your 2013 New Jersey income taxes by electronic check (e-check) or credit card (Visa, American Express, MasterCard, or Discover). See "How to Pay" on page 10. Fill in the oval below Line 56 if you are paying by e-check or credit card. Do not send in the payment voucher if you pay your taxes by e-check or credit card, and do not enter the amount of your payment on the front of the return.

NOTE: If the amount of tax you owe (Line 56) is more than \$400, you may want to increase your estimated payments or contact your employer for Form NJ-W4 to increase your withholdings to avoid future interest assessments.

Line 57 - Amount of Overpayment

Subtract Line 47 (Total Tax and Penalty) from Line 55 (Total Payments/Credits) and enter the result on Line 57.

Line 58 - Credit to Your 2014 Tax

Enter on Line 58 the amount of your overpayment that you wish to credit to your 2014 tax liability.

Contributions (Lines 59–64)

Whether you have an overpayment or a balance due, you may make a donation to any of the following funds:

- ♦ Endangered Wildlife Fund
- ♦ Children's Trust Fund
- ♦ Vietnam Veterans' Memorial Fund
- ♦ Breast Cancer Research Fund,
- ♦ U.S.S. New Jersey Educational Museum Fund.

You may also make a donation to one of the following funds on Line 64:

- ♦ Drug Abuse Education Fund (01), or
- ♦ Korean Veterans' Memorial Fund (02), or
- ♦ Organ and Tissue Donor Awareness Education Fund (03), or
- ♦ NJ-AIDS Services Fund (04), or

Contributions (Lines 59–64) - continued

- ♦ Literacy Volunteers of America – New Jersey Fund (05), or
- ♦ New Jersey Prostate Cancer Research Fund (06), or
- ♦ World Trade Center Scholarship Fund (07), or
- ♦ New Jersey Veterans Haven Support Fund (08), or
- ♦ Community Food Pantry Fund (09), or
- ♦ Cat and Dog Spay/Neuter Fund (10), or
- ♦ New Jersey Lung Cancer Research Fund (11), or
- ♦ Boys and Girls Clubs in New Jersey Fund (12), or
- ♦ NJ National Guard State Family Readiness Council Fund (13), or
- ♦ American Red Cross – NJ Fund (14), or
- ♦ 2014 NJ Special Olympics Home Team Fund (15), or

New for 2013

- ♦ Girl Scouts Councils in New Jersey Fund (16).

For more information on the funds, see page 3.

Indicate the amount you want to contribute by checking the appropriate box(es) or entering any amount you want to contribute.

If you are making a donation on Line 64, also enter the code number (01, 02, 03, etc.) for the fund of your choice.

The amount you donate will reduce your refund or increase your balance due. Be sure to enter an amount when making a contribution.

If you are making a donation on Line 59, 60, 61, 62, 63, and/or 64, and you have

a balance due, increase the amount of your payment by the amount you want to contribute. If you are paying your tax due by check or money order and including a donation, your check or money order must be made out to “State of New Jersey – TGI,” not to the charity or charities you selected. Your donation will be deposited in the appropriate fund(s) when your return is processed.

Line 65 - Total Deductions From Overpayment

Add any amounts on Lines 58, 59, 60, 61, 62, 63, and/or 64. Enter the result on Line 65.

Line 66 - Refund

Subtract Line 65 from Line 57 (Overpayment). Enter the result on Line 66. This is the amount of your refund.

2013 Schedules A and B

Schedule A - Taxes Paid to Other Jurisdiction

Requirements. As a New Jersey resident, you may be eligible for a tax credit against your New Jersey income tax if you have income from sources outside New Jersey. To qualify, your income must be subject to **both** the New Jersey income tax and the income or wage tax imposed by another jurisdiction outside of New Jersey for the same year. For this purpose, “jurisdiction” means any state of the United States or political subdivision of such state, including the District of Columbia. **Pennsylvania residents see page 42.** No credit is permitted for taxes paid to the U.S. Government, Canada, Puerto Rico, or any foreign country or territory.

To receive the credit for taxes paid to another jurisdiction you must:

1. Complete Schedule A in its entirety. You may be required to complete more than one Schedule A in certain situations. See below.
2. Enclose Schedule A(s) with your NJ-1040 income tax return.

Completing More Than One Schedule A. You must complete a separate Schedule A for each jurisdiction for which you are claiming a credit. You must also complete a separate Schedule A for each tax imposed by a jurisdiction.

- ♦ *Two or more jurisdictions (i.e., a state and political subdivision(s) therein) impose tax on the same income.* For example, when both a state and a city within that state tax the same income, you may have to complete and enclose a separate Schedule A for each jurisdiction (see “Same Income Taxed by More Than One Jurisdiction” on page 41).
- ♦ *Different jurisdictions impose tax on different income.* For example, if you had wages from State A and a gain from the sale of property from State B, you must complete a separate Schedule A for each state.
- ♦ *Same jurisdiction imposes more than one type of tax.* For example, if you had wages and business income from a city that imposes both a wage tax and a different tax on business income, you must complete one Schedule A for the

wage tax and a separate Schedule A for the tax on business income.

Property Tax Deduction/Credit (Worksheet I). Schedule A provides taxpayers who are eligible for a property tax benefit with a method for calculating the credit for taxes paid to another jurisdiction both with and without the property tax deduction. If you are eligible to receive a property tax deduction/credit you must complete Schedule A for each jurisdiction for which you are claiming a credit for taxes paid. Then you must complete Worksheet I on page 43 to determine whether you receive a greater benefit from claiming the property tax deduction or taking the property tax credit.

If you are claiming a credit for taxes paid to another jurisdiction but you are not eligible for a property tax benefit (see page 32 for eligibility requirements), only complete Column B of Schedule A. Enter the amount from Line 9, Column B on Line 41, Form NJ-1040. Make no entry on Lines 37c or 49, Form NJ-1040.

Schedule A - continued

Line 1 - Income Actually Taxed by Other Jurisdiction

Enter on Line 1 the amount of income you received during the year which was actually taxed by the other jurisdiction. Also enter the name of the taxing jurisdiction in the space provided. The amount on Line 1 must be the amount of income which was actually taxed by the other jurisdiction. This means the gross income after adjustments have been made by the other jurisdiction but before personal exemptions and standard and/or other itemized deductions are subtracted. Any income included on Line 1 of Schedule A must also be included on Line 2 since to be eligible for the credit, the income must be taxed by **both** New Jersey and the other jurisdiction.

Include on Line 1 only amounts properly taxable by the other jurisdiction. In general, this includes compensation for services performed; net profits from a business, trade, or profession carried on in the other jurisdiction; S corporation income allocated to the other jurisdiction; or income or gains from the ownership or sale of real or personal property in the other jurisdiction.

Amounts received as interest, dividends, gains on sale of securities, and other income from intangible personal property such as savings accounts, stocks, bonds, and other securities, cannot be included on Line 1 unless (1) the income was derived from a business, trade, or profession carried on in the other jurisdiction, or (2) you are required to and file a resident return with the other jurisdiction as well as with New Jersey and report the income on both returns.

Do **not** include on Line 1:

- ◆ Income which is not subject to New Jersey income tax (even though the item(s) may be subject to tax by the other jurisdiction, e.g., unemployment compensation).
- ◆ Income which has been excluded or deducted in arriving at the income actually taxed in the other jurisdiction. Items such as IRA and Keogh

NOTE: New Jersey does not require that a copy of the income tax return(s) filed with the other jurisdiction(s) be enclosed with Form NJ-1040. However, you should retain complete copies of any returns filed with other jurisdiction(s). If your return is audited, you will be asked to provide:

- a) A complete copy of the income tax return(s) filed with the other jurisdiction(s) — if one was filed or required to be filed. If you filed electronically in the other jurisdiction, a copy of the Electronic Filing Income Tax Return *along with* schedules, worksheets, etc. which establish the nature and source of the income being taxed by the other jurisdiction must be submitted.
- b) If you participated in a composite return filed in another jurisdiction, you must submit a statement, on the filing entity's letterhead, that lists the jurisdiction, your share of the gross income taxed by the other jurisdiction, and your share of the tax paid.
- c) If no return is required to be filed with the other jurisdiction, you must submit the following as applicable:
 - ◆ W-2 which lists the wage taxes paid and the name of the taxing jurisdiction.
 - ◆ A statement from the business entity which filed a tax return based on income that lists your share of the gross income taxed by the other jurisdiction, the name of the tax, and your share of the tax paid.

contributions, employee business expenses, moving expenses, and alimony, if allowed as adjustments to income, would have been deducted from gross income.

- ◆ Income subject to tax by any foreign country, U.S. possession, or territory.
- ◆ If you are required to file a resident return in the other jurisdiction, any amount of S corporation income allocated to New Jersey.

Same Income Taxed by More Than One Jurisdiction. Income can only be reported once on Schedule A. When you pay tax to two jurisdictions on the same income, and the amount of income taxed by each jurisdiction is the same, complete only *one* Schedule A. When you pay tax to two jurisdictions on the same income and the amount of income taxed by each jurisdiction differs, you may be eligible to claim two credits. The first credit is based on the amount of income taxed by both jurisdictions, and the second credit is based only on the difference between the amounts taxed by the two jurisdictions.

For example, New Jersey taxed \$150,000 in business income of a business in city Y located in state Z. Both city Y and state Z taxed the business income. If state Z imposed \$8,200 tax on \$120,000 of income, and city Y imposed \$5,600 tax on \$140,000 of income, complete two Schedule As. Line 1, Schedule A of the first credit calculation will be \$120,000 (the amount of income taxed by both city Y and state Z). To determine the credit available on the \$120,000 which was jointly taxed, add together and enter in Box 9a, Line 9 the taxes paid to state Z (\$8,200) and the portion of the city Y tax on \$120,000 (\$4,800). (Do not use \$5,600 for the amount of city Y tax, since that is the tax paid on \$140,000 of income.) Compare the allowable credit calculated on Line 8, Schedule A to the amount in Box 9a (\$13,000). The credit allowed is the lesser of Line 8 or Box 9a. For the second Schedule A, the amount on Line 1 is \$20,000. This is the difference between the amount taxed by both city Y and state Z (\$120,000) on which a credit has already been calculated, and the amount taxed by city Y (\$140,000).

continued

NOTE: When calculating the credit for income taxed by more than one jurisdiction and the actual tax paid to the other jurisdiction is less than the allowable credit, enter on Line 9, Box 9a of each Schedule A **only** the tax paid on the amount of income entered on Line 1. In the example on page 41, Line 9, Box 9a of the second Schedule A would show \$800, the tax paid to city Y on \$20,000 of income, not \$5,600, the tax paid on \$140,000 of income.

Income From New York. New Jersey residents working in or earning taxable income from New York are often taxed on an amount less than their actual income earned in New York due to the many allowable New York income tax adjustments. New York determines the rate (% of tax) that will be imposed by including all the income earned as if the taxpayer was a resident. New York then computes the percentage of the New York source income by dividing the New York State income by the Federal income (worldwide income). The percentage is then multiplied by the total calculated tax liability, as if a resident, to determine the actual tax liability of the nonresident. When claiming credit for taxes paid to New York, Line 1, Schedule A of the NJ-1040 should reflect the "New York State Amount" actually taxed by New York from the New York IT-203. Certain adjustments may be necessary to determine the income actually taxed by New York State.

For New Jersey residents subject to the New York State income tax on lump-sum distributions, separate Schedule A calculations for taxes paid to New York State on first the ordinary income and second on taxes paid to New York State on the lump-sum distribution should be made to arrive at the total credit for taxes paid. Both Schedule As must be enclosed with your return.

Income From Pennsylvania. As a result of the Reciprocal Personal Income Tax Agreement between the Commonwealth of Pennsylvania and the State of New Jersey, compensation paid to New Jersey residents employed in Pennsylvania is not subject to the Pennsylvania income tax. Compensation means salaries, wages,

tips, fees, commissions, bonuses, and other remuneration received for services rendered as an employee.

You may **not** claim a credit on Schedule A for taxes paid to Pennsylvania on compensation earned in Pennsylvania because these earnings are not subject to tax in Pennsylvania. If Pennsylvania income tax was withheld from your wages, you must file a Pennsylvania return to obtain a refund. To stop the withholding of Pennsylvania income tax, complete a Pennsylvania Employee's Nonwithholding Application Certificate (Pennsylvania Form REV-419) and give it to your employer. You may obtain Form REV-419 from the Pennsylvania Department of Revenue (www.revenue.state.pa.us/).

The Reciprocal Agreement covers compensation only. If you are self-employed or receive other income (for example, gain from sale of property) which is taxable in both states, you may claim a credit for taxes paid to Pennsylvania on that income by completing Schedule A.

Income From Philadelphia or Other Pennsylvania Municipalities. The Reciprocal Agreement between Pennsylvania and New Jersey (see "Income From Pennsylvania" above) does not apply to the wage or income tax imposed and collected by the City of Philadelphia or any other municipality in Pennsylvania. Therefore, income subject to both New Jersey income tax and any municipal wage or income tax may be included on Line 1, Schedule A.

The amount of income taxable to Philadelphia is sometimes different than the New Jersey State wages figure on the W-2 statement. To determine the proper amount of income to enter on Line 1 of Schedule A of the NJ-1040, you must divide the wage tax deducted from your pay by the Philadelphia tax rate as follows:

$$\frac{\text{Philadelphia Wage Tax Paid}}{\text{Philadelphia Wage Tax Rate}} = \text{Line 1, Sched. A}$$

Do not report at Line 1 an amount that is more than the amount reported at Line 14, NJ-1040 as Philadelphia wages.

Information about the Philadelphia wage tax rate is available on the Philadelphia Revenue Department's website at www.phila.gov/revenue/.

Sole Proprietorship or Partnership Income From Philadelphia. If you are a sole proprietor or partner in a partnership whose income is subject to Pennsylvania income tax and Philadelphia Business Privilege Tax and Net Profits Tax, you must consider the taxes paid (based on income) to all jurisdictions when calculating the credit. The Philadelphia Business Privilege Tax imposes two taxes, one based on income and one based on gross receipts. Only the tax imposed based on income qualifies for the credit calculation.

S Corporation Income. If you paid income taxes or wage taxes to another jurisdiction on your S corporation income and that income is also taxed in New Jersey for the same tax year, you may be eligible for a credit. No credit is allowed, however, for tax imposed by another jurisdiction on S corporation income which is allocated to New Jersey. Nor is a credit allowed for the amount of any taxes paid or accrued on or measured by profits or income imposed on or paid on behalf of a person other than you, whether or not you may be held liable for the tax. In addition, you may not claim a credit against New Jersey tax attributable to distributions. Distributions that are taxable to you as dividends or gains from disposition of property are intangible income and not subject to tax in the other jurisdiction.

Line 2 - Income Subject to Tax by New Jersey

Enter on Line 2 the amount of income reported on Line 28, Form NJ-1040 (New Jersey Gross Income).

Line 3 - Maximum Allowable Credit Percentage

Divide Line 2 into Line 1 and enter the percentage on Line 3. Carry your results to seven (7) decimal places, rounding up if the seventh place is 5 or more (i.e., .2412378 becomes 24.1238%). Since Line 1 can never be more than Line 2, the result will be 100% or less.

Worksheet I																																									
Which Property Tax Benefit to Use																																									
	COLUMN A			COLUMN B																																					
	1. Tax. Enter amounts from Line 7, Schedule A, Columns A and B here.....	1.			1.																																				
2. Credit for Taxes Paid to Other Jurisdiction. Enter amounts from Line 9, Schedule A, Columns A and B here. If you completed more than one Schedule A, enter the total of all Line 9 amounts (Columns A and B) in the corresponding column.....	2.			2.																																					
3. Balance of Tax Due. Subtract line 2 from line 1 in each column.....	3.			3.																																					
4. Subtract line 3, column A from line 3, column B and enter result here.....				4.																																					
<p>5. Is the line 4 amount \$50 or more (\$25 if you and your spouse/civil union partner file separate returns but maintain the same principal residence)?</p> <p><input type="radio"/> Yes. You receive a greater tax benefit by taking the Property Tax Deduction. Make the following entries on Form NJ-1040.</p> <table style="width: 100%; border: none;"> <tr> <td style="width: 30%;"><i>Form NJ-1040</i></td> <td style="width: 30%;"><i>Enter amount from:</i></td> <td></td> </tr> <tr> <td>Line 37c</td> <td>Line 5, Column A, Schedule A</td> <td></td> </tr> <tr> <td>Line 38</td> <td>Line 6, Column A, Schedule A</td> <td></td> </tr> <tr> <td>Lines 39 and 40</td> <td>Line 7, Column A, Schedule A</td> <td></td> </tr> <tr> <td>Line 41</td> <td>Line 2, Column A, Worksheet I</td> <td></td> </tr> <tr> <td>Line 49</td> <td>Make no entry</td> <td></td> </tr> </table> <p><input type="radio"/> No. You receive a greater tax benefit from the Property Tax Credit. (Part-year residents, see instructions on page 6 before answering “No.”) Make the following entries on Form NJ-1040.</p> <table style="width: 100%; border: none;"> <tr> <td style="width: 30%;"><i>Form NJ-1040</i></td> <td style="width: 30%;"><i>Enter amount from:</i></td> <td></td> </tr> <tr> <td>Line 37c</td> <td>Make no entry</td> <td></td> </tr> <tr> <td>Line 38</td> <td>Line 6, Column B, Schedule A</td> <td></td> </tr> <tr> <td>Lines 39 and 40</td> <td>Line 7, Column B, Schedule A</td> <td></td> </tr> <tr> <td>Line 41</td> <td>Line 2, Column B, Worksheet I</td> <td></td> </tr> <tr> <td>Line 49</td> <td>\$50 (\$25 if you and your spouse/civil union partner file separate returns but maintain the same principal residence). Part-year residents, see instructions on page 6.</td> <td></td> </tr> </table> <p style="text-align: center;">(Keep for your records)</p>						<i>Form NJ-1040</i>	<i>Enter amount from:</i>		Line 37c	Line 5, Column A, Schedule A		Line 38	Line 6, Column A, Schedule A		Lines 39 and 40	Line 7, Column A, Schedule A		Line 41	Line 2, Column A, Worksheet I		Line 49	Make no entry		<i>Form NJ-1040</i>	<i>Enter amount from:</i>		Line 37c	Make no entry		Line 38	Line 6, Column B, Schedule A		Lines 39 and 40	Line 7, Column B, Schedule A		Line 41	Line 2, Column B, Worksheet I		Line 49	\$50 (\$25 if you and your spouse/civil union partner file separate returns but maintain the same principal residence). Part-year residents , see instructions on page 6.	
<i>Form NJ-1040</i>	<i>Enter amount from:</i>																																								
Line 37c	Line 5, Column A, Schedule A																																								
Line 38	Line 6, Column A, Schedule A																																								
Lines 39 and 40	Line 7, Column A, Schedule A																																								
Line 41	Line 2, Column A, Worksheet I																																								
Line 49	Make no entry																																								
<i>Form NJ-1040</i>	<i>Enter amount from:</i>																																								
Line 37c	Make no entry																																								
Line 38	Line 6, Column B, Schedule A																																								
Lines 39 and 40	Line 7, Column B, Schedule A																																								
Line 41	Line 2, Column B, Worksheet I																																								
Line 49	\$50 (\$25 if you and your spouse/civil union partner file separate returns but maintain the same principal residence). Part-year residents , see instructions on page 6.																																								

If you are not eligible to claim a property tax deduction or credit, only complete Column B to determine your credit for taxes paid to other jurisdictions. Total the amounts from Line 9, Column B of all Schedule As completed and enter that amount on Line 41, Form NJ-1040. Make no entry on Lines 37c or 49, Form NJ-1040.

Line 4 - Taxable Income

For each column, enter on Line 4 the amount of your taxable income from Line 36, Form NJ-1040.

Line 5 - Property Tax and Deduction

If you were a qualified homeowner or tenant during the tax year, you may be eligible for a property tax deduction or property tax credit. See instructions on

page 32 to determine if you qualify. If you qualify, complete Line 5 as follows:

Box 5a. Enter in Box 5a your property taxes (or 18% of rent) due and paid during 2013 on your qualified residence from line 1 of Worksheet F. See page 34.

Column A (Line 5). Enter on Line 5 in Column A, your property tax deduction amount from line 2 of Worksheet F. See page 34.

Line 6 - New Jersey Taxable Income

For each column, subtract Line 5 from Line 4 and enter the result on Line 6.

Line 7 - Tax on Line 6 Amount

For each column, enter on Line 7 the amount of tax due on the income entered on Line 6. Use the Tax Table on page 52

or the Tax Rate Schedules on page 61 to calculate the amount of tax due.

If you are not eligible for a property tax benefit, and you are completing only Column B of Schedule A, the amount on Line 7, Column B should be the same as the amount you entered on Line 39, Form NJ-1040.

Line 8 - Allowable Credit

For each column, multiply the amount on Line 7 by the percentage on Line 3 and enter the result on Line 8.

Line 9 - Credit for Taxes Paid to Other Jurisdiction

Enter in Box 9a the total amount of income or wage tax paid to the other jurisdiction(s) on the amount of income shown on Line 1. Enter the total tax liability to the other jurisdiction from the

Schedule A - continued

other jurisdiction's tax return. If the other jurisdiction does not require the filing of a tax return, Box 9a of Schedule A may be the taxes withheld for the jurisdiction.

If you adjusted the income on Line 1 of this Schedule A because you had income taxed by more than one jurisdiction, enter only the tax paid on the adjusted amount shown on this Schedule (see example on page 41).

For each column, enter on Line 9 the lesser of Line 8, Allowable Credit, or the amount in Box 9a, amount of income or wage tax paid to the other jurisdiction(s) on the income shown on Line 1, Schedule A.

If you are eligible for a property tax deduction or credit, complete Worksheet I on page 43. Part-year residents see instructions on page 6.

If you are not eligible for a property tax deduction or credit, enter the amount from Line 9, Column B, Schedule A on Line 41, Form NJ-1040 and make no entry on Lines 37c or Line 49, Form NJ-1040. If you completed more than one Schedule A, total the amounts from Line 9, Column B of all Schedule As and enter on Line 41.

For more information on claiming a credit for taxes paid to another jurisdiction, refer to Tax Topic Bulletins GIT-3W, *Credit for Taxes Paid to Other Jurisdictions (Wage Income)*, and GIT-3B, *Credit for Taxes Paid to Other Jurisdictions (Business/Nonwage Income)*.


Schedule B - Disposition of Property

Your portion of the gain or loss derived from the disposition of property owned by a sole proprietorship, partnership, an estate or trust or, in general, an S corporation is reportable as net profits from business on Line 17, distributive share of partnership income on Line 20, income from estates and trusts on Line 25, or net pro rata share of S corporation income on Line 21. For information regarding grantor trusts, see the reporting instructions for Line 25 on page 24.

Use Schedule B to report all other capital gains and income from the sale or exchange of any property. In arriving at your gain, you may deduct expenses of the sale and your basis in the property. The basis to be used for computing gain or loss is the cost or adjusted basis determined for Federal income tax purposes.

New Jersey income tax law has uncoupled from certain changes in Federal depreciation and expense deduction limits. A New Jersey depreciation adjustment may be required for assets placed in service on or after January 1, 2004. Complete the Gross Income Tax Depreciation Adjustment Worksheet GIT-DEP to calculate the adjustment.

The New Jersey allowable IRC Section 199 deduction must be calculated on Form 501-GIT, Domestic Production Activities Deduction. The result should be taken into consideration in calculating the gain or loss on disposition of applicable property.

TAX TIP  If you had an interest in a partnership, a sole proprietorship, or an S corporation which sold or disposed of virtually all of its assets in conjunction with the **complete liquidation** of the entity, then your portion of the gain or loss from the entity's sale or disposition of its assets must be reported as net gains or income from the disposition of property.

If you sold an interest in a partnership, a sole proprietorship, or rental property, you may be required to use a New Jersey adjusted basis. If you sold shares in an S corporation, you **must** use your New Jersey adjusted basis. The gain or loss from your sale or liquidation of a sole proprietorship, a partnership interest, or shares of S corporation stock must be reported as net gains or income from disposition of property on Schedule B.

For information on calculating your New Jersey adjusted basis and your New Jersey reportable gain or loss, refer to rules N.J.A.C. 18:35-1(c)5 (trade or business property), 18:35-1.3(d)2 (partnerships), or 18:35-1.5(k) (S corporations) and Tax Topic Bulletin GIT-9P, *Income From*

Partnerships, or GIT-9S, *Income From S Corporations*.

All gains derived from installment sales must be reported in the same year as reported for Federal income tax purposes. If the New Jersey basis differs from the Federal basis, a New Jersey installment sale calculation must be made and the New Jersey gain must be reported.

If the spaces provided are not sufficient, enclose a statement with the return listing any additional transactions along with Schedule B.

Sale of a Principal Residence. If you sell your principal residence, you may qualify to exclude up to \$250,000 (\$500,000 for certain married/civil union couples filing a joint return) of any gain from your income. Capital gain is computed in the same manner as for Federal income tax purposes. Any amount that is taxable for Federal purposes is taxable for New Jersey purposes.

You can claim the exclusion if, during the 5-year period ending on the date of the sale, you have:

1. Owned the home for at least 2 years (the ownership test); **and**
2. Lived in the home as your principal residence for at least 2 years (the use test).

NOTE: If you owned and used the property as your principal residence for less than 2 years, and you qualify for a reduced exclusion for Federal purposes, you may claim a reduced exclusion for New Jersey purposes.

You can exclude up to \$250,000 (\$500,000 for certain married/civil union couples filing a joint return) of gain from the sale of your principal residence if **both 1 and 2** below apply.

1. Neither you nor your spouse/civil union partner if filing a joint return is excluding gain from the sale of another home.
2. You or your spouse/civil union partner if filing a joint return owned and lived

continued

Schedule B - continued

in the home for periods adding up to at least 2 years within the 5-year period ending on the date of sale.

If you are a married/civil union couple, filing a joint return, **both** you and your spouse/civil union partner must meet the use test to qualify for the \$500,000 exclusion.

If only one spouse/civil union partner meets the ownership and use tests, the qualified spouse/civil union partner can exclude up to \$250,000 of the gain when filing either a joint return or a married/CU partner, filing separate return.

You cannot exclude the gain on the sale of your principal residence if, during the 2-year period ending on the date of the sale, you sold another home at a gain and excluded all or part of that gain. If you cannot exclude the gain, you must include it in your income and complete Schedule B. However, you can claim a reduced exclusion if you sold the home due to a change in health or place of employment and you qualify for a reduced exclusion for Federal purposes.

Line 1 - List of Transactions

List at Line 1, Schedule B any New Jersey taxable transaction(s) as reported on your Federal Schedule D, indicating the gain or loss for each transaction in Column f. In listing the gain or loss on disposition of rental property, the New Jersey adjustment from the Gross Income Tax Depreciation Adjustment Worksheet GIT-DEP, Part 1, line 6 must be taken into consideration. Be sure to retain the completed worksheet for your records.

Do not include gains or losses from the sale of exempt obligations. For more information on tax-exempt obligations, see Tax Topic Bulletin GIT-5, *Exempt Obligations*.

The Gross Income Tax Act does not distinguish between active and passive losses, nor does it authorize carryback or carryforward of such losses when reporting income on Form NJ-1040. You may deduct Federal passive losses in full in the year incurred against any gain within the **same category** of income, but only in the year that it occurred.

Line 2 - Capital Gains Distributions

Enter on Line 2 the total amount of all capital gains distributions from your Form 1099-DIV(s) or similar statement(s). Do not include capital gains from a "New Jersey Qualified Investment Fund" which are attributable to qualified exempt obligations or gains from mutual funds to the extent attributable to Federal obligations. For more information on "New Jersey Qualified Investment Funds," see page 20.

Line 3 - Other Net Gains

Enter on Line 3 the total amount of net gains or income less net losses from disposition of property not included on Lines 1 or 2 of Schedule B.

Line 4 - Net Gains

Enter on Line 4 the total of the amounts listed on Line 1, Column f and Lines 2 and 3, netting gains with losses. Enter this amount on Line 18, Form NJ-1040. If the netted amount is a loss, enter zero here and make no entry on Line 18, Form NJ-1040.

2013 Schedule NJ-BUS-1**Schedule NJ-BUS-1
Business Income
Summary Schedule****Part I - Net Profits From
Business**

Use Part I to report the net profits or loss from every business, trade, or profession in which you were engaged. If the spaces provided are not sufficient, enclose a statement with the return listing any additional businesses and the related profit or loss along with Schedule NJ-BUS-1.

To determine your New Jersey profit or loss, first complete a Federal Schedule C (or Schedule C-EZ or F) for each business. Use the same accounting method (cash or accrual) that you used for Federal income tax purposes.

To comply with New Jersey income tax law you must make the following adjustments to your Federal Schedule C (or C-EZ or F):

1. Add any amount you deducted for taxes based on income.
2. Subtract interest you reported on Federal Schedule C (or C-EZ or F) which is exempt for New Jersey purposes but taxable for Federal purposes.
3. Add interest not reported on Federal Schedule C (or C-EZ or F) from states or political subdivisions outside of New Jersey which is exempt for Federal purposes.
4. Deduct the remaining 50% of meal and entertainment expenses (that were disallowed on the Federal return).
5. Deduct your qualified contributions to a self-employed 401(k) plan. Contributions to a plan in excess of the Federal limits, which are not an allowable deduction for Federal tax purposes, are also not deductible for New Jersey purposes.
6. Add interest and dividends derived in the conduct of a trade or business.
7. Add or subtract income or losses derived in the conduct of a trade or business from rentals, royalties, patents, or copyrights.
8. Add or subtract gains or losses from the sale, exchange, or other disposition of the trade or business's property.
9. Add or subtract the net adjustment from the Gross Income Tax Depreciation Adjustment Worksheet GIT-DEP, Part 1, line 7. Be sure to

continued

Schedule NJ-BUS-1 - continued

retain the completed worksheet for your records.

10. Subtract the New Jersey allowable IRC Section 199 deduction, which must be calculated on Form 501-GIT, Domestic Production Activities Deduction.

Sole proprietors engaged in providing “primary care” medical and/or dental services at a qualified practice located in or within five miles of a designated Health Enterprise Zone (HEZ) may qualify for a deduction on Line 33. For information on eligibility requirements and how to calculate the HEZ deduction, see Division Technical Bulletin TB-56.

Anyone engaged in a business, trade, profession, or occupation in New Jersey must register with the State for tax purposes by filing a Business Registration Application, Form NJ-REG. Form NJ-REG may be filed online through the Division of Revenue and Enterprise Services’ NJ Business Gateway Services at: www.state.nj.us/treasury/revenue/.

Lines 1-3

Business Name. Enter the name of each business as listed on Federal Schedule C (or C-EZ or F).

Social Security Number/Federal EIN. Enter the social security number or Federal employer identification number of each business.

Profit or (Loss). Enter the profit or (loss) for each business as adjusted for New Jersey purposes.

Line 4

Add the amounts in the “Profit or (Loss)” column and enter the total on Line 4, netting profits with losses. Enter this amount on Line 17, Form NJ-1040. **If the netted amount is a loss**, make no entry on Line 17.

Part II - Distributive Share of Partnership Income

Use Part II to report your share of income or loss derived from partnership(s),

whether or not the income was actually distributed. If the spaces provided are not sufficient, enclose a statement with the return listing any additional partnerships and the related income or loss along with Schedule NJ-BUS-1.

For detailed information regarding reporting partnership income or loss, including adjustments to the amount reported in Part II, see Tax Topic Bulletin GIT-9P, *Income From Partnerships*.

Lines 1-3

Partnership Name. Enter the name of each partnership as listed on Schedule NJK-1 (or Federal Schedule K-1).

Federal EIN. Enter the Federal employer identification number of each partnership.

Share of Partnership Income or (Loss). Enter your share of income or (loss) as reported to you by each partnership on Schedule NJK-1. The appropriate amount to enter appears on the schedule in column A of the line labeled “Distributive Share of Partnership Income.”

If you did not receive a Schedule NJK-1, you must enclose a copy of the Federal Schedule K-1 and complete Reconciliation Worksheet A contained in Tax Topic Bulletin GIT-9P, *Income From Partnerships*. Be sure to retain the completed worksheet for your records.

Line 4

Add the amounts in the “Share of Partnership Income or (Loss)” column and enter the total on Line 4, netting income with losses. Enter this amount on Line 20, Form NJ-1040. **If the netted amount is a loss**, make no entry on Line 20.

Part III - Net Pro Rata Share of S Corporation Income

Use Part III to report the amount of your net pro rata share of S corporation income or loss, whether or not the income was actually distributed. If the spaces provided are not sufficient, enclose a statement with the return listing any additional S corporations and the related income or loss along with Schedule NJ-BUS-1.

For detailed information regarding the reporting of S corporation income, see Tax Topic Bulletin GIT-9S, *Income From S Corporations*.

Lines 1-3

S Corporation Name. Enter the name of each S corporation as listed on Schedule NJ-K-1 (or Federal Schedule K-1).

Federal EIN. Enter the Federal employer identification number of each S corporation.

Pro Rata Share of S Corporation Income or (Loss). Enter your share of each S corporation’s income or (loss) as reported to you by the S corporation(s) on Schedule NJ-K-1.

If you did not receive a Schedule NJ-K-1, you must enclose a copy of the Federal Schedule K-1 and complete Reconciliation Worksheet B contained in Tax Topic Bulletin GIT-9S, *Income From S Corporations*. Be sure to retain the completed worksheet for your records.

Line 4

Add the amounts in the “Pro Rata Share of S Corporation Income or (Loss)” column and enter the total on Line 4, netting income with losses. Enter this amount on Line 21, Form NJ-1040. **If the netted amount is a loss**, make no entry on Line 21.

Part IV - Net Gains or Income From Rents, Royalties, Patents, and Copyrights

Your portion of net gains or losses derived from rents, royalties, patents, and copyrights from property owned by a sole proprietorship, partnership, an estate or trust or, in general, an S corporation is reportable as net profits from business in Part I, distributive share of partnership income in Part II, net pro rata share of S corporation income in Part III, or income from estates and trusts on Line 25, Form NJ-1040. For information regarding grantor trusts see the reporting instructions for Line 25 on page 24.

Schedule NJ-BUS-1 - continued

Use Part IV to report all other net gains or income less net losses from rents, royalties, patents, and copyrights. If the spaces provided are not sufficient, enclose a statement with the return listing any additional property and income or loss along with Schedule NJ-BUS-1.

New Jersey income tax law has uncoupled from certain changes in Federal depreciation and expense deduction limits. A New Jersey depreciation adjustment may be required for assets placed in service on or after January 1, 2004. Complete the Gross Income Tax Depreciation Adjustment Worksheet GIT-DEP to calculate the adjustment.

The New Jersey allowable IRC Section 199 deduction must be calculated on Form 501-GIT, Domestic Production Activities Deduction. The result should be taken into

consideration in calculating the net gain, income, or loss resulting from the rental of applicable property.

The Gross Income Tax Act does not distinguish between active and passive losses, nor does it authorize carryback or carryforward of such losses when reporting income on Form NJ-1040. Thus, you may deduct Federal passive losses in full in the year incurred against any gain within the **same category** of income.

Lines 1-3

Source of Income or Loss. Enter the property name or description. If the property is rental real estate, enter the physical address of the property.

Social Security Number/Federal EIN. Enter the social security number or Federal employer identification number for each income source.

Type. Enter the number that corresponds with the type of property. For example, if you received royalty income, enter "2."

Income or (Loss). Enter the gain or (loss) for each type of property. For rentals, in listing the income or loss for each rental property as determined on your Federal Schedule E, the New Jersey adjustments from the Gross Income Tax Depreciation Adjustment Worksheet GIT-DEP, Part 1, lines 4 and 5 must be taken into consideration. Be sure to retain the completed worksheet for your records.

Line 4

Add the amounts in the "Income or (Loss)" column and enter the total on Line 4, netting gains with losses. Enter this amount on Line 22, Form NJ-1040. **If the netted amount is a loss, make no entry on Line 22.**

Assembling Your Return

Be sure to check the following before mailing your completed return:

- ♦ **Check** your math.
- ♦ **Sign and date your return (or property tax credit application).** Both spouses/civil union partners must sign a joint return.
- ♦ **Enclose** all supporting documents and schedules with the return including:
 - W-2(s)
 - 1099-R(s) and 1099-MISC(s) that indicate NJ withholdings
 - If applicable, New Jersey Form(s): Schedules A, B, NJ-BUS-1 and NJ-BUS-2, NJ-630, NJ-2210, NJ-2440, NJ-2450, GIT-317, Schedule NJK-1 (or copy of Federal Schedule K-1, Form 1065), Schedule NJ-K-1 (or copy of Federal Schedule K-1, Form 1120S), Schedule NJK-1, Form NJ-1041 (or copy of Federal Schedule K-1, Form 1041)
 - Proof of age and/or disability the first time you claim the exemption(s) on your return or property tax credit application
 - Copy of your New Jersey Certificate of Domestic Partnership the first time you claim the exemption on your return or property tax credit application
 - If applicable, death certificate of a deceased taxpayer
 - Copy of Federal tax return to document income below the minimum filing threshold for the entire year for a part-year resident
 - If applicable, copy of Federal Form(s):

Schedule B for interest over \$1,500	Form 4868 for filing under a Federal extension
Schedule C, C-EZ, or F for business income	Form 8283 for Qualified Conservation Contributions
Form 2106 for employee business expenses	Form 8853 for Archer MSA contributions
Form 3903 for moving expenses	
- ♦ **Balance due.** Complete the Payment Voucher, Form NJ-1040-V, and return it with your payment if paying by check or money order. Write your social security number on your check or money order. If you pay your taxes by check or money order, enter the amount of your payment in the boxes below the signature line on the front of the return. If paying by e-check or credit card, do not include the payment voucher, and do not enter the amount of your payment on the front of the return.
- ♦ **Use the return envelope** to mail Form NJ-1040 or NJ-1040-H with related enclosures, payment voucher, and check or money order. **Send only one return or property tax credit application per envelope.** On the flap of the envelope you will find two address labels. Choose the label that applies.
- ♦ **Keep a copy** of your return and all supporting documents or schedules.

Use of Form NJ-1040-H

If you were either a homeowner or a tenant and you meet the eligibility requirements for a property tax credit (see page 32), you qualify for a credit in the amount of \$50 (\$25 if you and your spouse/civil union partner file separate returns but maintain the same principal residence).

USE Form NJ-1040-H to apply for the credit only if you:

- ◆ Were 65 years of age or older, blind, or disabled on the last day of the tax year, and
- ◆ Have not filed and will not file a 2013 New Jersey resident income tax return (Form NJ-1040), and
- ◆ Had New Jersey gross income for 2013 of \$20,000 or less (\$10,000 or less if filing status is single or married/CU partner, filing separate return), and
- ◆ Did **not** own your principal residence in New Jersey on October 1, 2013.

DO NOT USE Form NJ-1040-H if you:

- ◆ Have filed or will file a New Jersey resident income tax return (Form NJ-1040), or
- ◆ Owned your principal residence in New Jersey on October 1, 2013, or
- ◆ Were under age 65 and not blind or disabled on the last day of the 2013 tax year, or
- ◆ Had New Jersey gross income for 2013 of more than \$20,000 (more than \$10,000 if filing status is single or married/CU partner, filing separate return).

Homeowner on October 1, 2013.

Form NJ-1040-H is not a Homestead Benefit Application. If you were a homeowner on October 1, 2013, and meet the eligibility requirements, your property tax credit will automatically be included with your homestead benefit, provided you file the homestead benefit application.

When to File

Residents have until April 15, 2014, to file Form NJ-1040-H for 2013.

Identification Section

Name and Address

Place the peel-off label from the front of this booklet in the name and address section at the top of the application. **Do not use the label if any of the information is incorrect.** If your label contains inaccurate information or you do not have a label, print or type your name (last name first), complete address, and zip code in the spaces provided. Also include your spouse's/civil union partner's name if filing jointly.

New for 2013

Fill in the "Change of Address" oval if your address has changed since you last filed a New Jersey return or if any of the address information on your label is incorrect.

Social Security Number

Your social security number(s) is not printed on your name and address label. **You must enter your social security number(s)** in the space provided on the application, one digit in each box. If your filing status is married/CU couple, filing joint return, remember to report both filers' numbers in the order in which the names are listed on the application.

If you (or your spouse/civil union partner) do not have a social security number, see "Social Security Number" on page 14 for more information.

County/Municipality Code

Enter your four-digit county/municipality code, one digit in each box, from the table on page 50. This code identifies the county and municipality of your current residence. The county and municipality codes in these instructions are for Division of Taxation purposes only.

If the local name of the place where you live is not listed, go to www.state.nj.us/infobank/locality.htm for a listing of local

names in the State and the county and municipality in which they are located.

Filing Status (Lines 1–5)

You must use the same filing status on your property tax credit application as you would have used if you had filed a New Jersey income tax return (Form NJ-1040). Indicate the appropriate filing status. Fill in only **one** oval. For more information on determining your filing status, see *Filing Status* on page 14.

NJ Residency Status (Line 6)

If you were a New Jersey resident for only part of the taxable year, list the month, day, and year your residency began and the month, day, and year it ended. List all months as two-digit numbers with the digits 01 for January, 02 for February, 03 for March, etc. Enter the correct number for the beginning and ending months directly in the boxes containing the letter "M," one digit in each box.

List the days of the months as two-digit numbers beginning with the digits 01 for the first day of the month and ending with the digits 31 for the last day of the month. Enter the correct number for the beginning and ending dates directly in the boxes containing the letter "D," one digit in each box.

Calendar year filers should enter the number 13 for the year directly in the boxes containing the letter "Y," one digit in each box. Fiscal year filers should enter the appropriate year in the "Y" boxes.

Application Section

Age 65 or Older, Blind, or Disabled (Lines 7a and 7b)

Line 7a — Age 65 or Older. Indicate whether you were 65 or older on the last day of the 2013 tax year. Fill in the appropriate oval to the right of "Yourself." If your filing status is married/CU couple, filing joint return, fill in the appropriate oval to the right of "Spouse/CU partner."

Proof of Age. The first time you (or your spouse/civil union partner) file a property tax credit application and indicate that

Application Section - continued

you (or your spouse/civil union partner) are 65 years of age or older *you must enclose proof of age such as a copy of a birth certificate, driver's license, or church records.*

Line 7b — Blind or Disabled. Indicate whether you were eligible to claim a personal exemption as a blind or disabled taxpayer on the last day of the 2013 tax year. Fill in the appropriate oval to the right of "Yourself." If your filing status is married/CU couple, filing joint return, fill in the appropriate oval to the right of "Spouse/CU partner."

Proof of Disability. Disabled means total and permanent inability to engage in any substantial gainful activity because of any physical or mental impairment, including blindness. The first time you (or your spouse/civil union partner) file a property tax credit application and indicate that you (or your spouse/civil union partner) are blind or disabled *you must enclose a copy of the doctor's certificate or other medical records evidencing legal blindness or total and permanent disability.* This information need not be submitted each year provided there is no change in your condition.

Fill in the "Yes" ovals **only if you or your spouse/civil union partner meet the qualifications**; they do not apply to your dependents or domestic partner.

If you answer "No" to the questions at Line 7a and Line 7b for both yourself and your spouse/CU partner, do not file Form NJ-1040-H. If you were under age 65 and not blind or disabled on December 31, 2013, and you had New Jersey gross income for the entire year of more than \$20,000 (more than \$10,000 if filing status is single or married, CU partner, filing separate return), you must file Form NJ-1040 to claim either a property tax deduction or credit. If your New Jersey gross income was \$20,000 or less (\$10,000 or less if filing status is single or married, CU partner, filing separate return), *you are not eligible for a property tax credit.*

Homeowner on October 1, 2013 (Line 8)

If you owned and occupied a home in New Jersey that was your principal residence on October 1, 2013, and property taxes were paid on that dwelling, fill in "Yes." **If you answer "Yes" here, do not file Form NJ-1040-H.** If you are eligible and file for a 2013 homestead benefit, your property tax credit will automatically be included with your homestead benefit. Information about the 2013 homestead benefit will be posted on the Division's website (www.state.nj.us/treasury/taxation/) as it becomes available. Or you can call 1-888-238-1233.

Homeowner or Tenant During 2013 (Line 9)

Indicate whether at any time during 2013 you *either* owned or rented a dwelling in New Jersey that you occupied as your principal residence on which property taxes or rent were paid. **Fill in only one oval** to indicate whether during 2013 you were a homeowner, a tenant, both a homeowner and a tenant, or *neither* a homeowner nor a tenant. If you were a homeowner or a tenant (or both), you may be asked to provide proof of property taxes or rent paid on your principal residence at a later time.

If you answer "Neither" here, you are not eligible for a property tax credit. Do not file Form NJ-1040-H.

Line 10 - Gross Income


Enter on Line 10 the same income as you would have reported on Line 28 of your 2013 New Jersey income tax return (Form NJ-1040) if you had filed the return. **Part-year residents must enter their income from all sources for the entire year.**

NOTE: Social Security and Railroad Retirement benefits are exempt from New Jersey income tax and should not be reported as income on Line 10.

Do not complete Form NJ-1040-H if the amount on Line 10 is more than \$20,000 (more than \$10,000 if filing status is single or married/CU partner, filing separate return). You must file a New Jersey income tax return and claim either a property tax deduction or a property tax credit on Form NJ-1040.

Signatures

Sign and date your property tax credit application in ink. Both husband and wife/civil union partners must sign a joint application. The signature(s) on the form you file must be original; photocopied signatures are not acceptable. An application without the proper signatures cannot be processed and will be returned to you. This may result in a delay in payment of your property tax credit.

TAX TIP  Fill in the oval below the signature line and enclose a copy of the decedent's death certificate only if you want the check to be issued to the decedent's surviving spouse/civil union partner or estate. See page 11.

For information about authorizing the Division of Taxation to discuss your return and enclosures with your paid preparer, see "Preparer Authorization" on page 13.

Where to Send Your Application

Use the return envelope to file Form NJ-1040-H. **Send only one application per envelope.** Use the return address label located on the flap of the envelope addressed to:

STATE OF NEW JERSEY
DIVISION OF TAXATION
REVENUE PROCESSING CENTER – REFUNDS
PO Box 555
TRENTON NJ 08647-0555

Enter the appropriate four-digit number in the boxes below the social security number boxes on Form NJ-1040 and Form NJ-1040-H. These codes are for Division of Taxation purposes only. If the place where you live is not listed, see instructions on page 14.

Municipality	Code	Municipality	Code	Municipality	Code	Municipality	Code
ATLANTIC COUNTY							
Absecon City	0101	Ridgewood Village	0251	Gibbsboro Borough	0413	Nutley Township	0716
Atlantic City	0102	River Edge Borough	0252	Gloucester City	0414	Orange City	0717
Brigantine City	0103	River Vale Township	0253	Gloucester Township	0415	Roseland Borough	0718
Buena Borough	0104	Rochelle Park Township	0254	Haddon Township	0416	South Orange Village Twp.	0719
Buena Vista Township	0105	Rockleigh Borough	0255	Haddonfield Borough	0417	Verona Township	0720
Corbin City	0106	Rutherford Borough	0256	Haddon Heights Borough	0418	West Caldwell Township	0721
Egg Harbor City	0107	Saddle Brook Township	0257	Hi-Nella Borough	0419	West Orange Township	0722
Egg Harbor Township	0108	Saddle River Borough	0258	Laurel Springs Borough	0420		
Estell Manor City	0109	South Hackensack Twp.	0259	Lawnside Borough	0421	GLOUCESTER COUNTY	
Folsom Borough	0110	Teaneck Township	0260	Lindenwold Borough	0422	Clayton Borough	0801
Galloway Township	0111	Tenafly Borough	0261	Magnolia Borough	0423	Deptford Township	0802
Hamilton Township	0112	Teterboro Borough	0262	Merchantville Borough	0424	East Greenwich Township	0803
Hammonton Town	0113	Upper Saddle River Bor.	0263	Mount Ephraim Borough	0425	Elk Township	0804
Linwood City	0114	Waldwick Borough	0264	Oaklyn Borough	0426	Franklin Township	0805
Longport Borough	0115	Wallington Borough	0265	Pennsauken Township	0427	Glassboro Borough	0806
Margate City	0116	Washington Township	0266	Pine Hill Borough	0428	Greenwich Township	0807
Mullica Township	0117	Westwood Borough	0267	Pine Valley Borough	0429	Harrison Township	0808
Northfield City	0118	Woodcliff Lake Borough	0268	Runnemedede Borough	0430	Logan Township	0809
Pleasantville City	0119	Wood-Ridge Borough	0269	Somerdale Borough	0431	Mantua Township	0810
Port Republic City	0120	Wyckoff Township	0270	Stratford Borough	0432	Monroe Township	0811
Somers Point City	0121			Tavistock Borough	0433	National Park Borough	0812
Ventnor City	0122	BURLINGTON COUNTY		Voorhees Township	0434	Newfield Borough	0813
Weymouth Township	0123	Bass River Township	0301	Waterford Township	0435	Paulsboro Borough	0814
		Beverly City	0302	Winslow Township	0436	Pitman Borough	0815
		Bordentown City	0303	Woodlynne Borough	0437	South Harrison Township	0816
		Bordentown Township	0304			Swedesboro Borough	0817
		Burlington City	0305	CAPE MAY COUNTY			
		Burlington Township	0306	Avalon Borough	0501	Washington Township	0818
		Chesterfield Township	0307	Cape May City	0502	Wenonah Borough	0819
		Cinnaminson Township	0308	Cape May Point Borough	0503	West Deptford Township	0820
		Delanco Township	0309	Dennis Township	0504	Westville Borough	0821
		Delran Township	0310	Lower Township	0505	Woodbury City	0822
		Eastampton Township	0311	Middle Township	0506	Woodbury Heights Bor.	0823
		Edgewater Park Township	0312	North Wildwood City	0507	Woolwich Township	0824
		Evesham Township	0313	Ocean City	0508		
		Fieldsboro Borough	0314	Sea Isle City	0509	HUDSON COUNTY	
		Florence Township	0315	Stone Harbor Borough	0510	Bayonne City	0901
		Hainesport Township	0316	Upper Township	0511	East Newark Borough	0902
		Lumberton Township	0317	West Cape May Borough	0512	Guttenberg Town	0903
		Mansfield Township	0318	West Wildwood Borough	0513	Harrison Town	0904
		Maple Shade Township	0319	Wildwood City	0514	Hoboken City	0905
		Medford Township	0320	Wildwood Crest Borough	0515	Jersey City	0906
		Medford Lakes Borough	0321	Woodbine Borough	0516	Kearny Town	0907
		Moorestown Township	0322			North Bergen Township	0908
		Mount Holly Township	0323	CUMBERLAND COUNTY			
		Mount Laurel Township	0324	Bridgeton City	0601	Secaucus Town	0909
		New Hanover Township	0325	Commercial Township	0602	Union City	0910
		North Hanover Township	0326	Deerfield Township	0603	Weehawken Township	0911
		Palmyra Borough	0327	Downe Township	0604	West New York Town	0912
		Pemberton Borough	0328	Fairfield Township	0605		
		Pemberton Township	0329	Greenwich Township	0606	HUNTERDON COUNTY	
		Riverside Township	0330	Hopewell Township	0607	Alexandria Township	1001
		Riverton Borough	0331	Lawrence Township	0608	Bethlehem Township	1002
		Shamong Township	0332	Maurice River Township	0609	Bloomsbury Borough	1003
		Southampton Township	0333	Millville City	0610	Califon Borough	1004
		Springfield Township	0334	Shiloh Borough	0611	Clinton Town	1005
		Tabernacle Township	0335	Stow Creek Township	0612	Clinton Township	1006
		Washington Township	0336	Upper Deerfield Twp.	0613	Delaware Township	1007
		Westampton Township	0337	Vineland City	0614	East Amwell Township	1008
		Willingboro Township	0338			Flemington Borough	1009
		Woodland Township	0339	ESSEX COUNTY			
		Wrightstown Borough	0340	Belleville Township	0701	Franklin Township	1010
				Bloomfield Township	0702	Frenchtown Borough	1011
		CAMDEN COUNTY		Caldwell Borough Twp.	0703	Glen Gardner Borough	1012
		Audubon Borough	0401	Cedar Grove Township	0704	Hampton Borough	1013
		Audubon Park Borough	0402	East Orange City	0705	High Bridge Borough	1014
		Barrington Borough	0403	Essex Fells Twp.	0706	Holland Township	1015
		Bellmawr Borough	0404	Fairfield Township	0707	Kingwood Township	1016
		Berlin Borough	0405	Glen Ridge Bor. Twp.	0708	Lambertville City	1017
		Berlin Township	0406	Irvington Township	0709	Lebanon Borough	1018
		Brooklawn Borough	0407	Livingston Township	0710	Lebanon Township	1019
		Camden City	0408	Maplewood Township	0711	Milford Borough	1020
		Cherry Hill Township	0409	Millburn Township	0712	Raritan Township	1021
		Chesilhurst Borough	0410	Montclair Township	0713	Readington Township	1022
		Clementon Borough	0411	Newark City	0714	Stockton Borough	1023
		Collingswood Borough	0412	North Caldwell Bor.	0715	Tewksbury Township	1024
						Union Township	1025
						West Amwell Township	1026

Enter the appropriate four-digit number in the boxes below the social security number boxes on Form NJ-1040 and Form NJ-1040-H. These codes are for Division of Taxation purposes only. If the place where you live is not listed, see instructions on page 14.

Municipality	Code	Municipality	Code	Municipality	Code	Municipality	Code
MERCER COUNTY		Monmouth Beach Borough	1334	Lavallette Borough	1516	Watchung Borough	1821
East Windsor Township	1101	Neptune City Borough	1336	Little Egg Harbor Twp.	1517	SUSSEX COUNTY	
Ewing Township	1102	Neptune Township	1335	Long Beach Township	1518	Andover Borough	1901
Hamilton Township	1103	Ocean Township	1337	Manchester Township	1519	Andover Township	1902
Hightstown Borough	1104	Oceanport Borough	1338	Mantoloking Borough	1520	Branchville Borough	1903
Hopewell Borough	1105	Red Bank Borough	1339	Ocean Gate Borough	1522	Byram Township	1904
Hopewell Township	1106	Roosevelt Borough	1340	Ocean Township	1521	Frankford Township	1905
Lawrence Township	1107	Rumson Borough	1341	Pine Beach Borough	1523	Franklin Borough	1906
Pennington Borough	1108	Sea Bright Borough	1342	Plumsted Township	1524	Fredon Township	1907
Princeton	1114	Sea Girt Borough	1343	Point Pleasant Borough	1525	Green Township	1908
Robbinsville Township	1112	Shrewsbury Borough	1344	Pt. Pleasant Beach Bor.	1526	Hamburg Borough	1909
Trenton City	1111	Shrewsbury Township	1345	Seaside Heights Borough	1527	Hampton Township	1910
West Windsor Township	1113	Spring Lake Borough	1347	Seaside Park Borough	1528	Hardyston Township	1911
MIDDLESEX COUNTY		Spring Lake Heights Bor.	1348	Ship Bottom Borough	1529	Hopatcong Borough	1912
Carteret Borough	1201	Tinton Falls Borough	1349	South Toms River Bor.	1530	Lafayette Township	1913
Cranbury Township	1202	Union Beach Borough	1350	Stafford Township	1531	Montague Township	1914
Dunellen Borough	1203	Upper Freehold Township	1351	Surf City Borough	1532	Newton Town	1915
East Brunswick Township	1204	Wall Township	1352	Toms River Township	1508	Ogdensburg Borough	1916
Edison Township	1205	West Long Branch Boro	1353	Tuckerton Borough	1533	Sandyston Township	1917
Helmetta Borough	1206	MORRIS COUNTY		PASSAIC COUNTY		Sparta Township	1918
Highland Park Borough	1207	Boonton Town	1401	Bloomington Borough	1601	Stanhope Borough	1919
Jamesburg Borough	1208	Boonton Township	1402	Clifton City	1602	Stillwater Township	1920
Metuchen Borough	1209	Butler Borough	1403	Haledon Borough	1603	Sussex Borough	1921
Middlesex Borough	1210	Chatham Borough	1404	Hawthorne Borough	1604	Vernon Township	1922
Milltown Borough	1211	Chatham Township	1405	Little Falls Township	1605	Walpack Township	1923
Monroe Township	1212	Chester Borough	1406	North Haledon Borough	1606	Wantage Township	1924
New Brunswick City	1213	Chester Township	1407	Passaic City	1607	UNION COUNTY	
North Brunswick Twp.	1214	Denville Township	1408	Paterson City	1608	Berkeley Heights Twp.	2001
Old Bridge Township	1215	Dover Town	1409	Pompton Lakes Borough	1609	Clark Township	2002
Perth Amboy City	1216	East Hanover Township	1410	Prospect Park Borough	1610	Cranford Township	2003
Piscataway Township	1217	Florham Park Borough	1411	Ringwood Borough	1611	Elizabeth City	2004
Plainsboro Township	1218	Hanover Township	1412	Totowa Borough	1612	Fanwood Borough	2005
Sayreville Borough	1219	Harding Township	1413	Wanaque Borough	1613	Garwood Borough	2006
South Amboy City	1220	Jefferson Township	1414	Wayne Township	1614	Hillside Township	2007
South Brunswick Twp.	1221	Kinnelon Borough	1415	West Milford Township	1615	Kenilworth Borough	2008
South Plainfield Bor.	1222	Lincoln Park Borough	1416	Woodland Park Borough	1616	Linden City	2009
South River Borough	1223	Long Hill Township	1430	SALEM COUNTY		Mountainside Borough	2010
Spotswood Borough	1224	Madison Borough	1417	Alloway Township	1701	New Providence Borough	2011
Woodbridge Township	1225	Mendham Borough	1418	Carneys Point Township	1702	Plainfield City	2012
MONMOUTH COUNTY		Mendham Township	1419	Elmer Borough	1703	Rahway City	2013
Aberdeen Township	1301	Mine Hill Township	1420	Elsinboro Township	1704	Roselle Borough	2014
Allenhurst Borough	1302	Montville Township	1421	Lower Alloways Crk. Twp.	1705	Roselle Park Borough	2015
Allentown Borough	1303	Morris Plains Borough	1423	Mannington Township	1706	Scotch Plains Township	2016
Asbury Park City	1304	Morris Township	1422	Oldmans Township	1707	Springfield Township	2017
Atlantic Highlands Bor.	1305	Morristown Town	1424	Penns Grove Borough	1708	Summit City	2018
Avon-by-the-Sea Bor.	1306	Mountain Lakes Borough	1425	Pennsville Township	1709	Union Township	2019
Belmar Borough	1307	Mt. Arlington Borough	1426	Pilesgrove Township	1710	Westfield Town	2020
Bradley Beach Borough	1308	Mt. Olive Township	1427	Pittsgrove Township	1711	Winfield Township	2021
Brielle Borough	1309	Netcong Borough	1428	Quinton Township	1712	WARREN COUNTY	
Colts Neck Township	1310	Parsippany-Troy Hills Twp.	1429	Salem City	1713	Allamuchy Township	2101
Deal Borough	1311	Pequanock Township	1431	Upper Pittsgrove Twp.	1714	Alpha Borough	2102
Eatontown Borough	1312	Randolph Township	1432	Woodstown Borough	1715	Belvidere Town	2103
Englishtown Borough	1313	Riverdale Borough	1433	SOMERSET COUNTY		Blairstown Township	2104
Fair Haven Borough	1314	Rockaway Borough	1434	Bedminster Township	1801	Franklin Township	2105
Farmingdale Borough	1315	Rockaway Township	1435	Bernards Township	1802	Frelinghuysen Township	2106
Freehold Borough	1316	Roxbury Township	1436	Bernardsville Borough	1803	Greenwich Township	2107
Freehold Township	1317	Victory Gardens Borough	1437	Bound Brook Borough	1804	Hackettstown Town	2108
Hazlet Township	1318	Washington Township	1438	Branchburg Township	1805	Hardwick Township	2109
Highlands Borough	1319	Wharton Borough	1439	Bridgewater Township	1806	Harmony Township	2110
Holmdel Township	1320	OCEAN COUNTY		Far Hills Borough	1807	Hope Township	2111
Howell Township	1321	Barneget Township	1501	Franklin Township	1808	Independence Township	2112
Interlaken Borough	1322	Barneget Light Borough	1502	Green Brook Township	1809	Knowlton Township	2113
Keansburg Borough	1323	Bay Head Borough	1503	Hillsborough Township	1810	Liberty Township	2114
Keyport Borough	1324	Beach Haven Borough	1504	Manville Borough	1811	Lopatcong Township	2115
Lake Como Borough	1346	Beachwood Borough	1505	Millstone Borough	1812	Mansfield Township	2116
Little Silver Borough	1325	Berkeley Township	1506	Montgomery Township	1813	Oxford Township	2117
Loch Arbour Village	1326	Brick Township	1507	North Plainfield Borough	1814	Phillipsburg Town	2119
Long Branch City	1327	Eagleswood Township	1509	Peapack & Gladstone Bor.	1815	Pohatcong Township	2120
Manalapan Township	1328	Harvey Cedars Borough	1510	Raritan Borough	1816	Washington Borough	2121
Manasquan Borough	1329	Island Heights Borough	1511	Rocky Hill Borough	1817	Washington Township	2122
Marlboro Township	1330	Jackson Township	1512	Somerville Borough	1818	White Township	2123
Matawan Borough	1331	Lacey Township	1513	South Bound Brook Bor.	1819		
Middletown Township	1332	Lakehurst Borough	1514	Warren Township	1820		
Millstone Township	1333	Lakewood Township	1515				

2013 New Jersey Tax Table

Use this table if your New Jersey taxable income on Line 38 is less than \$100,000. If your taxable income is \$100,000 or more, you must use the Tax Rate Schedules on page 61 of this booklet.

Example: Mr. and Mrs. Evans are filing a joint return. They checked filing status “2,” married/ CU couple, filing joint return. Their taxable income on Line 38 of Form NJ-1040 is \$39,875. First they find the \$39,850–\$39,900 income line. Next, they find the column for filing status “2” and read down the column. The amount shown where the income line meets the filing status column is \$628. This is the tax amount to be entered on Line 39 of Form NJ-1040.

If Line 38 (taxable income) Is—		And Your Filing Status* Is	
At least	But Less Than	1 or 3	2, 4, or 5
		Your Tax is—	
39,800	39,850	711	627
39,850	39,900	713	628
39,900	39,950	715	629
39,950	40,000	717	630

***Filing Status:**

- 1—Single
- 2—Married/CU couple, filing joint return
- 3—Married/CU partner, filing separate return
- 4—Head of household
- 5—Qualifying widow(er)/surviving CU partner

2013 NEW JERSEY TAX TABLE (NJ-1040)

If Line 38 (New Jersey Taxable Income) Is —		And You Checked Filing Status Line —		If Line 38 (New Jersey Taxable Income) Is —		And You Checked Filing Status Line —		If Line 38 (New Jersey Taxable Income) Is —		And You Checked Filing Status Line —		If Line 38 (New Jersey Taxable Income) Is —		And You Checked Filing Status Line —	
At Least	But Less Than	1 or 3	2, 4, or 5	At Least	But Less Than	1 or 3	2, 4, or 5	At Least	But Less Than	1 or 3	2, 4, or 5	At Least	But Less Than	1 or 3	2, 4, or 5
		Your Tax Is—				Your Tax Is—				Your Tax Is—				Your Tax Is—	
				1,000				2,000				3,000			
0	50	0	0	1,000	1,050	14	14	2,000	2,050	28	28	3,000	3,050	42	42
50	100	1	1	1,050	1,100	15	15	2,050	2,100	29	29	3,050	3,100	43	43
100	150	2	2	1,100	1,150	16	16	2,100	2,150	30	30	3,100	3,150	44	44
150	200	2	2	1,150	1,200	16	16	2,150	2,200	30	30	3,150	3,200	44	44
200	250	3	3	1,200	1,250	17	17	2,200	2,250	31	31	3,200	3,250	45	45
250	300	4	4	1,250	1,300	18	18	2,250	2,300	32	32	3,250	3,300	46	46
300	350	5	5	1,300	1,350	19	19	2,300	2,350	33	33	3,300	3,350	47	47
350	400	5	5	1,350	1,400	19	19	2,350	2,400	33	33	3,350	3,400	47	47
400	450	6	6	1,400	1,450	20	20	2,400	2,450	34	34	3,400	3,450	48	48
450	500	7	7	1,450	1,500	21	21	2,450	2,500	35	35	3,450	3,500	49	49
500	550	7	7	1,500	1,550	21	21	2,500	2,550	35	35	3,500	3,550	49	49
550	600	8	8	1,550	1,600	22	22	2,550	2,600	36	36	3,550	3,600	50	50
600	650	9	9	1,600	1,650	23	23	2,600	2,650	37	37	3,600	3,650	51	51
650	700	9	9	1,650	1,700	23	23	2,650	2,700	37	37	3,650	3,700	51	51
700	750	10	10	1,700	1,750	24	24	2,700	2,750	38	38	3,700	3,750	52	52
750	800	11	11	1,750	1,800	25	25	2,750	2,800	39	39	3,750	3,800	53	53
800	850	12	12	1,800	1,850	26	26	2,800	2,850	40	40	3,800	3,850	54	54
850	900	12	12	1,850	1,900	26	26	2,850	2,900	40	40	3,850	3,900	54	54
900	950	13	13	1,900	1,950	27	27	2,900	2,950	41	41	3,900	3,950	55	55
950	1,000	14	14	1,950	2,000	28	28	2,950	3,000	42	42	3,950	4,000	56	56

2013 NEW JERSEY TAX TABLE (NJ-1040) – Continued

If Line 38 (New Jersey Taxable Income) Is —		And You Checked Filing Status Line —		If Line 38 (New Jersey Taxable Income) Is —		And You Checked Filing Status Line —		If Line 38 (New Jersey Taxable Income) Is —		And You Checked Filing Status Line —		If Line 38 (New Jersey Taxable Income) Is —		And You Checked Filing Status Line —	
At Least	But Less Than	1 or 3	2, 4, or 5	At Least	But Less Than	1 or 3	2, 4, or 5	At Least	But Less Than	1 or 3	2, 4, or 5	At Least	But Less Than	1 or 3	2, 4, or 5
		Your Tax Is—				Your Tax Is—				Your Tax Is—				Your Tax Is—	
4,000				7,000				10,000				13,000			
4,000	4,050	56	56	7,000	7,050	98	98	10,000	10,050	140	140	13,000	13,050	182	182
4,050	4,100	57	57	7,050	7,100	99	99	10,050	10,100	141	141	13,050	13,100	183	183
4,100	4,150	58	58	7,100	7,150	100	100	10,100	10,150	142	142	13,100	13,150	184	184
4,150	4,200	58	58	7,150	7,200	100	100	10,150	10,200	142	142	13,150	13,200	184	184
4,200	4,250	59	59	7,200	7,250	101	101	10,200	10,250	143	143	13,200	13,250	185	185
4,250	4,300	60	60	7,250	7,300	102	102	10,250	10,300	144	144	13,250	13,300	186	186
4,300	4,350	61	61	7,300	7,350	103	103	10,300	10,350	145	145	13,300	13,350	187	187
4,350	4,400	61	61	7,350	7,400	103	103	10,350	10,400	145	145	13,350	13,400	187	187
4,400	4,450	62	62	7,400	7,450	104	104	10,400	10,450	146	146	13,400	13,450	188	188
4,450	4,500	63	63	7,450	7,500	105	105	10,450	10,500	147	147	13,450	13,500	189	189
4,500	4,550	63	63	7,500	7,550	105	105	10,500	10,550	147	147	13,500	13,550	189	189
4,550	4,600	64	64	7,550	7,600	106	106	10,550	10,600	148	148	13,550	13,600	190	190
4,600	4,650	65	65	7,600	7,650	107	107	10,600	10,650	149	149	13,600	13,650	191	191
4,650	4,700	65	65	7,650	7,700	107	107	10,650	10,700	149	149	13,650	13,700	191	191
4,700	4,750	66	66	7,700	7,750	108	108	10,700	10,750	150	150	13,700	13,750	192	192
4,750	4,800	67	67	7,750	7,800	109	109	10,750	10,800	151	151	13,750	13,800	193	193
4,800	4,850	68	68	7,800	7,850	110	110	10,800	10,850	152	152	13,800	13,850	194	194
4,850	4,900	68	68	7,850	7,900	110	110	10,850	10,900	152	152	13,850	13,900	194	194
4,900	4,950	69	69	7,900	7,950	111	111	10,900	10,950	153	153	13,900	13,950	195	195
4,950	5,000	70	70	7,950	8,000	112	112	10,950	11,000	154	154	13,950	14,000	196	196
5,000				8,000				11,000				14,000			
5,000	5,050	70	70	8,000	8,050	112	112	11,000	11,050	154	154	14,000	14,050	196	196
5,050	5,100	71	71	8,050	8,100	113	113	11,050	11,100	155	155	14,050	14,100	197	197
5,100	5,150	72	72	8,100	8,150	114	114	11,100	11,150	156	156	14,100	14,150	198	198
5,150	5,200	72	72	8,150	8,200	114	114	11,150	11,200	156	156	14,150	14,200	198	198
5,200	5,250	73	73	8,200	8,250	115	115	11,200	11,250	157	157	14,200	14,250	199	199
5,250	5,300	74	74	8,250	8,300	116	116	11,250	11,300	158	158	14,250	14,300	200	200
5,300	5,350	75	75	8,300	8,350	117	117	11,300	11,350	159	159	14,300	14,350	201	201
5,350	5,400	75	75	8,350	8,400	117	117	11,350	11,400	159	159	14,350	14,400	201	201
5,400	5,450	76	76	8,400	8,450	118	118	11,400	11,450	160	160	14,400	14,450	202	202
5,450	5,500	77	77	8,450	8,500	119	119	11,450	11,500	161	161	14,450	14,500	203	203
5,500	5,550	77	77	8,500	8,550	119	119	11,500	11,550	161	161	14,500	14,550	203	203
5,550	5,600	78	78	8,550	8,600	120	120	11,550	11,600	162	162	14,550	14,600	204	204
5,600	5,650	79	79	8,600	8,650	121	121	11,600	11,650	163	163	14,600	14,650	205	205
5,650	5,700	79	79	8,650	8,700	121	121	11,650	11,700	163	163	14,650	14,700	205	205
5,700	5,750	80	80	8,700	8,750	122	122	11,700	11,750	164	164	14,700	14,750	206	206
5,750	5,800	81	81	8,750	8,800	123	123	11,750	11,800	165	165	14,750	14,800	207	207
5,800	5,850	82	82	8,800	8,850	124	124	11,800	11,850	166	166	14,800	14,850	208	208
5,850	5,900	82	82	8,850	8,900	124	124	11,850	11,900	166	166	14,850	14,900	208	208
5,900	5,950	83	83	8,900	8,950	125	125	11,900	11,950	167	167	14,900	14,950	209	209
5,950	6,000	84	84	8,950	9,000	126	126	11,950	12,000	168	168	14,950	15,000	210	210
6,000				9,000				12,000				15,000			
6,000	6,050	84	84	9,000	9,050	126	126	12,000	12,050	168	168	15,000	15,050	210	210
6,050	6,100	85	85	9,050	9,100	127	127	12,050	12,100	169	169	15,050	15,100	211	211
6,100	6,150	86	86	9,100	9,150	128	128	12,100	12,150	170	170	15,100	15,150	212	212
6,150	6,200	86	86	9,150	9,200	128	128	12,150	12,200	170	170	15,150	15,200	212	212
6,200	6,250	87	87	9,200	9,250	129	129	12,200	12,250	171	171	15,200	15,250	213	213
6,250	6,300	88	88	9,250	9,300	130	130	12,250	12,300	172	172	15,250	15,300	214	214
6,300	6,350	89	89	9,300	9,350	131	131	12,300	12,350	173	173	15,300	15,350	215	215
6,350	6,400	89	89	9,350	9,400	131	131	12,350	12,400	173	173	15,350	15,400	215	215
6,400	6,450	90	90	9,400	9,450	132	132	12,400	12,450	174	174	15,400	15,450	216	216
6,450	6,500	91	91	9,450	9,500	133	133	12,450	12,500	175	175	15,450	15,500	217	217
6,500	6,550	91	91	9,500	9,550	133	133	12,500	12,550	175	175	15,500	15,550	217	217
6,550	6,600	92	92	9,550	9,600	134	134	12,550	12,600	176	176	15,550	15,600	218	218
6,600	6,650	93	93	9,600	9,650	135	135	12,600	12,650	177	177	15,600	15,650	219	219
6,650	6,700	93	93	9,650	9,700	135	135	12,650	12,700	177	177	15,650	15,700	219	219
6,700	6,750	94	94	9,700	9,750	136	136	12,700	12,750	178	178	15,700	15,750	220	220
6,750	6,800	95	95	9,750	9,800	137	137	12,750	12,800	179	179	15,750	15,800	221	221
6,800	6,850	96	96	9,800	9,850	138	138	12,800	12,850	180	180	15,800	15,850	222	222
6,850	6,900	96	96	9,850	9,900	138	138	12,850	12,900	180	180	15,850	15,900	222	222
6,900	6,950	97	97	9,900	9,950	139	139	12,900	12,950	181	181	15,900	15,950	223	223
6,950	7,000	98	98	9,950	10,000	140	140	12,950	13,000	182	182	15,950	16,000	224	224

2013 NEW JERSEY TAX TABLE (NJ-1040) – Continued

If Line 38 (New Jersey Taxable Income) Is —		And You Checked Filing Status Line —		If Line 38 (New Jersey Taxable Income) Is —		And You Checked Filing Status Line —		If Line 38 (New Jersey Taxable Income) Is —		And You Checked Filing Status Line —		If Line 38 (New Jersey Taxable Income) Is —		And You Checked Filing Status Line —	
At Least	But Less Than	1 or 3	2, 4, or 5	At Least	But Less Than	1 or 3	2, 4, or 5	At Least	But Less Than	1 or 3	2, 4, or 5	At Least	But Less Than	1 or 3	2, 4, or 5
		Your Tax Is—				Your Tax Is—				Your Tax Is—				Your Tax Is—	
16,000				19,000				22,000				25,000			
16,000	16,050	224	224	19,000	19,050	266	266	22,000	22,050	315	315	25,000	25,050	368	368
16,050	16,100	225	225	19,050	19,100	267	267	22,050	22,100	316	316	25,050	25,100	369	369
16,100	16,150	226	226	19,100	19,150	268	268	22,100	22,150	317	317	25,100	25,150	370	370
16,150	16,200	226	226	19,150	19,200	268	268	22,150	22,200	318	318	25,150	25,200	371	371
16,200	16,250	227	227	19,200	19,250	269	269	22,200	22,250	319	319	25,200	25,250	371	371
16,250	16,300	228	228	19,250	19,300	270	270	22,250	22,300	320	320	25,250	25,300	372	372
16,300	16,350	229	229	19,300	19,350	271	271	22,300	22,350	321	321	25,300	25,350	373	373
16,350	16,400	229	229	19,350	19,400	271	271	22,350	22,400	322	322	25,350	25,400	374	374
16,400	16,450	230	230	19,400	19,450	272	272	22,400	22,450	322	322	25,400	25,450	375	375
16,450	16,500	231	231	19,450	19,500	273	273	22,450	22,500	323	323	25,450	25,500	376	376
16,500	16,550	231	231	19,500	19,550	273	273	22,500	22,550	324	324	25,500	25,550	377	377
16,550	16,600	232	232	19,550	19,600	274	274	22,550	22,600	325	325	25,550	25,600	378	378
16,600	16,650	233	233	19,600	19,650	275	275	22,600	22,650	326	326	25,600	25,650	378	378
16,650	16,700	233	233	19,650	19,700	275	275	22,650	22,700	327	327	25,650	25,700	379	379
16,700	16,750	234	234	19,700	19,750	276	276	22,700	22,750	328	328	25,700	25,750	380	380
16,750	16,800	235	235	19,750	19,800	277	277	22,750	22,800	329	329	25,750	25,800	381	381
16,800	16,850	236	236	19,800	19,850	278	278	22,800	22,850	329	329	25,800	25,850	382	382
16,850	16,900	236	236	19,850	19,900	278	278	22,850	22,900	330	330	25,850	25,900	383	383
16,900	16,950	237	237	19,900	19,950	279	279	22,900	22,950	331	331	25,900	25,950	384	384
16,950	17,000	238	238	19,950	20,000	280	280	22,950	23,000	332	332	25,950	26,000	385	385
17,000				20,000				23,000				26,000			
17,000	17,050	238	238	20,000	20,050	280	280	23,000	23,050	333	333	26,000	26,050	385	385
17,050	17,100	239	239	20,050	20,100	281	281	23,050	23,100	334	334	26,050	26,100	386	386
17,100	17,150	240	240	20,100	20,150	282	282	23,100	23,150	335	335	26,100	26,150	387	387
17,150	17,200	240	240	20,150	20,200	283	283	23,150	23,200	336	336	26,150	26,200	388	388
17,200	17,250	241	241	20,200	20,250	284	284	23,200	23,250	336	336	26,200	26,250	389	389
17,250	17,300	242	242	20,250	20,300	285	285	23,250	23,300	337	337	26,250	26,300	390	390
17,300	17,350	243	243	20,300	20,350	286	286	23,300	23,350	338	338	26,300	26,350	391	391
17,350	17,400	243	243	20,350	20,400	287	287	23,350	23,400	339	339	26,350	26,400	392	392
17,400	17,450	244	244	20,400	20,450	287	287	23,400	23,450	340	340	26,400	26,450	392	392
17,450	17,500	245	245	20,450	20,500	288	288	23,450	23,500	341	341	26,450	26,500	393	393
17,500	17,550	245	245	20,500	20,550	289	289	23,500	23,550	342	342	26,500	26,550	394	394
17,550	17,600	246	246	20,550	20,600	290	290	23,550	23,600	343	343	26,550	26,600	395	395
17,600	17,650	247	247	20,600	20,650	291	291	23,600	23,650	343	343	26,600	26,650	396	396
17,650	17,700	247	247	20,650	20,700	292	292	23,650	23,700	344	344	26,650	26,700	397	397
17,700	17,750	248	248	20,700	20,750	293	293	23,700	23,750	345	345	26,700	26,750	398	398
17,750	17,800	249	249	20,750	20,800	294	294	23,750	23,800	346	346	26,750	26,800	399	399
17,800	17,850	250	250	20,800	20,850	294	294	23,800	23,850	347	347	26,800	26,850	399	399
17,850	17,900	250	250	20,850	20,900	295	295	23,850	23,900	348	348	26,850	26,900	400	400
17,900	17,950	251	251	20,900	20,950	296	296	23,900	23,950	349	349	26,900	26,950	401	401
17,950	18,000	252	252	20,950	21,000	297	297	23,950	24,000	350	350	26,950	27,000	402	402
18,000				21,000				24,000				27,000			
18,000	18,050	252	252	21,000	21,050	298	298	24,000	24,050	350	350	27,000	27,050	403	403
18,050	18,100	253	253	21,050	21,100	299	299	24,050	24,100	351	351	27,050	27,100	404	404
18,100	18,150	254	254	21,100	21,150	300	300	24,100	24,150	352	352	27,100	27,150	405	405
18,150	18,200	254	254	21,150	21,200	301	301	24,150	24,200	353	353	27,150	27,200	406	406
18,200	18,250	255	255	21,200	21,250	301	301	24,200	24,250	354	354	27,200	27,250	406	406
18,250	18,300	256	256	21,250	21,300	302	302	24,250	24,300	355	355	27,250	27,300	407	407
18,300	18,350	257	257	21,300	21,350	303	303	24,300	24,350	356	356	27,300	27,350	408	408
18,350	18,400	257	257	21,350	21,400	304	304	24,350	24,400	357	357	27,350	27,400	409	409
18,400	18,450	258	258	21,400	21,450	305	305	24,400	24,450	357	357	27,400	27,450	410	410
18,450	18,500	259	259	21,450	21,500	306	306	24,450	24,500	358	358	27,450	27,500	411	411
18,500	18,550	259	259	21,500	21,550	307	307	24,500	24,550	359	359	27,500	27,550	412	412
18,550	18,600	260	260	21,550	21,600	308	308	24,550	24,600	360	360	27,550	27,600	413	413
18,600	18,650	261	261	21,600	21,650	308	308	24,600	24,650	361	361	27,600	27,650	413	413
18,650	18,700	261	261	21,650	21,700	309	309	24,650	24,700	362	362	27,650	27,700	414	414
18,700	18,750	262	262	21,700	21,750	310	310	24,700	24,750	363	363	27,700	27,750	415	415
18,750	18,800	263	263	21,750	21,800	311	311	24,750	24,800	364	364	27,750	27,800	416	416
18,800	18,850	264	264	21,800	21,850	312	312	24,800	24,850	364	364	27,800	27,850	417	417
18,850	18,900	264	264	21,850	21,900	313	313	24,850	24,900	365	365	27,850	27,900	418	418
18,900	18,950	265	265	21,900	21,950	314	314	24,900	24,950	366	366	27,900	27,950	419	419
18,950	19,000	266	266	21,950	22,000	315	315	24,950	25,000	367	367	27,950	28,000	420	420

2013 NEW JERSEY TAX TABLE (NJ-1040) – Continued

If Line 38 (New Jersey Taxable Income) Is —		And You Checked Filing Status Line —		If Line 38 (New Jersey Taxable Income) Is —		And You Checked Filing Status Line —		If Line 38 (New Jersey Taxable Income) Is —		And You Checked Filing Status Line —		If Line 38 (New Jersey Taxable Income) Is —		And You Checked Filing Status Line —	
At Least	But Less Than	1 or 3	2, 4, or 5	At Least	But Less Than	1 or 3	2, 4, or 5	At Least	But Less Than	1 or 3	2, 4, or 5	At Least	But Less Than	1 or 3	2, 4, or 5
		Your Tax Is—				Your Tax Is—				Your Tax Is—				Your Tax Is—	
28,000				31,000				34,000				37,000			
28,000	28,050	420	420	31,000	31,050	473	473	34,000	34,050	525	525	37,000	37,050	613	578
28,050	28,100	421	421	31,050	31,100	474	474	34,050	34,100	526	526	37,050	37,100	615	579
28,100	28,150	422	422	31,100	31,150	475	475	34,100	34,150	527	527	37,100	37,150	617	580
28,150	28,200	423	423	31,150	31,200	476	476	34,150	34,200	528	528	37,150	37,200	619	581
28,200	28,250	424	424	31,200	31,250	476	476	34,200	34,250	529	529	37,200	37,250	620	581
28,250	28,300	425	425	31,250	31,300	477	477	34,250	34,300	530	530	37,250	37,300	622	582
28,300	28,350	426	426	31,300	31,350	478	478	34,300	34,350	531	531	37,300	37,350	624	583
28,350	28,400	427	427	31,350	31,400	479	479	34,350	34,400	532	532	37,350	37,400	626	584
28,400	28,450	427	427	31,400	31,450	480	480	34,400	34,450	532	532	37,400	37,450	627	585
28,450	28,500	428	428	31,450	31,500	481	481	34,450	34,500	533	533	37,450	37,500	629	586
28,500	28,550	429	429	31,500	31,550	482	482	34,500	34,550	534	534	37,500	37,550	631	587
28,550	28,600	430	430	31,550	31,600	483	483	34,550	34,600	535	535	37,550	37,600	633	588
28,600	28,650	431	431	31,600	31,650	483	483	34,600	34,650	536	536	37,600	37,650	634	588
28,650	28,700	432	432	31,650	31,700	484	484	34,650	34,700	537	537	37,650	37,700	636	589
28,700	28,750	433	433	31,700	31,750	485	485	34,700	34,750	538	538	37,700	37,750	638	590
28,750	28,800	434	434	31,750	31,800	486	486	34,750	34,800	539	539	37,750	37,800	640	591
28,800	28,850	434	434	31,800	31,850	487	487	34,800	34,850	539	539	37,800	37,850	641	592
28,850	28,900	435	435	31,850	31,900	488	488	34,850	34,900	540	540	37,850	37,900	643	593
28,900	28,950	436	436	31,900	31,950	489	489	34,900	34,950	541	541	37,900	37,950	645	594
28,950	29,000	437	437	31,950	32,000	490	490	34,950	35,000	542	542	37,950	38,000	647	595
29,000				32,000				35,000				38,000			
29,000	29,050	438	438	32,000	32,050	490	490	35,000	35,050	543	543	38,000	38,050	648	595
29,050	29,100	439	439	32,050	32,100	491	491	35,050	35,100	545	544	38,050	38,100	650	596
29,100	29,150	440	440	32,100	32,150	492	492	35,100	35,150	547	545	38,100	38,150	652	597
29,150	29,200	441	441	32,150	32,200	493	493	35,150	35,200	549	546	38,150	38,200	654	598
29,200	29,250	441	441	32,200	32,250	494	494	35,200	35,250	550	546	38,200	38,250	655	599
29,250	29,300	442	442	32,250	32,300	495	495	35,250	35,300	552	547	38,250	38,300	657	600
29,300	29,350	443	443	32,300	32,350	496	496	35,300	35,350	554	548	38,300	38,350	659	601
29,350	29,400	444	444	32,350	32,400	497	497	35,350	35,400	556	549	38,350	38,400	661	602
29,400	29,450	445	445	32,400	32,450	497	497	35,400	35,450	557	550	38,400	38,450	662	602
29,450	29,500	446	446	32,450	32,500	498	498	35,450	35,500	559	551	38,450	38,500	664	603
29,500	29,550	447	447	32,500	32,550	499	499	35,500	35,550	561	552	38,500	38,550	666	604
29,550	29,600	448	448	32,550	32,600	500	500	35,550	35,600	563	553	38,550	38,600	668	605
29,600	29,650	448	448	32,600	32,650	501	501	35,600	35,650	564	553	38,600	38,650	669	606
29,650	29,700	449	449	32,650	32,700	502	502	35,650	35,700	566	554	38,650	38,700	671	607
29,700	29,750	450	450	32,700	32,750	503	503	35,700	35,750	568	555	38,700	38,750	673	608
29,750	29,800	451	451	32,750	32,800	504	504	35,750	35,800	570	556	38,750	38,800	675	609
29,800	29,850	452	452	32,800	32,850	504	504	35,800	35,850	571	557	38,800	38,850	676	609
29,850	29,900	453	453	32,850	32,900	505	505	35,850	35,900	573	558	38,850	38,900	678	610
29,900	29,950	454	454	32,900	32,950	506	506	35,900	35,950	575	559	38,900	38,950	680	611
29,950	30,000	455	455	32,950	33,000	507	507	35,950	36,000	577	560	38,950	39,000	682	612
30,000				33,000				36,000				39,000			
30,000	30,050	455	455	33,000	33,050	508	508	36,000	36,050	578	560	39,000	39,050	683	613
30,050	30,100	456	456	33,050	33,100	509	509	36,050	36,100	580	561	39,050	39,100	685	614
30,100	30,150	457	457	33,100	33,150	510	510	36,100	36,150	582	562	39,100	39,150	687	615
30,150	30,200	458	458	33,150	33,200	511	511	36,150	36,200	584	563	39,150	39,200	689	616
30,200	30,250	459	459	33,200	33,250	511	511	36,200	36,250	585	564	39,200	39,250	690	616
30,250	30,300	460	460	33,250	33,300	512	512	36,250	36,300	587	565	39,250	39,300	692	617
30,300	30,350	461	461	33,300	33,350	513	513	36,300	36,350	589	566	39,300	39,350	694	618
30,350	30,400	462	462	33,350	33,400	514	514	36,350	36,400	591	567	39,350	39,400	696	619
30,400	30,450	462	462	33,400	33,450	515	515	36,400	36,450	592	567	39,400	39,450	697	620
30,450	30,500	463	463	33,450	33,500	516	516	36,450	36,500	594	568	39,450	39,500	699	621
30,500	30,550	464	464	33,500	33,550	517	517	36,500	36,550	596	569	39,500	39,550	701	622
30,550	30,600	465	465	33,550	33,600	518	518	36,550	36,600	598	570	39,550	39,600	703	623
30,600	30,650	466	466	33,600	33,650	518	518	36,600	36,650	599	571	39,600	39,650	704	623
30,650	30,700	467	467	33,650	33,700	519	519	36,650	36,700	601	572	39,650	39,700	706	624
30,700	30,750	468	468	33,700	33,750	520	520	36,700	36,750	603	573	39,700	39,750	708	625
30,750	30,800	469	469	33,750	33,800	521	521	36,750	36,800	605	574	39,750	39,800	710	626
30,800	30,850	469	469	33,800	33,850	522	522	36,800	36,850	606	574	39,800	39,850	711	627
30,850	30,900	470	470	33,850	33,900	523	523	36,850	36,900	608	575	39,850	39,900	713	628
30,900	30,950	471	471	33,900	33,950	524	524	36,900	36,950	610	576	39,900	39,950	715	629
30,950	31,000	472	472	33,950	34,000	525	525	36,950	37,000	612	577	39,950	40,000	717	630

2013 NEW JERSEY TAX TABLE (NJ-1040) – Continued

If Line 38 (New Jersey Taxable Income) Is —		And You Checked Filing Status Line —		If Line 38 (New Jersey Taxable Income) Is —		And You Checked Filing Status Line —		If Line 38 (New Jersey Taxable Income) Is —		And You Checked Filing Status Line —		If Line 38 (New Jersey Taxable Income) Is —		And You Checked Filing Status Line —	
At Least	But Less Than	1 or 3	2, 4, or 5	At Least	But Less Than	1 or 3	2, 4, or 5	At Least	But Less Than	1 or 3	2, 4, or 5	At Least	But Less Than	1 or 3	2, 4, or 5
		Your Tax Is—				Your Tax Is—				Your Tax Is—				Your Tax Is—	
40,000				43,000				46,000				49,000			
40,000	40,050	719	630	43,000	43,050	885	683	46,000	46,050	1,050	735	49,000	49,050	1,216	788
40,050	40,100	722	631	43,050	43,100	887	684	46,050	46,100	1,053	736	49,050	49,100	1,219	789
40,100	40,150	724	632	43,100	43,150	890	685	46,100	46,150	1,056	737	49,100	49,150	1,222	790
40,150	40,200	727	633	43,150	43,200	893	686	46,150	46,200	1,059	738	49,150	49,200	1,224	791
40,200	40,250	730	634	43,200	43,250	896	686	46,200	46,250	1,061	739	49,200	49,250	1,227	791
40,250	40,300	733	635	43,250	43,300	898	687	46,250	46,300	1,064	740	49,250	49,300	1,230	792
40,300	40,350	735	636	43,300	43,350	901	688	46,300	46,350	1,067	741	49,300	49,350	1,233	793
40,350	40,400	738	637	43,350	43,400	904	689	46,350	46,400	1,070	742	49,350	49,400	1,235	794
40,400	40,450	741	637	43,400	43,450	907	690	46,400	46,450	1,072	742	49,400	49,450	1,238	795
40,450	40,500	744	638	43,450	43,500	909	691	46,450	46,500	1,075	743	49,450	49,500	1,241	796
40,500	40,550	747	639	43,500	43,550	912	692	46,500	46,550	1,078	744	49,500	49,550	1,244	797
40,550	40,600	749	640	43,550	43,600	915	693	46,550	46,600	1,081	745	49,550	49,600	1,247	798
40,600	40,650	752	641	43,600	43,650	918	693	46,600	46,650	1,084	746	49,600	49,650	1,249	798
40,650	40,700	755	642	43,650	43,700	921	694	46,650	46,700	1,086	747	49,650	49,700	1,252	799
40,700	40,750	758	643	43,700	43,750	923	695	46,700	46,750	1,089	748	49,700	49,750	1,255	800
40,750	40,800	760	644	43,750	43,800	926	696	46,750	46,800	1,092	749	49,750	49,800	1,258	801
40,800	40,850	763	644	43,800	43,850	929	697	46,800	46,850	1,095	749	49,800	49,850	1,260	802
40,850	40,900	766	645	43,850	43,900	932	698	46,850	46,900	1,097	750	49,850	49,900	1,263	803
40,900	40,950	769	646	43,900	43,950	934	699	46,900	46,950	1,100	751	49,900	49,950	1,266	804
40,950	41,000	771	647	43,950	44,000	937	700	46,950	47,000	1,103	752	49,950	50,000	1,269	805
41,000				44,000				47,000				50,000			
41,000	41,050	774	648	44,000	44,050	940	700	47,000	47,050	1,106	753	50,000	50,050	1,271	806
41,050	41,100	777	649	44,050	44,100	943	701	47,050	47,100	1,108	754	50,050	50,100	1,274	807
41,100	41,150	780	650	44,100	44,150	945	702	47,100	47,150	1,111	755	50,100	50,150	1,277	808
41,150	41,200	782	651	44,150	44,200	948	703	47,150	47,200	1,114	756	50,150	50,200	1,280	809
41,200	41,250	785	651	44,200	44,250	951	704	47,200	47,250	1,117	756	50,200	50,250	1,282	811
41,250	41,300	788	652	44,250	44,300	954	705	47,250	47,300	1,119	757	50,250	50,300	1,285	812
41,300	41,350	791	653	44,300	44,350	956	706	47,300	47,350	1,122	758	50,300	50,350	1,288	813
41,350	41,400	793	654	44,350	44,400	959	707	47,350	47,400	1,125	759	50,350	50,400	1,291	814
41,400	41,450	796	655	44,400	44,450	962	707	47,400	47,450	1,128	760	50,400	50,450	1,293	815
41,450	41,500	799	656	44,450	44,500	965	708	47,450	47,500	1,130	761	50,450	50,500	1,296	817
41,500	41,550	802	657	44,500	44,550	968	709	47,500	47,550	1,133	762	50,500	50,550	1,299	818
41,550	41,600	805	658	44,550	44,600	970	710	47,550	47,600	1,136	763	50,550	50,600	1,302	819
41,600	41,650	807	658	44,600	44,650	973	711	47,600	47,650	1,139	763	50,600	50,650	1,305	820
41,650	41,700	810	659	44,650	44,700	976	712	47,650	47,700	1,142	764	50,650	50,700	1,307	822
41,700	41,750	813	660	44,700	44,750	979	713	47,700	47,750	1,144	765	50,700	50,750	1,310	823
41,750	41,800	816	661	44,750	44,800	981	714	47,750	47,800	1,147	766	50,750	50,800	1,313	824
41,800	41,850	818	662	44,800	44,850	984	714	47,800	47,850	1,150	767	50,800	50,850	1,316	825
41,850	41,900	821	663	44,850	44,900	987	715	47,850	47,900	1,153	768	50,850	50,900	1,318	826
41,900	41,950	824	664	44,900	44,950	990	716	47,900	47,950	1,155	769	50,900	50,950	1,321	828
41,950	42,000	827	665	44,950	45,000	992	717	47,950	48,000	1,158	770	50,950	51,000	1,324	829
42,000				45,000				48,000				51,000			
42,000	42,050	829	665	45,000	45,050	995	718	48,000	48,050	1,161	770	51,000	51,050	1,327	830
42,050	42,100	832	666	45,050	45,100	998	719	48,050	48,100	1,164	771	51,050	51,100	1,329	831
42,100	42,150	835	667	45,100	45,150	1,001	720	48,100	48,150	1,166	772	51,100	51,150	1,332	833
42,150	42,200	838	668	45,150	45,200	1,003	721	48,150	48,200	1,169	773	51,150	51,200	1,335	834
42,200	42,250	840	669	45,200	45,250	1,006	721	48,200	48,250	1,172	774	51,200	51,250	1,338	835
42,250	42,300	843	670	45,250	45,300	1,009	722	48,250	48,300	1,175	775	51,250	51,300	1,340	836
42,300	42,350	846	671	45,300	45,350	1,012	723	48,300	48,350	1,177	776	51,300	51,350	1,343	837
42,350	42,400	849	672	45,350	45,400	1,014	724	48,350	48,400	1,180	777	51,350	51,400	1,346	839
42,400	42,450	851	672	45,400	45,450	1,017	725	48,400	48,450	1,183	777	51,400	51,450	1,349	840
42,450	42,500	854	673	45,450	45,500	1,020	726	48,450	48,500	1,186	778	51,450	51,500	1,351	841
42,500	42,550	857	674	45,500	45,550	1,023	727	48,500	48,550	1,189	779	51,500	51,550	1,354	842
42,550	42,600	860	675	45,550	45,600	1,026	728	48,550	48,600	1,191	780	51,550	51,600	1,357	844
42,600	42,650	863	676	45,600	45,650	1,028	728	48,600	48,650	1,194	781	51,600	51,650	1,360	845
42,650	42,700	865	677	45,650	45,700	1,031	729	48,650	48,700	1,197	782	51,650	51,700	1,363	846
42,700	42,750	868	678	45,700	45,750	1,034	730	48,700	48,750	1,200	783	51,700	51,750	1,365	847
42,750	42,800	871	679	45,750	45,800	1,037	731	48,750	48,800	1,202	784	51,750	51,800	1,368	848
42,800	42,850	874	679	45,800	45,850	1,039	732	48,800	48,850	1,205	784	51,800	51,850	1,371	850
42,850	42,900	876	680	45,850	45,900	1,042	733	48,850	48,900	1,208	785	51,850	51,900	1,374	851
42,900	42,950	879	681	45,900	45,950	1,045	734	48,900	48,950	1,211	786	51,900	51,950	1,376	852
42,950	43,000	882	682	45,950	46,000	1,048	735	48,950	49,000	1,213	787	51,950	52,000	1,379	853

2013 NEW JERSEY TAX TABLE (NJ-1040) – Continued

If Line 38 (New Jersey Taxable Income) Is —		And You Checked Filing Status Line —		If Line 38 (New Jersey Taxable Income) Is —		And You Checked Filing Status Line —		If Line 38 (New Jersey Taxable Income) Is —		And You Checked Filing Status Line —		If Line 38 (New Jersey Taxable Income) Is —		And You Checked Filing Status Line —	
At Least	But Less Than	1 or 3	2, 4, or 5	At Least	But Less Than	1 or 3	2, 4, or 5	At Least	But Less Than	1 or 3	2, 4, or 5	At Least	But Less Than	1 or 3	2, 4, or 5
		Your Tax Is—				Your Tax Is—				Your Tax Is—				Your Tax Is—	
52,000				55,000				58,000				61,000			
52,000	52,050	1,382	855	55,000	55,050	1,548	928	58,000	58,050	1,713	1,002	61,000	61,050	1,879	1,075
52,050	52,100	1,385	856	55,050	55,100	1,550	929	58,050	58,100	1,716	1,003	61,050	61,100	1,882	1,076
52,100	52,150	1,387	857	55,100	55,150	1,553	931	58,100	58,150	1,719	1,004	61,100	61,150	1,885	1,078
52,150	52,200	1,390	858	55,150	55,200	1,556	932	58,150	58,200	1,722	1,005	61,150	61,200	1,887	1,079
52,200	52,250	1,393	860	55,200	55,250	1,559	933	58,200	58,250	1,724	1,007	61,200	61,250	1,890	1,080
52,250	52,300	1,396	861	55,250	55,300	1,561	934	58,250	58,300	1,727	1,008	61,250	61,300	1,893	1,081
52,300	52,350	1,398	862	55,300	55,350	1,564	935	58,300	58,350	1,730	1,009	61,300	61,350	1,896	1,082
52,350	52,400	1,401	863	55,350	55,400	1,567	937	58,350	58,400	1,733	1,010	61,350	61,400	1,898	1,084
52,400	52,450	1,404	864	55,400	55,450	1,570	938	58,400	58,450	1,735	1,011	61,400	61,450	1,901	1,085
52,450	52,500	1,407	866	55,450	55,500	1,572	939	58,450	58,500	1,738	1,013	61,450	61,500	1,904	1,086
52,500	52,550	1,410	867	55,500	55,550	1,575	940	58,500	58,550	1,741	1,014	61,500	61,550	1,907	1,087
52,550	52,600	1,412	868	55,550	55,600	1,578	942	58,550	58,600	1,744	1,015	61,550	61,600	1,910	1,089
52,600	52,650	1,415	869	55,600	55,650	1,581	943	58,600	58,650	1,747	1,016	61,600	61,650	1,912	1,090
52,650	52,700	1,418	871	55,650	55,700	1,584	944	58,650	58,700	1,749	1,018	61,650	61,700	1,915	1,091
52,700	52,750	1,421	872	55,700	55,750	1,586	945	58,700	58,750	1,752	1,019	61,700	61,750	1,918	1,092
52,750	52,800	1,423	873	55,750	55,800	1,589	946	58,750	58,800	1,755	1,020	61,750	61,800	1,921	1,093
52,800	52,850	1,426	874	55,800	55,850	1,592	948	58,800	58,850	1,758	1,021	61,800	61,850	1,923	1,095
52,850	52,900	1,429	875	55,850	55,900	1,595	949	58,850	58,900	1,760	1,022	61,850	61,900	1,926	1,096
52,900	52,950	1,432	877	55,900	55,950	1,597	950	58,900	58,950	1,763	1,024	61,900	61,950	1,929	1,097
52,950	53,000	1,434	878	55,950	56,000	1,600	951	58,950	59,000	1,766	1,025	61,950	62,000	1,932	1,098
53,000				56,000				59,000				62,000			
53,000	53,050	1,437	879	56,000	56,050	1,603	953	59,000	59,050	1,769	1,026	62,000	62,050	1,934	1,100
53,050	53,100	1,440	880	56,050	56,100	1,606	954	59,050	59,100	1,771	1,027	62,050	62,100	1,937	1,101
53,100	53,150	1,443	882	56,100	56,150	1,608	955	59,100	59,150	1,774	1,029	62,100	62,150	1,940	1,102
53,150	53,200	1,445	883	56,150	56,200	1,611	956	59,150	59,200	1,777	1,030	62,150	62,200	1,943	1,103
53,200	53,250	1,448	884	56,200	56,250	1,614	958	59,200	59,250	1,780	1,031	62,200	62,250	1,945	1,105
53,250	53,300	1,451	885	56,250	56,300	1,617	959	59,250	59,300	1,782	1,032	62,250	62,300	1,948	1,106
53,300	53,350	1,454	886	56,300	56,350	1,619	960	59,300	59,350	1,785	1,033	62,300	62,350	1,951	1,107
53,350	53,400	1,456	888	56,350	56,400	1,622	961	59,350	59,400	1,788	1,035	62,350	62,400	1,954	1,108
53,400	53,450	1,459	889	56,400	56,450	1,625	962	59,400	59,450	1,791	1,036	62,400	62,450	1,956	1,109
53,450	53,500	1,462	890	56,450	56,500	1,628	964	59,450	59,500	1,793	1,037	62,450	62,500	1,959	1,111
53,500	53,550	1,465	891	56,500	56,550	1,631	965	59,500	59,550	1,796	1,038	62,500	62,550	1,962	1,112
53,550	53,600	1,468	893	56,550	56,600	1,633	966	59,550	59,600	1,799	1,040	62,550	62,600	1,965	1,113
53,600	53,650	1,470	894	56,600	56,650	1,636	967	59,600	59,650	1,802	1,041	62,600	62,650	1,968	1,114
53,650	53,700	1,473	895	56,650	56,700	1,639	969	59,650	59,700	1,805	1,042	62,650	62,700	1,970	1,116
53,700	53,750	1,476	896	56,700	56,750	1,642	970	59,700	59,750	1,807	1,043	62,700	62,750	1,973	1,117
53,750	53,800	1,479	897	56,750	56,800	1,644	971	59,750	59,800	1,810	1,044	62,750	62,800	1,976	1,118
53,800	53,850	1,481	899	56,800	56,850	1,647	972	59,800	59,850	1,813	1,046	62,800	62,850	1,979	1,119
53,850	53,900	1,484	900	56,850	56,900	1,650	973	59,850	59,900	1,816	1,047	62,850	62,900	1,981	1,120
53,900	53,950	1,487	901	56,900	56,950	1,653	975	59,900	59,950	1,818	1,048	62,900	62,950	1,984	1,122
53,950	54,000	1,490	902	56,950	57,000	1,655	976	59,950	60,000	1,821	1,049	62,950	63,000	1,987	1,123
54,000				57,000				60,000				63,000			
54,000	54,050	1,492	904	57,000	57,050	1,658	977	60,000	60,050	1,824	1,051	63,000	63,050	1,990	1,124
54,050	54,100	1,495	905	57,050	57,100	1,661	978	60,050	60,100	1,827	1,052	63,050	63,100	1,992	1,125
54,100	54,150	1,498	906	57,100	57,150	1,664	980	60,100	60,150	1,829	1,053	63,100	63,150	1,995	1,127
54,150	54,200	1,501	907	57,150	57,200	1,666	981	60,150	60,200	1,832	1,054	63,150	63,200	1,998	1,128
54,200	54,250	1,503	909	57,200	57,250	1,669	982	60,200	60,250	1,835	1,056	63,200	63,250	2,001	1,129
54,250	54,300	1,506	910	57,250	57,300	1,672	983	60,250	60,300	1,838	1,057	63,250	63,300	2,003	1,130
54,300	54,350	1,509	911	57,300	57,350	1,675	984	60,300	60,350	1,840	1,058	63,300	63,350	2,006	1,131
54,350	54,400	1,512	912	57,350	57,400	1,677	986	60,350	60,400	1,843	1,059	63,350	63,400	2,009	1,133
54,400	54,450	1,514	913	57,400	57,450	1,680	987	60,400	60,450	1,846	1,060	63,400	63,450	2,012	1,134
54,450	54,500	1,517	915	57,450	57,500	1,683	988	60,450	60,500	1,849	1,062	63,450	63,500	2,014	1,135
54,500	54,550	1,520	916	57,500	57,550	1,686	989	60,500	60,550	1,852	1,063	63,500	63,550	2,017	1,136
54,550	54,600	1,523	917	57,550	57,600	1,689	991	60,550	60,600	1,854	1,064	63,550	63,600	2,020	1,138
54,600	54,650	1,526	918	57,600	57,650	1,691	992	60,600	60,650	1,857	1,065	63,600	63,650	2,023	1,139
54,650	54,700	1,528	920	57,650	57,700	1,694	993	60,650	60,700	1,860	1,067	63,650	63,700	2,026	1,140
54,700	54,750	1,531	921	57,700	57,750	1,697	994	60,700	60,750	1,863	1,068	63,700	63,750	2,028	1,141
54,750	54,800	1,534	922	57,750	57,800	1,700	995	60,750	60,800	1,865	1,069	63,750	63,800	2,031	1,142
54,800	54,850	1,537	923	57,800	57,850	1,702	997	60,800	60,850	1,868	1,070	63,800	63,850	2,034	1,144
54,850	54,900	1,539	924	57,850	57,900	1,705	998	60,850	60,900	1,871	1,071	63,850	63,900	2,037	1,145
54,900	54,950	1,542	926	57,900	57,950	1,708	999	60,900	60,950	1,874	1,073	63,900	63,950	2,039	1,146
54,950	55,000	1,545	927	57,950	58,000	1,711	1,000	60,950	61,000	1,876	1,074	63,950	64,000	2,042	1,147

2013 NEW JERSEY TAX TABLE (NJ-1040) – Continued

If Line 38 (New Jersey Taxable Income) Is —		And You Checked Filing Status Line —		If Line 38 (New Jersey Taxable Income) Is —		And You Checked Filing Status Line —		If Line 38 (New Jersey Taxable Income) Is —		And You Checked Filing Status Line —		If Line 38 (New Jersey Taxable Income) Is —		And You Checked Filing Status Line —	
At Least	But Less Than	1 or 3	2, 4, or 5	At Least	But Less Than	1 or 3	2, 4, or 5	At Least	But Less Than	1 or 3	2, 4, or 5	At Least	But Less Than	1 or 3	2, 4, or 5
Your Tax Is—				Your Tax Is—				Your Tax Is—				Your Tax Is—			
64,000				67,000				70,000				73,000			
64,000	64,050	2,045	1,149	67,000	67,050	2,211	1,222	70,000	70,050	2,376	1,296	73,000	73,050	2,542	1,401
64,050	64,100	2,048	1,150	67,050	67,100	2,213	1,223	70,050	70,100	2,379	1,298	73,050	73,100	2,545	1,403
64,100	64,150	2,050	1,151	67,100	67,150	2,216	1,225	70,100	70,150	2,382	1,299	73,100	73,150	2,548	1,404
64,150	64,200	2,053	1,152	67,150	67,200	2,219	1,226	70,150	70,200	2,385	1,301	73,150	73,200	2,550	1,406
64,200	64,250	2,056	1,154	67,200	67,250	2,222	1,227	70,200	70,250	2,387	1,303	73,200	73,250	2,553	1,408
64,250	64,300	2,059	1,155	67,250	67,300	2,224	1,228	70,250	70,300	2,390	1,305	73,250	73,300	2,556	1,410
64,300	64,350	2,061	1,156	67,300	67,350	2,227	1,229	70,300	70,350	2,393	1,306	73,300	73,350	2,559	1,411
64,350	64,400	2,064	1,157	67,350	67,400	2,230	1,231	70,350	70,400	2,396	1,308	73,350	73,400	2,561	1,413
64,400	64,450	2,067	1,158	67,400	67,450	2,233	1,232	70,400	70,450	2,398	1,310	73,400	73,450	2,564	1,415
64,450	64,500	2,070	1,160	67,450	67,500	2,235	1,233	70,450	70,500	2,401	1,312	73,450	73,500	2,567	1,417
64,500	64,550	2,073	1,161	67,500	67,550	2,238	1,234	70,500	70,550	2,404	1,313	73,500	73,550	2,570	1,418
64,550	64,600	2,075	1,162	67,550	67,600	2,241	1,236	70,550	70,600	2,407	1,315	73,550	73,600	2,573	1,420
64,600	64,650	2,078	1,163	67,600	67,650	2,244	1,237	70,600	70,650	2,410	1,317	73,600	73,650	2,575	1,422
64,650	64,700	2,081	1,165	67,650	67,700	2,247	1,238	70,650	70,700	2,412	1,319	73,650	73,700	2,578	1,424
64,700	64,750	2,084	1,166	67,700	67,750	2,249	1,239	70,700	70,750	2,415	1,320	73,700	73,750	2,581	1,425
64,750	64,800	2,086	1,167	67,750	67,800	2,252	1,240	70,750	70,800	2,418	1,322	73,750	73,800	2,584	1,427
64,800	64,850	2,089	1,168	67,800	67,850	2,255	1,242	70,800	70,850	2,421	1,324	73,800	73,850	2,586	1,429
64,850	64,900	2,092	1,169	67,850	67,900	2,258	1,243	70,850	70,900	2,423	1,326	73,850	73,900	2,589	1,431
64,900	64,950	2,095	1,171	67,900	67,950	2,260	1,244	70,900	70,950	2,426	1,327	73,900	73,950	2,592	1,432
64,950	65,000	2,097	1,172	67,950	68,000	2,263	1,245	70,950	71,000	2,429	1,329	73,950	74,000	2,595	1,434
65,000				68,000				71,000				74,000			
65,000	65,050	2,100	1,173	68,000	68,050	2,266	1,247	71,000	71,050	2,432	1,331	74,000	74,050	2,597	1,436
65,050	65,100	2,103	1,174	68,050	68,100	2,269	1,248	71,050	71,100	2,434	1,333	74,050	74,100	2,600	1,438
65,100	65,150	2,106	1,176	68,100	68,150	2,271	1,249	71,100	71,150	2,437	1,334	74,100	74,150	2,603	1,439
65,150	65,200	2,108	1,177	68,150	68,200	2,274	1,250	71,150	71,200	2,440	1,336	74,150	74,200	2,606	1,441
65,200	65,250	2,111	1,178	68,200	68,250	2,277	1,252	71,200	71,250	2,443	1,338	74,200	74,250	2,608	1,443
65,250	65,300	2,114	1,179	68,250	68,300	2,280	1,253	71,250	71,300	2,445	1,340	74,250	74,300	2,611	1,445
65,300	65,350	2,117	1,180	68,300	68,350	2,282	1,254	71,300	71,350	2,448	1,341	74,300	74,350	2,614	1,446
65,350	65,400	2,119	1,182	68,350	68,400	2,285	1,255	71,350	71,400	2,451	1,343	74,350	74,400	2,617	1,448
65,400	65,450	2,122	1,183	68,400	68,450	2,288	1,256	71,400	71,450	2,454	1,345	74,400	74,450	2,619	1,450
65,450	65,500	2,125	1,184	68,450	68,500	2,291	1,258	71,450	71,500	2,456	1,347	74,450	74,500	2,622	1,452
65,500	65,550	2,128	1,185	68,500	68,550	2,294	1,259	71,500	71,550	2,459	1,348	74,500	74,550	2,625	1,453
65,550	65,600	2,131	1,187	68,550	68,600	2,296	1,260	71,550	71,600	2,462	1,350	74,550	74,600	2,628	1,455
65,600	65,650	2,133	1,188	68,600	68,650	2,299	1,261	71,600	71,650	2,465	1,352	74,600	74,650	2,631	1,457
65,650	65,700	2,136	1,189	68,650	68,700	2,302	1,263	71,650	71,700	2,468	1,354	74,650	74,700	2,633	1,459
65,700	65,750	2,139	1,190	68,700	68,750	2,305	1,264	71,700	71,750	2,470	1,355	74,700	74,750	2,636	1,460
65,750	65,800	2,142	1,191	68,750	68,800	2,307	1,265	71,750	71,800	2,473	1,357	74,750	74,800	2,639	1,462
65,800	65,850	2,144	1,193	68,800	68,850	2,310	1,266	71,800	71,850	2,476	1,359	74,800	74,850	2,642	1,464
65,850	65,900	2,147	1,194	68,850	68,900	2,313	1,267	71,850	71,900	2,479	1,361	74,850	74,900	2,644	1,466
65,900	65,950	2,150	1,195	68,900	68,950	2,316	1,269	71,900	71,950	2,481	1,362	74,900	74,950	2,647	1,467
65,950	66,000	2,153	1,196	68,950	69,000	2,318	1,270	71,950	72,000	2,484	1,364	74,950	75,000	2,650	1,469
66,000				69,000				72,000				75,000			
66,000	66,050	2,155	1,198	69,000	69,050	2,321	1,271	72,000	72,050	2,487	1,366	75,000	75,050	2,653	1,471
66,050	66,100	2,158	1,199	69,050	69,100	2,324	1,272	72,050	72,100	2,490	1,368	75,050	75,100	2,656	1,473
66,100	66,150	2,161	1,200	69,100	69,150	2,327	1,274	72,100	72,150	2,492	1,369	75,100	75,150	2,659	1,474
66,150	66,200	2,164	1,201	69,150	69,200	2,329	1,275	72,150	72,200	2,495	1,371	75,150	75,200	2,662	1,476
66,200	66,250	2,166	1,203	69,200	69,250	2,332	1,276	72,200	72,250	2,498	1,373	75,200	75,250	2,666	1,478
66,250	66,300	2,169	1,204	69,250	69,300	2,335	1,277	72,250	72,300	2,501	1,375	75,250	75,300	2,669	1,480
66,300	66,350	2,172	1,205	69,300	69,350	2,338	1,278	72,300	72,350	2,503	1,376	75,300	75,350	2,672	1,481
66,350	66,400	2,175	1,206	69,350	69,400	2,340	1,280	72,350	72,400	2,506	1,378	75,350	75,400	2,675	1,483
66,400	66,450	2,177	1,207	69,400	69,450	2,343	1,281	72,400	72,450	2,509	1,380	75,400	75,450	2,678	1,485
66,450	66,500	2,180	1,209	69,450	69,500	2,346	1,282	72,450	72,500	2,512	1,382	75,450	75,500	2,682	1,487
66,500	66,550	2,183	1,210	69,500	69,550	2,349	1,283	72,500	72,550	2,515	1,383	75,500	75,550	2,685	1,488
66,550	66,600	2,186	1,211	69,550	69,600	2,352	1,285	72,550	72,600	2,517	1,385	75,550	75,600	2,688	1,490
66,600	66,650	2,189	1,212	69,600	69,650	2,354	1,286	72,600	72,650	2,520	1,387	75,600	75,650	2,691	1,492
66,650	66,700	2,191	1,214	69,650	69,700	2,357	1,287	72,650	72,700	2,523	1,389	75,650	75,700	2,694	1,494
66,700	66,750	2,194	1,215	69,700	69,750	2,360	1,288	72,700	72,750	2,526	1,390	75,700	75,750	2,697	1,495
66,750	66,800	2,197	1,216	69,750	69,800	2,363	1,289	72,750	72,800	2,528	1,392	75,750	75,800	2,701	1,497
66,800	66,850	2,200	1,217	69,800	69,850	2,365	1,291	72,800	72,850	2,531	1,394	75,800	75,850	2,704	1,499
66,850	66,900	2,202	1,218	69,850	69,900	2,368	1,292	72,850	72,900	2,534	1,396	75,850	75,900	2,707	1,501
66,900	66,950	2,205	1,220	69,900	69,950	2,371	1,293	72,900	72,950	2,537	1,397	75,900	75,950	2,710	1,502
66,950	67,000	2,208	1,221	69,950	70,000	2,374	1,294	72,950	73,000	2,539	1,399	75,950	76,000	2,713	1,504

2013 NEW JERSEY TAX TABLE (NJ-1040) – Continued

If Line 38 (New Jersey Taxable Income) Is —		And You Checked Filing Status Line —		If Line 38 (New Jersey Taxable Income) Is —		And You Checked Filing Status Line —		If Line 38 (New Jersey Taxable Income) Is —		And You Checked Filing Status Line —		If Line 38 (New Jersey Taxable Income) Is —		And You Checked Filing Status Line —	
At Least	But Less Than	1 or 3	2, 4, or 5	At Least	But Less Than	1 or 3	2, 4, or 5	At Least	But Less Than	1 or 3	2, 4, or 5	At Least	But Less Than	1 or 3	2, 4, or 5
		Your Tax Is—				Your Tax Is—				Your Tax Is—				Your Tax Is—	
76,000				79,000				82,000				85,000			
76,000	76,050	2,717	1,506	79,000	79,050	2,908	1,611	82,000	82,050	3,099	1,757	85,000	85,050	3,290	1,923
76,050	76,100	2,720	1,508	79,050	79,100	2,911	1,613	82,050	82,100	3,102	1,760	85,050	85,100	3,293	1,925
76,100	76,150	2,723	1,509	79,100	79,150	2,914	1,614	82,100	82,150	3,105	1,762	85,100	85,150	3,296	1,928
76,150	76,200	2,726	1,511	79,150	79,200	2,917	1,616	82,150	82,200	3,108	1,765	85,150	85,200	3,299	1,931
76,200	76,250	2,729	1,513	79,200	79,250	2,920	1,618	82,200	82,250	3,111	1,768	85,200	85,250	3,303	1,934
76,250	76,300	2,732	1,515	79,250	79,300	2,924	1,620	82,250	82,300	3,115	1,771	85,250	85,300	3,306	1,936
76,300	76,350	2,736	1,516	79,300	79,350	2,927	1,621	82,300	82,350	3,118	1,773	85,300	85,350	3,309	1,939
76,350	76,400	2,739	1,518	79,350	79,400	2,930	1,623	82,350	82,400	3,121	1,776	85,350	85,400	3,312	1,942
76,400	76,450	2,742	1,520	79,400	79,450	2,933	1,625	82,400	82,450	3,124	1,779	85,400	85,450	3,315	1,945
76,450	76,500	2,745	1,522	79,450	79,500	2,936	1,627	82,450	82,500	3,127	1,782	85,450	85,500	3,319	1,947
76,500	76,550	2,748	1,523	79,500	79,550	2,939	1,628	82,500	82,550	3,131	1,785	85,500	85,550	3,322	1,950
76,550	76,600	2,752	1,525	79,550	79,600	2,943	1,630	82,550	82,600	3,134	1,787	85,550	85,600	3,325	1,953
76,600	76,650	2,755	1,527	79,600	79,650	2,946	1,632	82,600	82,650	3,137	1,790	85,600	85,650	3,328	1,956
76,650	76,700	2,758	1,529	79,650	79,700	2,949	1,634	82,650	82,700	3,140	1,793	85,650	85,700	3,331	1,959
76,700	76,750	2,761	1,530	79,700	79,750	2,952	1,635	82,700	82,750	3,143	1,796	85,700	85,750	3,334	1,961
76,750	76,800	2,764	1,532	79,750	79,800	2,955	1,637	82,750	82,800	3,147	1,798	85,750	85,800	3,338	1,964
76,800	76,850	2,768	1,534	79,800	79,850	2,959	1,639	82,800	82,850	3,150	1,801	85,800	85,850	3,341	1,967
76,850	76,900	2,771	1,536	79,850	79,900	2,962	1,641	82,850	82,900	3,153	1,804	85,850	85,900	3,344	1,970
76,900	76,950	2,774	1,537	79,900	79,950	2,965	1,642	82,900	82,950	3,156	1,807	85,900	85,950	3,347	1,972
76,950	77,000	2,777	1,539	79,950	80,000	2,968	1,644	82,950	83,000	3,159	1,809	85,950	86,000	3,350	1,975
77,000				80,000				83,000				86,000			
77,000	77,050	2,780	1,541	80,000	80,050	2,971	1,646	83,000	83,050	3,162	1,812	86,000	86,050	3,354	1,978
77,050	77,100	2,783	1,543	80,050	80,100	2,975	1,649	83,050	83,100	3,166	1,815	86,050	86,100	3,357	1,981
77,100	77,150	2,787	1,544	80,100	80,150	2,978	1,652	83,100	83,150	3,169	1,818	86,100	86,150	3,360	1,983
77,150	77,200	2,790	1,546	80,150	80,200	2,981	1,655	83,150	83,200	3,172	1,820	86,150	86,200	3,363	1,986
77,200	77,250	2,793	1,548	80,200	80,250	2,984	1,657	83,200	83,250	3,175	1,823	86,200	86,250	3,366	1,989
77,250	77,300	2,796	1,550	80,250	80,300	2,987	1,660	83,250	83,300	3,178	1,826	86,250	86,300	3,369	1,992
77,300	77,350	2,799	1,551	80,300	80,350	2,990	1,663	83,300	83,350	3,182	1,829	86,300	86,350	3,373	1,994
77,350	77,400	2,803	1,553	80,350	80,400	2,994	1,666	83,350	83,400	3,185	1,831	86,350	86,400	3,376	1,997
77,400	77,450	2,806	1,555	80,400	80,450	2,997	1,668	83,400	83,450	3,188	1,834	86,400	86,450	3,379	2,000
77,450	77,500	2,809	1,557	80,450	80,500	3,000	1,671	83,450	83,500	3,191	1,837	86,450	86,500	3,382	2,003
77,500	77,550	2,812	1,558	80,500	80,550	3,003	1,674	83,500	83,550	3,194	1,840	86,500	86,550	3,385	2,006
77,550	77,600	2,815	1,560	80,550	80,600	3,006	1,677	83,550	83,600	3,197	1,843	86,550	86,600	3,389	2,008
77,600	77,650	2,818	1,562	80,600	80,650	3,010	1,680	83,600	83,650	3,201	1,845	86,600	86,650	3,392	2,011
77,650	77,700	2,822	1,564	80,650	80,700	3,013	1,682	83,650	83,700	3,204	1,848	86,650	86,700	3,395	2,014
77,700	77,750	2,825	1,565	80,700	80,750	3,016	1,685	83,700	83,750	3,207	1,851	86,700	86,750	3,398	2,017
77,750	77,800	2,828	1,567	80,750	80,800	3,019	1,688	83,750	83,800	3,210	1,854	86,750	86,800	3,401	2,019
77,800	77,850	2,831	1,569	80,800	80,850	3,022	1,691	83,800	83,850	3,213	1,856	86,800	86,850	3,405	2,022
77,850	77,900	2,834	1,571	80,850	80,900	3,025	1,693	83,850	83,900	3,217	1,859	86,850	86,900	3,408	2,025
77,900	77,950	2,838	1,572	80,900	80,950	3,029	1,696	83,900	83,950	3,220	1,862	86,900	86,950	3,411	2,028
77,950	78,000	2,841	1,574	80,950	81,000	3,032	1,699	83,950	84,000	3,223	1,865	86,950	87,000	3,414	2,030
78,000				81,000				84,000				87,000			
78,000	78,050	2,844	1,576	81,000	81,050	3,035	1,702	84,000	84,050	3,226	1,867	87,000	87,050	3,417	2,033
78,050	78,100	2,847	1,578	81,050	81,100	3,038	1,704	84,050	84,100	3,229	1,870	87,050	87,100	3,420	2,036
78,100	78,150	2,850	1,579	81,100	81,150	3,041	1,707	84,100	84,150	3,233	1,873	87,100	87,150	3,424	2,039
78,150	78,200	2,853	1,581	81,150	81,200	3,045	1,710	84,150	84,200	3,236	1,876	87,150	87,200	3,427	2,041
78,200	78,250	2,857	1,583	81,200	81,250	3,048	1,713	84,200	84,250	3,239	1,878	87,200	87,250	3,430	2,044
78,250	78,300	2,860	1,585	81,250	81,300	3,051	1,715	84,250	84,300	3,242	1,881	87,250	87,300	3,433	2,047
78,300	78,350	2,863	1,586	81,300	81,350	3,054	1,718	84,300	84,350	3,245	1,884	87,300	87,350	3,436	2,050
78,350	78,400	2,866	1,588	81,350	81,400	3,057	1,721	84,350	84,400	3,248	1,887	87,350	87,400	3,440	2,052
78,400	78,450	2,869	1,590	81,400	81,450	3,061	1,724	84,400	84,450	3,252	1,889	87,400	87,450	3,443	2,055
78,450	78,500	2,873	1,592	81,450	81,500	3,064	1,726	84,450	84,500	3,255	1,892	87,450	87,500	3,446	2,058
78,500	78,550	2,876	1,593	81,500	81,550	3,067	1,729	84,500	84,550	3,258	1,895	87,500	87,550	3,449	2,061
78,550	78,600	2,879	1,595	81,550	81,600	3,070	1,732	84,550	84,600	3,261	1,898	87,550	87,600	3,452	2,064
78,600	78,650	2,882	1,597	81,600	81,650	3,073	1,735	84,600	84,650	3,264	1,901	87,600	87,650	3,455	2,066
78,650	78,700	2,885	1,599	81,650	81,700	3,076	1,738	84,650	84,700	3,268	1,903	87,650	87,700	3,459	2,069
78,700	78,750	2,889	1,600	81,700	81,750	3,080	1,740	84,700	84,750	3,271	1,906	87,700	87,750	3,462	2,072
78,750	78,800	2,892	1,602	81,750	81,800	3,083	1,743	84,750	84,800	3,274	1,909	87,750	87,800	3,465	2,075
78,800	78,850	2,895	1,604	81,800	81,850	3,086	1,746	84,800	84,850	3,277	1,912	87,800	87,850	3,468	2,077
78,850	78,900	2,898	1,606	81,850	81,900	3,089	1,749	84,850	84,900	3,280	1,914	87,850	87,900	3,471	2,080
78,900	78,950	2,901	1,607	81,900	81,950	3,092	1,751	84,900	84,950	3,283	1,917	87,900	87,950	3,475	2,083
78,950	79,000	2,904	1,609	81,950	82,000	3,096	1,754	84,950	85,000	3,287	1,920	87,950	88,000	3,478	2,086

2013 NEW JERSEY TAX TABLE (NJ-1040) – Continued

If Line 38 (New Jersey Taxable Income) Is —		And You Checked Filing Status Line —		If Line 38 (New Jersey Taxable Income) Is —		And You Checked Filing Status Line —		If Line 38 (New Jersey Taxable Income) Is —		And You Checked Filing Status Line —		If Line 38 (New Jersey Taxable Income) Is —		And You Checked Filing Status Line —	
At Least	But Less Than	1 or 3	2, 4, or 5	At Least	But Less Than	1 or 3	2, 4, or 5	At Least	But Less Than	1 or 3	2, 4, or 5	At Least	But Less Than	1 or 3	2, 4, or 5
		Your Tax Is—				Your Tax Is—				Your Tax Is—				Your Tax Is—	
88,000				91,000				94,000				97,000			
88,000	88,050	3,481	2,088	91,000	91,050	3,672	2,254	94,000	94,050	3,863	2,420	97,000	97,050	4,054	2,586
88,050	88,100	3,484	2,091	91,050	91,100	3,675	2,257	94,050	94,100	3,866	2,423	97,050	97,100	4,057	2,588
88,100	88,150	3,487	2,094	91,100	91,150	3,678	2,260	94,100	94,150	3,870	2,425	97,100	97,150	4,061	2,591
88,150	88,200	3,490	2,097	91,150	91,200	3,682	2,262	94,150	94,200	3,873	2,428	97,150	97,200	4,064	2,594
88,200	88,250	3,494	2,099	91,200	91,250	3,685	2,265	94,200	94,250	3,876	2,431	97,200	97,250	4,067	2,597
88,250	88,300	3,497	2,102	91,250	91,300	3,688	2,268	94,250	94,300	3,879	2,434	97,250	97,300	4,070	2,599
88,300	88,350	3,500	2,105	91,300	91,350	3,691	2,271	94,300	94,350	3,882	2,436	97,300	97,350	4,073	2,602
88,350	88,400	3,503	2,108	91,350	91,400	3,694	2,273	94,350	94,400	3,885	2,439	97,350	97,400	4,077	2,605
88,400	88,450	3,506	2,110	91,400	91,450	3,698	2,276	94,400	94,450	3,889	2,442	97,400	97,450	4,080	2,608
88,450	88,500	3,510	2,113	91,450	91,500	3,701	2,279	94,450	94,500	3,892	2,445	97,450	97,500	4,083	2,610
88,500	88,550	3,513	2,116	91,500	91,550	3,704	2,282	94,500	94,550	3,895	2,448	97,500	97,550	4,086	2,613
88,550	88,600	3,516	2,119	91,550	91,600	3,707	2,285	94,550	94,600	3,898	2,450	97,550	97,600	4,089	2,616
88,600	88,650	3,519	2,122	91,600	91,650	3,710	2,287	94,600	94,650	3,901	2,453	97,600	97,650	4,092	2,619
88,650	88,700	3,522	2,124	91,650	91,700	3,713	2,290	94,650	94,700	3,905	2,456	97,650	97,700	4,096	2,622
88,700	88,750	3,526	2,127	91,700	91,750	3,717	2,293	94,700	94,750	3,908	2,459	97,700	97,750	4,099	2,624
88,750	88,800	3,529	2,130	91,750	91,800	3,720	2,296	94,750	94,800	3,911	2,461	97,750	97,800	4,102	2,627
88,800	88,850	3,532	2,133	91,800	91,850	3,723	2,298	94,800	94,850	3,914	2,464	97,800	97,850	4,105	2,630
88,850	88,900	3,535	2,135	91,850	91,900	3,726	2,301	94,850	94,900	3,917	2,467	97,850	97,900	4,108	2,633
88,900	88,950	3,538	2,138	91,900	91,950	3,729	2,304	94,900	94,950	3,920	2,470	97,900	97,950	4,112	2,635
88,950	89,000	3,541	2,141	91,950	92,000	3,733	2,307	94,950	95,000	3,924	2,472	97,950	98,000	4,115	2,638
89,000				92,000				95,000				98,000			
89,000	89,050	3,545	2,144	92,000	92,050	3,736	2,309	95,000	95,050	3,927	2,475	98,000	98,050	4,118	2,641
89,050	89,100	3,548	2,146	92,050	92,100	3,739	2,312	95,050	95,100	3,930	2,478	98,050	98,100	4,121	2,644
89,100	89,150	3,551	2,149	92,100	92,150	3,742	2,315	95,100	95,150	3,933	2,481	98,100	98,150	4,124	2,646
89,150	89,200	3,554	2,152	92,150	92,200	3,745	2,318	95,150	95,200	3,936	2,483	98,150	98,200	4,127	2,649
89,200	89,250	3,557	2,155	92,200	92,250	3,748	2,320	95,200	95,250	3,940	2,486	98,200	98,250	4,131	2,652
89,250	89,300	3,561	2,157	92,250	92,300	3,752	2,323	95,250	95,300	3,943	2,489	98,250	98,300	4,134	2,655
89,300	89,350	3,564	2,160	92,300	92,350	3,755	2,326	95,300	95,350	3,946	2,492	98,300	98,350	4,137	2,657
89,350	89,400	3,567	2,163	92,350	92,400	3,758	2,329	95,350	95,400	3,949	2,494	98,350	98,400	4,140	2,660
89,400	89,450	3,570	2,166	92,400	92,450	3,761	2,331	95,400	95,450	3,952	2,497	98,400	98,450	4,143	2,663
89,450	89,500	3,573	2,168	92,450	92,500	3,764	2,334	95,450	95,500	3,956	2,500	98,450	98,500	4,147	2,666
89,500	89,550	3,576	2,171	92,500	92,550	3,768	2,337	95,500	95,550	3,959	2,503	98,500	98,550	4,150	2,669
89,550	89,600	3,580	2,174	92,550	92,600	3,771	2,340	95,550	95,600	3,962	2,506	98,550	98,600	4,153	2,671
89,600	89,650	3,583	2,177	92,600	92,650	3,774	2,343	95,600	95,650	3,965	2,508	98,600	98,650	4,156	2,674
89,650	89,700	3,586	2,180	92,650	92,700	3,777	2,345	95,650	95,700	3,968	2,511	98,650	98,700	4,159	2,677
89,700	89,750	3,589	2,182	92,700	92,750	3,780	2,348	95,700	95,750	3,971	2,514	98,700	98,750	4,163	2,680
89,750	89,800	3,592	2,185	92,750	92,800	3,784	2,351	95,750	95,800	3,975	2,517	98,750	98,800	4,166	2,682
89,800	89,850	3,596	2,188	92,800	92,850	3,787	2,354	95,800	95,850	3,978	2,519	98,800	98,850	4,169	2,685
89,850	89,900	3,599	2,191	92,850	92,900	3,790	2,356	95,850	95,900	3,981	2,522	98,850	98,900	4,172	2,688
89,900	89,950	3,602	2,193	92,900	92,950	3,793	2,359	95,900	95,950	3,984	2,525	98,900	98,950	4,175	2,691
89,950	90,000	3,605	2,196	92,950	93,000	3,796	2,362	95,950	96,000	3,987	2,528	98,950	99,000	4,178	2,693
90,000				93,000				96,000				99,000			
90,000	90,050	3,608	2,199	93,000	93,050	3,799	2,365	96,000	96,050	3,991	2,530	99,000	99,050	4,182	2,696
90,050	90,100	3,612	2,202	93,050	93,100	3,803	2,367	96,050	96,100	3,994	2,533	99,050	99,100	4,185	2,699
90,100	90,150	3,615	2,204	93,100	93,150	3,806	2,370	96,100	96,150	3,997	2,536	99,100	99,150	4,188	2,702
90,150	90,200	3,618	2,207	93,150	93,200	3,809	2,373	96,150	96,200	4,000	2,539	99,150	99,200	4,191	2,704
90,200	90,250	3,621	2,210	93,200	93,250	3,812	2,376	96,200	96,250	4,003	2,541	99,200	99,250	4,194	2,707
90,250	90,300	3,624	2,213	93,250	93,300	3,815	2,378	96,250	96,300	4,006	2,544	99,250	99,300	4,198	2,710
90,300	90,350	3,627	2,215	93,300	93,350	3,819	2,381	96,300	96,350	4,010	2,547	99,300	99,350	4,201	2,713
90,350	90,400	3,631	2,218	93,350	93,400	3,822	2,384	96,350	96,400	4,013	2,550	99,350	99,400	4,204	2,715
90,400	90,450	3,634	2,221	93,400	93,450	3,825	2,387	96,400	96,450	4,016	2,552	99,400	99,450	4,207	2,718
90,450	90,500	3,637	2,224	93,450	93,500	3,828	2,389	96,450	96,500	4,019	2,555	99,450	99,500	4,210	2,721
90,500	90,550	3,640	2,227	93,500	93,550	3,831	2,392	96,500	96,550	4,022	2,558	99,500	99,550	4,213	2,724
90,550	90,600	3,643	2,229	93,550	93,600	3,834	2,395	96,550	96,600	4,026	2,561	99,550	99,600	4,217	2,727
90,600	90,650	3,647	2,232	93,600	93,650	3,838	2,398	96,600	96,650	4,029	2,564	99,600	99,650	4,220	2,729
90,650	90,700	3,650	2,235	93,650	93,700	3,841	2,401	96,650	96,700	4,032	2,566	99,650	99,700	4,223	2,732
90,700	90,750	3,653	2,238	93,700	93,750	3,844	2,403	96,700	96,750	4,035	2,569	99,700	99,750	4,226	2,735
90,750	90,800	3,656	2,240	93,750	93,800	3,847	2,406	96,750	96,800	4,038	2,572	99,750	99,800	4,229	2,738
90,800	90,850	3,659	2,243	93,800	93,850	3,850	2,409	96,800	96,850	4,042	2,575	99,800	99,850	4,233	2,740
90,850	90,900	3,662	2,246	93,850	93,900	3,854	2,412	96,850	96,900	4,045	2,577	99,850	99,900	4,236	2,743
90,900	90,950	3,666	2,249	93,900	93,950	3,857	2,414	96,900	96,950	4,048	2,580	99,900	99,950	4,239	2,746
90,950	91,000	3,669	2,251	93,950	94,000	3,860	2,417	96,950	97,000	4,051	2,583	99,950	100,000	4,242	2,749

New Jersey Tax Rate Schedules 2013

FILING STATUS: Single
Married/CU partner, filing separate return

Table A

		STEP 1	STEP 2	STEP 3	
If Taxable Income (Line 38) is:		Enter Line 38	Multiply Line 38 by:	Subtract	Your Tax
Over	But not over				
\$ 0	\$ 20,000	_____	× .014 = _____	– \$ 0 = _____	
\$ 20,000	\$ 35,000	_____	× .0175 = _____	– \$ 70.00 = _____	
\$ 35,000	\$ 40,000	_____	× .035 = _____	– \$ 682.50 = _____	
\$ 40,000	\$ 75,000	_____	× .05525 = _____	– \$ 1,492.50 = _____	
\$ 75,000	\$500,000	_____	× .0637 = _____	– \$ 2,126.25 = _____	
\$500,000	and over	_____	× .0897 = _____	– \$15,126.25 = _____	

FILING STATUS: Married/CU couple, filing joint return
Head of household
Qualifying widow(er)/surviving CU partner

Table B

		STEP 1	STEP 2	STEP 3	
If Taxable Income (Line 38) is:		Enter Line 38	Multiply Line 38 by:	Subtract	Your Tax
Over	But not over				
\$ 0	\$ 20,000	_____	× .014 = _____	– \$ 0 = _____	
\$ 20,000	\$ 50,000	_____	× .0175 = _____	– \$ 70.00 = _____	
\$ 50,000	\$ 70,000	_____	× .0245 = _____	– \$ 420.00 = _____	
\$ 70,000	\$ 80,000	_____	× .035 = _____	– \$ 1,154.50 = _____	
\$ 80,000	\$150,000	_____	× .05525 = _____	– \$ 2,775.00 = _____	
\$150,000	\$500,000	_____	× .0637 = _____	– \$ 4,042.50 = _____	
\$500,000	and over	_____	× .0897 = _____	– \$17,042.50 = _____	

When You Need Information...

by phone...

Call our Automated Tax Information System

1-800-323-4400 — (within NJ, NY, PA, DE, and MD) or **609-826-4400**. Touch-tone phones only.

- ♦ Listen to recorded tax information on many topics.
- ♦ Order certain forms and publications through our message system.
- ♦ Get information on 2013 refunds from ARIS, our Automated Refund Inquiry System, 7 days a week (hours may vary).

Contact our Customer Service Center

609-292-6400 — Speak directly to a Division of Taxation representative for tax information and assistance, 8:30 a.m. to 4:30 p.m., Monday through Friday (except holidays).

Text Telephone Service (TTY/TDD) for Hard-of-Hearing Users

1-800-286-6613 — (toll-free within NJ, NY, PA, DE, and MD) or **609-984-7300**. These numbers are accessible *only* from TTY devices.

- ♦ Submit a text message on any New Jersey tax matter.
- ♦ Receive a reply through NJ Relay Services (711).

online...

Visit the New Jersey Division of Taxation Home Page

Many State tax forms and publications are available on our website. Access the Division's home page at:

www.state.nj.us/treasury/taxation/

You can also reach us by email with general State tax questions at:

nj.taxation@treas.state.nj.us

Do not include confidential information such as social security or Federal tax identification numbers, liability or payment amounts, dates of birth, or bank account numbers in your email.

Subscribe to *NJ Tax E-News*, the Division of Taxation's online information service, at:

www.state.nj.us/treasury/taxation/listservic.shtml

in person...

Visit a New Jersey Division of Taxation Regional Office

Regional offices provide individual assistance at various locations throughout the State. Call the Automated Tax Information System or visit our home page for the address of the regional office nearest you.

To Get Forms...

- ♦ Call New Jersey's Forms Request System at 1-800-323-4400 (within NJ, NY, PA, DE, and MD) or 609-826-4400. Touch-tone phones only.
- ♦ Visit our website at:
www.state.nj.us/treasury/taxation/forms.shtml
- ♦ Dial NJ TaxFax at 609-826-4500 from your fax machine's phone.
- ♦ Write to: NJ Division of Taxation
Taxpayer Forms Services
PO Box 269
Trenton, NJ 08695-0269

Who Can Help...

Trained volunteers in the VITA (Volunteer Income Tax Assistance) and TCE (Tax Counseling for the Elderly) Programs are available to help prepare both Federal and State returns at locations throughout New Jersey. For the location nearest you, contact the Division's Customer Service Center at 609-292-6400 or the Internal Revenue Service.

New Jersey Earned Income Tax Credit...

Call the Customer Service Center

609-292-6400 — For information, 8:30 a.m. to 4:30 p.m., Monday through Friday (except holidays).

NJ TaxTalk

TaxTalk is the portion of the Automated Tax Information System (ATIS) that provides recorded information to callers on a variety of New Jersey tax topics. Callers will have the opportunity, after certain topics, to request a form or publication pertaining to that topic. TaxTalk is available 24 hours a day, 7 days a week.

Select the 3-digit number of the topic you want to hear. Then from a Touch-tone phone call 1-800-323-4400 (within NJ, NY, PA, DE, and MD) or 609-826-4400. Have paper and pencil available to take notes. Additional topics may become available after the printing of this booklet.

TaxTalk — Topic Codes

NJ INCOME TAX INFORMATION FOR INDIVIDUALS

Filing Your New Jersey Return

- 100 Who Must File
- 101 Military Personnel Resident Defined & Income Tax Filing Requirements
- 102 Military Personnel Nonresident Defined & Income Tax Filing Requirements
- 103 How and When to File an Extension
- 104 Military Extensions
- 105 How and When to Amend
- 106 Penalties, Interest & Collection Fees
- 108 Who is Required to Make Estimated Tax Payments
- 110 Interest on Underpayment of Estimated Tax Payments

- 112 Pennsylvania Residents Working in New Jersey/New Jersey Residents Working in Pennsylvania
- 114 Nonresidents
- 115 Nonresidents: Estimated Tax on Income From the Sale or Transfer of New Jersey Real Estate
- 116 Mailing Your Return With Refunds or No Tax Due
- 118 Mailing Your Return With Payments Due
- 119 Mailing Your Property Tax Applications Only (Without NJ-1040 Tax Returns)
- 120 How to Pay

Completing Your New Jersey Return

- 121 Social Security Number
- 122 Filing Status

- 123 Civil Union Partners
- 124 Part-Year Residents
- 128 Deceased Taxpayers
- 130 Personal Exemptions
- 131 Domestic Partnership Exemption
- 132 Dependent Exemptions
- 133 Dependents Attending Colleges Exemptions
- 134 New Jersey Earned Income Tax Credit
- 135 Property Tax Deduction or Credit
- 136 Deductions
- 138 Reporting Wages
- 140 Nontaxable Income
- 142 Reporting Capital Gain Income
- 143 Reporting a Gain From the Sale of a Principal Residence
- 144 Reporting Net Profits From Your Business

continued

- 145 Reporting Distributive Share of Partnership Income
- 146 Reporting Net Pro Rata Share of S Corporation Income
- 147 Use Tax Due on Out-of-State Purchases
- 148 Withholdings and Payments
- 150 Claiming Credit for Income or Wage Tax Paid to Another Jurisdiction
- 152 Claiming Excess Unemployment and Disability

Pension and IRA Information

- 154 Pension Income
- 156 Pension Exclusion
- 157 Employer Post-Retirement Contributions to Section 403(b) Plan
- 158 IRA Distributions
- 160 Establishing Your Roth IRA
- 162 Qualified Distributions From a Roth IRA
- 164 Nonqualified Distributions From a Roth IRA

NJ PROPERTY TAX RELIEF PROGRAMS**Homestead Benefit**

- 228 General Information on the Homestead Benefit for Homeowners
- 231 Homestead Benefit Amounts for Homeowners
- 233 How to Check the Status of Your Homestead Benefit

Senior Freeze/Property Tax Reimbursement

- 216 General Information on the Senior Freeze/Property Tax Reimbursement
- 218 Eligibility Requirements
- 220 How to Apply for a Senior Freeze/Property Tax Reimbursement

Property Tax Deduction or Credit

- 224 General Information on the Property Tax Deduction or Credit

PAPERLESS FILING PROGRAMS**New Jersey WebFile**

- 300 NJ WebFile

New Jersey E-File

- 304 NJ E-File

NJ TAX AND FEE INFORMATION FOR BUSINESSES**Business Registration**

- 400 Starting a Business in NJ
- 401 How to File Taxes and Fees by Phone or Online
- 402 Small Business Workshops
- 404 Electing S Corporation Status
- 410 Ending Your Tax Registration in New Jersey

Income Tax Withholding Information for Businesses

- 412 Reporting and Remitting NJ Income Tax Withheld
- 414 Reconciling Tax Withheld With Form NJ-W-3
- 416 Employee's Withholding Allowance Certificates, Forms W-4 and NJ-W-4
- 420 Withholding New Jersey Income Taxes
- 421 Withholding New Jersey Income Taxes for Contractor Services
- 422 Penalties, Interest & Collection Fees

Sales and Use Tax Information for Businesses

- 424 Collecting Sales Tax
- 426 Use Tax
- 428 Annual Use Tax
- 429 New Jersey Sales and Use Tax EZ File Systems for Filing Forms ST-50/ST-51
- 430 Filing Forms ST-50/ST-51
- 432 What to Do if You Don't Have a Form
- 434 Penalties, Interest & Collection Fees
- 436 Contractors
- 438 Making Mail-Order and Internet Sales
- 442 Urban Enterprise Zone

Lease and Rental Information for Businesses

- 444 Lease and Rental Transactions
- 448 Domestic Security Fee

Other Fees and Taxes

- 449 9-1-1 System and Emergency Response Fee
- 451 Cosmetic Medical Procedures Gross Receipts Tax
- 454 Domestic Security Fee
- 456 Hotel/Motel State Occupancy Fee and Municipal Occupancy Tax
- 458 Litter Control Fee
- 459 Motor Vehicle Tire Fee

CORPORATIONS & PARTNERSHIPS**Corporations**

- 501 Starting a Corporation
- 502 Filing Responsibilities
- 503 Consequences of Not Dissolving a Corporation
- 504 Tax Rates and Accounting Periods
- 506 Electing S Corporation Status

Partnerships

- 508 Partnership Information
- 510 Partnership Filing Requirements
- 511 Prepayment of Partnership Filing Fee

INFORMATION FOR INDIVIDUALS ON SALES & USE TAX AND STATE FEES**General Information on Sales and Use Tax for Individuals**

- 600 General Information on Sales and Use Tax for Individuals

Out-of-State Purchases

- 602 Out-of-State Purchases

Mail Orders and Internet Purchases

- 604 Mail Orders and Internet Purchases

Home Improvements

- 606 Home Improvements

Taxability of Leases and Rentals

- 608 Taxability of Leases and Rentals

Other Fees and Taxes

- 609 9-1-1 System and Emergency Response Fee
- 610 Atlantic City Luxury Tax, Sales Tax, and Other Fees
- 612 Atlantic City Casino Hotel Parking Fee
- 614 Cape May County Tourism Tax and Assessment
- 615 Cosmetic Medical Procedures Gross Receipts Tax
- 618 Domestic Security Fee
- 620 Hotel/Motel State Occupancy Fee and Municipal Occupancy Tax
- 621 Motor Vehicle Tire Fee

OTHER NJ TAX INFORMATION**New Jersey Division of Taxation****Regional Offices**

- 702 Camden Office
- 704 Fair Lawn Office
- 705 Neptune Office
- 706 Newark Office
- 708 Northfield Office
- 710 Somerville Office
- 712 Trenton Office

Income Tax Refund Information

- 713 How to Check the Status of Your Income Tax Refund

Other Ways to Contact the Division

- 714 Other Ways to Contact the Division

Order Forms Through New Jersey TaxFax

- 716 Order Forms Through NJ TaxFax

Taxpayers' Bill of Rights

- 718 Taxpayers' Bill of Rights

CATCH Program/Citizens Against Tax Cheats

- 720 CATCH Program

Inheritance and Estate Tax

- 722 Inheritance and Estate Tax

Identity Theft

- 726 Identity Theft

- A** Accounting Method **12**
 Address Label **14**
 Age, Exemption for **15**
 Alimony **17, 24, 28**
 Alternative Business Calculation
 Adjustment **28**
 Amended Returns **12**
 American Red Cross – NJ Fund **4, 39**
 Amount You Owe **39**
 Annuities **20, 23**
 Archer MSAs **18, 28**
 Assembling Your Return **47**
 Awards, Prizes **17, 24**
- B** Basis **44**
 Beneficiaries **12, 24**
 Blindness, Exemption for **15**
 Boys and Girls Clubs in New Jersey Fund
4, 39
 Breast Cancer Research Fund **3, 39**
 Business Income **17, 20, 45**
- C** Cafeteria Plans **18**
 Capital Gains and Losses **17, 20, 44**
 Capital Gains Distributions **20, 45**
 Cat and Dog Spay/Neuter Fund **4, 39**
 Child Support **18, 24, 28**
 Children’s Trust Fund **3, 39**
 Civil Unions **14**
 Collection Fees **13**
 Common Mistakes **6**
 Community Food Pantry Fund **4, 39**
 Commuter Transportation Benefits **18**
 County/Municipality Code **14, 48**
 Credit for Taxes Paid to Other Jurisdictions
35, 40
 Credit From 2012 Return **37**
- D** Deceased Taxpayers **11, 24**
 Dependents **15**
 Disability—
 Exemption for **15**
 Income **18, 21**
 Disability Insurance Contributions, Excess
 Withheld **38**
 Dividends **17, 20**
 Domestic Partnership **15**
 Domicile **5**
 Drug Abuse Education Fund **3, 39**
- E** Early Retirement Benefits **20**
 Earned Income Tax Credit **38**
 Employee Business Expenses **17**
 Enclosures With the NJ-1040 **47**
 Endangered Wildlife Fund **3, 39**
 Estates and Trusts **12, 17, 24**
 Estimated Tax **12, 37**
 Exemptions **15, 27**
 Extension of Time to File **9**
- F** Family Leave Insurance Benefits **18**
 Family Leave Insurance Contributions,
 Excess Withheld **38**
 Federal/State Tax Agreement **13**
 Filing Requirements **5**
 Filing Status **14**
 Fiscal Year **9**
- 401(k) Plans **22**
 Fraudulent Return **13**
- G** Gains and Losses From Disposition of
 Property **17, 20, 44**
 Gambling Winnings **17, 24**
 General Rule Method **21, 23**
 Girl Scouts Councils in New Jersey Fund
5, 39
 Gubernatorial Elections Fund Check-Off **16**
- H** Health Enterprise Zone Deduction **28**
 Home, Sale of **44**
 How to Pay **10**
- I** Income—
 Defined **16**
 Exclusions **25, 26, 44**
 Exempt **18**
 In Respect of Decedent **12, 17, 24**
 Installment Sales **44**
 Interest Income **17, 18, 19**
 Interest on Tax Due **13**
 IRA—
 Contributions **22, 27**
 Roth **22**
 Withdrawals **20, 22, 24, 25**
- K** Keogh Plan **20, 27**
 Korean Veterans’ Memorial Fund **3, 39**
- L** Literacy Volunteers of America – New
 Jersey Fund **4, 39**
 Lottery Winnings **17, 18, 24**
 Lump-Sum Distributions **22, 24, 42**
 Lung Cancer Research Fund **4, 39**
- M** Meals and Lodging **17**
 Medical Expenses **27**
 Military Personnel (and Spouses) **8**
 Pensions, Military **18, 21**
 Moving Expenses **17**
 Mutual Funds, Reporting Dividends From
20
- N** New Jersey Veterans Haven Support Fund
4, 39
 New York, Income From **42**
 NJ-AIDS Services Fund **3, 39**
 NJ National Guard State Family Readiness
 Council Fund **4, 39**
 Nonresident, Defined **5**
- O** Other Retirement Income Exclusion **26**
 Organ and Tissue Donor Awareness
 Education Fund **3, 39**
 Overpayment **11, 39**
- P** Part-Year Residents/Nonresidents **5, 6**
 Partners and Partnerships **12, 17, 24, 46**
 Penalties—
 Early Withdrawal of Savings **19**
 On Tax Due **13**
 Underpayment of Estimated Tax **37**
 Pennsylvania, Income From **42**
 Pension Exclusion **25**
 Pensions **17, 18, 20, 23**
 Philadelphia, Income From **42**
 Postmark Date **9**
- Privacy Act Notification **13**
 Prizes, Awards **17, 24**
 Property Tax Credit **32-34, 37, 40, 43**
 Application **48**
 Property Tax Deduction **32-34, 40, 43**
 Prostate Cancer Research Fund **4, 39**
- Q** Qualified Conservation Contributions **28**
 Qualified Investment Fund **18, 20**
- R** Record Keeping **13**
 Refunds **11, 40**
 Inquiry System **62**
 Rental Income **17, 24, 46**
 Residence Furnished by Employer **17, 25**
 Residency Period **14**
 Resident, Defined **5**
 Rollovers **21, 22**
 Roth IRAs **22**
 Rounding Off to Whole Dollars **12**
 Royalties **17, 24, 46**
- S** S Corporations **17, 24, 42, 46**
 Sale of Home **44**
 Scholarships and Fellowships **17, 18, 25**
 Self-Employed Health Insurance
 Deduction **28**
 Sheltered Workshop Tax Credit **35**
 Sick Pay **18**
 Signatures **13, 49**
 Social Security Number **14, 16**
 Social Security Benefits—
 Exclusion for Persons not Receiving **26**
 Taxability of **18, 49**
 Statutory Employees **17**
 Students—
 Dependents Attending Colleges **15**
 Filing Requirements **5**
- T** Tax—
 Preparers **13**
 Rate Schedules **61**
 Table **52**
 Withheld **37**
 Tax Assistance **62**
 Tax-Exempt Housing **30**
 Taxpayers’ Bill of Rights **7**
 TaxTalk **62**
 Three-Year Rule Method **21, 23**
 Trusts and Estates **12, 17, 24**
 2014 NJ Special Olympics Home Team
 Fund **5, 39**
- U** UI/WF/SWF, Excess Withheld **38**
 Unemployment Compensation **18**
 Use Tax **35**
 U.S.S. NJ Educational Museum Fund **3, 39**
- V** Vietnam Veterans’ Memorial Fund **3, 39**
- W** Wage and Tax Statement (W-2) **17, 19, 37**
 Wages **16**
 When to File **9**
 Where to Send Your Return/Application
11, 49
 Which Form to File **5**
 Who Must File **5**
 World Trade Center Scholarship Fund **4, 39**

Senior Gold Prescription Discount Program

Senior Gold Prescription Discount Program (Senior Gold) is a State-funded prescription program that helps eligible residents pay for prescribed legend drugs, insulin, and insulin supplies.

Eligibility Requirements

You are eligible for Senior Gold if you meet the following requirements:

- You are a New Jersey resident;
- You are 65 years of age or older **or** you are 18 years of age or older *and* receiving Social Security Title II Disability benefits (you do *not* qualify if you are under age 65 and receiving these benefits on behalf of someone other than yourself);
- You meet certain income limits. The annual income limits for 2013 were between \$25,743 and \$35,743 if you are single or between \$31,563 and \$41,563 if you are married or in a civil union (**NOTE:** these limits may change for 2014); and
- If you are Medicare-eligible, you are required to enroll in a Medicare Part D Prescription Drug Plan of your choice. You will be responsible for paying the monthly premium directly to the Medicare Part D plan. You also will be responsible for paying any late enrollment penalty imposed by Medicare for each month you were eligible to enroll in Medicare Part D but did not enroll.

Benefits

Senior Gold helps eligible New Jersey residents pay for prescription drugs, insulin, insulin needles and syringes, and needles for injectable medicines used for the treatment of multiple sclerosis. Only drugs approved by the Food and Drug Administration are covered. Drugs purchased outside the State of New Jersey are not covered, nor is any pharmaceutical product whose manufacturer has not agreed to provide rebates to the State of New Jersey. The Senior Gold card works together with Medicare Part D Prescription Drug Plans. Senior Gold can reduce out-of-pocket expenses associated with participation in Medicare Part D.

Where to Get Information

For more information about the Senior Gold Program call 1-800-792-9745 or visit the Department of Human Services' website at: www.state.nj.us/humanservices/doas/home/seniorgolddetail.html

NJFastFile

the way to a faster refund.

NJWebFile

Use your computer to file your return.


Visit www.njwebfile.com to prepare your return on our secure Internet site. There's nothing to buy and there are no filing fees.

NJE-File

Use your tax software or ask your tax preparer.

If you're having a tax preparer do your Federal and State income tax returns, ask to have them filed electronically. You can also do it yourself through an online tax preparation website or by using off-the-shelf tax software.

**NJ-1040NR
2013**



040NW01130

STATE OF NEW JERSEY

INCOME TAX - NONRESIDENT RETURN

For Taxable Year January 1, 2013 - December 31, 2013

Or Other Taxable Year Beginning _____, 2013

Ending _____, 20____

5-N

Check box if application for Federal extension is attached or enter confirmation number _____

FOR PRIVACY ACT NOTIFICATION SEE INSTRUCTIONS	Your Social Security Number	Last Name, First Name and Initial (Joint filers enter first name and initial of each - Enter spouse/CU partner last name ONLY if different)			Place label on form if all preprinted information is correct. Otherwise, print or type your name and address.
	Spouse's/CU Partner's Social Security Number	Home Address (Number and Street, incl. apt. # or rural route) Change of Address <input type="checkbox"/>			
	↑ You must enter your SSN(s) above ↑ State of Residency (outside NJ)	City, Town, Post Office	State	Zip Code	

NJ RESIDENCY STATUS If you were a New Jersey resident for ANY part of the taxable year, give the period of New Jersey residency. From _____ To _____
MONTH DAY YEAR MONTH DAY YEAR

FOR PRIVACY ACT NOTIFICATION SEE INSTRUCTIONS	Filing Status (Check only ONE box)		EXEMPTIONS	6. Regular <input checked="" type="checkbox"/> Yourself <input type="checkbox"/> Spouse/CU Partner <input type="checkbox"/> Domestic Partner	6		
	1. <input type="checkbox"/> Single			7. Age 65 or Over <input type="checkbox"/> Yourself <input type="checkbox"/> Spouse/CU Partner	7		
	2. <input type="checkbox"/> Married/CU Couple, filing joint return			8. Blind or Disabled <input type="checkbox"/> Yourself <input type="checkbox"/> Spouse/CU Partner	8		
	3. <input type="checkbox"/> Married/CU Partner, filing separate return			9. Number of your qualified dependent children			9
	Name and SSN of Spouse/CU Partner _____			10. Number of other dependents			10
	4. <input type="checkbox"/> Head of household			11. Dependents attending colleges (See Instr. page 13)	11		
	5. <input type="checkbox"/> Qualifying widow(er)/ Surviving CU Partner			12. Totals (For Line 12a - Add Lines 6, 7, 8, and 11) (For Line 12b - Add Line 9 and Line 10)	12a		12b

DEPENDENT INFORMATION	13. Dependent's Last Name, First Name, Middle Initial	Dependent's Social Security Number	Birth Year
	a _____	_____/_____/_____	_____
	b _____	_____/_____/_____	_____
	c _____	_____/_____/_____	_____
	d _____	_____/_____/_____	_____

GUBERNATORIAL ELECTIONS FUND	→ Do you wish to designate \$1 of your taxes for this fund? If joint return, does your spouse/CU partner wish to designate \$1?	Yes <input type="checkbox"/>	No <input type="checkbox"/>	Note: If you check the "Yes" box(es), it will not increase your tax or reduce your refund.
		Yes <input type="checkbox"/>	No <input type="checkbox"/>	

Check Amount (See Line 52). . .	<input type="text"/>	<input type="text"/>	<input type="text"/>	<input type="text"/>	<input type="text"/>	<input type="text"/>	<input type="text"/>
	(Column A) AMOUNT OF GROSS INCOME (EVERYWHERE)			(Column B) AMOUNT FROM NEW JERSEY SOURCES			
14. Wages, salaries, tips, and other employee compensation	14			14			
15. Interest	15			15			
16. Dividends	16			16			
17. Net profits from business (Schedule NJ-BUS-1, Part I, Line 4)	17			17			
18. Net gains or income from disposition of property (From Line 60)	18			18			
19. Net gains or income from rents, royalties, patents, and copyrights (Schedule NJ-BUS-1, Part II, Line 4)	19			19			
20. Net gambling winnings (See Instruction page 18)	20			20			
21. Pensions, Annuities, and IRA Withdrawals	21						
22. Distributive Share of Partnership Income (Schedule NJ-BUS-1, Part III, Line 4) . .	22			22			
23. Net pro rata share of S Corporation Income (Schedule NJ-BUS-1, Part IV, Line 4)	23			23			
24. Alimony and separate maintenance payments received	24			24			
25. Other - State Nature and Source _____	25			25			
26. TOTAL INCOME (Add Lines 14 through 25)	26			26			
27a. Pension Exclusion (See Instruction page 23)	27a						
27b. Other Retirement Income Exclusion (See Worksheet and Instructions page 24) . .	27b			27b			
27c. Total Exclusion Amount (Add Line 27a and Line 27b)	27c			27c			
28. Gross Income (Subtract Line 27c from Line 26)	28			28			

Name(s) as shown on Form NJ-1040NR	Your Social Security Number
------------------------------------	-----------------------------

PART I	NET GAINS OR INCOME FROM DISPOSITION OF PROPERTY	List the net gains or income, less net loss, derived from the sale, exchange, or other disposition of property including real or personal whether tangible or intangible.			
(a) Kind of property and description	(b) Date acquired (Mo., day, yr.)	(c) Date sold (Mo., day, yr.)	(d) Gross sales price	(e) Cost or other basis as adjusted (see instructions) and expense of sale	(f) Gain or (loss) (d less e)
57.					
58. Capital Gains Distribution					58
59. Other Net Gains					59
60. Net Gains (Add Lines 57, 58, and 59) (Enter here and on Line 18) (If Loss, enter ZERO)					60

PART II	ALLOCATION OF WAGE AND SALARY INCOME EARNED PARTLY INSIDE AND OUTSIDE NEW JERSEY	(See instructions if compensation depends entirely on volume of business transacted or if other basis of allocation is used.)			
61. Amount reported on Line 14 in Column A required to be allocated	61				
62. Total days in taxable year	62				
63. Deduct nonworking days (Sundays, Saturdays, holidays, sick leave, vacation, etc.)	63				
64. Total days worked in taxable year (subtract Line 63 from Line 62)	64				
65. Deduct days worked outside New Jersey	65				
66. Days worked in New Jersey (subtract Line 65 from Line 64)	66				
67. ALLOCATION FORMULA $\frac{\text{(Line 66)}}{\text{(Line 64)}} \times \frac{\text{(Enter amount from Line 61)}}{\text{(Salary earned inside N.J.)}} =$					(Include this amount on Line 14, Col. B)

PART III	ALLOCATION OF BUSINESS INCOME TO NEW JERSEY	(See instructions if other than Formula Basis of allocation is used.)			
BUSINESS ALLOCATION PERCENTAGE (From Schedule NJ-NR-A)					
Enter below the line number and amount of each item of business income reported in Column A which is required to be allocated and multiply by allocation percentage to determine amount of income from New Jersey sources.					
From Line No. _____	\$ _____	X _____	% = \$ _____		
From Line No. _____	\$ _____	X _____	% = \$ _____		
From Line No. _____	\$ _____	X _____	% = \$ _____		

NOTE: For tax year 2012 and after, the section for listing income (losses) in the category Net Gains or Income From Rents, Royalties, Patents and Copyrights has been eliminated from this page. Use Part II of Schedule NJ-BUS-1 (Form NJ-1040NR) to report that information.

**SCHEDULE
NJ-BUS-1**
(Form NJ-1040NR)

**NEW JERSEY GROSS INCOME TAX
BUSINESS INCOME SUMMARY SCHEDULE**

2013

Name(s) as shown on Form NJ-1040NR	Your Social Security Number
------------------------------------	-----------------------------

PART I NET PROFITS FROM BUSINESS		List the net profit (loss) from business(es). See instructions.	
	Business Name	Social Security Number/ Federal EIN	Profit or (Loss)
1.			
2.			
3.			
4. Net Profit or (Loss). (Add Lines 1, 2, and 3.) (Enter here and on Line 17, Column A. If loss, enter ZERO on Line 17, Column A.)			4.

PART II NET GAINS OR INCOME FROM RENTS, ROYALTIES, PATENTS, AND COPYRIGHTS		List the net gains or net income, less net loss, derived from or in the form of rents, royalties, patents, and copyrights. See instructions. Type of Property: 1-Rental real estate 2-Royalties 3-Patents 4-Copyrights	
	Source of Income or Loss. If rental real estate, enter physical address of property.	Social Security Number/ Federal EIN	Type - Enter number from list above
1.			
2.			
3.			
4. Net Income or (Loss). (Add Lines 1, 2, and 3.) (Enter here and on Line 19, Column A. If loss, enter ZERO on Line 19, Column A.)			4.

PART III DISTRIBUTIVE SHARE OF PARTNERSHIP INCOME		List the distributive share of income (loss) from partnership(s). See instructions.	
	Partnership Name	Federal EIN	Share of Partnership Income or (Loss)
1.			
2.			
3.			
4. Distributive Share of Partnership Income or (Loss). (Add Lines 1, 2, and 3.) (Enter here and on Line 22, Column A. If loss, enter ZERO on Line 22, Column A.)			4.

PART IV NET PRO RATA SHARE OF S CORPORATION INCOME		List the pro rata share of income (loss) from S corporation(s). See instructions.	
	S Corporation Name	Federal EIN	Pro Rata Share of S Corporation Income or (Loss)
1.			
2.			
3.			
4. Net Pro Rata Share of S Corporation Income or (Loss). (Add Lines 1, 2, and 3.) (Enter here and on Line 23, Column A. If loss, enter ZERO on Line 23, Column A.)			4.

**SCHEDULE
NJ-BUS-2**
(Form NJ-1040NR)

**NEW JERSEY GROSS INCOME TAX
ALTERNATIVE BUSINESS CALCULATION ADJUSTMENT**

2013

Name(s) as shown on Form NJ-1040NR				Your Social Security Number		
PART I INCOME (LOSS)		Column A		Column B		
		Reportable Regular Business Income		Alternative Business Income/(Loss)		
1.	Net Profits From Business	1a.		1b.		
2.	Net Gain or Income From Rents, Royalties, Patents, and Copyrights	2a.		2b.		
3.	Distributive Share of Partnership Income	3a.		3b.		
4.	Net Pro Rata Share of S Corporation Income	4a.		4b.		
5.	Loss Carryforward From Tax Year 2012			5b.	()
6.	Totals	6a.		6b.		
PART II ADJUSTMENT CALCULATION						
7.	Total Regular Business Income	7.				
8.	Total Alternative Business Income/(Loss). (If loss, enter zero)	8.				
9.	Business Increment (Line 7 minus Line 8)	9.				
10.	Adjustment Percentage	10.		0.20		
11.	Alternative Business Calculation Adjustment (Line 9 x 0.20)	11.				
PART III LOSS CARRYFORWARD TO TAX YEAR 2014						
12.	Loss Carryforward to Tax Year 2014	12.		()

Instructions

- Line 1a. Enter the amount from Line 17, Column A, of Form NJ-1040NR.
- Line 1b. Enter the amount from Part I, Line 4 of Schedule NJ-BUS-1 (Form NJ-1040NR).
- Line 2a. Enter the amount from Line 19, Column A, of Form NJ-1040NR.
- Line 2b. Enter the amount from Part II, Line 4 of Schedule NJ-BUS-1 (Form NJ-1040NR).
- Line 3a. Enter the amount from Line 22, Column A, of Form NJ-1040NR.
- Line 3b. Enter the amount from Part III, Line 4 of Schedule NJ-BUS-1 (Form NJ-1040NR).
- Line 4a. Enter the amount from Line 23, Column A, of Form NJ-1040NR.
- Line 4b. Enter the amount from Part IV, Line 4 of Schedule NJ-BUS-1 (Form NJ-1040NR).
- Line 5b. Enter the amount from Line 11 of your 2012 Schedule NJ-BUS-2 (Form NJ-1040NR).
- Line 6a. Enter the total of Lines 1a through 4a.
- Line 6b. Enter the total of Lines 1b through 5b, netting gains with losses.
- Line 7. Enter the amount from Line 6a of this schedule.
- Line 8. Enter the amount from Line 6b of this schedule. If loss, enter zero here.
- Line 9. Subtract Line 8 from Line 7. If the result is zero, also enter zero on Line 11 and on Line 35 of Form NJ-1040NR, and continue with Line 12.
- Line 10. The adjustment percentage for tax year 2013 is 20% (0.20).
- Line 11. Multiply the amount on Line 9 by 20% (0.20). Enter here and on Line 35 of Form NJ-1040NR.
- Line 12. If the amount on Line 6b is a loss, enter the amount of the loss on this line. Otherwise, enter zero.

PRSR STD
US POSTAGE PAID
STATE OF NEW JERSEY

New Jersey Nonresident Return

NJ-1040NR

This Booklet Contains:

- Form NJ-1040NR Nonresident Return
- Form NJ-1040NR-V Payment Voucher
- Form NJ-630 Application for Extension

2013
NJ-1040NR

NJ DIVISION OF TAXATION
PO BOX 269
TRENTON, NJ 08646-0269

2013 New Jersey Income Tax Nonresident Return

Located to the right, you will find an insert. If you received a booklet with your name and address preprinted on the face of the NJ-1040NR insert, the insert contains your preprinted mailing label, preprinted payment voucher, and an extension application. If your name and address are not preprinted on the insert, it contains only a payment voucher and an extension application.

What You Need To Know:

- Use only blue or black ink when completing your forms.
- Do not staple, paper clip, tape, or use any other fastening device.
- Do not make any changes or corrections to any information that is preprinted on the forms.
- **Do not use the preprinted payment voucher or extension application** if you filed a joint return last year and this year you are filing your return using only your own social security number or you are filing a joint return with a different person.
- **Do not use the mailing label if any of the preprinted information is inaccurate.** Instead, print or type all the information in the spaces provided.
- Do not place the mailing label on the payment voucher or extension application.
- Make sure all numbers entered on these forms are placed within the boundaries of each box. Do not use dollar signs or dashes.

Print or type numbers as follows:

1	2	3	4	5	6	7	8	9	0
---	---	---	---	---	---	---	---	---	---

Return Label

If the insert to the right contains a preprinted name and address label, and all the information on the label is correct, use the label on your Form NJ-1040NR. See page 12 for more information about the mailing label.



Payment Voucher (Form NJ-1040NR-V)

Use the payment voucher (Form NJ-1040NR-V) only if you owe tax on your 2013 return and you are paying by check or money order. Do not send in the payment voucher if you are due a refund and/or credit on your 2013 return. Mail the payment voucher with your check or money order in the same envelope with your tax return. If you are paying your taxes by check or money order, enter the amount of your payment in the boxes above Line 14 on the front of the return.

Paying by E-Check or Credit Card

You may pay your 2013 New Jersey income taxes or make a payment of estimated tax for 2014 by electronic check (e-check) or credit card (Visa, American Express, MasterCard, or Discover). See "How To Pay" on page 8. If you pay your taxes by e-check or credit card, do not send in the payment voucher, and do not enter the amount of your payment on the front of the return.

Extension Application (Form NJ-630)

See the instructions on page 7 of this booklet for information on filing an application for extension of time to file your income tax return. Mail the completed extension application and any related payment to the address on the front of Form NJ-630.

NOTE: You may file a request for a six-month extension online until 11:59 p.m. on April 15, 2014, at: www.state.nj.us/treasury/taxation/. If you are required to make a payment with your online extension application, **you must make your payment by e-check or credit card.**

Table of Contents

General Filing Information	3
Who Must File.....	3
Pennsylvania Residents	4
Part-Year Nonresidents	5
Military Personnel	6
Extension of Time to File	7
How to Pay	8
Estimated Tax	10
Penalties, Interest, and Collection Fees	11
Taxpayer Identification.....	12
Filing Status.....	12
Personal and Dependent Exemptions.....	13
Dependents' Information	13
Income.....	14
Pension and Other Retirement Income Exclusions.....	23
Deductions.....	25
Computing Your Tax Liability	27
Payments/Credits	27
Charitable Contributions	29
Part I — Disposition of Property	29
Part II — Allocation of Wage and Salary Income.....	31
Part III — Allocation of Business Income to New Jersey.....	31
Schedule NJ-BUS-1 — Business Income Summary	31
Tax Table	34
Tax Rate Schedules.....	43
Index.....	44
Assembling Your Return.....	45
Information, Forms, and Assistance	Outside Back Cover

NJ Charitable Funds

When you file your New Jersey income tax return you have the opportunity to contribute to any of the charitable funds below. Review the following information and decide if you would like to donate to one or more of the funds. Then complete Lines 54B through 54G to indicate the fund or funds you would like to support and the amount of the donation.

Line 54B - New Jersey — Endangered Wildlife Fund



Help keep NJ's wildlife in our future! Over 70 endangered and threatened species struggle for survival in NJ and each day brings them closer to extinction. Your donation goes directly to conservation, research, restoration, and education — real dollars that help the

Endangered & Nongame Species Program protect imperiled animals such as the bald eagle, bobcat, and bog turtle, plus over 400 other nongame species in NJ. **Your contribution will also provide critical matching funds for federal grants, so this year please "Check Off for Wildlife."** For more information visit www.NJFishandWildlife.com/ensphome.htm.

Line 54C - New Jersey — Children's Trust Fund...



"A Person Who Cares Can Prevent Child Abuse"

Your donation will make a difference for New Jersey's children! CTF funds are used to prevent child abuse and neglect by implementing programs with a proven track record of promoting child well-being and

strengthening families to ensure that children grow up healthy, happy, and safe. We rely on your support! CTF funds come entirely from voluntary contributions and 100% of funds are used for direct services. For more information contact: NJ Children's Trust Fund, PO Box 717, Trenton, NJ 08625-0717. Phone: 609-888-7394. Web: www.njchildrenstrustfund.org.

Line 54D - New Jersey — Vietnam Veterans' Memorial Fund



"To Remember, To Heal, To Honor"

Your support honors 1,563 New Jerseyans whose names are engraved on the Memorial, provides for programs assisting veterans and their families, and helps us teach future generations about this unique time in our nation's

history at the Vietnam Era Museum and Educational Center. For more information, write: **New Jersey Vietnam Veterans' Memorial, PO Box 648, Holmdel, NJ 07733** or call: **732-335-0033**. Visit us on the Web at www.njvvmf.org.

Line 54E - New Jersey — Breast Cancer Research Fund



Your State tax refund today helps our daughters tomorrow. Join the fight against breast cancer and help New Jersey based researchers find a cure now so our daughters won't have to fight this disease in the future. 100% of your donation supports research

relating to the prevention, screening, treatment, and cure of breast cancer. For further information, visit: The New Jersey Commission on Cancer Research (www.nj.gov/health/ccr/).

Line 54F - New Jersey — U.S. New Jersey Educational Museum Fund



Mission: Support the Battleship New Jersey

Help the continued restoration and preservation of our nation's most decorated battleship — the Battleship New Jersey Museum and Memorial along the Camden Waterfront. Your contribution goes directly to restoring this historic vessel and expanding her educational programs for all residents of our state to enjoy and learn. For more information, visit www.battleshipnewjersey.org or call 1-866-877-6262. Tours available daily or spend a night aboard the Battleship.

Line 54G - New Jersey — Designated Contribution 01 - Drug Abuse Education Fund



The epidemic of drug abuse needs your help!

Your contribution helps New Jersey children receive valuable education from highly trained uniformed law enforcement officers and teachers. Research has shown that the more resistance education children receive, the more likely they will be drug free. The monies raised will help maintain the K-12 programming and educational programs. For more information contact **D.A.R.E. New Jersey** at 202 Davis Station Rd., Cream Ridge, NJ 08514 or call 1-800 DARENJ1. Web address: www.darenj.com.

Line 54G - New Jersey — Designated Contribution 02 - Korean Veterans' Memorial Fund



"To Honor, Educate, Recognize, and Commemorate." Your support to the Korean War Memorial in Atlantic City honors all the New Jerseyans who served and especially the more than 889 soldiers who died during the *Forgotten War*. Your contribution will

be used to maintain this place of honor. For more information, write: Korean War Memorial, c/o Dept. of Military and Veterans Affairs, PO Box 340, Eggert Crossing Road, Trenton, NJ 08625-0340. Phone: 609-530-7049. <http://www.nj.gov/military/korea/>.

Line 54G - New Jersey — Designated Contribution 03 - Organ and Tissue Donor Awareness Education Fund



More than 5,000 people in NJ are waiting for a life-saving organ transplant. Nationally, 18 people die each day while waiting for a donated organ. Say yes to organ and tissue donation each time you apply for or renew your NJ driver's license or State ID, or register

online to be a donor. You have the power to save lives. Begin today by checking off Line 54G to help fund organ and tissue donor awareness and education in NJ. For more information or to register as a donor, visit www.donatelifenj.org.

Line 54G - New Jersey — Designated Contribution 04 - NJ-AIDS Services Fund



New Jersey currently ranks fifth in the country in total cases of HIV infection with an estimated 60,000 people living with HIV/AIDS. Your donation will be used for prevention, education, treatment and research. For more information

write to: New Jersey AIDS Services Fund, c/o Positive Connection, PO Box 1502, Bloomfield, New Jersey 07003, call: 973-485-6596, or visit us online: www.broadwayhouse.org.

Contributions - continued

NJ Charitable Funds

Line 54G - New Jersey — Designated Contribution 05 - Literacy Volunteers of America – New Jersey Fund



“Literacy is the key to personal freedom.” Since 1979, Literacy Volunteers of New Jersey has supported literacy programs throughout NJ. Programs train and match volunteers with adults who are learning to read, write or speak English. Over 4,500 adults are served yearly. Your donation will help adults learn the literacy skills needed as parents, workers, and citizens. **For more information call Literacy Volunteers of New Jersey at 1-800-848-0048 or visit our website at www.lvnj.org.**

Line 54G - New Jersey — Designated Contribution 06 - New Jersey Prostate Cancer Research Fund



Donate for Dad. Over the past several years, New Jersey has had the dubious distinction of consistently ranking in the top ten states in the nation for prostate cancer incidence and mortality. So join our fight against prostate cancer and help New Jersey cancer researchers find a cure. 100% of your donation supports approved prostate cancer research relating to the prevention, screening, treatment, and cure of prostate cancer. For further information, visit: The New Jersey Commission on Cancer Research (www.nj.gov/health/ccr/).

Line 54G - New Jersey — Designated Contribution 07 - World Trade Center Scholarship Fund



Contributions to The New Jersey World Trade Center Scholarship will aid the dependent children and surviving spouses of New Jersey residents who were killed in the terrorist attacks against the United States on September 11, 2001, or who died as a result of injuries received in the attacks, or died as a result of illness caused by exposure to the attack sites. This scholarship is intended to defray a portion of higher education expenses incurred by eligible full-time college students. For more information visit www.hesaa.org.

Line 54G - New Jersey — Designated Contribution 08 - New Jersey Veterans Haven Support Fund



New Jersey has an estimated 5,000 to 6,000 homeless veterans within its borders. The military teaches us to retrieve our wounded and bring them home. Our Veteran’s Haven programs, North and South, aim to meet this challenge on the streets, in the shelters, and at the front line of human existence where our brothers and sisters find themselves in their greatest time of need. We have 200 beds where we house veterans for up to 2 years and ensure they are provided with the services that will assist them in returning to their communities as productive members.

Line 54G - New Jersey — Designated Contribution 09 - Community Food Pantry Fund



New Jersey’s food pantries assist individuals in need by providing them with nutritious foods they may not be able to afford. The Community Food Pantry Fund was established to allow each taxpayer the opportunity to help by indicating on their New Jersey income tax return that a portion of their tax refund or an enclosed contribution shall be deposited in this special fund for the purchase and/or distribution of food in conjunction with the terms of the State Food Purchase Program for those in need. For more information, go to www.state.nj.us/agriculture/divisions/fn/.

Line 54G - New Jersey — Designated Contribution 10 - Cat and Dog Spay/Neuter Fund



Help Save the Lives of NJ Dogs and Cats!! Every year too many dogs and cats are euthanized in NJ animal shelters. Spaying and neutering pets is the most humane and efficient strategy to prevent unwanted births and reduce euthanasia. The Animal Population Control Program provides spay/neuter services at a reduced rate (\$10 or \$20) for pets owned by NJ residents on public assistance or adopted from NJ animal shelters/rescue groups. Your contribution will help to save animals’ lives. For more information, go to <http://nj.gov/health/cd/izdp/vph.shtml>.

Line 54G - New Jersey — Designated Contribution 11 - New Jersey Lung Cancer Research Fund



Lung Cancer is the #1 cause of cancer mortality among men and women in New Jersey and the United States. Annually, over 6,100 new cases of lung cancer are diagnosed in New Jersey accompanied by 5,600 deaths due to the disease. 100% of your donation supports research grants relating to the prevention, screening, treatment, and eventual cure of this disease. All donations will be used and administered by the New Jersey Commission on Cancer Research (NJCCR). For additional information call 1-609-292-8540 or visit www.state.nj.us/health/ccr/.

Line 54G - New Jersey — Designated Contribution 12 - Boys and Girls Clubs in New Jersey Fund



Studies show that for every \$1 spent by the Boys & Girls Clubs, \$15 of positive economic activity is generated by increased graduation rates and reductions in juvenile crime and pregnancy. Every day tens of thousands of youth end their school day by participating in local Boys & Girls Clubs’ youth development programs. Our kids engage in programming that will provide them with the support and tools to help them succeed. Invest in the future of NJ by making a donation this year. www.bgcnj.org.

Line 54G - New Jersey — Designated Contribution 13 - NJ National Guard State Family Readiness Council Fund



New Jersey National Guard members and their families are facing financial hardships as a result of being deployed overseas. These “*Hometown Heroes*” need our help. The **National Guard State Family Readiness Council** assesses the needs of these soldiers, airmen, and their families and finds solutions on a state level. Our grant program provides funds to Guard members and their families in need. For more information visit www.nationalguardsfrc.org.

Line 54G - New Jersey — Designated Contribution 14 - American Red Cross – NJ Fund



Whether it is a hurricane or a heart attack, a call for blood or a call for help, the **American Red Cross** is there. We empower ordinary people to perform extraordinary acts in emergency situations. We train. We mobilize. We connect donors and volunteers to those in urgent need of a helping hand. Please check off Line 54G and fund Red Cross services in New Jersey. Join Us! Visit www.redcross.org to learn more.

continued


NJ Charitable Funds

Line 54G - New Jersey — Designated Contribution 15 - 2014 NJ Special Olympics Home Team Fund



Special Olympics New Jersey is Genuine Jersey Pride! The 2014 Special Olympics USA Games will be held in NJ. This is your opportunity to support local athletes with intellectual disabilities who will compete at the Games. Participation is completely free for the athletes and their families. The Home Team Fund supports Team New Jersey and the athletes who qualify to participate at the USA Games, providing them with training, uniforms and sports equipment. Learn how you can support your hometown athletes by visiting www.sonj.org.

Line 54G - New Jersey — Designated Contribution 16 - Girl Scouts Councils in New Jersey Fund



Your contribution will ensure that every girl in New Jersey has the opportunity to grow and learn with Girl Scouts. Through Girl Scouts, 93,295 girls in NJ build courage, confidence, and character and make the world a better place. Help us recruit, train, and assist the 44,580 volunteers who serve our girls and help support the program resources and facilities that give girls a safe, nurturing place to grow and explore their interests. For more information about the premier leadership experience for girls, visit <http://girlscouts.org/councilfinder/>.

Filing Information

- Your filing status and gross income determine whether you have to file a tax return.
- Age is not a factor in determining whether a person must file. Even minors (including students) and senior citizens must file if they meet the income filing requirements.
- Gross income* means reportable income after exclusions but before personal exemptions and deductions are subtracted. It does not include nonreportable (exempt) benefits. See page 15 to find out which types of income are not reportable.
- Members of the Armed Forces (and their spouses) see page 6 for additional information.
- Compensation paid to Pennsylvania residents employed in New Jersey is not subject to New Jersey income tax. See page 4 for more information.

Use the chart to determine whether you must file a tax return. This chart is a guide only and may not cover every situation. If you need assistance, contact the Division's Customer Service Center (609-292-6400).

Domicile. A domicile is any place you regard as your permanent home—the place to which you intend to return after a period of absence (as on vacation abroad, business assignment, educational leave, etc.). A person has only one domicile, although he or she may have more than one place to live. Once established, your domicile continues until you move to a new location with the intent to establish

continued

Who Must File a New Jersey Income Tax Return

You must file a return if— your filing status is:	and your gross income from everywhere for the entire year was more than:
Single	
Married/CU partner, filing separate return	\$10,000
Married/CU couple, filing joint return	
Head of household	\$20,000
Qualifying widow(er)/surviving CU partner	

Also file a return if—

- You had New Jersey income tax withheld and are due a refund.
- You paid New Jersey estimated taxes for 2013 and are due a refund.
- You are eligible for a New Jersey earned income tax credit or other credit and are due a refund.

Which Form to File

Nonresident — Form NJ-1040NR

- New Jersey was not your domicile, and you spent 183 days or less here; **or**
- New Jersey was not your domicile, you spent more than 183 days here, but you did not maintain a *permanent** home here.

You may also be considered a nonresident for **New Jersey income tax purposes** if you were domiciled in New Jersey and you met **all** three of the following conditions for the entire year:

- You did not maintain a *permanent* home in New Jersey; **and**
- You did maintain a *permanent* home outside of New Jersey; **and**
- You did not spend more than 30 days in New Jersey.

Part-Year Resident — Form NJ-1040

You met the definition of resident for only part of the year.

NOTE: You may have to file both a part-year resident and a part-year nonresident return if you received income from New Jersey sources during the period you were a nonresident. See page 5.

Full-Year Resident — Form NJ-1040

- New Jersey was your domicile (permanent legal residence) for the entire year; **or**
- New Jersey was not your domicile, but you maintained a *permanent** home in New Jersey for the entire year and spent more than 183 days here. (Members of the Armed Forces and their spouses/civil union partners see page 6.)

*A home (whether inside or outside of New Jersey) is not permanent if it is maintained only during a temporary or limited period for the accomplishment of a particular purpose. Likewise, a home used only for vacations is not a permanent home.

Filing Information - continued

your permanent home there and to abandon your New Jersey domicile. Moving to a new location, even for a long time, does not change your domicile if you intend to return to New Jersey.

A place of abode, whether inside or outside of New Jersey, is not permanent if it is maintained only during a temporary stay for the accomplishment of a particular purpose (e.g., temporary job assignment). If New Jersey is your domicile, you will be considered a resident for New Jersey tax purposes *unless* you meet all three conditions for nonresident status (see chart on page 3). Likewise, if New Jersey is not your domicile, you will only be considered a New Jersey resident if you maintain a permanent home and spend more than 183 days here.

New Jersey Residents Working/Living Abroad. If New Jersey is your domicile *and* you are considered a New Jersey resident for tax purposes (see chart on page 3), you are subject to tax on income from all sources (worldwide income) regardless of where you are living. New Jersey resident individuals living abroad are subject to the same income tax filing and payment requirements, including the requirement to make estimated tax payments (see “Estimated Tax” on page 10), that apply to individuals living in New Jersey.

Married/Civil Union Couples and Filing Status. If both you and your spouse/civil union partner were nonresidents of New Jersey during the entire taxable year, and only one of you earned, received, or acquired income from New Jersey sources, the spouse/civil union partner who had income from New Jersey sources may file a separate New Jersey return even if a joint Federal return was filed. The spouse/civil union partner with income from New Jersey sources computes income and exemptions as if a Federal married, filing separate return had been filed. You have the option of filing a joint return, but remember, joint income would be reported in Column A of Form NJ-1040NR.

If one spouse/civil union partner was a nonresident and the other a resident of

TAXPAYERS' BILL OF RIGHTS

The New Jersey Taxpayers' Bill of Rights simplifies tax administration and ensures that all taxpayers—individuals and businesses alike—are better informed and receive fair and equitable treatment during the tax collection process. Highlights of the Taxpayers' Bill of Rights include:

Service—

- ♦ Division must respond to taxpayers' questions within a reasonable time period.
- ♦ Notices of taxes and penalties due must clearly identify the purpose of the notice and must contain information about appeal procedures.

Appeals—

- ♦ Time to appeal to the Tax Court is generally 90 days.

Interest on Refunds—

- ♦ Interest is paid at the prime rate on refunds for all taxes when the Division takes more than six months to send you a refund.
- ♦ You may request that your overpayment of this year's tax be credited towards next year's tax liability, however, interest will not be paid on overpayments that are credited forward.

For more information on the rights and obligations of both taxpayers and the Division of Taxation under the Taxpayers' Bill of Rights, see our publication ANJ-1, *New Jersey Taxpayers' Bill of Rights*.

New Jersey during the entire taxable year and both had income from New Jersey sources, separate New Jersey returns may be filed (the nonresident files a nonresident return and the resident files a resident return). Each computes income and exemptions as if Federal married, filing separate returns had been filed. You have the option of filing a joint resident return, but remember, joint income would be taxed as if both were residents.

Pennsylvania Residents

Income From New Jersey. As a result of the Reciprocal Personal Income Tax Agreement between the Commonwealth of Pennsylvania and the State of New Jersey, compensation paid to Pennsylvania residents employed in New Jersey is not subject to New Jersey income tax. Compensation means salaries, wages, tips, fees, commissions, bonuses, and other remuneration received for services rendered as an employee.

If New Jersey income tax was withheld from your wages, you must file a New Jersey nonresident return to obtain a refund. To stop the withholding of New Jersey income tax, complete a New Jersey Employee's Certificate of Nonresidence in New Jersey (Form NJ-165) and give it to your employer.

The Reciprocal Agreement covers compensation only. If you are self-employed or receive other income (for example, gain from sale of property) which is taxable in both states, you must file a New Jersey nonresident return and report the income received.

Column A. Complete Column A, Lines 14 through 26, showing income from everywhere.

Column B. When Pennsylvania residents complete Column B, employee compensation from New Jersey sources should not be included on Line 14. For Pennsylvania residents Line 14, Column B, is zero, so enter “0.”

Withholdings. If New Jersey income tax was withheld, enter the amount from your W-2(s) on Line 45.

Signed Statement. Pennsylvania residents employed in New Jersey who had New Jersey income tax erroneously withheld must enclose a signed statement declaring the following, “Under penalties of perjury, I affirm that I am a resident of the Commonwealth of Pennsylvania and that, pursuant to an agreement existing between the Commonwealth and the State of New Jersey, I claim exemption from payment of New Jersey gross income tax

Pennsylvania Residents - continued

on compensation paid to me in the State of New Jersey. I understand that under the agreement between Pennsylvania and New Jersey this information is available to the Commonwealth of Pennsylvania.”

Guidelines for Part-Year Nonresidents

Filing Requirements. Any person who became a resident of New Jersey or moved out of this State during the year, and whose income from all sources for the entire year is greater than \$20,000 (\$10,000 if filing status is single or married/CU partner, filing separate return), must file a **resident** return and report that portion of the income received while a resident of New Jersey. A person who receives income from a New Jersey source while a nonresident, and whose income from all sources for the entire year exceeds \$20,000 (\$10,000 if filing status is single or married/CU partner, filing separate return), must file a New Jersey **non-resident** return, even though the income from New Jersey sources reported for the period of nonresidence was below these thresholds.

Part-year nonresidents must prorate all exemptions, deductions, and credits, as well as the pension and other retirement income exclusions, to reflect the period covered by each return.

If your income for the entire year from all sources was \$20,000 or less (\$10,000 if filing status is single or married/CU partner, filing separate return), no tax is due. You must enclose a copy of your Federal income tax return or a statement to that effect if you did not file a Federal return.

NOTE: If you derived any income while a resident of New Jersey, it may also be necessary to file a New Jersey resident return. Allocate any withholdings between the resident and nonresident returns. For more information, see Form NJ-1040, New Jersey resident return and instructions.

Line 14 - Wages

Column A. Enter your wages from sources both inside and outside New Jersey for your period of nonresidence.

AVOIDING COMMON MISTAKES
<p>Check the following items to avoid delays in processing returns and refunds.</p> <ul style="list-style-type: none"> ✓ Name, Address, and Social Security Number should be checked for accuracy. Be sure your social security number appears on all documents submitted with your return. Also indicate your state of residency in the space provided. ✓ Use correct form for your tax situation. See the chart on page 3. ✓ Use only blue or black ink when completing forms. ✓ Read instructions carefully before completing your return. ✓ Do not report a loss on Form NJ-1040NR. ✓ Use “STATE WAGES” figure(s) from Box 16 of your W-2(s), NOT Federal wages figure(s). If you received wages from sources outside New Jersey, you may need to adjust this figure to reflect New Jersey tax law. ✓ Enclose all W-2(s) with your return. Also enclose 1099-(R)s and 1099-MISC(s) that indicate NJ withholdings. ✓ Report estimated payments made in connection with the sale or transfer of real property in New Jersey on Line 46, NOT on Line 45. ✓ Complete both Column A and Column B, Lines 14–26. ✓ Locate the correct column for your filing status in the Tax Table when calculating tax on Line 38. ✓ Request a refund by completing Line 56. ✓ Enclose all necessary forms, schedules, and other documents with your return. See page 45. ✓ Check your math. ✓ Sign and date your return. Both spouses/civil union partners must sign a joint return. ✓ Enclose a copy of death certificate and check the box below signature line if refund is due and you want check to be issued in name of surviving spouse or estate. See page 9. ✓ Send only one return per envelope. ✓ Keep a copy of your return and all supporting documents or schedules. ✓ Changes or mistakes to your original return may be corrected by filing an amended return. See page 10.

Column B. Enter your wages from New Jersey sources for your period of nonresidence (unless you were a Pennsylvania resident).

Other Income

Column A. Enter your interest, dividends, pensions, and all other income from sources both inside and outside New Jersey for your period of nonresidence. Partners and shareholders should see Tax Topic Bulletin GIT-9P, *Income From Partnerships*, or GIT-9S, *Income From S Corporations*, for instructions on reporting distributive share of partnership income and net pro rata share of S corporation income.

Column B. Enter only the income from New Jersey sources for your period of nonresidence. Part-year nonresident partners and, in general, S corporation shareholders, must prorate the entity’s income based on the number of days in the entity’s fiscal year that you were a nonresident divided by 365 (366 for leap years).

Line 27a - Pension Exclusion. If you were a New Jersey nonresident for only part of the taxable year and had total income from all sources for the *entire year* of \$100,000 or less before subtracting any pension exclusion, you may qualify for a pension exclusion if you meet the other eligibility requirements. If you qualify,

Part-Year Nonresidents - continued

prorate the exclusion by the number of months you were a New Jersey nonresident. For this calculation 15 days or more is a month.

Column B. No entry is necessary.

Line 27b - Other Retirement Income Exclusion. If you (and/or your spouse/civil union partner if filing jointly) were 62 years of age or older on the last day of the tax year, you may qualify to exclude other income on Line 27b. There are two parts to the total exclusion: Part I, the unclaimed portion of your prorated pension exclusion, and Part II, a special exclusion for taxpayers who are unable to receive Social Security or Railroad Retirement benefits. **Do not complete Worksheet D** on page 24 to calculate the total exclusion amount you are eligible to claim. Instead, calculate your total exclusion as follows:

Part I. Total the earned income (wages, net profits from business, partnership income, and S corporation income) you received from all sources for the *entire year*. If your earned income for the entire year was \$3,000 or less and you did not use your entire *prorated* pension exclusion at Line 27a, you may be able to use the unclaimed pension exclusion at Line 27b provided total income from all sources for the entire year before subtracting any pension exclusion was \$100,000 or less.

Part II. If you are unable to receive Social Security or Railroad Retirement benefits, but would have been eligible for benefits had you fully participated in either program, you may also be eligible for an additional exclusion, whether or not you used all of your *prorated* pension exclusion at Line 27a.

For more information, see Tax Topic Bulletin GIT-6, *Part-Year Residents*.

Line 30 - Total Exemption Amount. Your total exemptions must be prorated based on the number of months you were a New Jersey nonresident. For this calculation 15 days or more is a month.

$$\text{Total Exemptions} \times \frac{\text{Mos. NJ Nonresident}}{12} = \text{Line 30}$$


See the instructions for Line 30 on page 25 to calculate the "total exemption" amount to be prorated.

Lines 31 through 35 - Deductions. You may deduct medical expenses, qualified Archer medical savings account (MSA) contributions, health insurance costs of the self-employed, alimony and separate maintenance payments, and qualified conservation contributions based on the actual amounts paid for the period of time you were a nonresident of New Jersey. Complete Worksheet E for medical expenses. See page 26. In addition, eligible taxpayers may qualify for a prorated Health Enterprise Zone (HEZ) deduction. Taxpayers with business losses may also be eligible for an alternative business calculation adjustment based on the business income (losses) reported during their period of nonresidence.


Part II - Allocation of Wage and Salary Income Earned Partly Inside and Outside New Jersey. If you must complete Part II, use the total number of days for your *period of nonresidence*. For more information on part-year nonresidents, see Tax Topic Bulletin GIT-6, *Part-Year Residents*.

Guidelines for Military Personnel

Residents. A member of the Armed Forces whose home of record (domicile) is New Jersey when entering the service remains a resident of New Jersey for income tax purposes, and must file a resident return, Form NJ-1040, even if assigned to duty in another state or country, unless he or she qualifies for nonresident status (see chart on page 3). If you are a New Jersey resident, you are subject to tax on all your income, including your military pay, regardless of where it is earned, unless the income is specifically exempt from tax under New Jersey law. Mustering-out payments, subsistence and housing allowances are exempt.

TAX TIP  Military pensions are exempt from New Jersey gross income tax, regardless of age or disability status. See instructions for Line 21 on page 19.

A member of the Armed Forces whose home of record is New Jersey and who is stationed outside the State (whether living aboard ship or in barracks, billets, apartment, or house) and does not intend to remain outside New Jersey, continues to be a resident and must file a resident return and report all taxable income. However, if a serviceperson pays for and maintains facilities such as an apartment or a home outside of New Jersey, either by out-of-pocket payments or forfeiture of quarters allowance, such facilities will constitute a *permanent* home outside of New Jersey. In this case, the serviceperson is not considered a New Jersey resident for tax purposes.

TAX TIP  **Nonresidents.** A member of the Armed Forces whose home of record (domicile) is outside of New Jersey does not become a New Jersey resident when assigned to duty in this State. A nonresident serviceperson's military pay is not subject to New Jersey income tax. As a result, nonresident servicepersons should not report their military pay on the wages line in *either* Column A (Amount of gross income everywhere) or Column B (Amount from New Jersey sources) on Form NJ-1040NR. Mustering-out payments, subsistence and housing allowances are also exempt.

A nonresident serviceperson is not required to file a New Jersey income tax return unless he or she has received income from New Jersey sources other than military pay. A nonresident serviceperson who has income from New Jersey sources such as a civilian job in off-duty hours, income or gain from property located in New Jersey, or income from a business, trade, or profession carried on in this State must file a New Jersey nonresident return, Form NJ-1040NR.

If your permanent home (domicile) was New Jersey when you entered the military, but you have changed your state of domicile or you satisfy the conditions for nonresident status (see chart on page 3), then your military pay is not subject to New Jersey income tax. File Form DD-2058-1 or DD-2058-2 with your finance officer to stop future withholding

Military Personnel - continued

of New Jersey income tax. If New Jersey income tax was erroneously withheld from your military pay, you must file a nonresident return (Form NJ-1040NR) to obtain a refund of the tax withheld and enclose a statement explaining how you satisfied the conditions for nonresident status.



TAX TIP Spouses/Civil Union Partners of Military Personnel.

Under the Federal Military Spouses Residency Relief Act (P.L. 111-97), a military servicemember's nonmilitary spouse/civil union partner is allowed to keep a tax domicile while moving from state to state, as long as he or she moves into a state to be with a spouse/civil union partner who is in the state on military orders. Nonmilitary spouses/civil union partners (of military personnel) who were not domiciled in New Jersey when they married the military spouse or entered into the civil union are not considered residents of New Jersey if:

- ♦ The principal reason for moving to this State was the transfer of the military spouse/civil union partner; and
- ♦ The nonmilitary spouse/civil union partner maintains a domicile in another state; and
- ♦ The nonmilitary spouse/civil union partner intends to leave New Jersey when the military spouse/civil union partner is transferred or leaves the service.

Under the Military Spouses Residency Relief Act, a nonmilitary spouse/civil union partner who meets these requirements is not subject to New Jersey gross income tax on income (wages) earned from services performed in this State. If you are a nonmilitary spouse/civil union partner whose wages are exempt from New Jersey gross income tax, file Form NJ-165, Employee's Certificate of Nonresidence in New Jersey, with your employer to stop future withholding of New Jersey income tax. You must notify your employer if conditions for the withholding exemption no longer apply. If New Jersey income tax was withheld or estimated payments were made in

error, you must file a nonresident return (Form NJ-1040NR) to obtain a refund and enclose a statement explaining how your wages are exempt under the Military Spouses Residency Relief Act along with a copy of your spousal military identification card. Print **MILITARY SPOUSE** at the top of the return.

The Military Spouses Residency Relief Act applies only to income (wages) from services performed by a nonresident civilian spouse/civil union partner of a servicemember. Nonresident civilian spouses/civil union partners are subject to New Jersey gross income tax on all other types of income earned from New Jersey sources (e.g., income from a business carried on in this State, gain from sale of property located in New Jersey) and must file a New Jersey nonresident return if required. See chart on page 3. Wages earned in New Jersey by a nonresident civilian spouse/civil union partner who lives outside the State are also subject to New Jersey gross income tax and must be reported as income from New Jersey sources in Column B of Form NJ-1040NR. A nonresident civilian spouse/civil union partner who lives outside New Jersey may not use Form NJ-165 to claim an exemption from New Jersey gross income tax withholding on wages earned in this State as the nonmilitary spouse/civil union partner of a servicemember.

New Jersey law requires that a married couple's filing status for New Jersey gross income tax purposes be the same as for Federal income tax purposes, unless they are a civil union couple. A married couple filing a joint Federal return must file a joint return in New Jersey. However, if both are nonresidents and only one had income from New Jersey, that spouse/civil union partner may file a separate New Jersey return. Another exception to this rule is when one spouse/civil union partner is a New Jersey resident and the other is a nonresident for the entire year. In this case, the resident may file a separate return unless both agree to file jointly as residents. If a joint resident return is filed, their joint income will be taxed as if both were residents.

Extensions. Special rules apply to members of the Armed Forces of the United States and civilians providing support to the Armed Forces. See "Military Extensions" on page 8.

Death Related to Duty. When a member of the Armed Forces serving in a combat zone or qualified hazardous duty area dies as a result of wounds, disease, or injury received there, no income tax is due for the taxable year the death occurred, nor for any earlier years served in the zone or area.

For more information on military personnel (and the rules affecting their spouses), see Tax Topic Bulletin GIT-7, *Military Personnel*.

When to File

In general, your New Jersey income tax return is due when your Federal income tax return is due. For calendar year filers, the 2013 New Jersey income tax return is due by April 15, 2014. Fiscal year filers must file their New Jersey income tax return by the 15th day of the fourth month following the close of the fiscal year.

Postmark Date. All New Jersey income tax returns postmarked on or before the due date of the return are considered to be filed on time. Tax returns postmarked after the due date are considered to be filed late. When a return is postmarked after the due date, the filing date for that return is the date the return was received by the Division, not the postmark date of the return. Interest on unpaid liabilities is assessed from the due date of the return.

Extension of Time to File

An extension of time is granted only to file your New Jersey income tax return. There is no extension of time to pay tax due. We will notify you only if your extension request is denied, but not until after your return is actually filed. **Penalties and interest are imposed whenever tax is paid after the original due date.**

Six-Month Extension

You may receive a six-month extension of time to file your New Jersey nonresident income tax return. An application for an extension of time to file is accepted only if at least 80% of the tax liability

Extension of Time to File - continued

computed on your Form NJ-1040NR when filed is paid in the form of withholdings, estimated, or other payments by the original due date, **and**

- 1. Federal extension filed.** A copy of your Federal Application for Automatic Extension is enclosed with your final return and the box at the top of the NJ-1040NR is checked (or your confirmation number is entered in the space provided at the top of Form NJ-1040NR if the extension application or payment was filed online or by phone); **or**
- 2. No Federal extension filed.** You file a request for a six-month extension on Form NJ-630, Application for Extension of Time to File New Jersey Gross Income Tax Return, by the original due date of the return. Taxpayers who file Form NJ-630 will not receive an approved copy. We will notify you only if your request is denied, but not until after your return is actually filed.

NOTE: If a Federal extension is filed, Form NJ-630 must still be filed by the original due date if you are required to make a payment to satisfy the 80% requirement.

Civil Union Couples. Civil union partners filing a joint return must either provide copies of the Federal extension application (or confirmation number) for both partners, or they must file Form NJ-630.

If you fail to satisfy the requirements outlined for an extension, or you fail to file your return by the extended due date, your extension will be denied and penalties and interest will be imposed from the original due date of the return. See “Penalties, Interest, and Collection Fees” on page 11.

You will find an application for extension (Form NJ-630) at the front of this booklet. Do not use the preprinted Form NJ-630 if you filed a joint return last year and this year you are filing your return using only your own social security number or you are filing a joint return with a different person. Or, you can file an extension application online until April 15 at www.state.nj.us/treasury/taxation/.

Military Extensions

Special rules apply to members of the Armed Forces of the United States and civilians providing support to the Armed Forces.

A person on active duty with the Armed Forces of the United States, who may not be able to file timely because of distance, injury, or hospitalization as a result of this service, will automatically receive a six-month extension by enclosing an explanation with the return when filed.

Combat Zone. New Jersey allows extensions of time to file income tax returns and pay any tax due for members of the Armed Forces and civilians providing support to the Armed Forces serving in an area which has been declared a “combat zone” by executive order of the President of the United States or a “qualified hazardous duty area” by Federal statute. Once you leave the combat zone or qualified hazardous duty area, you have 180 days to file your tax return. Enclose a statement with your return to explain the reason for the extension.

In addition, if you are hospitalized outside of the State of New Jersey as a result of injuries you received while serving in a combat zone or qualified hazardous duty area, you have 180 days from the time you leave the hospital or you leave the combat zone or hazardous duty area, whichever is later.

Qualifying military and support personnel, as defined above, are granted an extension of time for paying tax for the period of combat service or hospitalization, plus 180 days.

Enclose a statement of explanation with your return when you file. No interest or penalties will be assessed during a valid extension for service in a combat zone or qualified hazardous duty area. This extension is also granted to a taxpayer’s spouse/civil union partner who files a joint return.

How to Pay

The balance of tax due must be paid in full by the original due date of the return. If you owe less than \$1, no payment is required. You may make your payment by

check or money order, electronic check (e-check), or credit card.

Check or Money Order. You will find a payment voucher (Form NJ-1040NR-V) at the front of this booklet. If you owe tax and are sending the payment with your 2013 return, enter the amount of tax due in the boxes on the payment voucher. Do not make changes to any information preprinted on the payment voucher. Instead, make any necessary changes on the NJ-1040NR. Do not use the preprinted payment voucher if you filed a joint return last year and this year you are filing your return using only your own social security number or you are filing a joint return with a different person.

New for 2013 If you are paying by check or money order, enter the amount of your payment in the boxes above Line 14 on the front of the return.

Make check or money order payable to: **State of New Jersey – TGI.** Write your social security number on the check or money order. For a joint return use social security numbers of both husband and wife/civil union partners in the same order the names are listed on the return. Send your payment for the balance due with the payment voucher in the same envelope with your tax return. For information about mailing forms, see “Where to Send Your Return” on page 9.

If you are paying a balance due for the 2013 tax year and are making the first installment of estimated tax for 2014, please use separate checks or money orders for each payment. Send your 2014 estimated tax payment with an NJ-1040-ES voucher to the address on that payment voucher. **Do not include the estimated tax payment with your 2013 income tax return.**

Electronic Check (e-check). You may be able to pay your 2013 New Jersey income taxes or make a payment of estimated tax for 2014 by e-check. This option is available on the Division’s website (www.state.nj.us/treasury/taxation/). Taxpayers who do not have Internet access can make a payment by e-check by contacting the Division’s Customer Service Center at 609-292-6400 or by visiting a

How to Pay - continued

You will need your bank's 9-digit routing number and your account number to make a payment by e-check. Do not enter the check number as part of the account number. **NOTE:** The routing and account numbers may be in different places on your check.

Regional Office (see outside back cover). Do not send in the payment voucher if you pay your taxes by e-check, and do not enter the amount of your payment in the boxes on the front of the return.

When using e-check on the web, you will need your social security number and date of birth to make a payment. Be sure the social security number you enter matches the first social security number shown on the form for which you are making the payment, and the date of birth you enter is the date of birth for that person.

NOTE:

- (1) If you do not enter your social security number and date of birth properly, you will not be able to pay by e-check.
- (2) If you are filing a New Jersey return for the first time, or your filing status is different than the filing status on your 2012 return, you may not be able to pay by e-check.
- (3) E-check payments made using an account that is funded from a financial institution outside the United States will not be accepted.

Credit Card. You may pay your 2013 New Jersey income taxes or make a payment of estimated tax for 2014 online (www.state.nj.us/treasury/taxation/) or by phone (1-888-673-7694) and use a Visa, American Express, MasterCard, or Discover credit card. You may also make a payment by credit card by contacting the Division's Customer Service Center at 609-292-6400 or by visiting a Regional Office (see outside back cover). A usage fee will be added to the total tax payment when you pay by credit card. Do not send in the payment voucher if you pay your taxes by credit card, and do not enter the amount of your payment in the boxes on the front of the return.

Time Limit for Assessing Additional

Taxes. The Division of Taxation has three years from the date you filed your income tax return or the original due date of the return, whichever is later, to send you a bill for additional taxes you owe. There is no time limit if you did not file your tax return, or if you filed a false or fraudulent return with the intent to evade tax. The time limit may be extended if:

- ♦ You amended or the IRS adjusted your Federal taxable income;
- ♦ You amended your New Jersey taxable income;
- ♦ You entered into a written agreement with the Division extending the time to make an assessment;
- ♦ You omitted more than 25% of your gross income on your New Jersey income tax return; or
- ♦ You were issued an erroneous refund as a result of fraud or misrepresentation by you.

Where to Send Your Return

Use the envelope contained in your packet to mail your NJ-1040NR along with related enclosures, payment voucher, and check or money order for any tax due. **Send only one return per envelope.**

Mail Your Return to:

STATE OF NEW JERSEY
DIVISION OF TAXATION
REVENUE PROCESSING CENTER
PO BOX 244
TRENTON NJ 08646-0244

Refunds

A return must be filed to claim a refund for overpayment of tax. If the refund is \$1 or less, you must enclose a statement specifically requesting it.

Time Period for Refunds. To get a refund, you generally must file your return within three years from the date the return was due (including extensions). If you and the Division agree in writing to extend the period of assessment, the period for filing a refund claim will also be extended.

Interest Paid on Refunds. If the Division takes more than six months to send you your income tax refund, you have a right to receive interest on that refund. Interest at the prime rate, compounded annually, will be paid from the *later* of:

- ♦ The date the refund claim was filed;
- ♦ The date the tax was paid; or
- ♦ The due date of the return.

No interest will be paid when an overpayment is credited to the next year's tax liability.


New Jersey law requires that any money owed to the State of New Jersey, any of its agencies, the Internal Revenue Service, or another claimant state or city that has a personal income tax set-off agreement with New Jersey be deducted from your refund or credit before it is issued. These debts include, among other things, money owed for past due taxes, child support due under a court order, school loans, hospital bills, and IRS levies. If the Division applies your refund or credit to any of these debts, you will be notified by mail.

Deceased Taxpayers

If a person received income in 2013 but died before filing a return, the New Jersey income tax return should be filed by the surviving spouse/civil union partner or personal representative (executor or administrator of an estate or anyone who is in charge of the decedent's personal property). Use the same filing status that was used on the final Federal income tax return, unless the decedent was a partner in a civil union. If filing a joint return, write the name and address of the decedent and the surviving spouse/civil union partner in the name and address fields. If a joint return is not being filed, write the decedent's name in the name field and the personal representative's name and address in the remaining fields. Print "Deceased" and the date of death above

Deceased Taxpayers - continued

the decedent's name. **Do not** prorate exemptions or deductions unless the decedent was a part-year resident. The due date for filing is the same as for Federal purposes. If a personal representative has been appointed, that person must sign the return in his or her official capacity. If a joint return is being filed, the surviving spouse/civil union partner must also sign. If no personal representative has been appointed, the surviving spouse/civil union partner signs the return and writes "Filing as Surviving Spouse" or "Filing as Surviving Civil Union Partner" in the signature section. If no personal representative has been appointed and there is no surviving spouse/civil union partner, the person in charge of the decedent's property must file and sign the return as "personal representative."

TAX TIP  Check the box below the signature line and enclose a copy of the decedent's death certificate only if there is a refund due and you want the check to be issued to the decedent's surviving spouse/civil union partner or estate.

Income in Respect of a Decedent. If you had the right to receive income that the deceased person would have received had he or she lived, and the income was not included on the decedent's final return, you must report the income on your own return when you receive it. The income or gain is included on Line 25 as "Other" income.

Estates and Trusts

Filing Requirements for Estates and Trusts. The fiduciary of an estate or trust may be required to file a New Jersey gross income tax return for that estate or trust. The return for an estate or trust must be filed on a New Jersey Fiduciary Return, Form NJ-1041. The fiduciary must also provide each beneficiary with a New Jersey Schedule NJK-1, which shows the beneficiary's share of the estate or trust income actually distributed or required to be distributed during the taxable year.

Revocable grantor trusts are required to file a New Jersey Fiduciary Return, Form NJ-1041, where there is sufficient nexus

with this State and the statutory filing requirement is met. For further information, see the Fiduciary Return, Form NJ-1041, instructions.

Filing Requirements for Beneficiaries.

The net income earned by an estate or trust does not retain its character (i.e., interest, partnership income); rather, it is a specified income category – "Net Gains or Income Derived Through Estates or Trusts." You must report as net income from estates or trusts the Total Distribution and New Jersey Source Income reported on your Schedule NJK-1, Form NJ-1041 and include it on Line 25, Other Income. If a Schedule NJK-1 was not received, the interest, dividends, capital gains, business or partnership income, etc. listed on your Federal K-1 must be adjusted to reflect New Jersey tax law and then netted together before inclusion on the "Other" income line. Enclose a copy of your NJK-1 or Federal K-1 with your return.

If the income from a grantor trust is reportable by or taxable to the grantor for Federal income tax purposes, it is also taxable to the grantor for New Jersey gross income tax purposes. See instructions for Line 25 on page 22 for reporting requirements.

Partnerships

A partnership is not subject to gross income tax. Individual partners are subject to tax on the income they earned from the partnership under the Federal Internal Revenue Code and the New Jersey Gross Income Tax Act. See page 22 for information on reporting income from a partnership. Every partnership having a New Jersey resident partner or income from New Jersey sources must file New Jersey Form NJ-1065 with the New Jersey Division of Taxation by the 15th day of the fourth month following the close of the partnership's taxable year. For more information on partnership filing, see Form NJ-1065 and instructions.

Estimated Tax

Estimated tax means the amount which you estimate to be your income tax for the taxable year after subtracting withholdings and other credits.

TAX TIP



You are required to make estimated tax payments using Form NJ-1040-ES when your estimated tax exceeds \$400.

Instructions for computing the estimated tax and making the payments are included with the form. Review the amount of your New Jersey gross income tax on your expected gross income (after deductions and credits) to determine if you need to make estimated tax payments for 2014.

To avoid having to make estimated tax payments, you may ask your employer to withhold an additional amount from your wages by completing Form NJ-W4. Failure to file a Declaration of Estimated Tax or to pay all or part of an underpayment *will result in interest charges* on the underpayment.

Underpayment of Estimated Tax. If you failed to make all of the required estimated tax payments as described above, you should obtain Form NJ-2210, Underpayment of Estimated Tax by Individuals, Estates or Trusts, and instructions. Complete Form NJ-2210 to determine if interest is due and if so, calculate the amount. Enter on Line 43 the amount of interest due from line 19, Form NJ-2210. Be sure to check the box at Line 43 and enclose Form NJ-2210 with your return.

For more information see Tax Topic Bulletin GIT-8, *Estimating Income Taxes*.

Amended Returns

If you received an additional tax statement (W-2 or 1099) after your return was filed, or you discovered that you made any error or omission on your return, file an amended tax return by completing a new NJ-1040NR and writing **AMENDED** across the top. If you are amending an item of income, deduction, or credit that requires a supporting schedule or form, you must enclose the applicable schedule or form. If your original return was filed electronically, enclose *all* supporting schedules or forms (W-2, NJK-1, etc.) that you would have enclosed if you had filed the original return on paper — including those that support items that are not being amended. Do not use Form NJ-1040X to amend a nonresident return.

*Amended Returns - continued***Changes in Your Federal Income Tax.**

If you receive a notice from the Internal Revenue Service that they changed your reported income, and that change altered your New Jersey taxable income, you must notify the Division of the change in writing within 90 days. File an amended tax return and pay any additional tax due. If you file an amended Federal return which changes your New Jersey taxable income, you must file an amended New Jersey return within 90 days.

Accounting Method

Use the same accounting method for New Jersey gross income tax that you used for Federal income tax purposes. Income must be recognized and reported in the same period as it is recognized and reported for Federal income tax purposes.

Rounding Off to Whole Dollars

When completing your return and any accompanying schedules, you may show the money items in whole dollars. If you have to add two or more items to figure the total to enter on a line, include cents when adding the items and round off only the total. When entering the rounded total on the line, you may eliminate any amount under 50 cents and increase any amount 50 cents or more to the next higher dollar. If you do round off, do so for all amounts. When rounding, enter zeros in the space provided for cents.

Penalties, Interest, and Collection Fees

Penalty and interest should be included with the payment of any tax due.

Late Filing Penalty

5% per month (or fraction of a month) up to a maximum of 25% of the outstanding tax liability when a return is filed after the due date or extended due date. A penalty of \$100 for each month the return is late may also be imposed.

Late Payment Penalty

5% of the outstanding tax balance may be imposed.

Interest

3% above the prime rate for every month or fraction of a month the tax is unpaid, compounded annually. At the end of each calendar year, any tax, penalties, and interest remaining due (unpaid) will become part of the balance on which interest is charged.

Collection Fees

In addition, if your tax bill is sent to our collection agency, a referral cost recovery fee of 10% of the tax due will be added to your liability. If a certificate of debt is issued for your outstanding liability, a fee for the cost of collection of the tax may also be imposed.

Signatures

Sign and date your return in blue or black ink. Both husband and wife/civil union partners must sign a joint return. The signature(s) on the form you file must be original; photocopied signatures are not acceptable. A return without the proper signatures cannot be processed and will be returned to you. This causes unnecessary processing delays and may result in penalties for late filing.

Preparer Authorization. Because of the strict provisions of confidentiality, Division of Taxation personnel may not discuss your return or enclosures with anyone other than you without your written authorization. If, for any reason, you want a Division of Taxation representative to discuss your tax return with the individual who signed your return as your "Paid Tax Preparer," we must have your permission to do so. To authorize the Division of Taxation to discuss your return and enclosures with your "Paid Tax Preparer," check the box above the preparer's signature line.

Tax Preparers. Anyone who prepares a return for a fee must sign the return as a "Paid Preparer" and enter his or her social security number or Federal preparer tax identification number. Include the company or corporation name and Federal identification number, if applicable. A tax preparer who fails to sign the return or provide a tax identification number

may incur a \$25 penalty for each omission. Someone who prepares your return but does not charge you should not sign your return.

NOTE: Preparers that reasonably expect to prepare 11 or more individual gross income tax resident returns (including those filed for trusts and estates) during the tax year must use electronic methods to file those returns for which an electronic filing option is available. A tax preparer is liable for a penalty of \$50 for each return he or she fails to file electronically when required to do so.

Keeping Tax Records

Keep copies of your tax returns and the supporting documentation of income, age and/or disability, deductions, and credits until the statute of limitations has expired for each return. Generally, this is three years after the filing date or two years from the date the tax was paid, whichever is later.

Privacy Act Notification

The Federal Privacy Act of 1974 requires an agency requesting information from individuals to inform them why the request is being made and how the information is being used.

Your social security number is used primarily to account for and give credit for tax payments. The Division of Taxation also uses social security numbers in the administration and enforcement of all tax laws for which it is responsible.

Federal/State Tax Agreement

The New Jersey Division of Taxation and the Internal Revenue Service have entered into a Federal/State Agreement to exchange income tax information in order to verify the accuracy and consistency of information reported on Federal and New Jersey income tax returns.

Fraudulent Return

Any person who deliberately fails to file a return, files a fraudulent return, or attempts to evade the tax in any manner may be liable for a penalty up to \$7,500 or imprisonment for a term between three and five years or both.

Name and Address

Place the peel-off label from the front of this booklet in the name and address section at the top of the return. **Do not use the label if any of the information is incorrect.** If your label contains inaccurate information or you do not have a label, print or type your name (last name first), complete address, and zip code in the spaces provided. Also include your spouse's/civil union partner's name if filing jointly. Your refund and next year's form will be sent to the address you provide. If your legal residence and the address on the return differ, enclose a statement of explanation to avoid a delay in processing.

New for 2013 Check the "Change of Address" box if your address has changed since you last filed a New Jersey return or if any of the address information on your label is incorrect.

Social Security Number

Your social security number(s) is not printed on your name and address label. **You must enter your social security number(s)** in the space provided on the return. If your filing status is married/CU couple, filing joint return, remember to report both filers' numbers in the order in which the names are listed on the return.

If you (or your spouse/civil union partner) do not have a social security number, file Form SS-5 with the Social Security Administration to apply for one. Taxpayers who are not eligible for a social security number must file Form W-7 with the Internal Revenue Service to obtain an individual taxpayer identification number (ITIN). Enter on Form NJ-1040NR the same number (social security number or ITIN) that you entered on your Federal income tax return. If you (or your spouse/civil union partner) applied for but have not received an ITIN by the return due date, enclose a copy of your Federal Form W-7 application with your New Jersey income tax return.

NOTE: A copy of Form W-7 (or W-7A) cannot be used in place of a valid social security number, ITIN, or ATIN for a dependent when completing Line 13, Dependents' Information.

State of Residency

Indicate the place outside New Jersey where you resided for the period covered by this return.

NJ Residency Status

If you were a New Jersey resident for any part of the taxable year, list the month, day, and year your residency began and the month, day, and year it ended.

Filing Status (Lines 1–5)

In general, you must use the same filing status on your New Jersey return as you do for Federal income tax purposes, unless you are a partner in a civil union. Indicate the appropriate filing status. Check **only** one box.



TAX TIP Partners in a civil union recognized under New Jersey law **must file** their New Jersey income tax returns using the same filing statuses accorded spouses under New Jersey Gross Income Tax Law. Civil union partners may not use the filing status single. Any reference in this booklet to a spouse also refers to a spouse that entered into a valid same-sex marriage in another state or foreign nation and a partner in a civil union (CU) recognized under New Jersey law. More information on civil unions, including legally sanctioned same-sex relationships established outside New Jersey, can be found on the Division's website (www.state.nj.us/treasury/taxation/).

Single. Your filing status is single if you are unmarried or not a partner in a civil union on the last day of the tax year, and you do not qualify for head of household or qualifying widow(er)/surviving civil union partner status below.

Married/Civil Union Couples. If both you and your spouse/civil union partner were nonresidents of New Jersey during the entire taxable year, and only one of you earned, received, or acquired income from New Jersey sources, the spouse/civil

union partner who had income from New Jersey sources may file a separate New Jersey return even if a joint Federal return was filed. The spouse/civil union partner with income from New Jersey sources computes income and exemptions as if a Federal married, filing separate return had been filed. You have the option of filing a joint return, but remember, joint income would be reported in Column A of Form NJ-1040NR.

If one spouse/civil union partner was a nonresident and the other a resident of New Jersey during the entire taxable year and both had income from New Jersey sources, separate New Jersey returns may be filed (the nonresident files a nonresident return and the resident files a resident return). Each computes income and exemptions as if Federal married, filing separate returns had been filed. You have the option of filing a joint resident return, but remember, joint income would be taxed as if both were residents.

If you are filing separately, be sure to enter the name and social security number of your spouse/civil union partner in the space provided under Line 3.

NOTE: You may file jointly or separately only if you were married or a partner in a civil union on the last day of the tax year.

Head of Household. If you meet the requirements to file as head of household for Federal income tax purposes, you may file as head of household for New Jersey. Certain married individuals/civil union partners living apart may file as head of household for New Jersey if they meet the requirements to file as head of household for Federal purposes.

Qualifying Widow(er)/Surviving CU Partner. If your spouse/civil union partner died during 2013, you may file a joint return for the two of you provided you did not remarry or enter into a new civil union before the end of the year. You may be eligible to use the filing status "qualifying widow(er)/surviving CU partner" for 2013 **only** if your spouse/CU partner died in either 2011 or 2012, you did not remarry or enter into a new civil union before the end of 2013, and you meet the other requirements to file

Filing Status (Lines 1–5) - continued

as qualifying widow(er) with dependent child for Federal purposes.

Domestic Partners. If you were a member of a domestic partnership registered in New Jersey, you are not considered to be married or in a civil union. Do not use either the joint or separate filing statuses at Lines 2 and 3. However, if you also entered into a legally sanctioned same-sex relationship outside New Jersey, you may still be able to use the joint or separate filing statuses for married/CU couples. For more information, see the Division's website (www.state.nj.us/treasury/taxation/) and Tax Topic Bulletin GIT-4, *Filing Status*.

Exemptions - Personal

Line 6 - Regular Exemptions

As a taxpayer you may claim a personal exemption for yourself, even if you are a minor who is claimed as a dependent on your parents' return. For your convenience, "Yourself" is already checked. If you are married or in a civil union and filing a joint return, check the spouse/CU partner box as well.

If you were a member of a domestic partnership that was registered in New Jersey on the last day of the tax year, you may claim an exemption for your domestic partner **only if he or she does not file a New Jersey income tax return.** *You must enclose a copy of your New Jersey Certificate of Domestic Partnership the first time you claim the exemption, and you may be asked to provide additional information.* If you are claiming this exemption, check the domestic partner box. Add the number of boxes checked and enter the result on Line 6.

Line 7 - Age 65 or Older

If you were 65 years of age or older on the last day of the tax year, you are eligible for an additional exemption. If you are filing a joint return, an additional exemption is also available if your spouse/civil union partner was 65 years of age or older on the last day of the tax year. This exemption is not available for a domestic partner or for your dependents. *You must enclose proof of age such as a copy of a birth certificate, driver's license, or*

church records with your return the first time you claim the exemption(s). Check the appropriate box(es). Add the number of boxes checked and enter the result on Line 7.

Line 8 - Blind or Disabled

If you were blind or disabled on the last day of the tax year, you are eligible for an additional exemption. If you are filing a joint return, an additional exemption is also available if your spouse/civil union partner was blind or disabled on the last day of the tax year. This exemption is not available for a domestic partner or for your dependents. "Disabled" means total and permanent inability to engage in any substantial gainful activity because of any physical or mental impairment, including blindness. *You must enclose a copy of the doctor's certificate or other medical records with your return the first time you claim the exemption(s).* This information need not be submitted each year provided there is no change in your condition. Check the appropriate box(es). Add the number of boxes checked and enter the result on Line 8.

Exemptions - Dependency

Line 9 - Dependent Children

You may claim an exemption for each dependent child who qualifies as your dependent for Federal income tax purposes. Enter the number of your dependent children on Line 9.

Line 10 - Other Dependents

You may claim an exemption for each other dependent who qualifies as your dependent for Federal income tax purposes. Enter the number of your other dependents on Line 10.

Line 11 - Dependents Attending Colleges

You may claim an additional exemption for each dependent claimed on Line 9 or 10 if all the requirements below are satisfied. **This exemption is not available to you or your spouse/civil union partner or your domestic partner.**

Requirements


- ♦ Student must be **under 22 years of age** for the entire tax year. (This means that the student's 22nd birthday will not occur until 2014 or later.)
- ♦ Student must attend full-time. "Full-time" is determined by the institution.
- ♦ Student must spend at least some part of each of five calendar months of the tax year at school.
- ♦ The educational institution must be an accredited college or postsecondary institution, maintain a regular faculty and curriculum, and have a body of students in attendance.
- ♦ You must have paid one-half or more of the tuition and maintenance costs for the student. Financial aid received by the student is not calculated into your cost when totaling one-half of your dependent's tuition and maintenance. However, the money earned by students in College Work Study Programs is income and is taken into account.

Enter the number of exemptions for your qualified dependents attending colleges on Line 11.

Line 12 - Totals

Add Lines 6, 7, 8, and 11 and enter the total on Line 12a. Add Lines 9 and 10 and enter that total on Line 12b.

Line 13 - Dependents' Information

TAX TIP  You must enter on Line 13 the full name, social security number, and year of birth for each dependent child or other dependent claimed on Lines 9 and/or 10. If you have more than four dependents, enter the required information for the first four dependents on Lines 13a - d and enclose a statement with the return listing the information for the *additional* dependents.

The dependents you list must be the same persons who qualify as your dependent children or other dependents for Federal income tax purposes. Enter the same social security number, individual taxpayer identification number (ITIN), or adoption taxpayer identification number (ATIN)

Gross Income includes the following:

- ♦ Wages and other compensation
- ♦ Interest and dividends
- ♦ Earnings on nonqualified withdrawals from qualified state tuition program accounts, including the New Jersey Better Educational Savings Trust Program (NJBEST) accounts
- ♦ Net profits from business, trade, or profession
- ♦ Net gains or income from sale or disposition of property
- ♦ Pensions, annuities, and IRA withdrawals
- ♦ Net distributive share of partnership income
- ♦ Net pro rata share of S corporation income
- ♦ Net rental, royalty, and copyright income
- ♦ Net gambling winnings, including New Jersey Lottery winnings from prize amounts exceeding \$10,000
- ♦ Alimony
- ♦ Estate and trust income
- ♦ Income in respect of a decedent
- ♦ Prizes and awards, including scholarships and fellowships (unless they satisfy the conditions on page 23)
- ♦ Value of residence provided by employer
- ♦ Fees for services rendered, including jury duty

New Jersey gross income also **includes** the following which are not subject to Federal income tax:

- ♦ Interest from obligations of states and their political subdivisions, other than New Jersey and its political subdivisions
- ♦ Income earned from foreign employment
- ♦ Certain contributions to pensions and tax-deferred annuities
- ♦ Employee contributions to Federal Thrift Savings Funds, 403(b), 457, SEP, or any other type of retirement plan other than 401(k) Plans

for each dependent that you entered on your Federal return. If you do not provide a valid social security number, ITIN, or ATIN for a dependent claimed on Lines 9 and/or 10, the exemption will be disallowed.

To obtain an ATIN, file Form W-7A, Application for Taxpayer Identification Number for Pending U.S. Adoptions, with the Internal Revenue Service. See page 12 for information on obtaining a social security number or ITIN.

Gubernatorial Elections Fund

The Gubernatorial Elections Fund, financed by taxpayer designated \$1 contributions, provides partial public financing to qualified candidates for the office of Governor of New Jersey. With its contribution and expenditure limits, the Gubernatorial Public Financing Program has since 1977 assisted 68 candidates to conduct their campaigns free from the improper influence of excessive campaign contributions. Operation of the program

has also permitted candidates of limited financial means to run for election to the State's highest office. As a condition of their receipt of public financing, candidates must agree to participate in two debates which provide the public with an opportunity to hear the views of each candidate. For more information on the Gubernatorial Public Financing Program, contact the New Jersey Election Law Enforcement Commission at 1-888-313-ELEC (toll-free within New Jersey) or 609-292-8700 or write to:

NJ ELECTION LAW ENFORCEMENT COMMISSION
PO BOX 185
TRENTON NJ 08625-0185

Lists of contributors to gubernatorial candidates and copies of reports filed by gubernatorial candidates may be viewed on the Election Law Enforcement Commission website at: www.elec.state.nj.us.

Participation in the \$1 income tax check-off protects the continuity and integrity of the Gubernatorial Elections Fund by

providing that funds will be reserved for future gubernatorial elections thereby deterring the use of needed funding for other purposes. If you want to designate \$1 to go to help candidates for governor pay campaign expenses, check the "Yes" box in the Gubernatorial Elections Fund section of the return. If you are filing a joint return, your spouse/civil union partner may also designate \$1 to this fund by checking "Yes." **Checking the "Yes" box will not in any way increase your tax liability or reduce your refund.**

**Income
(Lines 14–26)**

Enter on Lines 14 through 26 the amount of gross income received while a nonresident of New Jersey during the taxable year for each of the various categories of income.

In Column A, report your gross income from all sources (both inside and outside New Jersey). **These figures cannot be copied from the figures reported on the Federal return.** Reportable income means income that would be taxable if you were a New Jersey resident. Married/civil union couples filing a joint return must report the income of both spouses/civil union partners in Column A, even if only one had income from New Jersey.

In Column B, enter the income that comes from New Jersey sources. For every entry in Column A, there should be an entry on the corresponding line in Column B. If none of your income is from New Jersey sources, enter "0" in Column B. Your final tax liability is based on the percentage of your income from New Jersey sources.

Income of a Nonresident Subject to Tax. Some examples of income taxable to a nonresident include:


1. Wages, salaries, tips, fees, commissions, bonuses, and other payments received, whether in cash or in property, for services performed in New Jersey;
2. Profits and other income from a business, trade, profession, or partnership conducted in New Jersey;
3. Rents or royalties from real and tangible personal property located in New

Income (Lines 14–26) - continued

- Jersey or from other business activities in New Jersey;
4. Gains from the sale of your principal residence or other real estate located in New Jersey;
 5. Gambling winnings from New Jersey sources such as winnings from a casino or racetrack located in New Jersey, including New Jersey Lottery winnings from prize amounts exceeding \$10,000;
 6. Income of a New Jersey S corporation allocated to New Jersey.

Income or losses which a nonresident taxpayer receives from a business entity (i.e., sole proprietorship, partnership, LLP, or LLC) located in New Jersey will not be deemed to be derived from New Jersey sources if the business entity's only activity is the purchase, holding, or sale of intangible personal property, such as commodities or securities, and such intangible personal property is not held for sale to customers.

Gross income means all income you received in the form of money, goods, property, and services unless specifically exempt by law.

TAX TIP  **Important! A net loss in any category of income cannot be reported as such on Form NJ-1040NR. A loss within one category of income may be applied against other income within the same category. However, a net loss in one category of income cannot be applied against income or gains in another on Form NJ-1040NR. In case of a net loss in any category, enter "0" for that category. Under New Jersey law, no carryback or carryover of losses is permitted when reporting income on Form NJ-1040NR.**

Line 14 - Wages, Salaries, Tips, etc.

COLUMN A

Enter the total amount you received during the taxable year from wages, salaries, tips, fees, commissions, bonuses, and other payments received for services performed as an employee. Include all payments you received whether in cash, benefits, or property.

Exempt Income

The following income is not taxable to residents or nonresidents. These items should **not** appear anywhere on your nonresident return (Column A or Column B).

- ◆ Federal Social Security
- ◆ Railroad Retirement (Tier 1 and Tier 2)
- ◆ United States military pensions and survivor's benefit payments
- ◆ Life insurance proceeds received because of a person's death
- ◆ Employee's death benefits
- ◆ Permanent and total disability, including VA benefits
- ◆ Temporary disability received from the State of New Jersey or as third-party sick pay
- ◆ Workers' Compensation
- ◆ Gifts and inheritances
- ◆ Qualifying scholarships or fellowship grants
- ◆ New Jersey Lottery winnings from prizes in the amount of \$10,000 or less
- ◆ Unemployment Compensation
- ◆ Family Leave Insurance (FLI) benefits
- ◆ Interest and capital gains from: (a) Obligations of the State of New Jersey or any of its political subdivisions; **or** (b) Direct Federal obligations exempt under law, such as U.S. Savings Bonds and Treasury Bills, Notes, and Bonds
- ◆ Earnings on qualified withdrawals from qualified state tuition program accounts, including the New Jersey Better Educational Savings Trust Program (NJBEST) accounts
- ◆ Distributions paid by mutual funds to the extent the distributions are attributable to interest earned on Federal obligations
- ◆ Certain distributions from "New Jersey Qualified Investment Funds"
- ◆ Employer and employee contributions to 401(k) Salary Reduction Plans (but **not** Federal Thrift Savings Funds)
- ◆ Some benefits received from certain employer-provided cafeteria plans (but not salary reduction or premium conversion plans). See Division Technical Bulletin TB-39
- ◆ Benefits received from certain employer-provided commuter transportation benefit plans (but not salary reduction plans). See Division Technical Bulletin TB-24R
- ◆ Contributions to and distributions from Archer MSAs if they are excluded for Federal income tax purposes
- ◆ Direct payments and benefits received under homeless persons assistance programs
- ◆ Income tax refunds (New Jersey, Federal, and other jurisdictions)
- ◆ Welfare
- ◆ Child support
- ◆ Amounts paid as reparations or restitution to Nazi Holocaust victims
- ◆ Assistance from a charitable organization, whether in the form of cash or property
- ◆ Cancellation of debt

Enter the total of State wages, salaries, tips, etc. from **all** employment both inside and outside New Jersey. **Be sure to take the figure(s) from the "State wages" box on your W-2(s).** See sample W-2 on page 16. All W-2(s) must be enclosed with your tax return.

NOTE: The "State wages" figure on W-2(s) you received from employment outside New Jersey may need to be adjusted to reflect New Jersey tax law.

Nonresident servicepersons, see page 6.

Pension and annuity income or early retirement benefits should not be included on this line but should be reported on Line 21.

Retirement Plans. Under New Jersey law, contributions to retirement plans (other than 401(k) Plans) are included in the State wages figure on the W-2 in the year the wages are earned. This

Line 14 - Wages, Salaries, Tips, etc. - continued

may cause your State wages figure to be higher than your Federal wages figure.

Meals and/or Lodging. You may exclude from the amount reported on Line 14 meals and/or lodging reported as wages on your W-2 provided that:

- 1. The meals and/or lodging were furnished on the business premises of your employer; and
- 2. The meals and/or lodging were furnished for the convenience of your employer; and

For lodging only:

- 3. You were required to accept the lodging as a condition of your employment.

If you exclude the value of meals and/or lodging from your wages, you **must** enclose a signed statement explaining how you have met these conditions. If the statement is not enclosed, your wages will be adjusted to represent the full amount shown on your W-2.

Food and maintenance payments made to New Jersey State Police officers as part of their union contract **cannot** be excluded from gross income. These payments do not meet the criteria above.

Employee Business Expenses.

Employee business expenses are **not** deductible for New Jersey gross income tax purposes. However, you may exclude from the amount reported on Line 14

reimbursements for employee business expenses reported as wages on your W-2 provided that:

- 1. The expenses for which you are reimbursed are job-related expenses;
- 2. You are required to and do account for these expenses to your employer; and
- 3. You are reimbursed by your employer in the exact amount of the allowable expenses.

If you receive excludable reimbursements for employee business expenses which are included in your wages on your W-2, enclose a statement explaining the amount you are excluding and your reasons for excluding this amount. Also enclose a copy of your Federal Form 2106.

Federal Statutory Employees. If you are considered a "statutory employee" for Federal income tax purposes, you may not deduct your business expenses unless you are self-employed or an independent contractor under New Jersey law. The Federal label of "statutory employee" has no meaning for New Jersey gross income tax purposes. Business expenses may only be deducted from the business income of a self-employed individual. See the instructions for Schedule NJ-BUS-1, Part I (Net Profits From Business).

Moving Expenses. Moving expenses are **not** deductible for New Jersey gross income tax purposes. However, you may

exclude from the amount reported on Line 14 reimbursements for the following moving expenses if the Federal requirements to claim moving expenses were met and the expenses were included in wages on your W-2.

- 1. The cost of moving your household goods and personal effects from the old home to the new home.
- 2. The actual expenses incurred by you for traveling, meals, and lodging when moving you and your family from your old residence to your new residence.

Reimbursements for any other moving expenses may **not** be excluded from income.

If you receive excludable reimbursements for moving expenses which are included in your wages on your W-2, enclose a statement explaining the amount you are excluding and your reasons for excluding this amount. Also enclose a copy of your Federal Form 3903.

Compensation for Injuries or Sickness.

Certain amounts received for personal injuries or sickness are not subject to tax. You may exclude from the amount reported on Line 14 such amounts included as wages on your W-2 provided that:

- 1. The payments must be compensation for wage loss which results from absence due to injury or sickness of the employee; and
- 2. The payments must be due and payable under an enforceable contractual obligation under the plan; and
- 3. The payments must not relate to sick leave wage continuation, the taking of which is largely discretionary and the payments are made regardless of the reason for absence from work.

If such payments are included in the State wages figure on your W-2, you must file Form NJ-2440 with your New Jersey return to exclude them.

COLUMN B

Enter the portion of your wages, salaries, etc. that comes from New Jersey sources. If zero, enter "0."

Sample W-2 (This form is for illustration only and is not reproducible.)

22222		Void <input type="checkbox"/>	a Employee's social security number		For Official Use Only OMB No. 1545-0008	
b Employer identification number (EIN)			1 Wages, tips, other compensation	2 Federal income tax withheld		
c Employer's name, address, and ZIP code			3 Social security wages	4 Social security tax withheld		
d Control Number			5 Medical savings and tips	6 Medicare tax withheld		
			7 Social security tips	8 Allocated		
e Employee's name and address			9	10 Dependent care benefits		
f Employee's address and ZIP code			11 Nonqualified plans	12a See instructions for box 12		
15 State Employer's state ID number			13 Statutory employee <input type="checkbox"/>	Retirement plan <input type="checkbox"/>	12b	
NJ 234-567-890/000			14 Other	Third-party sick pay <input type="checkbox"/>		12c
FLI P.P. #			UI/WF/SWF - \$131.33		12d	
(Private Plan No.)			DI - \$111.24			
30.90 - FLI			DI P.P. #(Private Plan No.)			
16 State wages, tips, etc.	17 State income tax	18 Local wages, tips, etc.	19 Local income tax	20 Locality name		
32,250.00	525.00					

Line 14 - Wages, Salaries, Tips, etc. - continued

Pennsylvania residents, see page 4. Non-resident servicepersons and nonmilitary spouses/civil union partners of military personnel, see page 6.

If you had wage/salary income earned partly within and partly outside of New Jersey, and you cannot easily determine the amount of income from New Jersey, see Part II on page 31.

Do not use Part II if your wage/salary income is based on volume (the amount of sales or amount of business transacted). Instead, enter on Line 14 the portion of your wage/salary income calculated using the following formula:

$$\frac{\text{NJ Vol.}}{\text{Total Vol.}} \times \text{Vol. Income} = \text{Line 14, Col. B}$$

In determining where the business was transacted, the location where the services or sales were actually performed is the deciding factor. An explanation of how you computed the amount of wage/salary income must be enclosed with your return.

Line 15 - Interest Income

COLUMN A

Enter all of your reportable interest from sources both inside and outside of New Jersey on Line 15, Column A. New Jersey reportable interest income includes interest from the following:

- Banks
- Savings and loan associations
- Credit unions
- Savings accounts
- Earnings on nonqualified withdrawals from qualified state tuition program accounts, including the New Jersey Better Educational Savings Trust Program (NJBEST) accounts
- Distributions from Coverdell education savings accounts (ESAs), but only the earnings portion
- Checking accounts
- Bonds and notes
- Certificates of deposit
- Ginnie Maes
- Fannie Maes
- Freddie Macs
- Repurchase agreements
- Life insurance dividends

- Obligations of states and their political subdivisions, other than New Jersey
- Any other interest not specifically exempt

Interest received by your sole proprietorship is reportable as net profits from business on Line 17. Your portion of interest earned and received by a partnership, an estate or trust or, in general, an S corporation is reportable as distributive share of partnership income on Line 22, net income from estates or trusts on Line 25, or net pro rata share of S corporation income on Line 23.

For detailed information regarding the reporting of partnership or S corporation income, see Tax Topic Bulletin GIT-9P, *Income From Partnerships*, or GIT-9S, *Income From S Corporations*. For information regarding grantor trusts see the reporting instructions for Line 25 on page 22. Interest paid or deemed to have been paid to you by a partnership or an S corporation and reportable to you on Form 1099 must be included on Line 15 in Column A.

Forfeiture Penalty for Early Withdrawal. If you incur a penalty by withdrawing a time deposit early, you may subtract the amount of the penalty from your interest income.

If your reportable interest income on Line 15, Column A, is more than \$1,500, enclose a copy of Schedule B, Federal Form 1040 or 1040A.

Do not report tax-exempt interest on Line 15. New Jersey tax-exempt interest income includes:

- Obligations of the State of New Jersey or any of its political subdivisions
- Direct Federal obligations such as U.S. Savings Bonds and Treasury Bills, Notes, and Bonds
- Earnings on qualified withdrawals from qualified state tuition program accounts, including the New Jersey Better Educational Savings Trust Program (NJBEST) accounts
- Sallie Maes
- CATS
- TIGRs

- Certain distributions from "New Jersey Qualified Investment Funds"
- Distributions paid by mutual funds to the extent the distributions are attributable to interest earned on Federal obligations

New Jersey Qualified Investment

Funds. A New Jersey Qualified Investment Fund is a regulated investment company in which at least 80% of the fund's investments (other than cash or receivables) are obligations issued either directly by the Federal government or the State of New Jersey or any of its political subdivisions. The Fund must complete and retain Form IF-1, Certification of Qualified Investment Fund, to document its status. This certification need not be filed with the Division of Taxation but must be made available upon request.

If you received a distribution from a qualified investment fund, you may exclude from your income the portion of the distribution which comes from the qualified exempt obligations. The taxable portion of the distribution, if any, is reported as dividends on Line 16. By February 15, shareholders should be notified by the New Jersey qualified investment fund of the portion of their distribution that may be excluded from income. Contact your broker to determine whether your fund qualifies.

Do not report interest earned on your IRA(s) on Line 15, Interest Income. If you made a withdrawal from your IRA during the year, see the instructions for Line 21.

For more information on tax-exempt interest income, see Tax Topic Bulletin GIT-5, *Exempt Obligations*.

COLUMN B

Only interest received as a result of a business or profession carried on in New Jersey and not properly reportable as net profits from business, distributive share of partnership income, net income from estates or trusts, or net pro rata share of S corporation income should be reported on Line 15, Column B. See instructions for Line 15, Column A. **Do not report interest from personal accounts.**

Line 16 - Dividends

COLUMN A

Enter on Line 16, Column A, the amount of dividends received during the year from investments (e.g., from stocks, mutual funds) or other income-producing activities which do not constitute a trade or business. The total amount of dividends received, **regardless of where earned**, must be reported.

Dividends received by your sole proprietorship are reportable as net profits from business on Line 17. Your portion of dividends earned and received by a partnership, an estate or trust or, in general, an S corporation are reportable as distributive share of partnership income on Line 22, net income from estates or trusts on Line 25, or net pro rata share of S corporation income on Line 23. For detailed information regarding the reporting of partnership income or S corporation income and distributions, see Tax Topic Bulletin GIT-9P, *Income From Partnerships*, or GIT-9S, *Income From S Corporations*. For information regarding grantor trusts see the reporting instructions for Line 25 on page 22.

Capital Gains Distributions. Capital gains distributions you receive from mutual funds or other regulated investment companies are reported on Line 58, Part I and are not to be included as dividends.

Tax-Free Distributions. A distribution which is a return of your investment or capital and does not come from earnings or profits is a nontaxable capital or tax-free distribution. These distributions reduce the basis of the stock or investment and are not taxable until your investment is fully recovered.

Insurance Premiums. Dividends received from insurance companies are not taxable unless the dividends received exceed the premiums paid. Any interest from accumulated insurance dividends must be reported on Line 15, Column A.

COLUMN B

Only dividends received as a result of a business or profession carried on in New Jersey and not properly reportable as net profits from business, distributive share of partnership income, net income from

estates or trusts, or net pro rata share of S corporation income should be reported on Line 16, Column B. See instructions for Line 16, Column A. **Do not report dividends from personally held securities.**

Line 17 - Net Profits From Business

TAX TIP COLUMN A



Complete Part I of New Jersey Schedule NJ-BUS-1, Business Income Summary Schedule, and enter on Line 17, Column A, the amount of net profits from business from Line 4 of Part I. **If the amount on Line 4 is a loss, enter "0" on Line 17, Column A.** Enclose Schedule NJ-BUS-1 and a copy of the Federal Schedule C (or C-EZ or F) for each business with your return. See page 31.

COLUMN B

Enter the portion of your business income that comes from New Jersey sources. If zero, enter "0." If you carry on business both inside and outside New Jersey, you must complete and enclose Form NJ-NR-A for each business.

Do not include in Column B net profits (or losses) which you received from a business entity located in New Jersey if the business entity's only activity is the purchase, holding, or sale of intangible personal property, such as securities or commodities, and such intangible personal property is not held for sale to customers. You must, however, include such net profits in Column A.

Anyone engaged in a business, trade, profession, or occupation in New Jersey must register with the State for tax purposes by filing a Business Registration Application, Form NJ-REG. Form NJ-REG may be filed online through the Division of Revenue and Enterprise Services' NJ Business Gateway Services at: www.state.nj.us/treasury/revenue/.

Line 18 - Net Gains or Income From Disposition of Property

COLUMN A

Enter on Line 18, Column A, the amount of net gains from Part I, Line 60. **If the amount on Line 60 is zero, enter "0" on Line 18, Column A.** See page 31.

COLUMN B

Enter the net gains or income from New Jersey sources. If zero, enter "0."

Line 19 - Net Gains or Income From Rents, Royalties, Patents, and Copyrights

TAX TIP COLUMN A



Complete Part II of New Jersey Schedule NJ-BUS-1, Business Income Summary Schedule, and enter on Line 19, Column A, the amount of net income from Line 4 of Part II. **If the amount on Line 4 is a loss, enter "0" on Line 19, Column A.** Enclose Schedule NJ-BUS-1 with your return. See page 32.

COLUMN B

Enter your net gains or income from New Jersey sources. If zero, enter "0."

Line 20 - Net Gambling Winnings

New Jersey Lottery winnings from prize amounts exceeding \$10,000 are taxable for New Jersey gross income tax purposes. The individual prize amount, not the total amount of New Jersey Lottery winnings over the year, determines taxability.

COLUMN A

Enter on Line 20, Column A, the amount of your net gambling winnings from both inside and outside New Jersey. You may deduct your gambling losses from your winnings that occurred during the same year. **You may use New Jersey Lottery losses to offset other gambling winnings.** If your net gambling winnings are less than zero, enter "0."

You must be able to substantiate gambling losses used to offset winnings reported on your New Jersey nonresident income tax return. Evidence of losses may take several forms, including a daily log or journal of wins and losses, canceled checks, losing pari-mutuel tickets, losing lottery tickets, etc. With respect to winnings or losses resulting from casino gambling, letters from casinos which purport to "rate" the gambling activity of an individual or "estimate" losses are acceptable as **part** of the evidential material required to prove losses.

Line 20 - Net Gambling Winnings - continued

Winnings or losses from lotteries may be reported on this line. **Remember, do not include any winnings from prizes in the amount of \$10,000 or less from the New Jersey State Lottery.**

Although no specific rider to the New Jersey income tax return is required to substantiate gambling losses, it is suggested that if you enter gambling winnings net of losses on Line 20 of the return, you should note the total winnings and total losses on a supporting schedule. This procedure may eliminate certain questions in the event the return is selected for audit.

COLUMN B

Enter your net gambling winnings from New Jersey sources. Gambling losses incurred from sources outside New Jersey may not be used to offset gambling winnings from New Jersey sources. If zero, enter "0."

Line 21 - Pensions, Annuities, and IRA Withdrawals

COLUMN A

Enter on Line 21, Column A, your reportable pensions, annuities, and certain IRA withdrawals. See page 21 for information on Roth IRAs. Pensions, annuities, and IRA withdrawals are reportable on the New Jersey return although the reportable amount may differ from the Federal amount.

TAX TIP



If you (and/or your spouse/civil union partner if filing jointly) were 62 years of age or older or disabled and met the other requirements, you may be able to use the pension and other retirement income exclusions to reduce your gross income. See the instructions for Line 27a on page 23 and Line 27b on page 24.

All state and local government, teachers', and Federal pensions, and Keogh Plans are treated in the same manner as pensions from the private sector. Amounts received as "early retirement benefits" and amounts received as pension on Schedule NJK-1, Partnership Return Form NJ-1065 are also reportable. Social Security and Railroad Retirement benefits are exempt from New Jersey income tax and should not be reported as pension income on Form NJ-1040NR. Pension payments

received by reason of total and permanent disability are also exempt. However, if you retired before age 65 on a total and permanent disability pension and continue to receive pension payments after age 65, your disability pension is then treated as an ordinary pension. See definition of "disabled" on page 13.

If you are receiving a United States military pension or survivor's benefit payments, the military pension or survivor's benefit is exempt from New Jersey gross income tax regardless of your age or disability status. Do not include such payments on Form NJ-1040NR.

Military pensions are those resulting from service in the Army, Navy, Air Force, Marine Corps, or Coast Guard. This exemption does not apply to civil service pensions or annuities, even if the pension or annuity is based on credit for military service. Most military pensions and survivor's benefit payments are received from the U.S. Defense Finance and Accounting Service while a civil service annuity is received through the U.S. Office of Personnel Management.

Retirement plans (pensions, annuities, IRAs) are either noncontributory or contributory. A noncontributory plan is one to which you have not made contributions. A contributory plan is one to which **you have made contributions**, usually through payroll deductions. The amount you report on Line 21, Column A, will depend on whether or not you made contributions to the plan.

Noncontributory Plans. Amounts you receive from noncontributory plans are

fully reportable. Include on Line 21, Column A, the total amount of the pension or annuity from your 1099-R.

Contributory Plans (Other Than IRAs). The total value of your pension or annuity consists of your contributions, your employer's contributions (if any), and earnings. In general, your contributions to a pension or annuity were taxed when they were made and are not reportable when withdrawn (except for 401(k) Plans). You must determine the reportable part of any distribution you receive. Use Worksheet A below to determine whether you should use the Three-Year Rule Method or the General Rule Method for your pension or annuity.

NOTE:

- ♦ If you received a distribution from a 401(k) Plan, see the section on 401(k) Plans before continuing.
- ♦ The reportable amount of an IRA withdrawal must be determined by completing Worksheet C, IRA Withdrawals, on page 21. **Do not use Worksheet A or B for an IRA withdrawal.**

Three-Year Rule Method. If you will recover your contributions within three years from the date you receive the first payment from the plan, and both you **and** your employer contributed to the plan, you may use the Three-Year Rule Method to determine your New Jersey reportable pension income. The Three-Year Rule allows you to exclude your pension and annuity payments from gross income until the payments you receive equal your contributions to the plan. Until that time, the amounts you receive, because they

Worksheet A
Which Pension Method to Use

1. Amount of pension you will receive during the first three years (36 months) from the date of the first payment 1. _____

2. Your contributions to the plan 2. _____

3. Subtract line 2 from line 1 3. _____

(a) If line 3 is "0" or more, *and* both you and your employer contributed to the plan, you may use the **Three-Year Rule Method**.

(b) If line 3 is less than "0," or your employer did not contribute to the plan, you must use the **General Rule Method**.

(Keep for your records)

Worksheet B General Rule Method

1. Your previously taxed contributions to the plan 1. _____
2. Expected return on contract* 2. _____
3. Percentage excludable (Divide line 1 by line 2) 3. _____ %
4. Amount received this year 4. _____
5. Amount excludable (Multiply line 4 by line 3) 5. _____
6. Reportable amount (Subtract line 5 from line 4).
Enter here and on Line 21, Form NJ-1040NR 6. _____

*The expected return on the contract is the amount receivable. If life expectancy is a factor under your plan, Federal actuarial tables must be used to compute the expected return. The Federal actuarial tables are contained in the Internal Revenue Service's Publication 939, *General Rule for Pensions and Annuities*. Contact the IRS for this publication. If life expectancy is not a factor under your plan, the expected return is found by totaling the amounts to be received.

(Keep for your records)

are considered your contributions, are not reportable and should not be entered on your return. Once you have received (recovered) an amount equal to the amount you contributed, the payments you receive are fully reportable.

Since the Three-Year Rule has been repealed for Federal income tax purposes, if you retired after July 1, 1986, the reportable amount of pension or annuity that you enter on your New Jersey return when using this method will differ from the amount you report on your Federal return.

General Rule Method. If you will not recover your contributions within three years from the date you receive the first payment from the plan, or your employer did not contribute to the plan, you must use the General Rule Method to determine your New Jersey reportable pension income. From the first year you receive your pension and every year thereafter, part of your pension will be excludable (the amount that represents your contributions) and part will be reportable. Use Worksheet B above to determine the reportable amount.

Complete Worksheet B the year in which you receive your first pension payment. Once calculated, use the percentage on line 3 to determine the reportable amount year after year. You must recalculate the percentage only if your annual pension payments decrease.

401(k) Plans. Beginning on January 1, 1984, New Jersey's treatment of 401(k) Plan contributions changed. After that date employee contributions to 401(k) Plans were no longer included in taxable wages when earned. If you made contributions to your 401(k) Plan prior to January 1, 1984, your distribution will be treated differently than if you made all of your contributions after this date.

- 1. All contributions made on or after January 1, 1984.** If all of your contributions to the 401(k) Plan were made on or after January 1, 1984, then your distributions from the plan are fully reportable unless your contributions exceeded the Federal limit.
- 2. Contributions made before January 1, 1984.** If you made contributions to the 401(k) Plan before January 1, 1984, or you made contributions beyond the Federal limit, calculate the reportable portion of your distributions from the plan using one of the methods described under contributory plans.

Lump-Sum Distributions and Rollovers. When a lump-sum distribution of the entire balance from a qualified employee pension, annuity, profit-sharing, or other plan is made, the amount received in excess of the contributions to the plan that have already been taxed must be included in your income in the year

received. New Jersey has no provisions for income averaging of lump-sum distributions. Enter the reportable amount of a lump-sum distribution on Line 21, Column A.

A lump-sum distribution from an IRA or a qualified employee pension or annuity plan which you roll over into an IRA or other eligible plan is excludable from New Jersey income if the rollover qualifies for deferral for Federal income tax purposes. The amount rolled over (minus previously taxed contributions) is reportable later when it is withdrawn. As under Federal law, the rollover must be made within the 60-day period after distribution.

For more detailed information on reporting pension and annuity income on your New Jersey return, see Tax Topic Bulletin GIT-1, *Pensions and Annuities*.

IRAs. Your IRA consists of a non-reportable part (your contributions) and a reportable part (earnings plus certain amounts, if any, rolled over from pension plans). If your contributions have been previously taxed, only the portion of your distribution that represents earnings is reportable.

Earnings credited to an IRA are not reportable until withdrawn. The interest, dividends, and other earnings, as well as amounts which were tax-free rollovers, will become reportable when withdrawn. If the total amount in the IRA is withdrawn, the entire amount of the interest or accumulated gains becomes reportable in the year the withdrawal is made. If, however, the withdrawal from an IRA is made over a period of years, the portion of the annual distribution that represents interest income and accumulated gains in the IRA is reportable.

A distribution from a rollover IRA which is fully reportable for Federal income tax purposes may be treated differently for New Jersey purposes if your contributions were subject to New Jersey income tax when the contributions were made.

Enter the reportable amount of an IRA withdrawal on Line 21. Use Worksheet C

Worksheet C - IRA Withdrawals 2013

Part I

1. **Value of IRA** on 12/31/13.
Include contributions made for the tax year from 1/1/14–4/15/14 1. _____
2. **Total distributions from IRA during the tax year.** Do not include tax-free rollovers..... 2. _____
3. **Total value of IRA.**
Add lines 1 and 2 3. _____
- Unrecovered Contributions:**
Complete **either** line 4a or 4b:
- 4a. **First year of withdrawal from IRA:**
Enter the total of IRA contributions that were previously taxed 4a. _____
- 4b. **After first year of withdrawal from IRA:** Complete Part II. Enter amount of unrecovered contributions from Part II, line (g)* 4b. _____
5. **Accumulated earnings in IRA on 12/31/13.** Subtract either line 4a or 4b from line 3 5. _____
6. Divide line 5 by line 3 and enter the result as a decimal 6. _____
7. **Taxable portion of this year's withdrawal.**
Multiply line 2 by decimal amount on line 6.
Enter here and on Line 21, Form NJ-1040NR .. 7. _____

Part II—Unrecovered Contributions

(For Second and Later Years)

- (a) **Last year's unrecovered contributions.**
From line 4 of last year's worksheet * (a) _____
- (b) **Amount withdrawn last year.**
From line 2 of last year's worksheet (b) _____
- (c) **Taxable portion of last year's withdrawal.** From line 7 of last year's worksheet (c) _____
- (d) **Contributions recovered last year.** Subtract line (c) from line (b) (d) _____
- (e) **This year's unrecovered contributions.**
Subtract line (d) from line (a) (e) _____
- (f) **Contributions to IRA during current tax year.** Do not include tax-free rollovers (f) _____
- (g) **Total unrecovered contributions.**
Line (e) plus line (f). Enter here and on Part I, line 4b (g) _____

*If you did not complete a worksheet in prior year(s), skip Part II and calculate the amount of unrecovered contributions as follows:

- A. Determine the total amount of **withdrawal(s)** made from the IRA in previous years.
- B. Total the portion(s) of these previous year withdrawal(s) already reported as income on prior New Jersey tax returns.
- C. Subtract the amount of previous year withdrawals reported (B) from the total amount of previous year withdrawals (A). This difference is the amount of contributions that have been *recovered* thus far.
- D. Subtract the amount of *recovered* contributions (C) from the *total* amount of contributions made to the IRA. This is the amount of **unrecovered** contributions to enter on **line 4b** of **Part I**.

(Keep for your records)

above to determine the reportable portion of your IRA withdrawal. For multiple IRAs, use a separate worksheet for each IRA.

Roth IRAs. Contributions to a Roth IRA are reportable as part of your gross income in the year they are made. However, if the requirements are satisfied, "qualified distributions" from a Roth IRA are excludable and do not have to be included as income on Line 21, Column A, of Form NJ-1040NR.

A "qualified distribution" is one made after the five-taxable-year period beginning with the first taxable year in which a

contribution was made to your IRA, **and** which is:

1. Made on or after the date on which an individual reaches age 59½; or
2. Made to a beneficiary (or the individual's estate) after the individual's death; or
3. Made because the individual becomes disabled; or
4. Made as a qualified first-time home buyer distribution as defined by the Internal Revenue Code.

A payment or distribution cannot be treated as a qualified distribution if it

is made within the five-taxable-year period which begins with the year the first contribution was made. A payment or distribution of an allowable rollover contribution (or income earned on the amount rolled over) from an IRA other than a Roth IRA, is not a qualified distribution if it is made within the five-taxable-year period which begins with the year in which the rollover contribution was made.

If you received a nonqualified distribution from a Roth IRA, you must report the earnings as income on Line 21, Column A.

If you converted an existing IRA to a rollover Roth IRA during tax year 2013,

Line 21 - Pensions, Annuities, and IRA Withdrawals - continued

any amount from the existing IRA that would be reportable if withdrawn must be reported in your gross income on Line 21, Column A.

For more detailed information on IRA withdrawals, see Tax Topic Bulletin GIT-2, *IRA Withdrawals*, or Technical Bulletin TB-44.

COLUMN B

Pension, annuity, and IRA withdrawal income is not taxable to nonresidents. Therefore, no entry is necessary on Line 21, Column B.

Line 22 - Distributive Share of Partnership Income

TAX TIP COLUMN A



Complete Part III of New Jersey Schedule NJ-BUS-1,

Business Income Summary Schedule, and enter on Line 22, Column A, the distributive share of partnership income from Line 4 of Part III. **If the amount on Line 4 is a loss, enter "0" on Line 22, Column A.** Enclose Schedule NJ-BUS-1 and a copy of Schedule NJK-1, Form NJ-1065, for each partnership with your return. If you did not receive a Schedule NJK-1, you must enclose a copy of the Federal Schedule K-1. See page 32.

COLUMN B

Enter the portion of the partnership income that comes from New Jersey sources. If zero, enter "0."

Do not include in Column B distributive share of partnership income which you received from a partnership, LLP, or LLC located in New Jersey if the business entity's only activity is the purchase, holding, or sale of intangible personal property, such as commodities or securities, and such intangible personal property is not held for sale to customers. You must, however, include such partnership income in Column A.

Line 23 - Net Pro Rata Share of S Corporation Income

TAX TIP COLUMN A



Complete Part IV of New Jersey Schedule NJ-BUS-1,

Business Income Summary Schedule, and enter on Line 23, Column A, the net

pro rata share of S corporation income from Line 4 of Part IV. **If the amount on Line 4 is a loss, enter "0" on Line 23, Column A.** Enclose Schedule NJ-BUS-1 and a copy of Schedule NJ-K-1, Form CBT-100S, for each S corporation with your return. If you did not receive a Schedule NJ-K-1, you must enclose a copy of the Federal Schedule K-1. See page 33.

COLUMN B

Enter the portion of the net pro rata share of S corporation income that comes from New Jersey sources. If zero, enter "0."

Line 24 - Alimony and Separate Maintenance Payments Received

COLUMN A

Enter on Line 24, Column A, the total amount of alimony and separate maintenance payments you received which were required under a decree of divorce/dissolution or separate maintenance. Do not include payments received for child support.

COLUMN B

Enter "0" on Line 24, Column B.

Line 25 - Other

COLUMN A

Enter on Line 25, Column A:

Amounts Received as Prizes and Awards. A prize won in a raffle, drawing, television or radio quiz show, contest, or any other event is reportable and must be included on Line 25, Column A. Any prizes or awards received in goods or services must be included as income at fair market value.

Income in Respect of a Decedent. If you had the right to receive income that the deceased person would have received had he or she lived, and the income was not included on the decedent's final return, you must report the income on your own return when you receive it. The income is reported on Line 25, "Other" income. Enclose a schedule of the items of income reported together and included on Line 25.

Income From Estates and Trusts. Beneficiaries receiving income from an estate or trust must include on Line 25 the Total

Distribution reported on Schedule NJK-1, Form NJ-1041. If a Schedule NJK-1 was not received, include on Line 25 the net of the items listed on the Federal Schedule K-1 received. Interest, dividends, capital gains, business or partnership income, etc. as listed on the Federal K-1(s) must be adjusted to reflect New Jersey tax law and then netted together before inclusion on Line 25, "Other" income. Be sure to include income which is not subject to Federal income tax but is subject to New Jersey gross income tax, such as interest from and losses on the disposition of obligations of states and their political subdivisions, other than New Jersey and its political subdivisions, and exclude income and losses not subject to New Jersey tax, such as gains on New Jersey tax-exempt securities.

For tax years beginning on or after January 1, 2004, New Jersey income tax law has uncoupled from certain changes in Federal depreciation and expense deduction limits. The Gross Income Tax Depreciation Adjustment Worksheet GIT-DEP instructions explain the New Jersey adjustments required to determine income reportable in the various net income categories.

For taxable years beginning after December 31, 2004, New Jersey income tax law has uncoupled from some provisions of the IRC section 199 deduction. The New Jersey allowable IRC section 199 deduction must be calculated on Form 501-GIT, Domestic Production Activities Deduction.

Enclose a copy of the NJK-1(s) or Federal K-1(s).

If the income from a grantor trust is reportable by or taxable to the grantor for Federal income tax purposes, it is also taxable to the grantor for New Jersey gross income tax purposes. The grantor must report the interest, dividends, capital gains, business income, partnership income, net pro rata share of S corporation income, etc. in the categories of income as required for gross income tax purposes and not as income from Estates and Trusts. Enclose a copy of the New Jersey or Federal Grantor Trust Attachment.

Line 25 - Other - continued

For more information see Tax Topic Bulletin GIT-12, *Estates and Trusts*.

Scholarships and Fellowships. Scholarships and fellowship grants are reportable and must be included on Line 25, Column A, unless they satisfy **all** of the following conditions:

1. The primary purpose of the grant is to further the recipient's education or training; and
2. The grant neither represents payments for past, present, or future services nor payments for services which are subject to the direction or supervision of the grantor (e.g., a fellowship given in exchange for teaching); and
3. The grant is not for the benefit of the grantor.

Residential Rental Value or Allowance Paid by Employer. Enter on Line 25, Column A, either the rental value of a residence furnished by an employer or the rental allowance paid by an employer to provide a home. The rental value of the residence furnished is excludable and should not be reported provided that:

1. The lodging is provided on the business premises of the employer; and
2. The lodging is furnished for the convenience of the employer; and
3. The employee is required to accept such lodging as a condition of employment.

Other. Enter on Line 25, Column A, the amount of any reportable income for which a place has not been provided elsewhere on the return. Income from sources both legal and illegal is subject to tax.

COLUMN B

Enter the portion of your other income that comes from New Jersey sources. If zero, enter "0."

Amounts Received as Prizes and Awards.

Do not include in Column B a prize won in a raffle, drawing, television or radio quiz show, or contest. These amounts, although not taxable for New Jersey nonresidents, are reported and included on Line 25, Column A.

Income From Estates and Trusts. Include on Line 25 the Total New Jersey Source Income Distributed reported on Schedule NJK-1, Form NJ-1041. If a Schedule NJK-1 was not received, include on Line 25 the net of the New Jersey source income listed on the Federal Schedule K-1 form. Do not include in Column B income you receive from an estate or trust if the estate or trust received such income from a business entity (i.e., sole proprietorship, partnership, LLP, or LLC) located in New Jersey and the only activity of the business entity is the purchase, holding, or sale of intangible personal property, such as commodities or securities, and such intangible personal property is not held for sale to customers. You must, however, include such income in Column A.

Line 26 - Total Income

COLUMN A

Enter on Line 26, Column A, the total of Lines 14–25, Column A.

COLUMN B

Enter on Line 26, Column B, the total of Lines 14–25, Column B.

Line 27a - Pension Exclusion

COLUMN A

You qualify for the New Jersey pension exclusion if:

- ◆ You (and/or your spouse/civil union partner if filing jointly) were 62 years of age or older or disabled as defined by Social Security guidelines on the last day of the tax year; **and**
- ◆ Total income from Line 26, Column A, for the entire year was \$100,000 or less.

NOTE: If the amount on Line 26, Column A, is more than \$100,000, you are not eligible for the pension exclusion. You may still be eligible for a special exclusion of up to \$6,000. See the instructions for Line 27b on page 24 to determine if you qualify for this special exclusion.

If you qualify for the pension exclusion, you may exclude all or a part of the income you received during the year from taxable pensions, annuities, and IRA withdrawals. You may exclude up to \$20,000 (filing status married/CU couple, filing joint return), \$15,000 (filing status single, head of household, or qualifying widow(er)/surviving CU partner), or \$10,000 (filing status married/CU partner, filing separate return).

Enter on Line 27a, Column A, the lesser of the amount reported on Line 21, Column A, or the amount next to your filing status from the Maximum Pension Exclusion chart below. The amount on Line 27a should never be more than the amount on Line 21. Part-year nonresidents, see page 5.

When you and your spouse/civil union partner file a joint return and only one of you is 62 years of age or older or disabled, you may still claim the maximum pension exclusion. However, only the pension, annuity, or IRA withdrawal of the spouse/civil union partner who is 62 years of age or older or disabled may be excluded.



TAX TIP If you and/or your spouse/civil union partner were 62 years of age or older on the last day of the tax year and the maximum pension exclusion amount for your filing status is more than the amount of your reportable pension, or you did not

Maximum Pension Exclusion	
Amount:	For Filing Status:
\$20,000	Married/CU couple, filing joint return
\$15,000	Single Head of household Qualifying widow(er)/surviving CU partner
\$10,000	Married/CU partner, filing separate return

Worksheet D
Other Retirement Income Exclusion
Age Requirement: 62 or older

Part-year nonresidents, do **not** complete this worksheet. See instructions on page 5.

Part I – Unclaimed Pension Exclusion

Is total income from Line 26, Column A, NJ-1040NR for the entire year **MORE than \$100,000?**

- Yes. Do not complete Part I. Enter “0” on line 8 and continue with Part II.
- No. Continue with line 1.

1. Enter the amount from Line 14, Col. A, NJ-1040NR 1. _____
2. Enter the amount from Line 17, Col. A, NJ-1040NR 2. _____
3. Enter the amount from Line 22, Col. A, NJ-1040NR 3. _____
4. Enter the amount from Line 23, Col. A, NJ-1040NR 4. _____
5. Add lines 1, 2, 3, and 4 5. _____

Is the amount on line 5 MORE than \$3,000?

- Yes. Enter “0” on line 8 and continue with Part II.
- No. Continue with line 6.

6. **Enter: if your filing status is:**
 \$20,000 Married/CU couple, filing joint return
 \$15,000 Single; Head of household; Qualifying widow(er)/surviving CU partner
 \$10,000 Married/CU partner, filing separate return 6. _____
7. Enter amount from Line 27a, Column A, NJ-1040NR 7. _____
8. Unclaimed Pension Exclusion. Subtract line 7 from line 6.
 If zero, enter “0.” Continue with Part II 8. _____

Part II – Special Exclusion

- 9a. Are you (and/or your spouse/civil union partner if filing jointly) now receiving, or will you (and/or your spouse/civil union partner if filing jointly) ever be eligible to receive Social Security or Railroad Retirement Benefits?
 No — Continue with item 9b
 Yes — Enter “0” on line 9 and continue with line 10
- 9b. Would you (and your spouse/civil union partner if filing jointly) be receiving or ever be eligible to receive Social Security or Railroad Retirement Benefits if you had participated in either program?
 No — Enter “0” on line 9 and continue with line 10
 Yes — Enter on line 9 the amount of exclusion for your filing status shown below and continue with line 10
Enter: if your filing status is:
 \$ 6,000 Married/CU couple, filing joint return; Head of household; Qualifying widow(er)/surviving CU partner
 \$ 3,000 Single; Married/CU partner, filing separate return 9. _____

10. **Your Other Retirement Income Exclusion**
 Add lines 8 and 9. Enter here and on Line 27b, Column A and Column B, NJ-1040NR..... 10. _____

(Keep for your records)

use the pension exclusion because you did not report any taxable pensions, annuities, and IRA withdrawals, you may still qualify for other income exclusions. See the instructions for Line 27b, “Other Retirement Income Exclusion.” Part-year nonresidents, see page 5.

COLUMN B

Pension, annuity, and IRA withdrawal income is not taxable to nonresidents. Therefore, no entry is necessary on Line 27a, Column B.

Line 27b - Other Retirement Income Exclusion

If you (and/or your spouse/civil union partner if filing jointly) were 62 years of age or older on the last day of the tax year, you may qualify to exclude other income on Line 27b. There are two parts to the total exclusion: Part I, the unclaimed portion of your pension exclusion, and Part II, a special exclusion for taxpayers who are unable to receive Social Security or Railroad Retirement benefits. Each part has different eligibility requirements. Use Worksheet D to calculate the total exclusion amount you are eligible to claim. If you were a part-year nonresident, do not complete the worksheet. See page 5.

- I. Unclaimed Pension Exclusion. You are eligible to use the unclaimed portion of your pension exclusion on Line 27b if:
 - You (and/or your spouse/civil union partner if filing jointly) were 62 years of age or older on the last day of the tax year; **and**
 - Total income from Line 26, Column A, for the entire year was \$100,000 or less; **and**
 - Income from wages, net profits from business, distributive share of partnership income, and net pro rata share of S corporation income totaled \$3,000 or less; **and**
 - You did not use the maximum pension exclusion on Line 27a (your taxable pension, annuity, or IRA withdrawal was less than the exclusion amount for your filing status or you did not receive pension, annuity, or IRA withdrawal income).

Line 27b - Other Retirement Income Exclusion - continued

II. Special Exclusion for Taxpayers Unable to Receive Social Security or Railroad Retirement Benefits. This benefit is not related to the pension exclusion and, if you qualify, you may claim it whether or not you use the maximum pension exclusion. You qualify for this additional exclusion on Line 27b if:

- You (and/or your spouse/civil union partner if filing jointly) were 62 years of age or older on the last day of the tax year; **and**
- You (and your spouse/civil union partner if filing jointly) are unable to receive Social Security or Railroad Retirement benefits, but would have been eligible for benefits had you fully participated in either program.

NOTE: When you and your spouse/civil union partner file a joint return and only one of you is 62 years of age or older, you may claim the full exclusion. However, only the income of the spouse/civil union partner who is age 62 or older may be excluded.

For more detailed information on using the income exclusions on Line 27b, see Tax Topic Bulletin GIT-1, *Pensions and Annuities*.

Line 27c - Total Exclusion Amount

COLUMN A

Add Line 27a and Line 27b, Column A, and enter the total on Line 27c, Column A.


COLUMN B

Enter on Line 27c, Column B, the amount from Line 27b, Column B.

Line 28 - Gross Income

COLUMN A

Subtract Line 27c, Column A, from Line 26, Column A, and enter the result on Line 28, Column A. If zero or less, enter "0."

TAX TIP  **If you were a nonresident for the entire year and the amount on**

Line 28, Column A, is \$20,000 or less (\$10,000 if filing status is single or married/CU partner, filing separate return), you have no tax liability to New

Jersey and no return must be filed. However, you must file a return in order to obtain a refund of taxes withheld or estimated payments made. Enter zero on Lines 37 and 38 and complete the return.

If you were a New Jersey resident for any part of the year, see "Guidelines for Part-Year Nonresidents" on page 5.

You may claim an exemption from withholding if you expect to have no New Jersey income tax liability for the taxable year because your gross income will be less than the minimum income filing threshold. Complete Form NJ-W4 and submit it to your employer to claim the exemption.

COLUMN B

Subtract Line 27c, Column B, from Line 26, Column B, and enter the result on Line 28, Column B. If zero or less, enter "0."

Line 29 - Gross Income

COLUMN A

Enter on Line 29, Column A, the gross income from Line 28, Column A, page 1.

COLUMN B

Enter on Line 29, Column B, the gross income from Line 28, Column B, page 1.

Exemptions and Deductions (Lines 30–36)

New Jersey allows deductions only for exemptions, certain medical expenses, qualified Archer medical savings account (MSA) contributions, health insurance costs of the self-employed, alimony and separate maintenance payments, qualified conservation contributions, a health enterprise zone deduction for qualified taxpayers, and an alternative business calculation adjustment for taxpayers with business losses. No deduction is allowed for adjustments taken on the Federal return such as employee business expenses, IRA contributions, and Keogh Plan contributions. However, be sure to keep records of all contributions to IRAs and Keogh Plans. You will need this information when you make withdrawals in future years. Part-year nonresidents must follow the guidelines on page 5.

Line 30 - Total Exemption Amount

Calculate your total exemption amount as follows:

From Line 12a _____ × \$1,000 = _____

From Line 12b _____ × \$1,500 = _____

Total Exemption Amount _____

Enter the number of exemptions from Line 12a, Form NJ-1040NR. Multiply the number by \$1,000 and enter the result.

Enter the number of exemptions from Line 12b, Form NJ-1040NR. Multiply the number by \$1,500 and enter the result.

Add together the exemption amounts calculated above and enter the total on Line 30, Form NJ-1040NR.

Line 31 - Medical Expenses

You may deduct certain medical expenses that you paid during the year for yourself, your spouse/civil union partner or domestic partner, and your dependents. However, you cannot deduct expenses for which you were reimbursed. Only expenses in excess of 2% of your income may be deducted. You may also deduct qualified Archer MSA contributions. Use Worksheet E on page 26 to calculate your deduction for medical expenses/Archer MSA contributions.

Allowable Medical Expenses. *Medical expenses* means nonreimbursed payments for physicians, dental and other medical fees, prescription eyeglasses and contact lenses, hospital care, nursing care, medicines and drugs, prosthetic devices, X-rays, and other diagnostic services conducted by or directed by a physician or dentist. In addition, medical expenses may also include amounts paid for transportation primarily for and essential to medical care and insurance (including amounts paid as premiums under Part B of Title XVIII of the Social Security Act, relating to supplementary medical insurance for the aged) covering medical care. As a general rule, medical expenses allowed for Federal income tax purposes will be allowed for New Jersey income tax purposes.

Line 31 - Medical Expenses - continued

NOTE: Do not include on line 1, Worksheet E

- Contributions you made to an Archer MSA or any amounts paid or disbursed from an Archer MSA that have been excluded from gross income; or
- Any amounts taken as a deduction on line 5, Worksheet E, for the health insurance costs of the self-employed.

Archer MSA Contributions. Enter on line 4, Worksheet E, the amount of your qualified contributions from Federal Form 8853. New Jersey follows the Federal rules for this deduction. Your contribution may not exceed 75% of the amount of your annual health plan deductible (65% if you have a self-only plan). Enclose Federal Form 8853 with your return. Excess contributions that you withdraw before the due date of your tax return are not taxable. However, you must report the earnings associated with the excess contributions you withdraw as wages on Line 14, Column A and Column B.

Self-Employed Health Insurance Deduction. If you are considered a self-employed individual for Federal income tax purposes, or you received wages in 2013 from an S corporation in which you were a more-than-2% shareholder, you may deduct the amount you paid during the year for health insurance for

yourself, your spouse/civil union partner or domestic partner, and your dependents. The amount of the deduction may not exceed the amount of your earned income, as defined for Federal income tax purposes, derived from the business under which the insurance plan is established. You may not deduct any amounts paid for health insurance coverage for any month during the year in which you were eligible to participate in any subsidized health plan maintained by your (or your spouse's/civil union partner's or domestic partner's) employer.

NOTE: For Federal purposes you may be able to deduct amounts paid for health insurance for any child of yours who was under age 27 at the end of 2013. However, for New Jersey purposes you may deduct such amounts only if the child was your dependent. For more information see Division Technical Advisory Memorandum TAM-14.

Line 32 - Alimony and Separate Maintenance Payments

Enter on Line 32 the amount of alimony and separate maintenance paid which was required under a decree of divorce/dissolution or separate maintenance. Do not include payments for child support.


Line 33 - Qualified Conservation Contributions

Enter on Line 33 the amount of any contribution you made for conservation purposes of a qualified real property interest in property located in New Jersey. The amount of the deduction is the amount of the contribution allowed as a deduction in computing your taxable income for Federal income tax purposes. If you are required to file Federal Form 8283 with your Federal 1040, enclose a copy.

Line 34 - Health Enterprise Zone Deduction

Eligible taxpayers engaged in providing "primary care" medical and/or dental services at a qualified practice located in or within five miles of a designated Health Enterprise Zone (HEZ) enter the amount of their HEZ deduction on Line 34. Partners and S corporation shareholders of a qualified practice enter the HEZ deduction amount listed on Schedule NJK-1, Form NJ-1065, or Schedule NJ-K-1, Form CBT-100S. Sole proprietors must calculate the amount of their HEZ deduction for Line 34. For information on eligibility requirements and how to calculate the HEZ deduction, see Division Technical Bulletin TB-56.

Line 35 - Alternative Business Calculation Adjustment

TAX TIP  If you completed Schedule NJ-BUS-1 and had a loss on Line 4 of either Part I, II, III, or IV, you may be eligible for an income adjustment. Complete Schedule NJ-BUS-2, Alternative Business Calculation Adjustment. Enter on Line 35 the amount from Schedule NJ-BUS-2, Line 11.

Enclose a copy of Schedule NJ-BUS-2 with your return and retain a completed copy for your records. **You may need the information from this schedule to complete your return in future years.**

Line 36 - Total Exemptions and Deductions

Enter on Line 36 the total of Lines 30, 31, 32, 33, 34, and 35.

**Worksheet E
Deduction for Medical Expenses**

1. Total nonreimbursed medical expenses 1. _____
2. Enter Line 29, Column A, Form NJ-1040NR _____ × .02 = 2. _____
3. Medical Expenses Deduction. Subtract line 2 from line 1 and enter result here. If zero or less, enter zero 3. _____
4. Enter the amount of your qualified Archer MSA contributions from Federal Form 8853 4. _____
5. Enter the amount of your self-employed health insurance deduction 5. _____
6. **Total Deduction for Medical Expenses.** Add lines 3, 4, and 5. Enter the result here and on Line 31, Form NJ-1040NR. If zero, enter zero here and make no entry on Line 31, Form NJ-1040NR 6. _____

(Keep for your records)

Line 37 - Taxable Income

Subtract Line 36 from Line 29, Column A, and enter the result on Line 37. If Line 37 is zero or less, enter "0."

Line 38 - Tax on Amount on Line 37

Compute your tax by using one of the following methods.

Tax Table. If your taxable income from all sources on Line 37 is less than \$100,000, you may use the New Jersey Tax Table on page 34 or the New Jersey Tax Rate Schedules on page 43 to find your tax. When using the tax table, be sure to use the correct column. After you have found your tax, enter the amount on Line 38.

Tax Rate Schedules. You must use the New Jersey Tax Rate Schedules on page 43 if your taxable income from all sources on Line 37 is \$100,000 or more. Use the correct schedule for your filing status. After you have calculated your tax, enter the amount on Line 38.

Line 39 - Income Percentage

To figure your income percentage, divide the amount on Line 29 in Column B by the amount on Line 29 in Column A.

Carry your result to four decimal places. For example, if the amounts used were \$20,000 (Line 29, Column B) divided by \$30,000 (Line 29, Column A), the result would be 66.67% or .6667. In certain situations, however, the income percentage can exceed 100%.

NOTE: The income percentage can exceed 100%. For example, a taxpayer realizes a \$50,000 gain from the sale of real property in New Jersey and sustains a \$10,000 loss from the sale of property in Florida. This nonresident (who has no other income) reports \$40,000 as his income from everywhere (Column A) and \$50,000 as income from New Jersey sources (Column B). The income percentage is 125% (or 1.25) calculated as follows: \$50,000 (Line 29, Column B) divided by \$40,000 (Line 29, Column A).

Line 40 - New Jersey Tax

Multiply the amount on Line 38 by the income percentage on Line 39, and enter

the result on Line 40. This is your New Jersey tax.

Line 41 - Sheltered Workshop Tax Credit

Enter on Line 41 your Sheltered Workshop Tax Credit for the current year from Part IV, line 12 of Form GIT-317. Enclose a copy of Form GIT-317 with your return and retain a completed copy for your records.

Line 42 - Balance of Tax

Subtract Line 41 from Line 40 and enter the result on Line 42.

Line 43 - Penalty for Underpayment of Estimated Tax

New Jersey's income tax is a "pay as you go" tax. You must pay the tax as you earn or receive income throughout the year. If you do not pay enough tax on the income you received, you may owe interest (see "Estimated Tax" on page 10).

To determine the amount of interest for the underpayment of estimated tax, complete Form NJ-2210, Underpayment of Estimated Tax by Individuals, Estates or Trusts. Enter on Line 43 the amount of interest due from line 19, Form NJ-2210. Be sure to check the box at Line 43 and enclose Form NJ-2210 with your return.

Line 44 - Total Tax and Penalty

Enter on Line 44 the total of Lines 42 and 43.

Line 45 - Total New Jersey Income Tax Withheld

Enter on Line 45 the total New Jersey income tax withheld, as shown on your W-2, W-2G, and/or 1099 statement(s). All W-2 and 1099 statements must reflect your correct social security number for the withholdings to be credited. If the social security number is missing or incorrect, you must obtain a corrected statement. Only your employer/payer can issue or correct these forms. If you have not received a W-2 or 1099 form by February 15, or if the form you received is incorrect, contact your employer/payer immediately.

Form W-2. The W-2 must indicate the amount of New Jersey tax withheld and the "State" box must indicate that the tax withheld was New Jersey income tax. See sample W-2 on page 16. **Enclose the state copy of each withholding statement (W-2, W-2G).**

Do not include on Line 45 amounts withheld as New Jersey unemployment insurance/workforce development partnership fund/supplemental workforce fund contributions (shown on the W-2 as UI/WF/SWF, if combined, or UI, WF, and SWF, if stated separately), New Jersey disability insurance contributions (may be shown as DI), or New Jersey family leave insurance contributions (shown as FLI). These are **not** New Jersey income tax withholdings and may not be used as credits on Line 45.

See instructions for Lines 48, 49, and 50 for more information on unemployment insurance/workforce development partnership fund/supplemental workforce fund contributions, disability insurance contributions, and/or family leave insurance contributions.

Form 1099. Although most 1099 forms do not show state withholding, New Jersey income tax may have been withheld from income you received that was reported on Form 1099-R or 1099-MISC. Enter on Line 45 the total amount of New Jersey income tax withheld, if any, shown on those statements. **Enclose the state copy of Form 1099-R or 1099-MISC with your return only if New Jersey income tax was withheld.**

NOTE: Do not include on Line 45:

- Tax paid on your behalf by partnership(s). Report on Line 47.
- Estimated payments made in connection with a sale or transfer of real property in New Jersey. Report on Line 46.

Line 46 - New Jersey Estimated Payments/Credit From 2012 Tax Return

Enter on Line 46 the total of:

- Estimated tax payments made for 2013 including any payments made in connection with the sale or transfer of

Line 46 - New Jersey Estimated Payments/Credit From 2012 Tax Return - continued

real property in New Jersey (See "Estimated Tax" on page 10)

- Credit applied from your 2012 tax return*
- Amount, if any, paid to qualify for an extension of time to file
- Payments made by an S corporation on behalf of a nonresident/nonconsenting shareholder. Enclose a copy of Form NJ-1040-SC.

*This is the amount of overpayment that you chose to carry forward on **Line 54A of your 2012 NJ-1040NR** as a credit towards your income tax liability for 2013. If you received a refund check for 2012, do not enter the amount of that refund check on Line 46.

Do not include tax paid on your behalf by partnership(s) on this line. It must be reported on Line 47.

Payments Made Under Another Name or Social Security Number. If you changed your name because of marriage/civil union, divorce/dissolution, etc., and you made estimated tax payments using your former name, enclose a statement with your return explaining all the payments you and/or your spouse/civil union partner made for 2013 and the name(s) and social security number(s) under which you made payments.

If your spouse/civil union partner died during the year and any estimated payment(s) were made under the deceased spouse's/civil union partner's social security number and other payments were made under your social security number, you must enclose a statement with your return listing the social security numbers and the amounts submitted under each social security number.

Line 47 - Tax Paid on Your Behalf by Partnership(s)

Enter on Line 47 the total amount of New Jersey income tax paid on your behalf by partnership(s) as shown on:

- Schedule NJK-1 (Form NJ-1065), line 1, Part III, nonresident partner's share of New Jersey tax
- Schedule NJK-1 (Form NJ-1041), Part II, tax paid by partnerships and distributed

- Schedule NJK-1 (Form NJ-1041), Part III, tax paid by partnerships on behalf of trust

Enclose a copy of Schedule NJK-1 (Form NJ-1065) for each partnership which paid tax on your behalf and a copy of Schedule NJK-1 (Form NJ-1041) for each estate or trust which distributed tax paid by partnership(s) to you for which you are claiming a credit.

UI/WF/SWF; DI; FLI Credits (Lines 48-50)

You may take credit for excess unemployment insurance/workforce development partnership fund/supplemental workforce fund contributions, disability insurance contributions, and/or family leave insurance contributions withheld by two or more employers. For 2013, the maximum employee unemployment insurance/workforce development partnership fund/supplemental workforce fund contribution was \$131.33, the maximum employee disability insurance contribution was \$111.24, and the maximum employee family leave insurance contribution was \$30.90. If you had two or more employers and you contributed more than the maximum amount(s), you must enclose a completed Form NJ-2450 with your return to claim the credit.

If any single employer withheld more than the maximum for either UI/WF/SWF (\$131.33), disability insurance (\$111.24), or family leave insurance (\$30.90) contributions, enter only the maximum amount for that category on Form NJ-2450. You must contact the employer who withheld contributions in excess of the legal maximum for a refund.

All information on Form NJ-2450 must be substantiated by W-2 statements or the claim will be denied. The amounts of unemployment insurance/workforce development partnership fund/supplemental workforce fund contributions, disability insurance contributions, and family leave insurance contributions withheld must be reported separately on all W-2 statements. The employer's New Jersey Taxpayer Identification Number **or** approved private plan number must also be shown. See sample W-2 on page 16.

Be careful when completing Form NJ-2450 and check that your W-2 verifies the information you provide. If **all** New Jersey Department of Labor and Workforce Development requirements are not met, your income tax credit must be denied. You must then refile your claim with the Department of Labor and Workforce Development using their Form UC-9A, "Employee's Claim for Refund of Excess Contributions." Once your income tax credit for excess unemployment insurance/workforce development partnership fund/supplemental workforce fund contributions, disability insurance contributions, and/or family leave insurance contributions has been denied, it can **only** be claimed through the Department of Labor and Workforce Development.

Line 48 - Excess New Jersey UI/WF/SWF Withheld

Enter on Line 48 the excess unemployment insurance/workforce development partnership fund/supplemental workforce fund contributions withheld from Line 4 of Form NJ-2450. Enclose Form NJ-2450 with your return.

Line 49 - Excess New Jersey Disability Insurance Withheld

Enter on Line 49 the excess disability insurance contributions withheld from Line 5 of Form NJ-2450. Enclose Form NJ-2450 with your return.

Line 50 - Excess New Jersey Family Leave Insurance Withheld

Enter on Line 50 the excess family leave insurance contributions withheld from Line 6 of Form NJ-2450. Enclose Form NJ-2450 with your return.

Line 51 - Total Payments/Credits

Add Lines 45 through 50 and enter the total on Line 51.

Amount You Owe or Overpayment (Lines 52 and 53)

Compare Lines 51 and 44.

- If Line 51 is less than Line 44, you have a balance due. Complete Line 52.

continued

Amount You Owe or Overpayment (Lines 52 and 53) - continued

- ♦ If Line 51 is more than Line 44, you have an overpayment. Complete Line 53.

Line 52 - Amount You Owe

Subtract Line 51 (Total Payments/Credits) from Line 44 (Total Tax and Penalty) and enter the result on Line 52.

If you have a balance due, you may make a donation on Lines 54B, 54C, 54D, 54E, 54F, and/or 54G by adding the amount of your donation to your payment.

Make your check or money order for the total amount payable to "State of New Jersey – TGI." Send your payment with the payment voucher in the same envelope with your return. Enter the amount of your payment in the boxes above Line 14 on the front of the return.

You may also pay your 2013 New Jersey income taxes by electronic check (e-check) or credit card (Visa, American Express, MasterCard, or Discover). See "How to Pay" on page 8. Do not send in the payment voucher if you pay your taxes by e-check or credit card, and do not enter the amount of your payment on the front of the return.

NOTE: If the amount of tax you owe (Line 52) is more than \$400, you may want to increase your estimated payments or contact your employer for Form NJ-W4 to increase your withholdings to avoid future interest assessments.

Line 53 - Overpayment

Subtract Line 44 (Total Tax and Penalty) from Line 51 (Total Payments/Credits) and enter the result on Line 53.

Line 54A - Credit to Your 2014 Tax

Enter on Line 54A the amount of your overpayment that you wish to credit to your 2014 tax liability.

Contributions (Lines 54B–54G)

Whether you have an overpayment or a balance due, you may make a donation to any of the following funds:

- ♦ Endangered Wildlife Fund
- ♦ Children's Trust Fund
- ♦ Vietnam Veterans' Memorial Fund
- ♦ Breast Cancer Research Fund
- ♦ U.S.S. New Jersey Educational Museum Fund

You may also make a donation to one of the following funds on Line 54G.

- ♦ Drug Abuse Education Fund (01), or
- ♦ Korean Veterans' Memorial Fund (02), or
- ♦ Organ and Tissue Donor Awareness Education Fund (03), or
- ♦ NJ-AIDS Services Fund (04), or
- ♦ Literacy Volunteers of America – New Jersey Fund (05), or
- ♦ New Jersey Prostate Cancer Research Fund (06), or
- ♦ World Trade Center Scholarship Fund (07), or
- ♦ New Jersey Veterans Haven Support Fund (08), or
- ♦ Community Food Pantry Fund (09), or
- ♦ Cat and Dog Spay/Neuter Fund (10), or
- ♦ New Jersey Lung Cancer Research Fund (11), or
- ♦ Boys and Girls Clubs in New Jersey Fund (12), or
- ♦ NJ National Guard State Family Readiness Council Fund (13), or
- ♦ American Red Cross – NJ Fund (14), or
- ♦ 2014 NJ Special Olympics Home Team Fund (15), or

New for 2013 ♦ Girl Scouts Councils in New Jersey Fund (16).

For more information on the funds, see page 1.

Indicate the amount you want to contribute by checking the appropriate box(es) or entering any amount you want to contribute.

If you are making a donation on Line 54G, also enter the code number (01, 02, 03, etc.) for the fund of your choice.

The amount you donate will reduce your refund or increase your balance due. Be sure to enter an amount when making a contribution.

If you are making a donation on Line 54B, 54C, 54D, 54E, 54F, and/or 54G, and you have a balance due, increase the amount of your payment by the amount you want to contribute. If you are paying your tax due by check and including a donation, your check or money order must be made out to "State of New Jersey – TGI," not to the charity or charities you selected. Your donation will be deposited in the appropriate fund(s) when your return is processed.

Line 55 - Total Deductions From Overpayment

Add any amounts on Lines 54A, 54B, 54C, 54D, 54E, 54F, and 54G. Enter the result on Line 55.

Line 56 - Refund

Subtract Line 55 from Line 53 (Overpayment). Enter the result on Line 56. This is the amount of your refund.

Remember—

- ♦ Sign and date your return.
- ♦ If you owe tax and you are paying by check or money order, complete the Payment Voucher, Form NJ-1040NR-V, and mail it with your check or money order in the envelope with your return. Enter the amount of your payment in the boxes above Line 14 on the front of the return.
- ♦ Do not send in the payment voucher if you pay your taxes by e-check or credit card, and do not enter the amount of your payment on the front of the return.

Part I - Disposition of Property (Lines 57–60)

Your portion of the gain or loss derived from the disposition of property owned by a sole proprietorship, partnership, an estate or trust or, in general, an S corporation is reportable as net profits from business on Line 17, distributive share of partnership income on Line 22, income from estates and trusts on Line 25, or net pro rata share of S corporation income on Line 23. For information regarding grantor trusts see the reporting instructions for Line 25 on page 22.

continued

Part I - Disposition of Property (Lines 57-60) - continued

Use Part I to report all other capital gains and income from the sale or exchange of any property (both inside and outside New Jersey). In arriving at your gain, you may deduct expenses of the sale and your adjusted basis in the property. The basis to be used for computing gain or loss is the cost or adjusted basis determined for Federal income tax purposes.

NOTE: If you sold or transferred real property in New Jersey and were required to make estimated tax payments in connection with the sale or transfer, be sure to include such payments on Line 46.

New Jersey income tax law has uncoupled from certain changes in Federal depreciation and expense deduction limits. A New Jersey depreciation adjustment may be required for assets placed in service on or after January 1, 2004. Complete the Gross Income Tax Depreciation Adjustment Worksheet GIT-DEP to calculate the adjustment.

The New Jersey allowable IRC Section 199 deduction must be calculated on Form 501-GIT, Domestic Production Activities Deduction. The result should be taken into consideration in calculating the gain or loss on disposition of applicable property.

TAX TIP

If you had an interest in a partnership, a sole proprietorship, or an S corporation which sold or disposed of virtually all of its assets in conjunction with the **complete liquidation** of the entity, then your portion of the gain or loss from the entity's sale or disposition of its assets must be reported as net gains or income from the disposition of property.

If you sold an interest in a partnership, a sole proprietorship, or rental property, you may be required to use a New Jersey adjusted basis. If you sold shares in an S corporation, you **must** use your New Jersey adjusted basis. The gain or loss from your sale or liquidation of a sole proprietorship, a partnership interest, or shares of S corporation stock must be reported as net gains or income from disposition of property in Part I.

For information on calculating your New Jersey adjusted basis and your New

Jersey reportable gain or loss, refer to rules N.J.A.C. 18:35-1(c)5 (trade or business property), 18:35-1.3(d)2 (partnerships), or 18:35-1.5(k) (S corporations) and Tax Topic Bulletin GIT-9P, *Income From Partnerships*, or GIT-9S, *Income From S Corporations*.

All gains derived from installment sales must be reported in the same year as reported for Federal income tax purposes. If the New Jersey basis differs from the Federal basis, a New Jersey installment sale calculation must be made and the New Jersey gain must be reported.

If the spaces provided are not sufficient, enclose a statement with the return listing any additional transactions.

Sale of a Principal Residence. If you sell your principal residence, you may qualify to exclude up to \$250,000 (\$500,000 for certain married/civil union couples filing a joint return) of any gain from your income. Capital gain is computed in the same manner as for Federal income tax purposes. Any amount that is taxable for Federal purposes is taxable for New Jersey purposes.

You can claim the exclusion if, during the 5-year period ending on the date of the sale, you have:

1. Owned the home for at least 2 years (the ownership test); **and**
2. Lived in the home as your principal residence for at least 2 years (the use test).

NOTE: If you owned and used the property as your principal residence for less than 2 years, and you qualify for a reduced exclusion for Federal purposes, you may claim a reduced exclusion for New Jersey purposes.

You can exclude up to \$250,000 (\$500,000 for certain married/civil union couples filing a joint return) of gain from the sale of your principal residence if **both 1 and 2** below apply.

1. Neither you nor your spouse/civil union partner if filing a joint return is excluding gain from the sale of another home.
2. You or your spouse/civil union partner if filing a joint return owned and lived in the home for periods adding up to at

least 2 years within the 5-year period ending on the date of sale.

If you are a married/civil union couple, filing a joint return, **both** you and your spouse/civil union partner must meet the use test to qualify for the \$500,000 exclusion.

If only one spouse/civil union partner meets the ownership and use tests, the qualified spouse/civil union partner can exclude up to \$250,000 of the gain when filing either a joint return or a married/CU partner, filing separate return.

You cannot exclude the gain on the sale of your principal residence if, during the 2-year period ending on the date of the sale, you sold another home at a gain and excluded all or part of that gain. If you cannot exclude the gain, you must include it in your income and complete Part I. However, you can claim a reduced exclusion if you sold the home due to a change in health or place of employment and you qualify for a reduced exclusion for Federal purposes.

Line 57 - List of Transactions

List at Line 57, Part I, any reportable transaction(s) from your Federal Schedule D, indicating the gain or loss for each transaction in Column f. In listing the gain or loss on disposition of rental property, the New Jersey adjustment from the Gross Income Tax Depreciation Adjustment Worksheet GIT-DEP, line 6 must be taken into consideration. Be sure to retain the completed worksheet for your records. The Gross Income Tax Act does not distinguish between active and passive losses, nor does it authorize carry-back or carryforward of such losses when reporting income on Form NJ-1040NR. You may deduct Federal passive losses in full in the year incurred against any gain within the **same category** of income, but only in the year that it occurred.

Line 58 - Capital Gains Distributions

Enter on Line 58 the total amount of all capital gains distributions from your Form 1099-DIV(s) or similar statement(s). Do not include capital gains from a "New Jersey Qualified Investment Fund" which

continued

Part I - Disposition of Property (Lines 57-60) - continued

are attributable to qualified exempt obligations or gains from mutual funds to the extent attributable to Federal obligations. For information on "New Jersey Qualified Investment Funds" see page 17.

Line 59 - Other Net Gains

Enter on Line 59 the total amount of net gains or income less net losses from disposition of property not included on Line 57 or 58 of Part I.

Line 60 - Net Gains

Enter on Line 60 the total of the amounts listed on Line 57, Column f and Lines 58 and 59, netting gains with losses. If the netted amount is a loss, enter "0." Also enter this amount on Line 18, Column A. On Line 18, Column B, enter that portion of this amount which is derived from New Jersey sources.

Part II - Allocation of Wage and Salary Income

Part II must be completed by nonresidents who have wage/salary income earned partly inside and partly outside New Jersey who cannot readily determine the amount of wage/salary income from New Jersey.

Do not use Part II if your wage/salary income is based on volume (the amount of sales or amount of business transacted). Instead, see the instructions for Line 14, Column B, on page 16.

Line 61 - Amount to be Allocated

Enter on Line 61 the amount reported at Line 14, Column A, which was earned partly inside and partly outside New Jersey.

Line 62 - Total Days

Full-year nonresidents, enter 365 (366 for leap years) on Line 62. Part-year nonresidents, see page 5.

Line 63 - Nonworking Days

Enter on Line 63 the total number of nonworking days (Saturdays, Sundays, holidays, sick leave, vacation, etc.) during the taxable year covered by this return.

Line 64 - Total Days Worked

Subtract Line 63 from Line 62 and enter the result on Line 64. This is the total number of days worked during the taxable year covered by this return.

Line 65 - Days Worked Outside New Jersey

Enter on Line 65 the number of days worked outside of New Jersey during the taxable year covered by this return.

Line 66 - Days Worked in New Jersey

Subtract Line 65 from Line 64 and enter the result on Line 66. This is the number of days you worked in New Jersey during the taxable year covered by this return.

Line 67 - Allocation Factor

Divide Line 66 by Line 64. The result will be a decimal. Multiply Line 61 by the decimal and include this amount on Line 14, Column B.

Part III - Allocation of Business Income to New Jersey

Part III must be used by nonresident taxpayers who are required to complete and enclose a Gross Income Tax Business Allocation Schedule (Form NJ-NR-A). This schedule is completed by nonresident individuals, partnerships, estates, and trusts carrying on business both inside and outside New Jersey.

2013 Schedule NJ-BUS-1**Schedule NJ-BUS-1 Business Income Summary Schedule****Part I - Net Profits From Business**

Use Part I to report the net profits or loss from every business, trade, or profession in which you were engaged. If the spaces provided are not sufficient, enclose a statement with the return listing any additional businesses and the related profit or loss along with Schedule NJ-BUS-1.

To determine your New Jersey profit or loss, first complete a Federal Schedule C (or Schedule C-EZ or F) for each business. Use the same accounting method (cash or accrual) that you used for Federal income tax purposes.

To comply with New Jersey income tax law you must make the following adjustments to your Federal Schedule C (or C-EZ or F):

1. Add any amount you deducted for taxes based on income.
2. Subtract interest you reported on Federal Schedule C (or C-EZ or F) which is exempt for New Jersey purposes but taxable for Federal purposes.
3. Add interest not reported on Federal Schedule C (or C-EZ or F) from states or political subdivisions outside of New Jersey which is exempt for Federal purposes.
4. Deduct the remaining 50% of meal and entertainment expenses (that were disallowed on the Federal return).
5. Deduct your qualified contributions to a self-employed 401(k) plan. Contributions to a plan in excess of the Federal limits, which are not an allowable deduction for Federal tax purposes, are also not deductible for New Jersey purposes.
6. Add interest and dividends derived in the conduct of a trade or business.
7. Add or subtract income or losses derived in the conduct of a trade or business from rentals, royalties, patents, or copyrights.
8. Add or subtract gains or losses from the sale, exchange, or other disposition of the trade or business's property.
9. Add or subtract the net adjustment from the Gross Income Tax

continued

Schedule NJ-BUS-1 - continued

Depreciation Adjustment Worksheet GIT-DEP, Part 1, line 7. Be sure to retain the completed worksheet for your records.

10. Subtract the New Jersey allowable IRC Section 199 deduction, which must be calculated on Form 501-GIT, Domestic Production Activities Deduction.

Sole proprietors engaged in providing “primary care” medical and/or dental services at a qualified practice located in or within five miles of a designated Health Enterprise Zone (HEZ) may qualify for a deduction on Line 34. For information on eligibility requirements and how to calculate the HEZ deduction, see Division Technical Bulletin TB-56.

Anyone engaged in a business, trade, profession, or occupation in New Jersey must register with the State for tax purposes by filing a Business Registration Application, Form NJ-REG. Form NJ-REG may be filed online through the Division of Revenue and Enterprise Services’ NJ Business Gateway Services at: www.state.nj.us/treasury/revenue/.

Lines 1-3

Business Name. Enter the name of each business as listed on Federal Schedule C (or C-EZ or F).

Social Security Number/Federal EIN. Enter the social security number or Federal employer identification number of each business.

Profit or (Loss). Enter the profit or (loss) for each business as adjusted for New Jersey purposes.

Line 4

Add the amounts in the “Profit or (Loss)” column and enter the total on Line 4, netting profits with losses. Enter this amount on Line 17, Column A, Form NJ-1040NR. **If the netted amount is a loss**, enter “0” on Line 17, Column A. On Line 17, Column B, enter that portion of this amount which is derived from New Jersey sources.

Part II - Net Gains or Income From Rents, Royalties, Patents, and Copyrights

Your portion of net gains or losses derived from rents, royalties, patents, and copyrights from property owned by a sole proprietorship, partnership, an estate or trust or, in general, an S corporation is reportable as net profits from business in Part I, distributive share of partnership income in Part III, net pro rata share of S corporation income in Part IV, or income from estates and trusts on Line 25, Form NJ-1040NR. For information regarding grantor trusts see the reporting instructions for Line 25 on page 22.

Use Part II to report all other net gains or income less net losses from rents, royalties, patents, and copyrights. If the spaces provided are not sufficient, enclose a statement with the return listing any additional property and income or loss along with Schedule NJ-BUS-1.

New Jersey income tax law has uncoupled from certain changes in Federal depreciation and expense deduction limits. A New Jersey depreciation adjustment may be required for assets placed in service on or after January 1, 2004. Complete the Gross Income Tax Depreciation Adjustment Worksheet GIT-DEP to calculate the adjustment.

The New Jersey allowable IRC Section 199 deduction must be calculated on Form 501-GIT, Domestic Production Activities Deduction. The result should be taken into consideration in calculating the net gain, income, or loss resulting from the rental of applicable property.

The Gross Income Tax Act does not distinguish between active and passive losses, nor does it authorize carryback or carryforward of such losses when reporting income on Form NJ-1040NR. Thus, you may deduct Federal passive losses in full in the year incurred against any gain within the **same category** of income.

Lines 1-3

Source of Income or Loss. Enter the property name or description. If the property is rental real estate, enter the physical address of the property.

Social Security Number/Federal EIN. Enter the social security number or Federal employer identification number for each income source.

Type. Enter the number that corresponds with the type of property. For example, if you received royalty income, enter “2.”

Income or (Loss). Enter the gain or (loss) for each type of property. For rentals, in listing the income or loss for each rental property as determined on your Federal Schedule E, the New Jersey adjustments from the Gross Income Tax Depreciation Adjustment Worksheet GIT-DEP, Part 1, lines 4 and 5 must be taken into consideration. Be sure to retain the completed worksheet for your records.

Line 4

Add the amounts in the “Income or (Loss)” column and enter the total on Line 4, netting gains with losses. Enter this amount on Line 19, Column A, Form NJ-1040NR. **If the netted amount is a loss**, enter “0” on Line 19, Column A. On Line 19, Column B, enter that portion of this amount which is derived from New Jersey sources.

Part III - Distributive Share of Partnership Income

Use Part III to report your share of income or loss derived from partnership(s), whether or not the income was actually distributed. If the spaces provided are not sufficient, enclose a statement with the return listing any additional partnerships and the related income or loss along with Schedule NJ-BUS-1.

For detailed information regarding reporting partnership income or loss, including adjustments to the amount reported in Part III, see Tax Topic Bulletin GIT-9P, *Income From Partnerships*.

Lines 1-3

Partnership Name. Enter the name of each partnership as listed on Schedule NJK-1 (or Federal Schedule K-1).

Federal EIN. Enter the Federal employer identification number of each partnership.

Share of Partnership Income or (Loss). Enter your share of income or (loss) as

continued

Schedule NJ-BUS-1 - continued

reported to you by each partnership on Schedule NJK-1. The appropriate amount to enter appears on the schedule in column A of the line labeled “Distributive Share of Partnership Income.”

If the partnership had no income from New Jersey sources and you did not receive a Schedule NJK-1, you must enclose a copy of the Federal Schedule K-1 and complete Reconciliation Worksheet A contained in Tax Topic Bulletin GIT-9P, *Income From Partnerships* but only if you had income from other New Jersey sources during the year. Be sure to retain the completed worksheet for your records.

Line 4

Add the amounts in the “Share of Partnership Income or (Loss)” column and enter the total on Line 4, netting income with losses. Enter this amount on Line 22, Column A, Form NJ-1040NR. **If the netted amount is a loss**, enter “0” on Line 22, Column A. On Line 22, Column B, enter that portion of this amount which is derived from New Jersey sources.

Part IV - Net Pro Rata Share of S Corporation Income

Use Part IV to report the amount of your net pro rata share of S corporation income or loss, whether or not the income was actually distributed. If the spaces provided are not sufficient, enclose a statement with the return listing any additional S corporations and the related income or loss along with Schedule NJ-BUS-1.

For detailed information regarding the reporting of S corporation income, see Tax Topic Bulletin GIT-9S, *Income From S Corporations*.

Lines 1-3

S Corporation Name. Enter the name of each S corporation as listed on Schedule NJ-K-1 (or Federal Schedule K-1).

Federal EIN. Enter the Federal employer identification number of each S corporation.

Pro Rata Share of S Corporation Income or (Loss). Enter your share of

each S corporation’s income or (loss) as reported to you by the S corporation(s) on Schedule NJ-K-1.

If you did not receive a Schedule NJ-K-1, you must enclose a copy of the Federal Schedule K-1 and complete Reconciliation Worksheet B contained in Tax Topic Bulletin GIT-9S, *Income From S Corporations*. Be sure to retain the completed worksheet for your records.

Line 4

Add the amounts in the “Pro Rata Share of S Corporation Income or (Loss)” column and enter the total on Line 4, netting income with losses. Enter this amount on Line 23, Column A, Form NJ-1040NR. **If the netted amount is a loss**, enter “0” on Line 23, Column A. On Line 23, Column B, enter that portion of this amount which is derived from New Jersey sources.

2013 New Jersey Tax Table

Use this table if your New Jersey taxable income on Line 37 is less than \$100,000. If your taxable income is \$100,000 or more, you must use the Tax Rate Schedules on page 43 of this booklet.

Example: Mr. and Mrs. Evans are filing a joint return. They checked filing status “2,” married/ CU couple, filing joint return. Their taxable income on Line 37 of Form NJ-1040NR is \$39,875. First they find the \$39,850–\$39,900 income line. Next, they find the column for filing status “2” and read down the column. The amount shown where the income line meets the filing status column is \$628. This is the tax amount to be entered on Line 38 of Form NJ-1040NR.

If Line 37 (taxable income) Is—		And Your Filing Status* Is	
At least	But Less Than	1 or 3	2, 4, or 5
		Your Tax is—	
39,800	39,850	711	627
39,850	39,900	713	628
39,900	39,950	715	629
39,950	40,000	717	630

***Filing Status:**

- 1—Single
- 2—Married/CU couple, filing joint return
- 3—Married/CU partner, filing separate return
- 4—Head of household
- 5—Qualifying widow(er)/surviving CU partner

2013 NEW JERSEY TAX TABLE (NJ-1040NR)

If Line 37 (New Jersey Taxable Income) Is —		And You Checked Filing Status Line —		If Line 37 (New Jersey Taxable Income) Is —		And You Checked Filing Status Line —		If Line 37 (New Jersey Taxable Income) Is —		And You Checked Filing Status Line —		If Line 37 (New Jersey Taxable Income) Is —		And You Checked Filing Status Line —	
At Least	But Less Than	1 or 3	2, 4, or 5	At Least	But Less Than	1 or 3	2, 4, or 5	At Least	But Less Than	1 or 3	2, 4, or 5	At Least	But Less Than	1 or 3	2, 4, or 5
		Your Tax Is—				Your Tax Is—				Your Tax Is—				Your Tax Is—	
				1,000				2,000				3,000			
0	50	0	0	1,000	1,050	14	14	2,000	2,050	28	28	3,000	3,050	42	42
50	100	1	1	1,050	1,100	15	15	2,050	2,100	29	29	3,050	3,100	43	43
100	150	2	2	1,100	1,150	16	16	2,100	2,150	30	30	3,100	3,150	44	44
150	200	2	2	1,150	1,200	16	16	2,150	2,200	30	30	3,150	3,200	44	44
200	250	3	3	1,200	1,250	17	17	2,200	2,250	31	31	3,200	3,250	45	45
250	300	4	4	1,250	1,300	18	18	2,250	2,300	32	32	3,250	3,300	46	46
300	350	5	5	1,300	1,350	19	19	2,300	2,350	33	33	3,300	3,350	47	47
350	400	5	5	1,350	1,400	19	19	2,350	2,400	33	33	3,350	3,400	47	47
400	450	6	6	1,400	1,450	20	20	2,400	2,450	34	34	3,400	3,450	48	48
450	500	7	7	1,450	1,500	21	21	2,450	2,500	35	35	3,450	3,500	49	49
500	550	7	7	1,500	1,550	21	21	2,500	2,550	35	35	3,500	3,550	49	49
550	600	8	8	1,550	1,600	22	22	2,550	2,600	36	36	3,550	3,600	50	50
600	650	9	9	1,600	1,650	23	23	2,600	2,650	37	37	3,600	3,650	51	51
650	700	9	9	1,650	1,700	23	23	2,650	2,700	37	37	3,650	3,700	51	51
700	750	10	10	1,700	1,750	24	24	2,700	2,750	38	38	3,700	3,750	52	52
750	800	11	11	1,750	1,800	25	25	2,750	2,800	39	39	3,750	3,800	53	53
800	850	12	12	1,800	1,850	26	26	2,800	2,850	40	40	3,800	3,850	54	54
850	900	12	12	1,850	1,900	26	26	2,850	2,900	40	40	3,850	3,900	54	54
900	950	13	13	1,900	1,950	27	27	2,900	2,950	41	41	3,900	3,950	55	55
950	1,000	14	14	1,950	2,000	28	28	2,950	3,000	42	42	3,950	4,000	56	56

2013 NEW JERSEY TAX TABLE (NJ-1040NR) – Continued

If Line 37 (New Jersey Taxable Income) Is —		And You Checked Filing Status Line —		If Line 37 (New Jersey Taxable Income) Is —		And You Checked Filing Status Line —		If Line 37 (New Jersey Taxable Income) Is —		And You Checked Filing Status Line —		If Line 37 (New Jersey Taxable Income) Is —		And You Checked Filing Status Line —	
At Least	But Less Than	1 or 3	2, 4, or 5	At Least	But Less Than	1 or 3	2, 4, or 5	At Least	But Less Than	1 or 3	2, 4, or 5	At Least	But Less Than	1 or 3	2, 4, or 5
		Your Tax Is—				Your Tax Is—				Your Tax Is—				Your Tax Is—	
4,000				7,000				10,000				13,000			
4,000	4,050	56	56	7,000	7,050	98	98	10,000	10,050	140	140	13,000	13,050	182	182
4,050	4,100	57	57	7,050	7,100	99	99	10,050	10,100	141	141	13,050	13,100	183	183
4,100	4,150	58	58	7,100	7,150	100	100	10,100	10,150	142	142	13,100	13,150	184	184
4,150	4,200	58	58	7,150	7,200	100	100	10,150	10,200	142	142	13,150	13,200	184	184
4,200	4,250	59	59	7,200	7,250	101	101	10,200	10,250	143	143	13,200	13,250	185	185
4,250	4,300	60	60	7,250	7,300	102	102	10,250	10,300	144	144	13,250	13,300	186	186
4,300	4,350	61	61	7,300	7,350	103	103	10,300	10,350	145	145	13,300	13,350	187	187
4,350	4,400	61	61	7,350	7,400	103	103	10,350	10,400	145	145	13,350	13,400	187	187
4,400	4,450	62	62	7,400	7,450	104	104	10,400	10,450	146	146	13,400	13,450	188	188
4,450	4,500	63	63	7,450	7,500	105	105	10,450	10,500	147	147	13,450	13,500	189	189
4,500	4,550	63	63	7,500	7,550	105	105	10,500	10,550	147	147	13,500	13,550	189	189
4,550	4,600	64	64	7,550	7,600	106	106	10,550	10,600	148	148	13,550	13,600	190	190
4,600	4,650	65	65	7,600	7,650	107	107	10,600	10,650	149	149	13,600	13,650	191	191
4,650	4,700	65	65	7,650	7,700	107	107	10,650	10,700	149	149	13,650	13,700	191	191
4,700	4,750	66	66	7,700	7,750	108	108	10,700	10,750	150	150	13,700	13,750	192	192
4,750	4,800	67	67	7,750	7,800	109	109	10,750	10,800	151	151	13,750	13,800	193	193
4,800	4,850	68	68	7,800	7,850	110	110	10,800	10,850	152	152	13,800	13,850	194	194
4,850	4,900	68	68	7,850	7,900	110	110	10,850	10,900	152	152	13,850	13,900	194	194
4,900	4,950	69	69	7,900	7,950	111	111	10,900	10,950	153	153	13,900	13,950	195	195
4,950	5,000	70	70	7,950	8,000	112	112	10,950	11,000	154	154	13,950	14,000	196	196
5,000				8,000				11,000				14,000			
5,000	5,050	70	70	8,000	8,050	112	112	11,000	11,050	154	154	14,000	14,050	196	196
5,050	5,100	71	71	8,050	8,100	113	113	11,050	11,100	155	155	14,050	14,100	197	197
5,100	5,150	72	72	8,100	8,150	114	114	11,100	11,150	156	156	14,100	14,150	198	198
5,150	5,200	72	72	8,150	8,200	114	114	11,150	11,200	156	156	14,150	14,200	198	198
5,200	5,250	73	73	8,200	8,250	115	115	11,200	11,250	157	157	14,200	14,250	199	199
5,250	5,300	74	74	8,250	8,300	116	116	11,250	11,300	158	158	14,250	14,300	200	200
5,300	5,350	75	75	8,300	8,350	117	117	11,300	11,350	159	159	14,300	14,350	201	201
5,350	5,400	75	75	8,350	8,400	117	117	11,350	11,400	159	159	14,350	14,400	201	201
5,400	5,450	76	76	8,400	8,450	118	118	11,400	11,450	160	160	14,400	14,450	202	202
5,450	5,500	77	77	8,450	8,500	119	119	11,450	11,500	161	161	14,450	14,500	203	203
5,500	5,550	77	77	8,500	8,550	119	119	11,500	11,550	161	161	14,500	14,550	203	203
5,550	5,600	78	78	8,550	8,600	120	120	11,550	11,600	162	162	14,550	14,600	204	204
5,600	5,650	79	79	8,600	8,650	121	121	11,600	11,650	163	163	14,600	14,650	205	205
5,650	5,700	79	79	8,650	8,700	121	121	11,650	11,700	163	163	14,650	14,700	205	205
5,700	5,750	80	80	8,700	8,750	122	122	11,700	11,750	164	164	14,700	14,750	206	206
5,750	5,800	81	81	8,750	8,800	123	123	11,750	11,800	165	165	14,750	14,800	207	207
5,800	5,850	82	82	8,800	8,850	124	124	11,800	11,850	166	166	14,800	14,850	208	208
5,850	5,900	82	82	8,850	8,900	124	124	11,850	11,900	166	166	14,850	14,900	208	208
5,900	5,950	83	83	8,900	8,950	125	125	11,900	11,950	167	167	14,900	14,950	209	209
5,950	6,000	84	84	8,950	9,000	126	126	11,950	12,000	168	168	14,950	15,000	210	210
6,000				9,000				12,000				15,000			
6,000	6,050	84	84	9,000	9,050	126	126	12,000	12,050	168	168	15,000	15,050	210	210
6,050	6,100	85	85	9,050	9,100	127	127	12,050	12,100	169	169	15,050	15,100	211	211
6,100	6,150	86	86	9,100	9,150	128	128	12,100	12,150	170	170	15,100	15,150	212	212
6,150	6,200	86	86	9,150	9,200	128	128	12,150	12,200	170	170	15,150	15,200	212	212
6,200	6,250	87	87	9,200	9,250	129	129	12,200	12,250	171	171	15,200	15,250	213	213
6,250	6,300	88	88	9,250	9,300	130	130	12,250	12,300	172	172	15,250	15,300	214	214
6,300	6,350	89	89	9,300	9,350	131	131	12,300	12,350	173	173	15,300	15,350	215	215
6,350	6,400	89	89	9,350	9,400	131	131	12,350	12,400	173	173	15,350	15,400	215	215
6,400	6,450	90	90	9,400	9,450	132	132	12,400	12,450	174	174	15,400	15,450	216	216
6,450	6,500	91	91	9,450	9,500	133	133	12,450	12,500	175	175	15,450	15,500	217	217
6,500	6,550	91	91	9,500	9,550	133	133	12,500	12,550	175	175	15,500	15,550	217	217
6,550	6,600	92	92	9,550	9,600	134	134	12,550	12,600	176	176	15,550	15,600	218	218
6,600	6,650	93	93	9,600	9,650	135	135	12,600	12,650	177	177	15,600	15,650	219	219
6,650	6,700	93	93	9,650	9,700	135	135	12,650	12,700	177	177	15,650	15,700	219	219
6,700	6,750	94	94	9,700	9,750	136	136	12,700	12,750	178	178	15,700	15,750	220	220
6,750	6,800	95	95	9,750	9,800	137	137	12,750	12,800	179	179	15,750	15,800	221	221
6,800	6,850	96	96	9,800	9,850	138	138	12,800	12,850	180	180	15,800	15,850	222	222
6,850	6,900	96	96	9,850	9,900	138	138	12,850	12,900	180	180	15,850	15,900	222	222
6,900	6,950	97	97	9,900	9,950	139	139	12,900	12,950	181	181	15,900	15,950	223	223
6,950	7,000	98	98	9,950	10,000	140	140	12,950	13,000	182	182	15,950	16,000	224	224

2013 NEW JERSEY TAX TABLE (NJ-1040NR) – Continued

If Line 37 (New Jersey Taxable Income) Is —		And You Checked Filing Status Line —		If Line 37 (New Jersey Taxable Income) Is —		And You Checked Filing Status Line —		If Line 37 (New Jersey Taxable Income) Is —		And You Checked Filing Status Line —		If Line 37 (New Jersey Taxable Income) Is —		And You Checked Filing Status Line —	
At Least	But Less Than	1 or 3	2, 4, or 5	At Least	But Less Than	1 or 3	2, 4, or 5	At Least	But Less Than	1 or 3	2, 4, or 5	At Least	But Less Than	1 or 3	2, 4, or 5
		Your Tax Is—				Your Tax Is—				Your Tax Is—				Your Tax Is—	
16,000				19,000				22,000				25,000			
16,000	16,050	224	224	19,000	19,050	266	266	22,000	22,050	315	315	25,000	25,050	368	368
16,050	16,100	225	225	19,050	19,100	267	267	22,050	22,100	316	316	25,050	25,100	369	369
16,100	16,150	226	226	19,100	19,150	268	268	22,100	22,150	317	317	25,100	25,150	370	370
16,150	16,200	226	226	19,150	19,200	268	268	22,150	22,200	318	318	25,150	25,200	371	371
16,200	16,250	227	227	19,200	19,250	269	269	22,200	22,250	319	319	25,200	25,250	371	371
16,250	16,300	228	228	19,250	19,300	270	270	22,250	22,300	320	320	25,250	25,300	372	372
16,300	16,350	229	229	19,300	19,350	271	271	22,300	22,350	321	321	25,300	25,350	373	373
16,350	16,400	229	229	19,350	19,400	271	271	22,350	22,400	322	322	25,350	25,400	374	374
16,400	16,450	230	230	19,400	19,450	272	272	22,400	22,450	322	322	25,400	25,450	375	375
16,450	16,500	231	231	19,450	19,500	273	273	22,450	22,500	323	323	25,450	25,500	376	376
16,500	16,550	231	231	19,500	19,550	273	273	22,500	22,550	324	324	25,500	25,550	377	377
16,550	16,600	232	232	19,550	19,600	274	274	22,550	22,600	325	325	25,550	25,600	378	378
16,600	16,650	233	233	19,600	19,650	275	275	22,600	22,650	326	326	25,600	25,650	378	378
16,650	16,700	233	233	19,650	19,700	275	275	22,650	22,700	327	327	25,650	25,700	379	379
16,700	16,750	234	234	19,700	19,750	276	276	22,700	22,750	328	328	25,700	25,750	380	380
16,750	16,800	235	235	19,750	19,800	277	277	22,750	22,800	329	329	25,750	25,800	381	381
16,800	16,850	236	236	19,800	19,850	278	278	22,800	22,850	329	329	25,800	25,850	382	382
16,850	16,900	236	236	19,850	19,900	278	278	22,850	22,900	330	330	25,850	25,900	383	383
16,900	16,950	237	237	19,900	19,950	279	279	22,900	22,950	331	331	25,900	25,950	384	384
16,950	17,000	238	238	19,950	20,000	280	280	22,950	23,000	332	332	25,950	26,000	385	385
17,000				20,000				23,000				26,000			
17,000	17,050	238	238	20,000	20,050	280	280	23,000	23,050	333	333	26,000	26,050	385	385
17,050	17,100	239	239	20,050	20,100	281	281	23,050	23,100	334	334	26,050	26,100	386	386
17,100	17,150	240	240	20,100	20,150	282	282	23,100	23,150	335	335	26,100	26,150	387	387
17,150	17,200	240	240	20,150	20,200	283	283	23,150	23,200	336	336	26,150	26,200	388	388
17,200	17,250	241	241	20,200	20,250	284	284	23,200	23,250	336	336	26,200	26,250	389	389
17,250	17,300	242	242	20,250	20,300	285	285	23,250	23,300	337	337	26,250	26,300	390	390
17,300	17,350	243	243	20,300	20,350	286	286	23,300	23,350	338	338	26,300	26,350	391	391
17,350	17,400	243	243	20,350	20,400	287	287	23,350	23,400	339	339	26,350	26,400	392	392
17,400	17,450	244	244	20,400	20,450	287	287	23,400	23,450	340	340	26,400	26,450	392	392
17,450	17,500	245	245	20,450	20,500	288	288	23,450	23,500	341	341	26,450	26,500	393	393
17,500	17,550	245	245	20,500	20,550	289	289	23,500	23,550	342	342	26,500	26,550	394	394
17,550	17,600	246	246	20,550	20,600	290	290	23,550	23,600	343	343	26,550	26,600	395	395
17,600	17,650	247	247	20,600	20,650	291	291	23,600	23,650	343	343	26,600	26,650	396	396
17,650	17,700	247	247	20,650	20,700	292	292	23,650	23,700	344	344	26,650	26,700	397	397
17,700	17,750	248	248	20,700	20,750	293	293	23,700	23,750	345	345	26,700	26,750	398	398
17,750	17,800	249	249	20,750	20,800	294	294	23,750	23,800	346	346	26,750	26,800	399	399
17,800	17,850	250	250	20,800	20,850	294	294	23,800	23,850	347	347	26,800	26,850	399	399
17,850	17,900	250	250	20,850	20,900	295	295	23,850	23,900	348	348	26,850	26,900	400	400
17,900	17,950	251	251	20,900	20,950	296	296	23,900	23,950	349	349	26,900	26,950	401	401
17,950	18,000	252	252	20,950	21,000	297	297	23,950	24,000	350	350	26,950	27,000	402	402
18,000				21,000				24,000				27,000			
18,000	18,050	252	252	21,000	21,050	298	298	24,000	24,050	350	350	27,000	27,050	403	403
18,050	18,100	253	253	21,050	21,100	299	299	24,050	24,100	351	351	27,050	27,100	404	404
18,100	18,150	254	254	21,100	21,150	300	300	24,100	24,150	352	352	27,100	27,150	405	405
18,150	18,200	254	254	21,150	21,200	301	301	24,150	24,200	353	353	27,150	27,200	406	406
18,200	18,250	255	255	21,200	21,250	301	301	24,200	24,250	354	354	27,200	27,250	406	406
18,250	18,300	256	256	21,250	21,300	302	302	24,250	24,300	355	355	27,250	27,300	407	407
18,300	18,350	257	257	21,300	21,350	303	303	24,300	24,350	356	356	27,300	27,350	408	408
18,350	18,400	257	257	21,350	21,400	304	304	24,350	24,400	357	357	27,350	27,400	409	409
18,400	18,450	258	258	21,400	21,450	305	305	24,400	24,450	357	357	27,400	27,450	410	410
18,450	18,500	259	259	21,450	21,500	306	306	24,450	24,500	358	358	27,450	27,500	411	411
18,500	18,550	259	259	21,500	21,550	307	307	24,500	24,550	359	359	27,500	27,550	412	412
18,550	18,600	260	260	21,550	21,600	308	308	24,550	24,600	360	360	27,550	27,600	413	413
18,600	18,650	261	261	21,600	21,650	308	308	24,600	24,650	361	361	27,600	27,650	413	413
18,650	18,700	261	261	21,650	21,700	309	309	24,650	24,700	362	362	27,650	27,700	414	414
18,700	18,750	262	262	21,700	21,750	310	310	24,700	24,750	363	363	27,700	27,750	415	415
18,750	18,800	263	263	21,750	21,800	311	311	24,750	24,800	364	364	27,750	27,800	416	416
18,800	18,850	264	264	21,800	21,850	312	312	24,800	24,850	364	364	27,800	27,850	417	417
18,850	18,900	264	264	21,850	21,900	313	313	24,850	24,900	365	365	27,850	27,900	418	418
18,900	18,950	265	265	21,900	21,950	314	314	24,900	24,950	366	366	27,900	27,950	419	419
18,950	19,000	266	266	21,950	22,000	315	315	24,950	25,000	367	367	27,950	28,000	420	420

2013 NEW JERSEY TAX TABLE (NJ-1040NR) – Continued

If Line 37 (New Jersey Taxable Income) Is —		And You Checked Filing Status Line —		If Line 37 (New Jersey Taxable Income) Is —		And You Checked Filing Status Line —		If Line 37 (New Jersey Taxable Income) Is —		And You Checked Filing Status Line —		If Line 37 (New Jersey Taxable Income) Is —		And You Checked Filing Status Line —	
At Least	But Less Than	1 or 3	2, 4, or 5	At Least	But Less Than	1 or 3	2, 4, or 5	At Least	But Less Than	1 or 3	2, 4, or 5	At Least	But Less Than	1 or 3	2, 4, or 5
		Your Tax Is—				Your Tax Is—				Your Tax Is—				Your Tax Is—	
28,000				31,000				34,000				37,000			
28,000	28,050	420	420	31,000	31,050	473	473	34,000	34,050	525	525	37,000	37,050	613	578
28,050	28,100	421	421	31,050	31,100	474	474	34,050	34,100	526	526	37,050	37,100	615	579
28,100	28,150	422	422	31,100	31,150	475	475	34,100	34,150	527	527	37,100	37,150	617	580
28,150	28,200	423	423	31,150	31,200	476	476	34,150	34,200	528	528	37,150	37,200	619	581
28,200	28,250	424	424	31,200	31,250	476	476	34,200	34,250	529	529	37,200	37,250	620	581
28,250	28,300	425	425	31,250	31,300	477	477	34,250	34,300	530	530	37,250	37,300	622	582
28,300	28,350	426	426	31,300	31,350	478	478	34,300	34,350	531	531	37,300	37,350	624	583
28,350	28,400	427	427	31,350	31,400	479	479	34,350	34,400	532	532	37,350	37,400	626	584
28,400	28,450	427	427	31,400	31,450	480	480	34,400	34,450	532	532	37,400	37,450	627	585
28,450	28,500	428	428	31,450	31,500	481	481	34,450	34,500	533	533	37,450	37,500	629	586
28,500	28,550	429	429	31,500	31,550	482	482	34,500	34,550	534	534	37,500	37,550	631	587
28,550	28,600	430	430	31,550	31,600	483	483	34,550	34,600	535	535	37,550	37,600	633	588
28,600	28,650	431	431	31,600	31,650	483	483	34,600	34,650	536	536	37,600	37,650	634	588
28,650	28,700	432	432	31,650	31,700	484	484	34,650	34,700	537	537	37,650	37,700	636	589
28,700	28,750	433	433	31,700	31,750	485	485	34,700	34,750	538	538	37,700	37,750	638	590
28,750	28,800	434	434	31,750	31,800	486	486	34,750	34,800	539	539	37,750	37,800	640	591
28,800	28,850	434	434	31,800	31,850	487	487	34,800	34,850	539	539	37,800	37,850	641	592
28,850	28,900	435	435	31,850	31,900	488	488	34,850	34,900	540	540	37,850	37,900	643	593
28,900	28,950	436	436	31,900	31,950	489	489	34,900	34,950	541	541	37,900	37,950	645	594
28,950	29,000	437	437	31,950	32,000	490	490	34,950	35,000	542	542	37,950	38,000	647	595
29,000				32,000				35,000				38,000			
29,000	29,050	438	438	32,000	32,050	490	490	35,000	35,050	543	543	38,000	38,050	648	595
29,050	29,100	439	439	32,050	32,100	491	491	35,050	35,100	545	544	38,050	38,100	650	596
29,100	29,150	440	440	32,100	32,150	492	492	35,100	35,150	547	545	38,100	38,150	652	597
29,150	29,200	441	441	32,150	32,200	493	493	35,150	35,200	549	546	38,150	38,200	654	598
29,200	29,250	441	441	32,200	32,250	494	494	35,200	35,250	550	546	38,200	38,250	655	599
29,250	29,300	442	442	32,250	32,300	495	495	35,250	35,300	552	547	38,250	38,300	657	600
29,300	29,350	443	443	32,300	32,350	496	496	35,300	35,350	554	548	38,300	38,350	659	601
29,350	29,400	444	444	32,350	32,400	497	497	35,350	35,400	556	549	38,350	38,400	661	602
29,400	29,450	445	445	32,400	32,450	497	497	35,400	35,450	557	550	38,400	38,450	662	602
29,450	29,500	446	446	32,450	32,500	498	498	35,450	35,500	559	551	38,450	38,500	664	603
29,500	29,550	447	447	32,500	32,550	499	499	35,500	35,550	561	552	38,500	38,550	666	604
29,550	29,600	448	448	32,550	32,600	500	500	35,550	35,600	563	553	38,550	38,600	668	605
29,600	29,650	448	448	32,600	32,650	501	501	35,600	35,650	564	553	38,600	38,650	669	606
29,650	29,700	449	449	32,650	32,700	502	502	35,650	35,700	566	554	38,650	38,700	671	607
29,700	29,750	450	450	32,700	32,750	503	503	35,700	35,750	568	555	38,700	38,750	673	608
29,750	29,800	451	451	32,750	32,800	504	504	35,750	35,800	570	556	38,750	38,800	675	609
29,800	29,850	452	452	32,800	32,850	504	504	35,800	35,850	571	557	38,800	38,850	676	609
29,850	29,900	453	453	32,850	32,900	505	505	35,850	35,900	573	558	38,850	38,900	678	610
29,900	29,950	454	454	32,900	32,950	506	506	35,900	35,950	575	559	38,900	38,950	680	611
29,950	30,000	455	455	32,950	33,000	507	507	35,950	36,000	577	560	38,950	39,000	682	612
30,000				33,000				36,000				39,000			
30,000	30,050	455	455	33,000	33,050	508	508	36,000	36,050	578	560	39,000	39,050	683	613
30,050	30,100	456	456	33,050	33,100	509	509	36,050	36,100	580	561	39,050	39,100	685	614
30,100	30,150	457	457	33,100	33,150	510	510	36,100	36,150	582	562	39,100	39,150	687	615
30,150	30,200	458	458	33,150	33,200	511	511	36,150	36,200	584	563	39,150	39,200	689	616
30,200	30,250	459	459	33,200	33,250	511	511	36,200	36,250	585	564	39,200	39,250	690	616
30,250	30,300	460	460	33,250	33,300	512	512	36,250	36,300	587	565	39,250	39,300	692	617
30,300	30,350	461	461	33,300	33,350	513	513	36,300	36,350	589	566	39,300	39,350	694	618
30,350	30,400	462	462	33,350	33,400	514	514	36,350	36,400	591	567	39,350	39,400	696	619
30,400	30,450	462	462	33,400	33,450	515	515	36,400	36,450	592	567	39,400	39,450	697	620
30,450	30,500	463	463	33,450	33,500	516	516	36,450	36,500	594	568	39,450	39,500	699	621
30,500	30,550	464	464	33,500	33,550	517	517	36,500	36,550	596	569	39,500	39,550	701	622
30,550	30,600	465	465	33,550	33,600	518	518	36,550	36,600	598	570	39,550	39,600	703	623
30,600	30,650	466	466	33,600	33,650	518	518	36,600	36,650	599	571	39,600	39,650	704	623
30,650	30,700	467	467	33,650	33,700	519	519	36,650	36,700	601	572	39,650	39,700	706	624
30,700	30,750	468	468	33,700	33,750	520	520	36,700	36,750	603	573	39,700	39,750	708	625
30,750	30,800	469	469	33,750	33,800	521	521	36,750	36,800	605	574	39,750	39,800	710	626
30,800	30,850	469	469	33,800	33,850	522	522	36,800	36,850	606	574	39,800	39,850	711	627
30,850	30,900	470	470	33,850	33,900	523	523	36,850	36,900	608	575	39,850	39,900	713	628
30,900	30,950	471	471	33,900	33,950	524	524	36,900	36,950	610	576	39,900	39,950	715	629
30,950	31,000	472	472	33,950	34,000	525	525	36,950	37,000	612	577	39,950	40,000	717	630

2013 NEW JERSEY TAX TABLE (NJ-1040NR) – Continued

If Line 37 (New Jersey Taxable Income) Is —		And You Checked Filing Status Line —		If Line 37 (New Jersey Taxable Income) Is —		And You Checked Filing Status Line —		If Line 37 (New Jersey Taxable Income) Is —		And You Checked Filing Status Line —		If Line 37 (New Jersey Taxable Income) Is —		And You Checked Filing Status Line —	
At Least	But Less Than	1 or 3	2, 4, or 5	At Least	But Less Than	1 or 3	2, 4, or 5	At Least	But Less Than	1 or 3	2, 4, or 5	At Least	But Less Than	1 or 3	2, 4, or 5
		Your Tax Is—				Your Tax Is—				Your Tax Is—				Your Tax Is—	
40,000				43,000				46,000				49,000			
40,000	40,050	719	630	43,000	43,050	885	683	46,000	46,050	1,050	735	49,000	49,050	1,216	788
40,050	40,100	722	631	43,050	43,100	887	684	46,050	46,100	1,053	736	49,050	49,100	1,219	789
40,100	40,150	724	632	43,100	43,150	890	685	46,100	46,150	1,056	737	49,100	49,150	1,222	790
40,150	40,200	727	633	43,150	43,200	893	686	46,150	46,200	1,059	738	49,150	49,200	1,224	791
40,200	40,250	730	634	43,200	43,250	896	686	46,200	46,250	1,061	739	49,200	49,250	1,227	791
40,250	40,300	733	635	43,250	43,300	898	687	46,250	46,300	1,064	740	49,250	49,300	1,230	792
40,300	40,350	735	636	43,300	43,350	901	688	46,300	46,350	1,067	741	49,300	49,350	1,233	793
40,350	40,400	738	637	43,350	43,400	904	689	46,350	46,400	1,070	742	49,350	49,400	1,235	794
40,400	40,450	741	637	43,400	43,450	907	690	46,400	46,450	1,072	742	49,400	49,450	1,238	795
40,450	40,500	744	638	43,450	43,500	909	691	46,450	46,500	1,075	743	49,450	49,500	1,241	796
40,500	40,550	747	639	43,500	43,550	912	692	46,500	46,550	1,078	744	49,500	49,550	1,244	797
40,550	40,600	749	640	43,550	43,600	915	693	46,550	46,600	1,081	745	49,550	49,600	1,247	798
40,600	40,650	752	641	43,600	43,650	918	693	46,600	46,650	1,084	746	49,600	49,650	1,249	798
40,650	40,700	755	642	43,650	43,700	921	694	46,650	46,700	1,086	747	49,650	49,700	1,252	799
40,700	40,750	758	643	43,700	43,750	923	695	46,700	46,750	1,089	748	49,700	49,750	1,255	800
40,750	40,800	760	644	43,750	43,800	926	696	46,750	46,800	1,092	749	49,750	49,800	1,258	801
40,800	40,850	763	644	43,800	43,850	929	697	46,800	46,850	1,095	749	49,800	49,850	1,260	802
40,850	40,900	766	645	43,850	43,900	932	698	46,850	46,900	1,097	750	49,850	49,900	1,263	803
40,900	40,950	769	646	43,900	43,950	934	699	46,900	46,950	1,100	751	49,900	49,950	1,266	804
40,950	41,000	771	647	43,950	44,000	937	700	46,950	47,000	1,103	752	49,950	50,000	1,269	805
41,000				44,000				47,000				50,000			
41,000	41,050	774	648	44,000	44,050	940	700	47,000	47,050	1,106	753	50,000	50,050	1,271	806
41,050	41,100	777	649	44,050	44,100	943	701	47,050	47,100	1,108	754	50,050	50,100	1,274	807
41,100	41,150	780	650	44,100	44,150	945	702	47,100	47,150	1,111	755	50,100	50,150	1,277	808
41,150	41,200	782	651	44,150	44,200	948	703	47,150	47,200	1,114	756	50,150	50,200	1,280	809
41,200	41,250	785	651	44,200	44,250	951	704	47,200	47,250	1,117	756	50,200	50,250	1,282	811
41,250	41,300	788	652	44,250	44,300	954	705	47,250	47,300	1,119	757	50,250	50,300	1,285	812
41,300	41,350	791	653	44,300	44,350	956	706	47,300	47,350	1,122	758	50,300	50,350	1,288	813
41,350	41,400	793	654	44,350	44,400	959	707	47,350	47,400	1,125	759	50,350	50,400	1,291	814
41,400	41,450	796	655	44,400	44,450	962	707	47,400	47,450	1,128	760	50,400	50,450	1,293	815
41,450	41,500	799	656	44,450	44,500	965	708	47,450	47,500	1,130	761	50,450	50,500	1,296	817
41,500	41,550	802	657	44,500	44,550	968	709	47,500	47,550	1,133	762	50,500	50,550	1,299	818
41,550	41,600	805	658	44,550	44,600	970	710	47,550	47,600	1,136	763	50,550	50,600	1,302	819
41,600	41,650	807	658	44,600	44,650	973	711	47,600	47,650	1,139	763	50,600	50,650	1,305	820
41,650	41,700	810	659	44,650	44,700	976	712	47,650	47,700	1,142	764	50,650	50,700	1,307	822
41,700	41,750	813	660	44,700	44,750	979	713	47,700	47,750	1,144	765	50,700	50,750	1,310	823
41,750	41,800	816	661	44,750	44,800	981	714	47,750	47,800	1,147	766	50,750	50,800	1,313	824
41,800	41,850	818	662	44,800	44,850	984	714	47,800	47,850	1,150	767	50,800	50,850	1,316	825
41,850	41,900	821	663	44,850	44,900	987	715	47,850	47,900	1,153	768	50,850	50,900	1,318	826
41,900	41,950	824	664	44,900	44,950	990	716	47,900	47,950	1,155	769	50,900	50,950	1,321	828
41,950	42,000	827	665	44,950	45,000	992	717	47,950	48,000	1,158	770	50,950	51,000	1,324	829
42,000				45,000				48,000				51,000			
42,000	42,050	829	665	45,000	45,050	995	718	48,000	48,050	1,161	770	51,000	51,050	1,327	830
42,050	42,100	832	666	45,050	45,100	998	719	48,050	48,100	1,164	771	51,050	51,100	1,329	831
42,100	42,150	835	667	45,100	45,150	1,001	720	48,100	48,150	1,166	772	51,100	51,150	1,332	833
42,150	42,200	838	668	45,150	45,200	1,003	721	48,150	48,200	1,169	773	51,150	51,200	1,335	834
42,200	42,250	840	669	45,200	45,250	1,006	721	48,200	48,250	1,172	774	51,200	51,250	1,338	835
42,250	42,300	843	670	45,250	45,300	1,009	722	48,250	48,300	1,175	775	51,250	51,300	1,340	836
42,300	42,350	846	671	45,300	45,350	1,012	723	48,300	48,350	1,177	776	51,300	51,350	1,343	837
42,350	42,400	849	672	45,350	45,400	1,014	724	48,350	48,400	1,180	777	51,350	51,400	1,346	839
42,400	42,450	851	672	45,400	45,450	1,017	725	48,400	48,450	1,183	777	51,400	51,450	1,349	840
42,450	42,500	854	673	45,450	45,500	1,020	726	48,450	48,500	1,186	778	51,450	51,500	1,351	841
42,500	42,550	857	674	45,500	45,550	1,023	727	48,500	48,550	1,189	779	51,500	51,550	1,354	842
42,550	42,600	860	675	45,550	45,600	1,026	728	48,550	48,600	1,191	780	51,550	51,600	1,357	844
42,600	42,650	863	676	45,600	45,650	1,028	728	48,600	48,650	1,194	781	51,600	51,650	1,360	845
42,650	42,700	865	677	45,650	45,700	1,031	729	48,650	48,700	1,197	782	51,650	51,700	1,363	846
42,700	42,750	868	678	45,700	45,750	1,034	730	48,700	48,750	1,200	783	51,700	51,750	1,365	847
42,750	42,800	871	679	45,750	45,800	1,037	731	48,750	48,800	1,202	784	51,750	51,800	1,368	848
42,800	42,850	874	679	45,800	45,850	1,039	732	48,800	48,850	1,205	784	51,800	51,850	1,371	850
42,850	42,900	876	680	45,850	45,900	1,042	733	48,850	48,900	1,208	785	51,850	51,900	1,374	851
42,900	42,950	879	681	45,900	45,950	1,045	734	48,900	48,950	1,211	786	51,900	51,950	1,376	852
42,950	43,000	882	682	45,950	46,000	1,048	735	48,950	49,000	1,213	787	51,950	52,000	1,379	853

2013 NEW JERSEY TAX TABLE (NJ-1040NR) – Continued

If Line 37 (New Jersey Taxable Income) Is —		And You Checked Filing Status Line —		If Line 37 (New Jersey Taxable Income) Is —		And You Checked Filing Status Line —		If Line 37 (New Jersey Taxable Income) Is —		And You Checked Filing Status Line —		If Line 37 (New Jersey Taxable Income) Is —		And You Checked Filing Status Line —	
At Least	But Less Than	1 or 3	2, 4, or 5	At Least	But Less Than	1 or 3	2, 4, or 5	At Least	But Less Than	1 or 3	2, 4, or 5	At Least	But Less Than	1 or 3	2, 4, or 5
		Your Tax Is—				Your Tax Is—				Your Tax Is—				Your Tax Is—	
52,000				55,000				58,000				61,000			
52,000	52,050	1,382	855	55,000	55,050	1,548	928	58,000	58,050	1,713	1,002	61,000	61,050	1,879	1,075
52,050	52,100	1,385	856	55,050	55,100	1,550	929	58,050	58,100	1,716	1,003	61,050	61,100	1,882	1,076
52,100	52,150	1,387	857	55,100	55,150	1,553	931	58,100	58,150	1,719	1,004	61,100	61,150	1,885	1,078
52,150	52,200	1,390	858	55,150	55,200	1,556	932	58,150	58,200	1,722	1,005	61,150	61,200	1,887	1,079
52,200	52,250	1,393	860	55,200	55,250	1,559	933	58,200	58,250	1,724	1,007	61,200	61,250	1,890	1,080
52,250	52,300	1,396	861	55,250	55,300	1,561	934	58,250	58,300	1,727	1,008	61,250	61,300	1,893	1,081
52,300	52,350	1,398	862	55,300	55,350	1,564	935	58,300	58,350	1,730	1,009	61,300	61,350	1,896	1,082
52,350	52,400	1,401	863	55,350	55,400	1,567	937	58,350	58,400	1,733	1,010	61,350	61,400	1,898	1,084
52,400	52,450	1,404	864	55,400	55,450	1,570	938	58,400	58,450	1,735	1,011	61,400	61,450	1,901	1,085
52,450	52,500	1,407	866	55,450	55,500	1,572	939	58,450	58,500	1,738	1,013	61,450	61,500	1,904	1,086
52,500	52,550	1,410	867	55,500	55,550	1,575	940	58,500	58,550	1,741	1,014	61,500	61,550	1,907	1,087
52,550	52,600	1,412	868	55,550	55,600	1,578	942	58,550	58,600	1,744	1,015	61,550	61,600	1,910	1,089
52,600	52,650	1,415	869	55,600	55,650	1,581	943	58,600	58,650	1,747	1,016	61,600	61,650	1,912	1,090
52,650	52,700	1,418	871	55,650	55,700	1,584	944	58,650	58,700	1,749	1,018	61,650	61,700	1,915	1,091
52,700	52,750	1,421	872	55,700	55,750	1,586	945	58,700	58,750	1,752	1,019	61,700	61,750	1,918	1,092
52,750	52,800	1,423	873	55,750	55,800	1,589	946	58,750	58,800	1,755	1,020	61,750	61,800	1,921	1,093
52,800	52,850	1,426	874	55,800	55,850	1,592	948	58,800	58,850	1,758	1,021	61,800	61,850	1,923	1,095
52,850	52,900	1,429	875	55,850	55,900	1,595	949	58,850	58,900	1,760	1,022	61,850	61,900	1,926	1,096
52,900	52,950	1,432	877	55,900	55,950	1,597	950	58,900	58,950	1,763	1,024	61,900	61,950	1,929	1,097
52,950	53,000	1,434	878	55,950	56,000	1,600	951	58,950	59,000	1,766	1,025	61,950	62,000	1,932	1,098
53,000				56,000				59,000				62,000			
53,000	53,050	1,437	879	56,000	56,050	1,603	953	59,000	59,050	1,769	1,026	62,000	62,050	1,934	1,100
53,050	53,100	1,440	880	56,050	56,100	1,606	954	59,050	59,100	1,771	1,027	62,050	62,100	1,937	1,101
53,100	53,150	1,443	882	56,100	56,150	1,608	955	59,100	59,150	1,774	1,029	62,100	62,150	1,940	1,102
53,150	53,200	1,445	883	56,150	56,200	1,611	956	59,150	59,200	1,777	1,030	62,150	62,200	1,943	1,103
53,200	53,250	1,448	884	56,200	56,250	1,614	958	59,200	59,250	1,780	1,031	62,200	62,250	1,945	1,105
53,250	53,300	1,451	885	56,250	56,300	1,617	959	59,250	59,300	1,782	1,032	62,250	62,300	1,948	1,106
53,300	53,350	1,454	886	56,300	56,350	1,619	960	59,300	59,350	1,785	1,033	62,300	62,350	1,951	1,107
53,350	53,400	1,456	888	56,350	56,400	1,622	961	59,350	59,400	1,788	1,035	62,350	62,400	1,954	1,108
53,400	53,450	1,459	889	56,400	56,450	1,625	962	59,400	59,450	1,791	1,036	62,400	62,450	1,956	1,109
53,450	53,500	1,462	890	56,450	56,500	1,628	964	59,450	59,500	1,793	1,037	62,450	62,500	1,959	1,111
53,500	53,550	1,465	891	56,500	56,550	1,631	965	59,500	59,550	1,796	1,038	62,500	62,550	1,962	1,112
53,550	53,600	1,468	893	56,550	56,600	1,633	966	59,550	59,600	1,799	1,040	62,550	62,600	1,965	1,113
53,600	53,650	1,470	894	56,600	56,650	1,636	967	59,600	59,650	1,802	1,041	62,600	62,650	1,968	1,114
53,650	53,700	1,473	895	56,650	56,700	1,639	969	59,650	59,700	1,805	1,042	62,650	62,700	1,970	1,116
53,700	53,750	1,476	896	56,700	56,750	1,642	970	59,700	59,750	1,807	1,043	62,700	62,750	1,973	1,117
53,750	53,800	1,479	897	56,750	56,800	1,644	971	59,750	59,800	1,810	1,044	62,750	62,800	1,976	1,118
53,800	53,850	1,481	899	56,800	56,850	1,647	972	59,800	59,850	1,813	1,046	62,800	62,850	1,979	1,119
53,850	53,900	1,484	900	56,850	56,900	1,650	973	59,850	59,900	1,816	1,047	62,850	62,900	1,981	1,120
53,900	53,950	1,487	901	56,900	56,950	1,653	975	59,900	59,950	1,818	1,048	62,900	62,950	1,984	1,122
53,950	54,000	1,490	902	56,950	57,000	1,655	976	59,950	60,000	1,821	1,049	62,950	63,000	1,987	1,123
54,000				57,000				60,000				63,000			
54,000	54,050	1,492	904	57,000	57,050	1,658	977	60,000	60,050	1,824	1,051	63,000	63,050	1,990	1,124
54,050	54,100	1,495	905	57,050	57,100	1,661	978	60,050	60,100	1,827	1,052	63,050	63,100	1,992	1,125
54,100	54,150	1,498	906	57,100	57,150	1,664	980	60,100	60,150	1,829	1,053	63,100	63,150	1,995	1,127
54,150	54,200	1,501	907	57,150	57,200	1,666	981	60,150	60,200	1,832	1,054	63,150	63,200	1,998	1,128
54,200	54,250	1,503	909	57,200	57,250	1,669	982	60,200	60,250	1,835	1,056	63,200	63,250	2,001	1,129
54,250	54,300	1,506	910	57,250	57,300	1,672	983	60,250	60,300	1,838	1,057	63,250	63,300	2,003	1,130
54,300	54,350	1,509	911	57,300	57,350	1,675	984	60,300	60,350	1,840	1,058	63,300	63,350	2,006	1,131
54,350	54,400	1,512	912	57,350	57,400	1,677	986	60,350	60,400	1,843	1,059	63,350	63,400	2,009	1,133
54,400	54,450	1,514	913	57,400	57,450	1,680	987	60,400	60,450	1,846	1,060	63,400	63,450	2,012	1,134
54,450	54,500	1,517	915	57,450	57,500	1,683	988	60,450	60,500	1,849	1,062	63,450	63,500	2,014	1,135
54,500	54,550	1,520	916	57,500	57,550	1,686	989	60,500	60,550	1,852	1,063	63,500	63,550	2,017	1,136
54,550	54,600	1,523	917	57,550	57,600	1,689	991	60,550	60,600	1,854	1,064	63,550	63,600	2,020	1,138
54,600	54,650	1,526	918	57,600	57,650	1,691	992	60,600	60,650	1,857	1,065	63,600	63,650	2,023	1,139
54,650	54,700	1,528	920	57,650	57,700	1,694	993	60,650	60,700	1,860	1,067	63,650	63,700	2,026	1,140
54,700	54,750	1,531	921	57,700	57,750	1,697	994	60,700	60,750	1,863	1,068	63,700	63,750	2,028	1,141
54,750	54,800	1,534	922	57,750	57,800	1,700	995	60,750	60,800	1,865	1,069	63,750	63,800	2,031	1,142
54,800	54,850	1,537	923	57,800	57,850	1,702	997	60,800	60,850	1,868	1,070	63,800	63,850	2,034	1,144
54,850	54,900	1,539	924	57,850	57,900	1,705	998	60,850	60,900	1,871	1,071	63,850	63,900	2,037	1,145
54,900	54,950	1,542	926	57,900	57,950	1,708	999	60,900	60,950	1,874	1,073	63,900	63,950	2,039	1,146
54,950	55,000	1,545	927	57,950	58,000	1,711	1,000	60,950	61,000	1,876	1,074	63,950	64,000	2,042	1,147

2013 NEW JERSEY TAX TABLE (NJ-1040NR) – Continued

If Line 37 (New Jersey Taxable Income) Is —		And You Checked Filing Status Line —		If Line 37 (New Jersey Taxable Income) Is —		And You Checked Filing Status Line —		If Line 37 (New Jersey Taxable Income) Is —		And You Checked Filing Status Line —		If Line 37 (New Jersey Taxable Income) Is —		And You Checked Filing Status Line —	
At Least	But Less Than	1 or 3	2, 4, or 5	At Least	But Less Than	1 or 3	2, 4, or 5	At Least	But Less Than	1 or 3	2, 4, or 5	At Least	But Less Than	1 or 3	2, 4, or 5
		Your Tax Is—				Your Tax Is—				Your Tax Is—				Your Tax Is—	
64,000				67,000				70,000				73,000			
64,000	64,050	2,045	1,149	67,000	67,050	2,211	1,222	70,000	70,050	2,376	1,296	73,000	73,050	2,542	1,401
64,050	64,100	2,048	1,150	67,050	67,100	2,213	1,223	70,050	70,100	2,379	1,298	73,050	73,100	2,545	1,403
64,100	64,150	2,050	1,151	67,100	67,150	2,216	1,225	70,100	70,150	2,382	1,299	73,100	73,150	2,548	1,404
64,150	64,200	2,053	1,152	67,150	67,200	2,219	1,226	70,150	70,200	2,385	1,301	73,150	73,200	2,550	1,406
64,200	64,250	2,056	1,154	67,200	67,250	2,222	1,227	70,200	70,250	2,387	1,303	73,200	73,250	2,553	1,408
64,250	64,300	2,059	1,155	67,250	67,300	2,224	1,228	70,250	70,300	2,390	1,305	73,250	73,300	2,556	1,410
64,300	64,350	2,061	1,156	67,300	67,350	2,227	1,229	70,300	70,350	2,393	1,306	73,300	73,350	2,559	1,411
64,350	64,400	2,064	1,157	67,350	67,400	2,230	1,231	70,350	70,400	2,396	1,308	73,350	73,400	2,561	1,413
64,400	64,450	2,067	1,158	67,400	67,450	2,233	1,232	70,400	70,450	2,398	1,310	73,400	73,450	2,564	1,415
64,450	64,500	2,070	1,160	67,450	67,500	2,235	1,233	70,450	70,500	2,401	1,312	73,450	73,500	2,567	1,417
64,500	64,550	2,073	1,161	67,500	67,550	2,238	1,234	70,500	70,550	2,404	1,313	73,500	73,550	2,570	1,418
64,550	64,600	2,075	1,162	67,550	67,600	2,241	1,236	70,550	70,600	2,407	1,315	73,550	73,600	2,573	1,420
64,600	64,650	2,078	1,163	67,600	67,650	2,244	1,237	70,600	70,650	2,410	1,317	73,600	73,650	2,575	1,422
64,650	64,700	2,081	1,165	67,650	67,700	2,247	1,238	70,650	70,700	2,412	1,319	73,650	73,700	2,578	1,424
64,700	64,750	2,084	1,166	67,700	67,750	2,249	1,239	70,700	70,750	2,415	1,320	73,700	73,750	2,581	1,425
64,750	64,800	2,086	1,167	67,750	67,800	2,252	1,240	70,750	70,800	2,418	1,322	73,750	73,800	2,584	1,427
64,800	64,850	2,089	1,168	67,800	67,850	2,255	1,242	70,800	70,850	2,421	1,324	73,800	73,850	2,586	1,429
64,850	64,900	2,092	1,169	67,850	67,900	2,258	1,243	70,850	70,900	2,423	1,326	73,850	73,900	2,589	1,431
64,900	64,950	2,095	1,171	67,900	67,950	2,260	1,244	70,900	70,950	2,426	1,327	73,900	73,950	2,592	1,432
64,950	65,000	2,097	1,172	67,950	68,000	2,263	1,245	70,950	71,000	2,429	1,329	73,950	74,000	2,595	1,434
65,000				68,000				71,000				74,000			
65,000	65,050	2,100	1,173	68,000	68,050	2,266	1,247	71,000	71,050	2,432	1,331	74,000	74,050	2,597	1,436
65,050	65,100	2,103	1,174	68,050	68,100	2,269	1,248	71,050	71,100	2,434	1,333	74,050	74,100	2,600	1,438
65,100	65,150	2,106	1,176	68,100	68,150	2,271	1,249	71,100	71,150	2,437	1,334	74,100	74,150	2,603	1,439
65,150	65,200	2,108	1,177	68,150	68,200	2,274	1,250	71,150	71,200	2,440	1,336	74,150	74,200	2,606	1,441
65,200	65,250	2,111	1,178	68,200	68,250	2,277	1,252	71,200	71,250	2,443	1,338	74,200	74,250	2,608	1,443
65,250	65,300	2,114	1,179	68,250	68,300	2,280	1,253	71,250	71,300	2,445	1,340	74,250	74,300	2,611	1,445
65,300	65,350	2,117	1,180	68,300	68,350	2,282	1,254	71,300	71,350	2,448	1,341	74,300	74,350	2,614	1,446
65,350	65,400	2,119	1,182	68,350	68,400	2,285	1,255	71,350	71,400	2,451	1,343	74,350	74,400	2,617	1,448
65,400	65,450	2,122	1,183	68,400	68,450	2,288	1,256	71,400	71,450	2,454	1,345	74,400	74,450	2,619	1,450
65,450	65,500	2,125	1,184	68,450	68,500	2,291	1,258	71,450	71,500	2,456	1,347	74,450	74,500	2,622	1,452
65,500	65,550	2,128	1,185	68,500	68,550	2,294	1,259	71,500	71,550	2,459	1,348	74,500	74,550	2,625	1,453
65,550	65,600	2,131	1,187	68,550	68,600	2,296	1,260	71,550	71,600	2,462	1,350	74,550	74,600	2,628	1,455
65,600	65,650	2,133	1,188	68,600	68,650	2,299	1,261	71,600	71,650	2,465	1,352	74,600	74,650	2,631	1,457
65,650	65,700	2,136	1,189	68,650	68,700	2,302	1,263	71,650	71,700	2,468	1,354	74,650	74,700	2,633	1,459
65,700	65,750	2,139	1,190	68,700	68,750	2,305	1,264	71,700	71,750	2,470	1,355	74,700	74,750	2,636	1,460
65,750	65,800	2,142	1,191	68,750	68,800	2,307	1,265	71,750	71,800	2,473	1,357	74,750	74,800	2,639	1,462
65,800	65,850	2,144	1,193	68,800	68,850	2,310	1,266	71,800	71,850	2,476	1,359	74,800	74,850	2,642	1,464
65,850	65,900	2,147	1,194	68,850	68,900	2,313	1,267	71,850	71,900	2,479	1,361	74,850	74,900	2,644	1,466
65,900	65,950	2,150	1,195	68,900	68,950	2,316	1,269	71,900	71,950	2,481	1,362	74,900	74,950	2,647	1,467
65,950	66,000	2,153	1,196	68,950	69,000	2,318	1,270	71,950	72,000	2,484	1,364	74,950	75,000	2,650	1,469
66,000				69,000				72,000				75,000			
66,000	66,050	2,155	1,198	69,000	69,050	2,321	1,271	72,000	72,050	2,487	1,366	75,000	75,050	2,653	1,471
66,050	66,100	2,158	1,199	69,050	69,100	2,324	1,272	72,050	72,100	2,490	1,368	75,050	75,100	2,656	1,473
66,100	66,150	2,161	1,200	69,100	69,150	2,327	1,274	72,100	72,150	2,492	1,369	75,100	75,150	2,659	1,474
66,150	66,200	2,164	1,201	69,150	69,200	2,329	1,275	72,150	72,200	2,495	1,371	75,150	75,200	2,662	1,476
66,200	66,250	2,166	1,203	69,200	69,250	2,332	1,276	72,200	72,250	2,498	1,373	75,200	75,250	2,666	1,478
66,250	66,300	2,169	1,204	69,250	69,300	2,335	1,277	72,250	72,300	2,501	1,375	75,250	75,300	2,669	1,480
66,300	66,350	2,172	1,205	69,300	69,350	2,338	1,278	72,300	72,350	2,503	1,376	75,300	75,350	2,672	1,481
66,350	66,400	2,175	1,206	69,350	69,400	2,340	1,280	72,350	72,400	2,506	1,378	75,350	75,400	2,675	1,483
66,400	66,450	2,177	1,207	69,400	69,450	2,343	1,281	72,400	72,450	2,509	1,380	75,400	75,450	2,678	1,485
66,450	66,500	2,180	1,209	69,450	69,500	2,346	1,282	72,450	72,500	2,512	1,382	75,450	75,500	2,682	1,487
66,500	66,550	2,183	1,210	69,500	69,550	2,349	1,283	72,500	72,550	2,515	1,383	75,500	75,550	2,685	1,488
66,550	66,600	2,186	1,211	69,550	69,600	2,352	1,285	72,550	72,600	2,517	1,385	75,550	75,600	2,688	1,490
66,600	66,650	2,189	1,212	69,600	69,650	2,354	1,286	72,600	72,650	2,520	1,387	75,600	75,650	2,691	1,492
66,650	66,700	2,191	1,214	69,650	69,700	2,357	1,287	72,650	72,700	2,523	1,389	75,650	75,700	2,694	1,494
66,700	66,750	2,194	1,215	69,700	69,750	2,360	1,288	72,700	72,750	2,526	1,390	75,700	75,750	2,697	1,495
66,750	66,800	2,197	1,216	69,750	69,800	2,363	1,289	72,750	72,800	2,528	1,392	75,750	75,800	2,701	1,497
66,800	66,850	2,200	1,217	69,800	69,850	2,365	1,291	72,800	72,850	2,531	1,394	75,800	75,850	2,704	1,499
66,850	66,900	2,202	1,218	69,850	69,900	2,368	1,292	72,850	72,900	2,534	1,396	75,850	75,900	2,707	1,501
66,900	66,950	2,205	1,220	69,900	69,950	2,371	1,293	72,900	72,950	2,537	1,397	75,900	75,950	2,710	1,502
66,950	67,000	2,208	1,221	69,950	70,000	2,374	1,294	72,950	73,000	2,539	1,399	75,950	76,000	2,713	1,504

2013 NEW JERSEY TAX TABLE (NJ-1040NR) – Continued

If Line 37 (New Jersey Taxable Income) Is —		And You Checked Filing Status Line —		If Line 37 (New Jersey Taxable Income) Is —		And You Checked Filing Status Line —		If Line 37 (New Jersey Taxable Income) Is —		And You Checked Filing Status Line —		If Line 37 (New Jersey Taxable Income) Is —		And You Checked Filing Status Line —	
At Least	But Less Than	1 or 3	2, 4, or 5	At Least	But Less Than	1 or 3	2, 4, or 5	At Least	But Less Than	1 or 3	2, 4, or 5	At Least	But Less Than	1 or 3	2, 4, or 5
		Your Tax Is—				Your Tax Is—				Your Tax Is—				Your Tax Is—	
76,000				79,000				82,000				85,000			
76,000	76,050	2,717	1,506	79,000	79,050	2,908	1,611	82,000	82,050	3,099	1,757	85,000	85,050	3,290	1,923
76,050	76,100	2,720	1,508	79,050	79,100	2,911	1,613	82,050	82,100	3,102	1,760	85,050	85,100	3,293	1,925
76,100	76,150	2,723	1,509	79,100	79,150	2,914	1,614	82,100	82,150	3,105	1,762	85,100	85,150	3,296	1,928
76,150	76,200	2,726	1,511	79,150	79,200	2,917	1,616	82,150	82,200	3,108	1,765	85,150	85,200	3,299	1,931
76,200	76,250	2,729	1,513	79,200	79,250	2,920	1,618	82,200	82,250	3,111	1,768	85,200	85,250	3,303	1,934
76,250	76,300	2,732	1,515	79,250	79,300	2,924	1,620	82,250	82,300	3,115	1,771	85,250	85,300	3,306	1,936
76,300	76,350	2,736	1,516	79,300	79,350	2,927	1,621	82,300	82,350	3,118	1,773	85,300	85,350	3,309	1,939
76,350	76,400	2,739	1,518	79,350	79,400	2,930	1,623	82,350	82,400	3,121	1,776	85,350	85,400	3,312	1,942
76,400	76,450	2,742	1,520	79,400	79,450	2,933	1,625	82,400	82,450	3,124	1,779	85,400	85,450	3,315	1,945
76,450	76,500	2,745	1,522	79,450	79,500	2,936	1,627	82,450	82,500	3,127	1,782	85,450	85,500	3,319	1,947
76,500	76,550	2,748	1,523	79,500	79,550	2,939	1,628	82,500	82,550	3,131	1,785	85,500	85,550	3,322	1,950
76,550	76,600	2,752	1,525	79,550	79,600	2,943	1,630	82,550	82,600	3,134	1,787	85,550	85,600	3,325	1,953
76,600	76,650	2,755	1,527	79,600	79,650	2,946	1,632	82,600	82,650	3,137	1,790	85,600	85,650	3,328	1,956
76,650	76,700	2,758	1,529	79,650	79,700	2,949	1,634	82,650	82,700	3,140	1,793	85,650	85,700	3,331	1,959
76,700	76,750	2,761	1,530	79,700	79,750	2,952	1,635	82,700	82,750	3,143	1,796	85,700	85,750	3,334	1,961
76,750	76,800	2,764	1,532	79,750	79,800	2,955	1,637	82,750	82,800	3,147	1,798	85,750	85,800	3,338	1,964
76,800	76,850	2,768	1,534	79,800	79,850	2,959	1,639	82,800	82,850	3,150	1,801	85,800	85,850	3,341	1,967
76,850	76,900	2,771	1,536	79,850	79,900	2,962	1,641	82,850	82,900	3,153	1,804	85,850	85,900	3,344	1,970
76,900	76,950	2,774	1,537	79,900	79,950	2,965	1,642	82,900	82,950	3,156	1,807	85,900	85,950	3,347	1,972
76,950	77,000	2,777	1,539	79,950	80,000	2,968	1,644	82,950	83,000	3,159	1,809	85,950	86,000	3,350	1,975
77,000				80,000				83,000				86,000			
77,000	77,050	2,780	1,541	80,000	80,050	2,971	1,646	83,000	83,050	3,162	1,812	86,000	86,050	3,354	1,978
77,050	77,100	2,783	1,543	80,050	80,100	2,975	1,649	83,050	83,100	3,166	1,815	86,050	86,100	3,357	1,981
77,100	77,150	2,787	1,544	80,100	80,150	2,978	1,652	83,100	83,150	3,169	1,818	86,100	86,150	3,360	1,983
77,150	77,200	2,790	1,546	80,150	80,200	2,981	1,655	83,150	83,200	3,172	1,820	86,150	86,200	3,363	1,986
77,200	77,250	2,793	1,548	80,200	80,250	2,984	1,657	83,200	83,250	3,175	1,823	86,200	86,250	3,366	1,989
77,250	77,300	2,796	1,550	80,250	80,300	2,987	1,660	83,250	83,300	3,178	1,826	86,250	86,300	3,369	1,992
77,300	77,350	2,799	1,551	80,300	80,350	2,990	1,663	83,300	83,350	3,182	1,829	86,300	86,350	3,373	1,994
77,350	77,400	2,803	1,553	80,350	80,400	2,994	1,666	83,350	83,400	3,185	1,831	86,350	86,400	3,376	1,997
77,400	77,450	2,806	1,555	80,400	80,450	2,997	1,668	83,400	83,450	3,188	1,834	86,400	86,450	3,379	2,000
77,450	77,500	2,809	1,557	80,450	80,500	3,000	1,671	83,450	83,500	3,191	1,837	86,450	86,500	3,382	2,003
77,500	77,550	2,812	1,558	80,500	80,550	3,003	1,674	83,500	83,550	3,194	1,840	86,500	86,550	3,385	2,006
77,550	77,600	2,815	1,560	80,550	80,600	3,006	1,677	83,550	83,600	3,197	1,843	86,550	86,600	3,389	2,008
77,600	77,650	2,818	1,562	80,600	80,650	3,010	1,680	83,600	83,650	3,201	1,845	86,600	86,650	3,392	2,011
77,650	77,700	2,822	1,564	80,650	80,700	3,013	1,682	83,650	83,700	3,204	1,848	86,650	86,700	3,395	2,014
77,700	77,750	2,825	1,565	80,700	80,750	3,016	1,685	83,700	83,750	3,207	1,851	86,700	86,750	3,398	2,017
77,750	77,800	2,828	1,567	80,750	80,800	3,019	1,688	83,750	83,800	3,210	1,854	86,750	86,800	3,401	2,019
77,800	77,850	2,831	1,569	80,800	80,850	3,022	1,691	83,800	83,850	3,213	1,856	86,800	86,850	3,405	2,022
77,850	77,900	2,834	1,571	80,850	80,900	3,025	1,693	83,850	83,900	3,217	1,859	86,850	86,900	3,408	2,025
77,900	77,950	2,838	1,572	80,900	80,950	3,029	1,696	83,900	83,950	3,220	1,862	86,900	86,950	3,411	2,028
77,950	78,000	2,841	1,574	80,950	81,000	3,032	1,699	83,950	84,000	3,223	1,865	86,950	87,000	3,414	2,030
78,000				81,000				84,000				87,000			
78,000	78,050	2,844	1,576	81,000	81,050	3,035	1,702	84,000	84,050	3,226	1,867	87,000	87,050	3,417	2,033
78,050	78,100	2,847	1,578	81,050	81,100	3,038	1,704	84,050	84,100	3,229	1,870	87,050	87,100	3,420	2,036
78,100	78,150	2,850	1,579	81,100	81,150	3,041	1,707	84,100	84,150	3,233	1,873	87,100	87,150	3,424	2,039
78,150	78,200	2,853	1,581	81,150	81,200	3,045	1,710	84,150	84,200	3,236	1,876	87,150	87,200	3,427	2,041
78,200	78,250	2,857	1,583	81,200	81,250	3,048	1,713	84,200	84,250	3,239	1,878	87,200	87,250	3,430	2,044
78,250	78,300	2,860	1,585	81,250	81,300	3,051	1,715	84,250	84,300	3,242	1,881	87,250	87,300	3,433	2,047
78,300	78,350	2,863	1,586	81,300	81,350	3,054	1,718	84,300	84,350	3,245	1,884	87,300	87,350	3,436	2,050
78,350	78,400	2,866	1,588	81,350	81,400	3,057	1,721	84,350	84,400	3,248	1,887	87,350	87,400	3,440	2,052
78,400	78,450	2,869	1,590	81,400	81,450	3,061	1,724	84,400	84,450	3,252	1,889	87,400	87,450	3,443	2,055
78,450	78,500	2,873	1,592	81,450	81,500	3,064	1,726	84,450	84,500	3,255	1,892	87,450	87,500	3,446	2,058
78,500	78,550	2,876	1,593	81,500	81,550	3,067	1,729	84,500	84,550	3,258	1,895	87,500	87,550	3,449	2,061
78,550	78,600	2,879	1,595	81,550	81,600	3,070	1,732	84,550	84,600	3,261	1,898	87,550	87,600	3,452	2,064
78,600	78,650	2,882	1,597	81,600	81,650	3,073	1,735	84,600	84,650	3,264	1,901	87,600	87,650	3,455	2,066
78,650	78,700	2,885	1,599	81,650	81,700	3,076	1,738	84,650	84,700	3,268	1,903	87,650	87,700	3,459	2,069
78,700	78,750	2,889	1,600	81,700	81,750	3,080	1,740	84,700	84,750	3,271	1,906	87,700	87,750	3,462	2,072
78,750	78,800	2,892	1,602	81,750	81,800	3,083	1,743	84,750	84,800	3,274	1,909	87,750	87,800	3,465	2,075
78,800	78,850	2,895	1,604	81,800	81,850	3,086	1,746	84,800	84,850	3,277	1,912	87,800	87,850	3,468	2,077
78,850	78,900	2,898	1,606	81,850	81,900	3,089	1,749	84,850	84,900	3,280	1,914	87,850	87,900	3,471	2,080
78,900	78,950	2,901	1,607	81,900	81,950	3,092	1,751	84,900	84,950	3,283	1,917	87,900	87,950	3,475	2,083
78,950	79,000	2,904	1,609	81,950	82,000	3,096	1,754	84,950	85,000	3,287	1,920	87,950	88,000	3,478	2,086

2013 NEW JERSEY TAX TABLE (NJ-1040NR) – Continued

If Line 37 (New Jersey Taxable Income) Is —		And You Checked Filing Status Line —		If Line 37 (New Jersey Taxable Income) Is —		And You Checked Filing Status Line —		If Line 37 (New Jersey Taxable Income) Is —		And You Checked Filing Status Line —		If Line 37 (New Jersey Taxable Income) Is —		And You Checked Filing Status Line —	
At Least	But Less Than	1 or 3	2, 4, or 5	At Least	But Less Than	1 or 3	2, 4, or 5	At Least	But Less Than	1 or 3	2, 4, or 5	At Least	But Less Than	1 or 3	2, 4, or 5
		Your Tax Is—				Your Tax Is—				Your Tax Is—				Your Tax Is—	
88,000				91,000				94,000				97,000			
88,000	88,050	3,481	2,088	91,000	91,050	3,672	2,254	94,000	94,050	3,863	2,420	97,000	97,050	4,054	2,586
88,050	88,100	3,484	2,091	91,050	91,100	3,675	2,257	94,050	94,100	3,866	2,423	97,050	97,100	4,057	2,588
88,100	88,150	3,487	2,094	91,100	91,150	3,678	2,260	94,100	94,150	3,870	2,425	97,100	97,150	4,061	2,591
88,150	88,200	3,490	2,097	91,150	91,200	3,682	2,262	94,150	94,200	3,873	2,428	97,150	97,200	4,064	2,594
88,200	88,250	3,494	2,099	91,200	91,250	3,685	2,265	94,200	94,250	3,876	2,431	97,200	97,250	4,067	2,597
88,250	88,300	3,497	2,102	91,250	91,300	3,688	2,268	94,250	94,300	3,879	2,434	97,250	97,300	4,070	2,599
88,300	88,350	3,500	2,105	91,300	91,350	3,691	2,271	94,300	94,350	3,882	2,436	97,300	97,350	4,073	2,602
88,350	88,400	3,503	2,108	91,350	91,400	3,694	2,273	94,350	94,400	3,885	2,439	97,350	97,400	4,077	2,605
88,400	88,450	3,506	2,110	91,400	91,450	3,698	2,276	94,400	94,450	3,889	2,442	97,400	97,450	4,080	2,608
88,450	88,500	3,510	2,113	91,450	91,500	3,701	2,279	94,450	94,500	3,892	2,445	97,450	97,500	4,083	2,610
88,500	88,550	3,513	2,116	91,500	91,550	3,704	2,282	94,500	94,550	3,895	2,448	97,500	97,550	4,086	2,613
88,550	88,600	3,516	2,119	91,550	91,600	3,707	2,285	94,550	94,600	3,898	2,450	97,550	97,600	4,089	2,616
88,600	88,650	3,519	2,122	91,600	91,650	3,710	2,287	94,600	94,650	3,901	2,453	97,600	97,650	4,092	2,619
88,650	88,700	3,522	2,124	91,650	91,700	3,713	2,290	94,650	94,700	3,905	2,456	97,650	97,700	4,096	2,622
88,700	88,750	3,526	2,127	91,700	91,750	3,717	2,293	94,700	94,750	3,908	2,459	97,700	97,750	4,099	2,624
88,750	88,800	3,529	2,130	91,750	91,800	3,720	2,296	94,750	94,800	3,911	2,461	97,750	97,800	4,102	2,627
88,800	88,850	3,532	2,133	91,800	91,850	3,723	2,298	94,800	94,850	3,914	2,464	97,800	97,850	4,105	2,630
88,850	88,900	3,535	2,135	91,850	91,900	3,726	2,301	94,850	94,900	3,917	2,467	97,850	97,900	4,108	2,633
88,900	88,950	3,538	2,138	91,900	91,950	3,729	2,304	94,900	94,950	3,920	2,470	97,900	97,950	4,112	2,635
88,950	89,000	3,541	2,141	91,950	92,000	3,733	2,307	94,950	95,000	3,924	2,472	97,950	98,000	4,115	2,638
89,000				92,000				95,000				98,000			
89,000	89,050	3,545	2,144	92,000	92,050	3,736	2,309	95,000	95,050	3,927	2,475	98,000	98,050	4,118	2,641
89,050	89,100	3,548	2,146	92,050	92,100	3,739	2,312	95,050	95,100	3,930	2,478	98,050	98,100	4,121	2,644
89,100	89,150	3,551	2,149	92,100	92,150	3,742	2,315	95,100	95,150	3,933	2,481	98,100	98,150	4,124	2,646
89,150	89,200	3,554	2,152	92,150	92,200	3,745	2,318	95,150	95,200	3,936	2,483	98,150	98,200	4,127	2,649
89,200	89,250	3,557	2,155	92,200	92,250	3,748	2,320	95,200	95,250	3,940	2,486	98,200	98,250	4,131	2,652
89,250	89,300	3,561	2,157	92,250	92,300	3,752	2,323	95,250	95,300	3,943	2,489	98,250	98,300	4,134	2,655
89,300	89,350	3,564	2,160	92,300	92,350	3,755	2,326	95,300	95,350	3,946	2,492	98,300	98,350	4,137	2,657
89,350	89,400	3,567	2,163	92,350	92,400	3,758	2,329	95,350	95,400	3,949	2,494	98,350	98,400	4,140	2,660
89,400	89,450	3,570	2,166	92,400	92,450	3,761	2,331	95,400	95,450	3,952	2,497	98,400	98,450	4,143	2,663
89,450	89,500	3,573	2,168	92,450	92,500	3,764	2,334	95,450	95,500	3,956	2,500	98,450	98,500	4,147	2,666
89,500	89,550	3,576	2,171	92,500	92,550	3,768	2,337	95,500	95,550	3,959	2,503	98,500	98,550	4,150	2,669
89,550	89,600	3,580	2,174	92,550	92,600	3,771	2,340	95,550	95,600	3,962	2,506	98,550	98,600	4,153	2,671
89,600	89,650	3,583	2,177	92,600	92,650	3,774	2,343	95,600	95,650	3,965	2,508	98,600	98,650	4,156	2,674
89,650	89,700	3,586	2,180	92,650	92,700	3,777	2,345	95,650	95,700	3,968	2,511	98,650	98,700	4,159	2,677
89,700	89,750	3,589	2,182	92,700	92,750	3,780	2,348	95,700	95,750	3,971	2,514	98,700	98,750	4,163	2,680
89,750	89,800	3,592	2,185	92,750	92,800	3,784	2,351	95,750	95,800	3,975	2,517	98,750	98,800	4,166	2,682
89,800	89,850	3,596	2,188	92,800	92,850	3,787	2,354	95,800	95,850	3,978	2,519	98,800	98,850	4,169	2,685
89,850	89,900	3,599	2,191	92,850	92,900	3,790	2,356	95,850	95,900	3,981	2,522	98,850	98,900	4,172	2,688
89,900	89,950	3,602	2,193	92,900	92,950	3,793	2,359	95,900	95,950	3,984	2,525	98,900	98,950	4,175	2,691
89,950	90,000	3,605	2,196	92,950	93,000	3,796	2,362	95,950	96,000	3,987	2,528	98,950	99,000	4,178	2,693
90,000				93,000				96,000				99,000			
90,000	90,050	3,608	2,199	93,000	93,050	3,799	2,365	96,000	96,050	3,991	2,530	99,000	99,050	4,182	2,696
90,050	90,100	3,612	2,202	93,050	93,100	3,803	2,367	96,050	96,100	3,994	2,533	99,050	99,100	4,185	2,699
90,100	90,150	3,615	2,204	93,100	93,150	3,806	2,370	96,100	96,150	3,997	2,536	99,100	99,150	4,188	2,702
90,150	90,200	3,618	2,207	93,150	93,200	3,809	2,373	96,150	96,200	4,000	2,539	99,150	99,200	4,191	2,704
90,200	90,250	3,621	2,210	93,200	93,250	3,812	2,376	96,200	96,250	4,003	2,541	99,200	99,250	4,194	2,707
90,250	90,300	3,624	2,213	93,250	93,300	3,815	2,378	96,250	96,300	4,006	2,544	99,250	99,300	4,198	2,710
90,300	90,350	3,627	2,215	93,300	93,350	3,819	2,381	96,300	96,350	4,010	2,547	99,300	99,350	4,201	2,713
90,350	90,400	3,631	2,218	93,350	93,400	3,822	2,384	96,350	96,400	4,013	2,550	99,350	99,400	4,204	2,715
90,400	90,450	3,634	2,221	93,400	93,450	3,825	2,387	96,400	96,450	4,016	2,552	99,400	99,450	4,207	2,718
90,450	90,500	3,637	2,224	93,450	93,500	3,828	2,389	96,450	96,500	4,019	2,555	99,450	99,500	4,210	2,721
90,500	90,550	3,640	2,227	93,500	93,550	3,831	2,392	96,500	96,550	4,022	2,558	99,500	99,550	4,213	2,724
90,550	90,600	3,643	2,229	93,550	93,600	3,834	2,395	96,550	96,600	4,026	2,561	99,550	99,600	4,217	2,727
90,600	90,650	3,647	2,232	93,600	93,650	3,838	2,398	96,600	96,650	4,029	2,564	99,600	99,650	4,220	2,729
90,650	90,700	3,650	2,235	93,650	93,700	3,841	2,401	96,650	96,700	4,032	2,566	99,650	99,700	4,223	2,732
90,700	90,750	3,653	2,238	93,700	93,750	3,844	2,403	96,700	96,750	4,035	2,569	99,700	99,750	4,226	2,735
90,750	90,800	3,656	2,240	93,750	93,800	3,847	2,406	96,750	96,800	4,038	2,572	99,750	99,800	4,229	2,738
90,800	90,850	3,659	2,243	93,800	93,850	3,850	2,409	96,800	96,850	4,042	2,575	99,800	99,850	4,233	2,740
90,850	90,900	3,662	2,246	93,850	93,900	3,854	2,412	96,850	96,900	4,045	2,577	99,850	99,900	4,236	2,743
90,900	90,950	3,666	2,249	93,900	93,950	3,857	2,414	96,900	96,950	4,048	2,580	99,900	99,950	4,239	2,746
90,950	91,000	3,669	2,251	93,950	94,000	3,860	2,417	96,950	97,000	4,051	2,583	99,950	100,000	4,242	2,749

2013 New Jersey Tax Rate Schedules

FILING STATUS: Single
Married/CU partner, filing separate return

Table A

		STEP 1	STEP 2	STEP 3		
If Taxable Income (Line 37) is:		Enter Line 37	Multiply Line 37 by:		Subtract	Your Tax
Over	But not over					
\$ 0	\$ 20,000	_____	× .014 = _____	–	\$ 0 = _____	
\$ 20,000	\$ 35,000	_____	× .0175 = _____	–	\$ 70.00 = _____	
\$ 35,000	\$ 40,000	_____	× .035 = _____	–	\$ 682.50 = _____	
\$ 40,000	\$ 75,000	_____	× .05525 = _____	–	\$ 1,492.50 = _____	
\$ 75,000	\$ 500,000	_____	× .0637 = _____	–	\$ 2,126.25 = _____	
\$ 500,000	and over	_____	× .0897 = _____	–	\$15,126.25 = _____	

FILING STATUS: Married/CU couple, filing joint return
Head of household
Qualifying widow(er)/surviving CU partner

Table B

		STEP 1	STEP 2	STEP 3		
If Taxable Income (Line 37) is:		Enter Line 37	Multiply Line 37 by:		Subtract	Your Tax
Over	But not over					
\$ 0	\$ 20,000	_____	× .014 = _____	–	\$ 0 = _____	
\$ 20,000	\$ 50,000	_____	× .0175 = _____	–	\$ 70.00 = _____	
\$ 50,000	\$ 70,000	_____	× .0245 = _____	–	\$ 420.00 = _____	
\$ 70,000	\$ 80,000	_____	× .035 = _____	–	\$ 1,154.50 = _____	
\$ 80,000	\$ 150,000	_____	× .05525 = _____	–	\$ 2,775.00 = _____	
\$ 150,000	\$ 500,000	_____	× .0637 = _____	–	\$ 4,042.50 = _____	
\$ 500,000	and over	_____	× .0897 = _____	–	\$17,042.50 = _____	

- A Accounting Method **11**
 Address Label **12**
 Age, Exemption for **13**
 Alimony **14, 22, 26**
 Allocation—
 Business Income **31**
 Salary/Wages **31**
 Alternative Business Calculation
 Adjustment **26**
 Amended Returns **10**
 American Red Cross – NJ Fund **2, 29**
 Amount You Owe **29**
 Annuities **19**
 Archer MSAs **15, 26**
 Assembling Your Return **45**
 Awards, Prizes **14, 22**
- B Basis **30**
 Beneficiaries **10, 22**
 Blindness, Exemption for **13**
 Boys and Girls Clubs in New Jersey Fund
 2, 29
 Breast Cancer Research Fund **1, 29**
 Business Income **14, 18, 31**
- C Cafeteria Plans **15**
 Capital Gains and Losses **14, 18, 29**
 Capital Gains Distributions **18, 30**
 Cat and Dog Spay/Neuter Fund **2, 29**
 Child Support **15, 22, 26**
 Children's Trust Fund **1, 29**
 Civil Unions **12**
 Collection Fees **11**
 Common Mistakes **5**
 Community Food Pantry Fund **2, 29**
 Commuter Transportation Benefits **15**
 Credit From 2012 Return **27**
- D Deceased Taxpayers **9, 22**
 Dependents **13**
 Disability—
 Exemption for **13**
 Income **15, 19**
 Disability Insurance Contributions, Excess
 Withheld **28**
 Dividends **14, 18**
 Domestic Partnership **13**
 Domicile **3**
 Drug Abuse Education Fund **1, 29**
- E Early Retirement Benefits **19**
 Employee Business Expenses **16**
 Enclosures With NJ-1040NR **45**
 Endangered Wildlife Fund **1, 29**
 Estates and Trusts **10, 22**
 Estimated Tax **10, 27**
 Exemptions **13**
 Extension of Time to File **7**
- F Family Leave Insurance Benefits **15**
 Family Leave Insurance Contributions,
 Excess Withheld **28**
 Federal/State Tax Agreement **11**
 Filing Requirements **3**
 Filing Status **4, 12**
- Fiscal Year **7**
 401(K) Plans **20**
 Fraudulent Return **11**
- G Gains and Losses From Disposition
 of Property **14, 18, 29**
 Gambling Winnings **14, 18**
 General Rule Method **20**
 Girl Scouts Councils in New Jersey Fund
 3, 29
 Gubernatorial Elections Fund Check-Off **14**
- H Health Enterprise Zone Deduction **26**
 Home, Sale of **30**
 How to Pay **8**
- I Income—
 Defined **14**
 Exclusions **23, 30**
 Exempt **15**
 In Respect of Decedent **9, 22**
 New Jersey Source **14**
 Percentage **27**
 Installment Sales **30**
 Interest Income **14, 15, 17**
 Interest on Tax Due **11**
 IRA—
 Contributions **20, 25**
 Roth **21**
 Withdrawals **19, 20**
- K Keogh Plan **19, 25**
 Korean Veterans' Memorial Fund **1, 29**
- L Literacy Volunteers of America – New
 Jersey Fund **2, 29**
 Lottery Winnings **14, 15, 18**
 Lump-Sum Distributions **20**
 Lung Cancer Research Fund **2, 29**
- M Meals and Lodging **16**
 Medical Expenses **25, 26**
 Military Personnel (and Spouses) **6**
 Pensions, Military **15, 19**
 Moving Expenses **16**
 Mutual Funds, Reporting Dividends From **18**
- N New Jersey Veterans Haven Support Fund
 2, 29
 NJ-AIDS Services Fund **1, 29**
 NJ National Guard State Family Readiness
 Council Fund **2, 29**
 Nonresident, Defined **3**
- O Other Retirement Income Exclusion **24**
 Organ and Tissue Donor Awareness
 Education Fund **1, 29**
 Overpayment **9, 29**
- P Part-Year Residents/Nonresidents **3, 5**
 Partners and Partnerships—
 Income **10**
 Pension Income (NJK-1) **19**
 Share of Income **22, 32**
 Tax Paid on Your Behalf **28**
 Penalties—
 Early Withdrawal of Savings **17**
- On Tax Due **11**
 Underpayment of Estimated Tax **10, 27**
 Pennsylvania Residents **4**
 Pension Exclusion **23**
 Pensions **14, 15, 19**
 Postmark Date **7**
 Privacy Act Notification **11**
 Prizes, Awards **14, 22**
 Prostate Cancer Research Fund **2, 29**
- Q Qualified Conservation Contributions **26**
 Qualified Investment Fund **17**
- R Record Keeping **11**
 Refunds **9, 29**
 Rental Income **14, 18, 32**
 Residence Furnished by Employer **16, 23**
 Residency Period **12**
 Resident, Defined **3**
 Rollovers **20**
 Roth IRAs **21**
 Rounding Off to Whole Dollars **11**
 Royalties **14, 18, 32**
- S S Corporations **14, 22, 33**
 Sale of Home **30**
 Scholarships and Fellowships **14, 15, 23**
 Self-Employed Health Insurance
 Deduction **26**
 Sheltered Workshop Tax Credit **27**
 Sick Pay **15, 16**
 Signatures **11**
 Social Security Number **12, 27**
 Social Security Benefits—
 Exclusion for Persons Not Receiving **24**
 Taxability of **15**
 Statutory Employees **16**
 Students—
 Dependents Attending Colleges **13**
 Filing Requirements **3**
- T Tax—
 Preparers **11**
 Rate Schedules **43**
 Table **34**
 Withheld **27**
 Tax Assistance **Outside Back Cover**
 Taxpayers' Bill of Rights **4**
 Three-Year Rule Method **19**
 Trusts and Estates **10, 22**
 2014 NJ Special Olympics Home Team Fund
 3, 29
- U UI/WF/SWF, Excess Withheld **28**
 Unemployment Compensation **15**
 U.S.S. NJ Educational Museum Fund **1, 29**
- V Vietnam Veterans' Memorial Fund **1, 29**
- W Wage and Tax Statement (W-2) **16**
 Wages **15**
 When to File **7**
 Where to Send Your Return **9**
 Which Form to File **3**
 Who Must File **3**
 World Trade Center Scholarship Fund **2, 29**

Assembling Your Return

Be sure to check the following before mailing your completed return:

- ◆ **Check** your math.
- ◆ **Sign and date your return.** Both spouses/civil union partners must sign a joint return.
- ◆ **Enclose** all supporting documents and schedules with the return including:
 - W-2(s)
 - 1099-R(s) and 1099-MISC(s) that indicate NJ withholdings
 - If applicable, New Jersey Form(s): Schedules NJ-BUS-1 and NJ-BUS-2, NJ-630, NJ-1040-SC, NJ-2210, NJ-2440, NJ-2450, GIT-317, NJ-NR-A, Schedule NJK-1 (or copy of Federal Schedule K-1, Form 1065), Schedule NJ-K-1 (or copy of Federal Schedule K-1, Form 1120S), Schedule NJK-1, Form NJ-1041 (or copy of Federal Schedule K-1, Form 1041)
 - Statement of residency (Pennsylvania residents)
 - Statement explaining how your wages are exempt under the Military Spouses Residency Relief Act along with a copy of your spousal military identification card (certain nonmilitary spouses of military personnel)
 - Proof of age and/or disability the first time you claim the exemption(s) on your return
 - Copy of your New Jersey Certificate of Domestic Partnership the first time you claim the exemption on your return
 - If applicable, death certificate of a deceased taxpayer
 - If applicable, copy of Federal Form(s):

Schedule B for interest over \$1,500	Form 4868 for filing under a Federal extension
Schedule C, C-EZ, or F for business income	Form 8283 for Qualified Conservation Contributions
Form 2106 for employee business expenses	Form 8853 for Archer MSA contributions
Form 3903 for moving expenses	
- ◆ **Balance due.** Complete the Payment Voucher, Form NJ-1040NR-V, and return it with your payment if paying by check or money order. Write your social security number on your check or money order. If you pay your taxes by check or money order, enter the amount of your payment in the boxes above Line 14 on the front of the return. If paying by e-check or credit card, do not include the payment voucher, and do not enter the amount of your payment on the front of the return.
- ◆ **Use the return envelope** to mail Form NJ-1040NR with related enclosures, payment voucher, and check or money order. **Send only one return per envelope.**
- ◆ **Changes or mistakes** to your original return may be corrected by filing an amended return. See page 10.
- ◆ **Keep a copy** of your return and all supporting documents or schedules.

When You Need Information

by phone...

Call our Automated Tax Information System 1-800-323-4400 — (within NJ, NY, PA, DE, and MD) or **609-826-4400**. Touch-tone phones only.

- ◆ Listen to recorded tax information on many topics.
- ◆ Order certain forms and publications through our automated message system.

Contact our Customer Service Center

609-292-6400 — Speak directly to a Division of Taxation representative for tax information and assistance, 8:30 a.m. to 4:30 p.m., Monday through Friday (except holidays).

Text Telephone Service (TTY/TDD) for Hard-of-Hearing Users

1-800-286-6613 — (toll-free within NJ, NY, PA, DE, and MD) or **609-984-7300**. These numbers are accessible *only* from TTY devices.

- ◆ Submit a text message on any New Jersey tax matter.
- ◆ Receive a reply through NJ Relay Services (711).

online...

Visit the New Jersey Division of Taxation Home Page

Many State tax forms and publications are available on our website. Access the Division's home page at: www.state.nj.us/treasury/taxation/

You can also reach us by email with general State tax questions at: nj.taxation@treas.state.nj.us

Do not include confidential information such as social security or Federal tax identification numbers, liability or payment amounts, dates of birth, or bank account numbers in your email.

Subscribe to *NJ Tax E-News*, the Division of Taxation's online information service, at: www.state.nj.us/treasury/taxation/listservservice.shtml

in person...

Visit a New Jersey Division of Taxation Regional Office

Regional offices provide individual assistance at various locations throughout the State. Call the Automated Tax Information System or visit our home page for the address of the regional office nearest you.

To Get Forms...

- ◆ Call New Jersey's Forms Request System at 1-800-323-4400 (within NJ, NY, PA, DE, and MD) or 609-826-4400. Touch-tone phones only.
- ◆ Visit our website at: www.state.nj.us/treasury/taxation/forms.shtml
- ◆ Dial NJ TaxFax at 609-826-4500 from your fax machine's phone. NJ TaxFax makes State tax forms available to fax machine users 24 hours a day, 7 days a week. Once connected to NJ TaxFax, simply enter the form number of the desired form. It will be faxed to you within seconds.
- ◆ Write to:

NJ DIVISION OF TAXATION
TAXPAYER FORMS SERVICES
PO BOX 269
TRENTON NJ 08695-0269

Who Can Help...

In addition to assistance provided by the Division, other free tax assistance is available for senior citizens, disabled, non-English speaking, and low-income people. Trained volunteers in the VITA (Volunteer Income Tax Assistance) and TCE (Tax Counseling for the Elderly) Programs are available to help prepare both Federal and State returns at locations throughout New Jersey.

For the location nearest you, contact the Division's Customer Service Center at 609-292-6400 or the Internal Revenue Service.

*Part I - Disposition of Property - continued***Line 60 - Net Gains**

Enter on Line 60 the total of the amounts listed on Line 57, Column f and Lines 58 and 59, netting gains with losses. If the netted amount is a loss, enter "0." Also enter this amount on Line 18, Column A. On Line 18, Column B, enter that portion of this amount which is derived from New Jersey sources.

Part II - Allocation of Wage and Salary Income

Part II must be completed by nonresidents who have wage/salary income earned partly inside and partly outside New Jersey who cannot readily determine the amount of wage/salary income from New Jersey.

Do not use Part II if your wage/salary income is based on volume (the amount of sales or amount of business transacted). Instead, see the instructions for Line 14, Column B, on page 16.

Line 61 - Amount to be Allocated

Enter on Line 61 the amount reported at Line 14, Column A, which was

earned partly inside and partly outside New Jersey.

Line 62 - Total Days

Full-year nonresidents, enter 365 (366 for leap years) on Line 62. Part-year nonresidents, see page 5.

Line 63 - Nonworking Days

Enter on Line 63 the total number of nonworking days (Saturdays, Sundays, holidays, sick leave, vacation, etc.) during the taxable year covered by this return.

Line 64 - Total Days Worked

Subtract Line 63 from Line 62 and enter the result on Line 64. This is the total number of days worked during the taxable year covered by this return.

Line 65 - Days Worked Outside New Jersey

Enter on Line 65 the number of days worked outside of New Jersey during the taxable year covered by this return.

Line 66 - Days Worked in New Jersey

Subtract Line 65 from Line 64 and enter the result on Line 66. This is the number

of days you worked in New Jersey during the taxable year covered by this return.

Line 67 - Allocation Factor

Divide Line 66 by Line 64. The result will be a decimal. Multiply Line 61 by the decimal and include this amount on Line 14, Column B.

Part III - Allocation of Business Income to New Jersey

Part III must be used by nonresident taxpayers who are required to complete and enclose a Gross Income Tax Business Allocation Schedule (Form NJ-NR-A). This schedule is completed by nonresident individuals, partnerships, estates, and trusts carrying on business both inside and outside New Jersey.

2012 Schedule NJ-BUS-1**Schedule NJ-BUS-1 Business Income Summary Schedule****Part I - Net Profits From Business**

Use Part I to report the net profits or loss from every business, trade, or profession in which you were engaged. If the spaces provided are not sufficient, enclose a statement with the return listing any additional businesses and the related profit or loss along with Schedule NJ-BUS-1.

To determine your New Jersey profit or loss, first complete a Federal Schedule C (or Schedule C-EZ or F) for each business. Use the same accounting method (cash or accrual) that you used for Federal income tax purposes.

To comply with New Jersey income tax law you must make the following adjustments to your Federal Schedule C (or C-EZ or F):

1. Add any amount you deducted for taxes based on income.
2. Subtract interest you reported on Federal Schedule C (or C-EZ or F) which is exempt for New Jersey purposes but taxable for Federal purposes.
3. Add interest not reported on Federal Schedule C (or C-EZ or F) from states or political subdivisions outside of New Jersey which is exempt for Federal purposes.
4. Deduct the remaining 50% of meal and entertainment expenses (that were disallowed on the Federal return).
5. Deduct your qualified contributions to a self-employed 401(k) plan. Contributions to a plan in excess of the Federal limits, which are not an allowable deduction for Federal tax purposes, are also not deductible for New Jersey purposes.
6. Add interest and dividends derived in the conduct of a trade or business.
7. Add or subtract income or losses derived in the conduct of a trade or business from rentals, royalties, patents, or copyrights.
8. Add or subtract gains or losses from the sale, exchange, or other disposition of the trade or business's property.
9. Add or subtract the net adjustment from the Gross Income Tax

Schedule NJ-BUS-1 - continued

Depreciation Adjustment Worksheet GIT-DEP, Part 1, line 7. Be sure to retain the completed worksheet for your records.

10. Subtract the New Jersey allowable IRC Section 199 deduction, which must be calculated on Form 501-GIT, Domestic Production Activities Deduction.

Sole proprietors engaged in providing “primary care” medical and/or dental services at a qualified practice located in or within five miles of a designated Health Enterprise Zone (HEZ) may qualify for a deduction on Line 34. For information on eligibility requirements and how to calculate the HEZ deduction, see Division Technical Bulletin TB-56.

Anyone engaged in a business, trade, profession, or occupation in New Jersey must register with the State for tax purposes by filing a Business Registration Application, Form NJ-REG. Form NJ-REG may be filed online through the Division of Revenue’s NJ Business Gateway Services at: www.state.nj.us/treasury/revenue/.

Lines 1-3

Business Name. Enter the name of each business as listed on Federal Schedule C (or C-EZ or F).

Social Security Number/Federal EIN. Enter the social security number or Federal employer identification number of each business.

Profit or (Loss). Enter the profit or (loss) for each business as adjusted for New Jersey purposes.

Line 4

Add the amounts in the “Profit or (Loss)” column and enter the total on Line 4, netting profits with losses. Enter this amount on Line 17, Column A, Form NJ-1040NR. **If the netted amount is a loss**, enter “0” on Line 17, Column A. On Line 17, Column B, enter that portion of this amount which is derived from New Jersey sources.

Part II - Net Gains or Income From Rents, Royalties, Patents, and Copyrights

Your portion of net gains or losses derived from rents, royalties, patents, and copyrights from property owned by a sole proprietorship, partnership, an estate or trust or, in general, an S corporation is reportable as net profits from business in Part I, distributive share of partnership income in Part III, net pro rata share of S corporation income in Part IV, or income from estates and trusts on Line 25, Form NJ-1040NR. For information regarding grantor trusts see the reporting instructions for Line 25 on page 22.

Use Part II to report all other net gains or income less net losses from rents, royalties, patents, and copyrights. If the spaces provided are not sufficient, enclose a statement with the return listing any additional property and income or loss along with Schedule NJ-BUS-1.

New Jersey income tax law has uncoupled from certain changes in Federal depreciation and expense deduction limits. A New Jersey depreciation adjustment may be required for assets placed in service on or after January 1, 2004. Complete the Gross Income Tax Depreciation Adjustment Worksheet GIT-DEP to calculate the adjustment.

The New Jersey allowable IRC Section 199 deduction must be calculated on Form 501-GIT, Domestic Production Activities Deduction. The result should be taken into consideration in calculating the net gain, income, or loss resulting from the rental of applicable property.

The Gross Income Tax Act does not distinguish between active and passive losses, nor does it authorize carryback or carryforward of such losses when reporting income on Form NJ-1040NR. Thus, you may deduct Federal passive losses in full in the year incurred against any gain within the **same category** of income.

Lines 1-3

Source of Income or Loss. Enter the property name or description. If the property is rental real estate, enter the physical address of the property.

Social Security Number/Federal EIN. Enter the social security number or Federal employer identification number for each income source.

Type. Enter the number that corresponds with the type of property. For example, if you received royalty income, enter “2.”

Income or (Loss). Enter the gain or (loss) for each type of property. For rentals, in listing the income or loss for each rental property as determined on your Federal Schedule E, the New Jersey adjustments from the Gross Income Tax Depreciation Adjustment Worksheet GIT-DEP, Part 1, lines 4 and 5 must be taken into consideration. Be sure to retain the completed worksheet for your records.

Line 4

Add the amounts in the “Income or (Loss)” column and enter the total on Line 4, netting gains with losses. Enter this amount on Line 19, Column A, Form NJ-1040NR. **If the netted amount is a loss**, enter “0” on Line 19, Column A. On Line 19, Column B, enter that portion of this amount which is derived from New Jersey sources.

Part III - Distributive Share of Partnership Income

Use Part III to report your share of income or loss derived from partnership(s), whether or not the income was actually distributed. If the spaces provided are not sufficient, enclose a statement with the return listing any additional partnerships and the related income or loss along with Schedule NJ-BUS-1.

For detailed information regarding reporting partnership income or loss, including adjustments to the amount reported in Part III, see Tax Topic Bulletin GIT-9P, *Income From Partnerships*.

Lines 1-3

Partnership Name. Enter the name of each partnership as listed on Schedule NJK-1 (or Federal Schedule K-1).

Federal EIN. Enter the Federal employer identification number of each partnership.

Share of Partnership Income or (Loss). Enter your share of income or (loss) as

continued

Schedule NJ-BUS-1 - continued

reported to you by each partnership on Schedule NJK-1. The appropriate amount to enter appears on the schedule in column A of the line labeled "Distributive Share of Partnership Income."

If the partnership had no income from New Jersey sources and you did not receive a Schedule NJK-1, you must enclose a copy of the Federal Schedule K-1 and complete Reconciliation Worksheet A contained in Tax Topic Bulletin GIT-9P, *Income From Partnerships* but only if you had income from other New Jersey sources during the year. Be sure to retain the completed worksheet for your records.

Line 4

Add the amounts in the "Share of Partnership Income or (Loss)" column and enter the total on Line 4, netting income with losses. Enter this amount on Line 22, Column A, Form NJ-1040NR. **If the netted amount is a loss**, enter "0" on Line 22, Column A. On Line 22, Column B, enter that portion of this amount which is derived from New Jersey sources.

Part IV - Net Pro Rata Share of S Corporation Income

Use Part IV to report the amount of your net pro rata share of S corporation income or loss, whether or not the income was actually distributed. If the spaces provided are not sufficient, enclose a statement with the return listing any additional S corporations and the related income or loss along with Schedule NJ-BUS-1.

For detailed information regarding the reporting of S corporation income, see Tax Topic Bulletin GIT-9S, *Income From S Corporations*.

Lines 1-3

S Corporation Name. Enter the name of each S corporation as listed on Schedule NJ-K-1 (or Federal Schedule K-1).

Federal EIN. Enter the Federal employer identification number of each S corporation.

Pro Rata Share of S Corporation Income or (Loss). Enter your share of

each S corporation's income or (loss) as reported to you by the S corporation(s) on Schedule NJ-K-1.

If you did not receive a Schedule NJ-K-1, you must enclose a copy of the Federal Schedule K-1 and complete Reconciliation Worksheet B contained in Tax Topic Bulletin GIT-9S, *Income From S Corporations*. Be sure to retain the completed worksheet for your records.

Line 4

Add the amounts in the "Pro Rata Share of S Corporation Income or (Loss)" column and enter the total on Line 4, netting income with losses. Enter this amount on Line 23, Column A, Form NJ-1040NR. **If the netted amount is a loss**, enter "0" on Line 23, Column A. On Line 23, Column B, enter that portion of this amount which is derived from New Jersey sources.

2012 New Jersey Tax Table

Use this table if your New Jersey taxable income on Line 37 is less than \$100,000. If your taxable income is \$100,000 or more, you must use the Tax Rate Schedules on page 43 of this booklet.

Example: Mr. and Mrs. Evans are filing a joint return. They checked filing status “2,” married/ CU couple, filing joint return. Their taxable income on Line 37 of Form NJ-1040NR is \$39,875. First they find the \$39,850–\$39,900 income line. Next, they find the column for filing status “2” and read down the column. The amount shown where the income line meets the filing status column is \$628. This is the tax amount to be entered on Line 38 of Form NJ-1040NR.

If Line 37 (taxable income) Is—		And Your Filing Status* Is	
At least	But Less Than	1 or 3	2, 4, or 5
Your Tax is—			
39,800	39,850	711	627
39,850	39,900	713	628
39,900	39,950	715	629
39,950	40,000	717	630

***Filing Status:**

- 1—Single
- 2—Married/CU couple, filing joint return
- 3—Married/CU partner, filing separate return
- 4—Head of household
- 5—Qualifying widow(er)/surviving CU partner

2012 NEW JERSEY TAX TABLE (NJ-1040NR)

If Line 37 (New Jersey Taxable Income) Is —		And You Checked Filing Status Line —		If Line 37 (New Jersey Taxable Income) Is —		And You Checked Filing Status Line —		If Line 37 (New Jersey Taxable Income) Is —		And You Checked Filing Status Line —		If Line 37 (New Jersey Taxable Income) Is —		And You Checked Filing Status Line —	
At Least	But Less Than	1 or 3	2, 4, or 5	At Least	But Less Than	1 or 3	2, 4, or 5	At Least	But Less Than	1 or 3	2, 4, or 5	At Least	But Less Than	1 or 3	2, 4, or 5
Your Tax Is—		Your Tax Is—		Your Tax Is—		Your Tax Is—		Your Tax Is—		Your Tax Is—		Your Tax Is—		Your Tax Is—	
				1,000				2,000				3,000			
0	50	0	0	1,000	1,050	14	14	2,000	2,050	28	28	3,000	3,050	42	42
50	100	1	1	1,050	1,100	15	15	2,050	2,100	29	29	3,050	3,100	43	43
100	150	2	2	1,100	1,150	16	16	2,100	2,150	30	30	3,100	3,150	44	44
150	200	2	2	1,150	1,200	16	16	2,150	2,200	30	30	3,150	3,200	44	44
200	250	3	3	1,200	1,250	17	17	2,200	2,250	31	31	3,200	3,250	45	45
250	300	4	4	1,250	1,300	18	18	2,250	2,300	32	32	3,250	3,300	46	46
300	350	5	5	1,300	1,350	19	19	2,300	2,350	33	33	3,300	3,350	47	47
350	400	5	5	1,350	1,400	19	19	2,350	2,400	33	33	3,350	3,400	47	47
400	450	6	6	1,400	1,450	20	20	2,400	2,450	34	34	3,400	3,450	48	48
450	500	7	7	1,450	1,500	21	21	2,450	2,500	35	35	3,450	3,500	49	49
500	550	7	7	1,500	1,550	21	21	2,500	2,550	35	35	3,500	3,550	49	49
550	600	8	8	1,550	1,600	22	22	2,550	2,600	36	36	3,550	3,600	50	50
600	650	9	9	1,600	1,650	23	23	2,600	2,650	37	37	3,600	3,650	51	51
650	700	9	9	1,650	1,700	23	23	2,650	2,700	37	37	3,650	3,700	51	51
700	750	10	10	1,700	1,750	24	24	2,700	2,750	38	38	3,700	3,750	52	52
750	800	11	11	1,750	1,800	25	25	2,750	2,800	39	39	3,750	3,800	53	53
800	850	12	12	1,800	1,850	26	26	2,800	2,850	40	40	3,800	3,850	54	54
850	900	12	12	1,850	1,900	26	26	2,850	2,900	40	40	3,850	3,900	54	54
900	950	13	13	1,900	1,950	27	27	2,900	2,950	41	41	3,900	3,950	55	55
950	1,000	14	14	1,950	2,000	28	28	2,950	3,000	42	42	3,950	4,000	56	56

2012 NEW JERSEY TAX TABLE (NJ-1040NR) – Continued

If Line 37 (New Jersey Taxable Income) Is —		And You Checked Filing Status Line —		If Line 37 (New Jersey Taxable Income) Is —		And You Checked Filing Status Line —		If Line 37 (New Jersey Taxable Income) Is —		And You Checked Filing Status Line —		If Line 37 (New Jersey Taxable Income) Is —		And You Checked Filing Status Line —	
At Least	But Less Than	1 or 3	2, 4, or 5	At Least	But Less Than	1 or 3	2, 4, or 5	At Least	But Less Than	1 or 3	2, 4, or 5	At Least	But Less Than	1 or 3	2, 4, or 5
		Your Tax Is—				Your Tax Is—				Your Tax Is—				Your Tax Is—	
4,000				7,000				10,000				13,000			
4,000	4,050	56	56	7,000	7,050	98	98	10,000	10,050	140	140	13,000	13,050	182	182
4,050	4,100	57	57	7,050	7,100	99	99	10,050	10,100	141	141	13,050	13,100	183	183
4,100	4,150	58	58	7,100	7,150	100	100	10,100	10,150	142	142	13,100	13,150	184	184
4,150	4,200	58	58	7,150	7,200	100	100	10,150	10,200	142	142	13,150	13,200	184	184
4,200	4,250	59	59	7,200	7,250	101	101	10,200	10,250	143	143	13,200	13,250	185	185
4,250	4,300	60	60	7,250	7,300	102	102	10,250	10,300	144	144	13,250	13,300	186	186
4,300	4,350	61	61	7,300	7,350	103	103	10,300	10,350	145	145	13,300	13,350	187	187
4,350	4,400	61	61	7,350	7,400	103	103	10,350	10,400	145	145	13,350	13,400	187	187
4,400	4,450	62	62	7,400	7,450	104	104	10,400	10,450	146	146	13,400	13,450	188	188
4,450	4,500	63	63	7,450	7,500	105	105	10,450	10,500	147	147	13,450	13,500	189	189
4,500	4,550	63	63	7,500	7,550	105	105	10,500	10,550	147	147	13,500	13,550	189	189
4,550	4,600	64	64	7,550	7,600	106	106	10,550	10,600	148	148	13,550	13,600	190	190
4,600	4,650	65	65	7,600	7,650	107	107	10,600	10,650	149	149	13,600	13,650	191	191
4,650	4,700	65	65	7,650	7,700	107	107	10,650	10,700	149	149	13,650	13,700	191	191
4,700	4,750	66	66	7,700	7,750	108	108	10,700	10,750	150	150	13,700	13,750	192	192
4,750	4,800	67	67	7,750	7,800	109	109	10,750	10,800	151	151	13,750	13,800	193	193
4,800	4,850	68	68	7,800	7,850	110	110	10,800	10,850	152	152	13,800	13,850	194	194
4,850	4,900	68	68	7,850	7,900	110	110	10,850	10,900	152	152	13,850	13,900	194	194
4,900	4,950	69	69	7,900	7,950	111	111	10,900	10,950	153	153	13,900	13,950	195	195
4,950	5,000	70	70	7,950	8,000	112	112	10,950	11,000	154	154	13,950	14,000	196	196
5,000				8,000				11,000				14,000			
5,000	5,050	70	70	8,000	8,050	112	112	11,000	11,050	154	154	14,000	14,050	196	196
5,050	5,100	71	71	8,050	8,100	113	113	11,050	11,100	155	155	14,050	14,100	197	197
5,100	5,150	72	72	8,100	8,150	114	114	11,100	11,150	156	156	14,100	14,150	198	198
5,150	5,200	72	72	8,150	8,200	114	114	11,150	11,200	156	156	14,150	14,200	198	198
5,200	5,250	73	73	8,200	8,250	115	115	11,200	11,250	157	157	14,200	14,250	199	199
5,250	5,300	74	74	8,250	8,300	116	116	11,250	11,300	158	158	14,250	14,300	200	200
5,300	5,350	75	75	8,300	8,350	117	117	11,300	11,350	159	159	14,300	14,350	201	201
5,350	5,400	75	75	8,350	8,400	117	117	11,350	11,400	159	159	14,350	14,400	201	201
5,400	5,450	76	76	8,400	8,450	118	118	11,400	11,450	160	160	14,400	14,450	202	202
5,450	5,500	77	77	8,450	8,500	119	119	11,450	11,500	161	161	14,450	14,500	203	203
5,500	5,550	77	77	8,500	8,550	119	119	11,500	11,550	161	161	14,500	14,550	203	203
5,550	5,600	78	78	8,550	8,600	120	120	11,550	11,600	162	162	14,550	14,600	204	204
5,600	5,650	79	79	8,600	8,650	121	121	11,600	11,650	163	163	14,600	14,650	205	205
5,650	5,700	79	79	8,650	8,700	121	121	11,650	11,700	163	163	14,650	14,700	205	205
5,700	5,750	80	80	8,700	8,750	122	122	11,700	11,750	164	164	14,700	14,750	206	206
5,750	5,800	81	81	8,750	8,800	123	123	11,750	11,800	165	165	14,750	14,800	207	207
5,800	5,850	82	82	8,800	8,850	124	124	11,800	11,850	166	166	14,800	14,850	208	208
5,850	5,900	82	82	8,850	8,900	124	124	11,850	11,900	166	166	14,850	14,900	208	208
5,900	5,950	83	83	8,900	8,950	125	125	11,900	11,950	167	167	14,900	14,950	209	209
5,950	6,000	84	84	8,950	9,000	126	126	11,950	12,000	168	168	14,950	15,000	210	210
6,000				9,000				12,000				15,000			
6,000	6,050	84	84	9,000	9,050	126	126	12,000	12,050	168	168	15,000	15,050	210	210
6,050	6,100	85	85	9,050	9,100	127	127	12,050	12,100	169	169	15,050	15,100	211	211
6,100	6,150	86	86	9,100	9,150	128	128	12,100	12,150	170	170	15,100	15,150	212	212
6,150	6,200	86	86	9,150	9,200	128	128	12,150	12,200	170	170	15,150	15,200	212	212
6,200	6,250	87	87	9,200	9,250	129	129	12,200	12,250	171	171	15,200	15,250	213	213
6,250	6,300	88	88	9,250	9,300	130	130	12,250	12,300	172	172	15,250	15,300	214	214
6,300	6,350	89	89	9,300	9,350	131	131	12,300	12,350	173	173	15,300	15,350	215	215
6,350	6,400	89	89	9,350	9,400	131	131	12,350	12,400	173	173	15,350	15,400	215	215
6,400	6,450	90	90	9,400	9,450	132	132	12,400	12,450	174	174	15,400	15,450	216	216
6,450	6,500	91	91	9,450	9,500	133	133	12,450	12,500	175	175	15,450	15,500	217	217
6,500	6,550	91	91	9,500	9,550	133	133	12,500	12,550	175	175	15,500	15,550	217	217
6,550	6,600	92	92	9,550	9,600	134	134	12,550	12,600	176	176	15,550	15,600	218	218
6,600	6,650	93	93	9,600	9,650	135	135	12,600	12,650	177	177	15,600	15,650	219	219
6,650	6,700	93	93	9,650	9,700	135	135	12,650	12,700	177	177	15,650	15,700	219	219
6,700	6,750	94	94	9,700	9,750	136	136	12,700	12,750	178	178	15,700	15,750	220	220
6,750	6,800	95	95	9,750	9,800	137	137	12,750	12,800	179	179	15,750	15,800	221	221
6,800	6,850	96	96	9,800	9,850	138	138	12,800	12,850	180	180	15,800	15,850	222	222
6,850	6,900	96	96	9,850	9,900	138	138	12,850	12,900	180	180	15,850	15,900	222	222
6,900	6,950	97	97	9,900	9,950	139	139	12,900	12,950	181	181	15,900	15,950	223	223
6,950	7,000	98	98	9,950	10,000	140	140	12,950	13,000	182	182	15,950	16,000	224	224

2012 NEW JERSEY TAX TABLE (NJ-1040NR) – Continued

If Line 37 (New Jersey Taxable Income) Is —		And You Checked Filing Status Line —		If Line 37 (New Jersey Taxable Income) Is —		And You Checked Filing Status Line —		If Line 37 (New Jersey Taxable Income) Is —		And You Checked Filing Status Line —		If Line 37 (New Jersey Taxable Income) Is —		And You Checked Filing Status Line —	
At Least	But Less Than	1 or 3	2, 4, or 5	At Least	But Less Than	1 or 3	2, 4, or 5	At Least	But Less Than	1 or 3	2, 4, or 5	At Least	But Less Than	1 or 3	2, 4, or 5
		Your Tax Is—				Your Tax Is—				Your Tax Is—				Your Tax Is—	
16,000				19,000				22,000				25,000			
16,000	16,050	224	224	19,000	19,050	266	266	22,000	22,050	315	315	25,000	25,050	368	368
16,050	16,100	225	225	19,050	19,100	267	267	22,050	22,100	316	316	25,050	25,100	369	369
16,100	16,150	226	226	19,100	19,150	268	268	22,100	22,150	317	317	25,100	25,150	370	370
16,150	16,200	226	226	19,150	19,200	268	268	22,150	22,200	318	318	25,150	25,200	371	371
16,200	16,250	227	227	19,200	19,250	269	269	22,200	22,250	319	319	25,200	25,250	371	371
16,250	16,300	228	228	19,250	19,300	270	270	22,250	22,300	320	320	25,250	25,300	372	372
16,300	16,350	229	229	19,300	19,350	271	271	22,300	22,350	321	321	25,300	25,350	373	373
16,350	16,400	229	229	19,350	19,400	271	271	22,350	22,400	322	322	25,350	25,400	374	374
16,400	16,450	230	230	19,400	19,450	272	272	22,400	22,450	322	322	25,400	25,450	375	375
16,450	16,500	231	231	19,450	19,500	273	273	22,450	22,500	323	323	25,450	25,500	376	376
16,500	16,550	231	231	19,500	19,550	273	273	22,500	22,550	324	324	25,500	25,550	377	377
16,550	16,600	232	232	19,550	19,600	274	274	22,550	22,600	325	325	25,550	25,600	378	378
16,600	16,650	233	233	19,600	19,650	275	275	22,600	22,650	326	326	25,600	25,650	378	378
16,650	16,700	233	233	19,650	19,700	275	275	22,650	22,700	327	327	25,650	25,700	379	379
16,700	16,750	234	234	19,700	19,750	276	276	22,700	22,750	328	328	25,700	25,750	380	380
16,750	16,800	235	235	19,750	19,800	277	277	22,750	22,800	329	329	25,750	25,800	381	381
16,800	16,850	236	236	19,800	19,850	278	278	22,800	22,850	329	329	25,800	25,850	382	382
16,850	16,900	236	236	19,850	19,900	278	278	22,850	22,900	330	330	25,850	25,900	383	383
16,900	16,950	237	237	19,900	19,950	279	279	22,900	22,950	331	331	25,900	25,950	384	384
16,950	17,000	238	238	19,950	20,000	280	280	22,950	23,000	332	332	25,950	26,000	385	385
17,000				20,000				23,000				26,000			
17,000	17,050	238	238	20,000	20,050	280	280	23,000	23,050	333	333	26,000	26,050	385	385
17,050	17,100	239	239	20,050	20,100	281	281	23,050	23,100	334	334	26,050	26,100	386	386
17,100	17,150	240	240	20,100	20,150	282	282	23,100	23,150	335	335	26,100	26,150	387	387
17,150	17,200	240	240	20,150	20,200	283	283	23,150	23,200	336	336	26,150	26,200	388	388
17,200	17,250	241	241	20,200	20,250	284	284	23,200	23,250	336	336	26,200	26,250	389	389
17,250	17,300	242	242	20,250	20,300	285	285	23,250	23,300	337	337	26,250	26,300	390	390
17,300	17,350	243	243	20,300	20,350	286	286	23,300	23,350	338	338	26,300	26,350	391	391
17,350	17,400	243	243	20,350	20,400	287	287	23,350	23,400	339	339	26,350	26,400	392	392
17,400	17,450	244	244	20,400	20,450	287	287	23,400	23,450	340	340	26,400	26,450	392	392
17,450	17,500	245	245	20,450	20,500	288	288	23,450	23,500	341	341	26,450	26,500	393	393
17,500	17,550	245	245	20,500	20,550	289	289	23,500	23,550	342	342	26,500	26,550	394	394
17,550	17,600	246	246	20,550	20,600	290	290	23,550	23,600	343	343	26,550	26,600	395	395
17,600	17,650	247	247	20,600	20,650	291	291	23,600	23,650	343	343	26,600	26,650	396	396
17,650	17,700	247	247	20,650	20,700	292	292	23,650	23,700	344	344	26,650	26,700	397	397
17,700	17,750	248	248	20,700	20,750	293	293	23,700	23,750	345	345	26,700	26,750	398	398
17,750	17,800	249	249	20,750	20,800	294	294	23,750	23,800	346	346	26,750	26,800	399	399
17,800	17,850	250	250	20,800	20,850	294	294	23,800	23,850	347	347	26,800	26,850	399	399
17,850	17,900	250	250	20,850	20,900	295	295	23,850	23,900	348	348	26,850	26,900	400	400
17,900	17,950	251	251	20,900	20,950	296	296	23,900	23,950	349	349	26,900	26,950	401	401
17,950	18,000	252	252	20,950	21,000	297	297	23,950	24,000	350	350	26,950	27,000	402	402
18,000				21,000				24,000				27,000			
18,000	18,050	252	252	21,000	21,050	298	298	24,000	24,050	350	350	27,000	27,050	403	403
18,050	18,100	253	253	21,050	21,100	299	299	24,050	24,100	351	351	27,050	27,100	404	404
18,100	18,150	254	254	21,100	21,150	300	300	24,100	24,150	352	352	27,100	27,150	405	405
18,150	18,200	254	254	21,150	21,200	301	301	24,150	24,200	353	353	27,150	27,200	406	406
18,200	18,250	255	255	21,200	21,250	301	301	24,200	24,250	354	354	27,200	27,250	406	406
18,250	18,300	256	256	21,250	21,300	302	302	24,250	24,300	355	355	27,250	27,300	407	407
18,300	18,350	257	257	21,300	21,350	303	303	24,300	24,350	356	356	27,300	27,350	408	408
18,350	18,400	257	257	21,350	21,400	304	304	24,350	24,400	357	357	27,350	27,400	409	409
18,400	18,450	258	258	21,400	21,450	305	305	24,400	24,450	357	357	27,400	27,450	410	410
18,450	18,500	259	259	21,450	21,500	306	306	24,450	24,500	358	358	27,450	27,500	411	411
18,500	18,550	259	259	21,500	21,550	307	307	24,500	24,550	359	359	27,500	27,550	412	412
18,550	18,600	260	260	21,550	21,600	308	308	24,550	24,600	360	360	27,550	27,600	413	413
18,600	18,650	261	261	21,600	21,650	308	308	24,600	24,650	361	361	27,600	27,650	413	413
18,650	18,700	261	261	21,650	21,700	309	309	24,650	24,700	362	362	27,650	27,700	414	414
18,700	18,750	262	262	21,700	21,750	310	310	24,700	24,750	363	363	27,700	27,750	415	415
18,750	18,800	263	263	21,750	21,800	311	311	24,750	24,800	364	364	27,750	27,800	416	416
18,800	18,850	264	264	21,800	21,850	312	312	24,800	24,850	364	364	27,800	27,850	417	417
18,850	18,900	264	264	21,850	21,900	313	313	24,850	24,900	365	365	27,850	27,900	418	418
18,900	18,950	265	265	21,900	21,950	314	314	24,900	24,950	366	366	27,900	27,950	419	419
18,950	19,000	266	266	21,950	22,000	315	315	24,950	25,000	367	367	27,950	28,000	420	420

2012 NEW JERSEY TAX TABLE (NJ-1040NR) – Continued

If Line 37 (New Jersey Taxable Income) Is —		And You Checked Filing Status Line —		If Line 37 (New Jersey Taxable Income) Is —		And You Checked Filing Status Line —		If Line 37 (New Jersey Taxable Income) Is —		And You Checked Filing Status Line —		If Line 37 (New Jersey Taxable Income) Is —		And You Checked Filing Status Line —	
At Least	But Less Than	1 or 3	2, 4, or 5	At Least	But Less Than	1 or 3	2, 4, or 5	At Least	But Less Than	1 or 3	2, 4, or 5	At Least	But Less Than	1 or 3	2, 4, or 5
		Your Tax Is—				Your Tax Is—				Your Tax Is—				Your Tax Is—	
28,000				31,000				34,000				37,000			
28,000	28,050	420	420	31,000	31,050	473	473	34,000	34,050	525	525	37,000	37,050	613	578
28,050	28,100	421	421	31,050	31,100	474	474	34,050	34,100	526	526	37,050	37,100	615	579
28,100	28,150	422	422	31,100	31,150	475	475	34,100	34,150	527	527	37,100	37,150	617	580
28,150	28,200	423	423	31,150	31,200	476	476	34,150	34,200	528	528	37,150	37,200	619	581
28,200	28,250	424	424	31,200	31,250	476	476	34,200	34,250	529	529	37,200	37,250	620	581
28,250	28,300	425	425	31,250	31,300	477	477	34,250	34,300	530	530	37,250	37,300	622	582
28,300	28,350	426	426	31,300	31,350	478	478	34,300	34,350	531	531	37,300	37,350	624	583
28,350	28,400	427	427	31,350	31,400	479	479	34,350	34,400	532	532	37,350	37,400	626	584
28,400	28,450	427	427	31,400	31,450	480	480	34,400	34,450	532	532	37,400	37,450	627	585
28,450	28,500	428	428	31,450	31,500	481	481	34,450	34,500	533	533	37,450	37,500	629	586
28,500	28,550	429	429	31,500	31,550	482	482	34,500	34,550	534	534	37,500	37,550	631	587
28,550	28,600	430	430	31,550	31,600	483	483	34,550	34,600	535	535	37,550	37,600	633	588
28,600	28,650	431	431	31,600	31,650	483	483	34,600	34,650	536	536	37,600	37,650	634	588
28,650	28,700	432	432	31,650	31,700	484	484	34,650	34,700	537	537	37,650	37,700	636	589
28,700	28,750	433	433	31,700	31,750	485	485	34,700	34,750	538	538	37,700	37,750	638	590
28,750	28,800	434	434	31,750	31,800	486	486	34,750	34,800	539	539	37,750	37,800	640	591
28,800	28,850	434	434	31,800	31,850	487	487	34,800	34,850	539	539	37,800	37,850	641	592
28,850	28,900	435	435	31,850	31,900	488	488	34,850	34,900	540	540	37,850	37,900	643	593
28,900	28,950	436	436	31,900	31,950	489	489	34,900	34,950	541	541	37,900	37,950	645	594
28,950	29,000	437	437	31,950	32,000	490	490	34,950	35,000	542	542	37,950	38,000	647	595
29,000				32,000				35,000				38,000			
29,000	29,050	438	438	32,000	32,050	490	490	35,000	35,050	543	543	38,000	38,050	648	595
29,050	29,100	439	439	32,050	32,100	491	491	35,050	35,100	545	544	38,050	38,100	650	596
29,100	29,150	440	440	32,100	32,150	492	492	35,100	35,150	547	545	38,100	38,150	652	597
29,150	29,200	441	441	32,150	32,200	493	493	35,150	35,200	549	546	38,150	38,200	654	598
29,200	29,250	441	441	32,200	32,250	494	494	35,200	35,250	550	546	38,200	38,250	655	599
29,250	29,300	442	442	32,250	32,300	495	495	35,250	35,300	552	547	38,250	38,300	657	600
29,300	29,350	443	443	32,300	32,350	496	496	35,300	35,350	554	548	38,300	38,350	659	601
29,350	29,400	444	444	32,350	32,400	497	497	35,350	35,400	556	549	38,350	38,400	661	602
29,400	29,450	445	445	32,400	32,450	497	497	35,400	35,450	557	550	38,400	38,450	662	602
29,450	29,500	446	446	32,450	32,500	498	498	35,450	35,500	559	551	38,450	38,500	664	603
29,500	29,550	447	447	32,500	32,550	499	499	35,500	35,550	561	552	38,500	38,550	666	604
29,550	29,600	448	448	32,550	32,600	500	500	35,550	35,600	563	553	38,550	38,600	668	605
29,600	29,650	448	448	32,600	32,650	501	501	35,600	35,650	564	553	38,600	38,650	669	606
29,650	29,700	449	449	32,650	32,700	502	502	35,650	35,700	566	554	38,650	38,700	671	607
29,700	29,750	450	450	32,700	32,750	503	503	35,700	35,750	568	555	38,700	38,750	673	608
29,750	29,800	451	451	32,750	32,800	504	504	35,750	35,800	570	556	38,750	38,800	675	609
29,800	29,850	452	452	32,800	32,850	504	504	35,800	35,850	571	557	38,800	38,850	676	609
29,850	29,900	453	453	32,850	32,900	505	505	35,850	35,900	573	558	38,850	38,900	678	610
29,900	29,950	454	454	32,900	32,950	506	506	35,900	35,950	575	559	38,900	38,950	680	611
29,950	30,000	455	455	32,950	33,000	507	507	35,950	36,000	577	560	38,950	39,000	682	612
30,000				33,000				36,000				39,000			
30,000	30,050	455	455	33,000	33,050	508	508	36,000	36,050	578	560	39,000	39,050	683	613
30,050	30,100	456	456	33,050	33,100	509	509	36,050	36,100	580	561	39,050	39,100	685	614
30,100	30,150	457	457	33,100	33,150	510	510	36,100	36,150	582	562	39,100	39,150	687	615
30,150	30,200	458	458	33,150	33,200	511	511	36,150	36,200	584	563	39,150	39,200	689	616
30,200	30,250	459	459	33,200	33,250	511	511	36,200	36,250	585	564	39,200	39,250	690	616
30,250	30,300	460	460	33,250	33,300	512	512	36,250	36,300	587	565	39,250	39,300	692	617
30,300	30,350	461	461	33,300	33,350	513	513	36,300	36,350	589	566	39,300	39,350	694	618
30,350	30,400	462	462	33,350	33,400	514	514	36,350	36,400	591	567	39,350	39,400	696	619
30,400	30,450	462	462	33,400	33,450	515	515	36,400	36,450	592	567	39,400	39,450	697	620
30,450	30,500	463	463	33,450	33,500	516	516	36,450	36,500	594	568	39,450	39,500	699	621
30,500	30,550	464	464	33,500	33,550	517	517	36,500	36,550	596	569	39,500	39,550	701	622
30,550	30,600	465	465	33,550	33,600	518	518	36,550	36,600	598	570	39,550	39,600	703	623
30,600	30,650	466	466	33,600	33,650	518	518	36,600	36,650	599	571	39,600	39,650	704	623
30,650	30,700	467	467	33,650	33,700	519	519	36,650	36,700	601	572	39,650	39,700	706	624
30,700	30,750	468	468	33,700	33,750	520	520	36,700	36,750	603	573	39,700	39,750	708	625
30,750	30,800	469	469	33,750	33,800	521	521	36,750	36,800	605	574	39,750	39,800	710	626
30,800	30,850	469	469	33,800	33,850	522	522	36,800	36,850	606	574	39,800	39,850	711	627
30,850	30,900	470	470	33,850	33,900	523	523	36,850	36,900	608	575	39,850	39,900	713	628
30,900	30,950	471	471	33,900	33,950	524	524	36,900	36,950	610	576	39,900	39,950	715	629
30,950	31,000	472	472	33,950	34,000	525	525	36,950	37,000	612	577	39,950	40,000	717	630

2012 NEW JERSEY TAX TABLE (NJ-1040NR) – Continued

If Line 37 (New Jersey Taxable Income) Is —		And You Checked Filing Status Line —		If Line 37 (New Jersey Taxable Income) Is —		And You Checked Filing Status Line —		If Line 37 (New Jersey Taxable Income) Is —		And You Checked Filing Status Line —		If Line 37 (New Jersey Taxable Income) Is —		And You Checked Filing Status Line —	
At Least	But Less Than	1 or 3	2, 4, or 5	At Least	But Less Than	1 or 3	2, 4, or 5	At Least	But Less Than	1 or 3	2, 4, or 5	At Least	But Less Than	1 or 3	2, 4, or 5
		Your Tax Is—				Your Tax Is—				Your Tax Is—				Your Tax Is—	
40,000				43,000				46,000				49,000			
40,000	40,050	719	630	43,000	43,050	885	683	46,000	46,050	1,050	735	49,000	49,050	1,216	788
40,050	40,100	722	631	43,050	43,100	887	684	46,050	46,100	1,053	736	49,050	49,100	1,219	789
40,100	40,150	724	632	43,100	43,150	890	685	46,100	46,150	1,056	737	49,100	49,150	1,222	790
40,150	40,200	727	633	43,150	43,200	893	686	46,150	46,200	1,059	738	49,150	49,200	1,224	791
40,200	40,250	730	634	43,200	43,250	896	686	46,200	46,250	1,061	739	49,200	49,250	1,227	791
40,250	40,300	733	635	43,250	43,300	898	687	46,250	46,300	1,064	740	49,250	49,300	1,230	792
40,300	40,350	735	636	43,300	43,350	901	688	46,300	46,350	1,067	741	49,300	49,350	1,233	793
40,350	40,400	738	637	43,350	43,400	904	689	46,350	46,400	1,070	742	49,350	49,400	1,235	794
40,400	40,450	741	637	43,400	43,450	907	690	46,400	46,450	1,072	742	49,400	49,450	1,238	795
40,450	40,500	744	638	43,450	43,500	909	691	46,450	46,500	1,075	743	49,450	49,500	1,241	796
40,500	40,550	747	639	43,500	43,550	912	692	46,500	46,550	1,078	744	49,500	49,550	1,244	797
40,550	40,600	749	640	43,550	43,600	915	693	46,550	46,600	1,081	745	49,550	49,600	1,247	798
40,600	40,650	752	641	43,600	43,650	918	693	46,600	46,650	1,084	746	49,600	49,650	1,249	798
40,650	40,700	755	642	43,650	43,700	921	694	46,650	46,700	1,086	747	49,650	49,700	1,252	799
40,700	40,750	758	643	43,700	43,750	923	695	46,700	46,750	1,089	748	49,700	49,750	1,255	800
40,750	40,800	760	644	43,750	43,800	926	696	46,750	46,800	1,092	749	49,750	49,800	1,258	801
40,800	40,850	763	644	43,800	43,850	929	697	46,800	46,850	1,095	749	49,800	49,850	1,260	802
40,850	40,900	766	645	43,850	43,900	932	698	46,850	46,900	1,097	750	49,850	49,900	1,263	803
40,900	40,950	769	646	43,900	43,950	934	699	46,900	46,950	1,100	751	49,900	49,950	1,266	804
40,950	41,000	771	647	43,950	44,000	937	700	46,950	47,000	1,103	752	49,950	50,000	1,269	805
41,000				44,000				47,000				50,000			
41,000	41,050	774	648	44,000	44,050	940	700	47,000	47,050	1,106	753	50,000	50,050	1,271	806
41,050	41,100	777	649	44,050	44,100	943	701	47,050	47,100	1,108	754	50,050	50,100	1,274	807
41,100	41,150	780	650	44,100	44,150	945	702	47,100	47,150	1,111	755	50,100	50,150	1,277	808
41,150	41,200	782	651	44,150	44,200	948	703	47,150	47,200	1,114	756	50,150	50,200	1,280	809
41,200	41,250	785	651	44,200	44,250	951	704	47,200	47,250	1,117	756	50,200	50,250	1,282	811
41,250	41,300	788	652	44,250	44,300	954	705	47,250	47,300	1,119	757	50,250	50,300	1,285	812
41,300	41,350	791	653	44,300	44,350	956	706	47,300	47,350	1,122	758	50,300	50,350	1,288	813
41,350	41,400	793	654	44,350	44,400	959	707	47,350	47,400	1,125	759	50,350	50,400	1,291	814
41,400	41,450	796	655	44,400	44,450	962	707	47,400	47,450	1,128	760	50,400	50,450	1,293	815
41,450	41,500	799	656	44,450	44,500	965	708	47,450	47,500	1,130	761	50,450	50,500	1,296	817
41,500	41,550	802	657	44,500	44,550	968	709	47,500	47,550	1,133	762	50,500	50,550	1,299	818
41,550	41,600	805	658	44,550	44,600	970	710	47,550	47,600	1,136	763	50,550	50,600	1,302	819
41,600	41,650	807	658	44,600	44,650	973	711	47,600	47,650	1,139	763	50,600	50,650	1,305	820
41,650	41,700	810	659	44,650	44,700	976	712	47,650	47,700	1,142	764	50,650	50,700	1,307	822
41,700	41,750	813	660	44,700	44,750	979	713	47,700	47,750	1,144	765	50,700	50,750	1,310	823
41,750	41,800	816	661	44,750	44,800	981	714	47,750	47,800	1,147	766	50,750	50,800	1,313	824
41,800	41,850	818	662	44,800	44,850	984	714	47,800	47,850	1,150	767	50,800	50,850	1,316	825
41,850	41,900	821	663	44,850	44,900	987	715	47,850	47,900	1,153	768	50,850	50,900	1,318	826
41,900	41,950	824	664	44,900	44,950	990	716	47,900	47,950	1,155	769	50,900	50,950	1,321	828
41,950	42,000	827	665	44,950	45,000	992	717	47,950	48,000	1,158	770	50,950	51,000	1,324	829
42,000				45,000				48,000				51,000			
42,000	42,050	829	665	45,000	45,050	995	718	48,000	48,050	1,161	770	51,000	51,050	1,327	830
42,050	42,100	832	666	45,050	45,100	998	719	48,050	48,100	1,164	771	51,050	51,100	1,329	831
42,100	42,150	835	667	45,100	45,150	1,001	720	48,100	48,150	1,166	772	51,100	51,150	1,332	833
42,150	42,200	838	668	45,150	45,200	1,003	721	48,150	48,200	1,169	773	51,150	51,200	1,335	834
42,200	42,250	840	669	45,200	45,250	1,006	721	48,200	48,250	1,172	774	51,200	51,250	1,338	835
42,250	42,300	843	670	45,250	45,300	1,009	722	48,250	48,300	1,175	775	51,250	51,300	1,340	836
42,300	42,350	846	671	45,300	45,350	1,012	723	48,300	48,350	1,177	776	51,300	51,350	1,343	837
42,350	42,400	849	672	45,350	45,400	1,014	724	48,350	48,400	1,180	777	51,350	51,400	1,346	839
42,400	42,450	851	672	45,400	45,450	1,017	725	48,400	48,450	1,183	777	51,400	51,450	1,349	840
42,450	42,500	854	673	45,450	45,500	1,020	726	48,450	48,500	1,186	778	51,450	51,500	1,351	841
42,500	42,550	857	674	45,500	45,550	1,023	727	48,500	48,550	1,189	779	51,500	51,550	1,354	842
42,550	42,600	860	675	45,550	45,600	1,026	728	48,550	48,600	1,191	780	51,550	51,600	1,357	844
42,600	42,650	863	676	45,600	45,650	1,028	728	48,600	48,650	1,194	781	51,600	51,650	1,360	845
42,650	42,700	865	677	45,650	45,700	1,031	729	48,650	48,700	1,197	782	51,650	51,700	1,363	846
42,700	42,750	868	678	45,700	45,750	1,034	730	48,700	48,750	1,200	783	51,700	51,750	1,365	847
42,750	42,800	871	679	45,750	45,800	1,037	731	48,750	48,800	1,202	784	51,750	51,800	1,368	848
42,800	42,850	874	679	45,800	45,850	1,039	732	48,800	48,850	1,205	784	51,800	51,850	1,371	850
42,850	42,900	876	680	45,850	45,900	1,042	733	48,850	48,900	1,208	785	51,850	51,900	1,374	851
42,900	42,950	879	681	45,900	45,950	1,045	734	48,900	48,950	1,211	786	51,900	51,950	1,376	852
42,950	43,000	882	682	45,950	46,000	1,048	735	48,950	49,000	1,213	787	51,950	52,000	1,379	853

2012 NEW JERSEY TAX TABLE (NJ-1040NR) – Continued

If Line 37 (New Jersey Taxable Income) Is —		And You Checked Filing Status Line —		If Line 37 (New Jersey Taxable Income) Is —		And You Checked Filing Status Line —		If Line 37 (New Jersey Taxable Income) Is —		And You Checked Filing Status Line —		If Line 37 (New Jersey Taxable Income) Is —		And You Checked Filing Status Line —	
At Least	But Less Than	1 or 3	2, 4, or 5	At Least	But Less Than	1 or 3	2, 4, or 5	At Least	But Less Than	1 or 3	2, 4, or 5	At Least	But Less Than	1 or 3	2, 4, or 5
		Your Tax Is—				Your Tax Is—				Your Tax Is—				Your Tax Is—	
52,000				55,000				58,000				61,000			
52,000	52,050	1,382	855	55,000	55,050	1,548	928	58,000	58,050	1,713	1,002	61,000	61,050	1,879	1,075
52,050	52,100	1,385	856	55,050	55,100	1,550	929	58,050	58,100	1,716	1,003	61,050	61,100	1,882	1,076
52,100	52,150	1,387	857	55,100	55,150	1,553	931	58,100	58,150	1,719	1,004	61,100	61,150	1,885	1,078
52,150	52,200	1,390	858	55,150	55,200	1,556	932	58,150	58,200	1,722	1,005	61,150	61,200	1,887	1,079
52,200	52,250	1,393	860	55,200	55,250	1,559	933	58,200	58,250	1,724	1,007	61,200	61,250	1,890	1,080
52,250	52,300	1,396	861	55,250	55,300	1,561	934	58,250	58,300	1,727	1,008	61,250	61,300	1,893	1,081
52,300	52,350	1,398	862	55,300	55,350	1,564	935	58,300	58,350	1,730	1,009	61,300	61,350	1,896	1,082
52,350	52,400	1,401	863	55,350	55,400	1,567	937	58,350	58,400	1,733	1,010	61,350	61,400	1,898	1,084
52,400	52,450	1,404	864	55,400	55,450	1,570	938	58,400	58,450	1,735	1,011	61,400	61,450	1,901	1,085
52,450	52,500	1,407	866	55,450	55,500	1,572	939	58,450	58,500	1,738	1,013	61,450	61,500	1,904	1,086
52,500	52,550	1,410	867	55,500	55,550	1,575	940	58,500	58,550	1,741	1,014	61,500	61,550	1,907	1,087
52,550	52,600	1,412	868	55,550	55,600	1,578	942	58,550	58,600	1,744	1,015	61,550	61,600	1,910	1,089
52,600	52,650	1,415	869	55,600	55,650	1,581	943	58,600	58,650	1,747	1,016	61,600	61,650	1,912	1,090
52,650	52,700	1,418	871	55,650	55,700	1,584	944	58,650	58,700	1,749	1,018	61,650	61,700	1,915	1,091
52,700	52,750	1,421	872	55,700	55,750	1,586	945	58,700	58,750	1,752	1,019	61,700	61,750	1,918	1,092
52,750	52,800	1,423	873	55,750	55,800	1,589	946	58,750	58,800	1,755	1,020	61,750	61,800	1,921	1,093
52,800	52,850	1,426	874	55,800	55,850	1,592	948	58,800	58,850	1,758	1,021	61,800	61,850	1,923	1,095
52,850	52,900	1,429	875	55,850	55,900	1,595	949	58,850	58,900	1,760	1,022	61,850	61,900	1,926	1,096
52,900	52,950	1,432	877	55,900	55,950	1,597	950	58,900	58,950	1,763	1,024	61,900	61,950	1,929	1,097
52,950	53,000	1,434	878	55,950	56,000	1,600	951	58,950	59,000	1,766	1,025	61,950	62,000	1,932	1,098
53,000				56,000				59,000				62,000			
53,000	53,050	1,437	879	56,000	56,050	1,603	953	59,000	59,050	1,769	1,026	62,000	62,050	1,934	1,100
53,050	53,100	1,440	880	56,050	56,100	1,606	954	59,050	59,100	1,771	1,027	62,050	62,100	1,937	1,101
53,100	53,150	1,443	882	56,100	56,150	1,608	955	59,100	59,150	1,774	1,029	62,100	62,150	1,940	1,102
53,150	53,200	1,445	883	56,150	56,200	1,611	956	59,150	59,200	1,777	1,030	62,150	62,200	1,943	1,103
53,200	53,250	1,448	884	56,200	56,250	1,614	958	59,200	59,250	1,780	1,031	62,200	62,250	1,945	1,105
53,250	53,300	1,451	885	56,250	56,300	1,617	959	59,250	59,300	1,782	1,032	62,250	62,300	1,948	1,106
53,300	53,350	1,454	886	56,300	56,350	1,619	960	59,300	59,350	1,785	1,033	62,300	62,350	1,951	1,107
53,350	53,400	1,456	888	56,350	56,400	1,622	961	59,350	59,400	1,788	1,035	62,350	62,400	1,954	1,108
53,400	53,450	1,459	889	56,400	56,450	1,625	962	59,400	59,450	1,791	1,036	62,400	62,450	1,956	1,109
53,450	53,500	1,462	890	56,450	56,500	1,628	964	59,450	59,500	1,793	1,037	62,450	62,500	1,959	1,111
53,500	53,550	1,465	891	56,500	56,550	1,631	965	59,500	59,550	1,796	1,038	62,500	62,550	1,962	1,112
53,550	53,600	1,468	893	56,550	56,600	1,633	966	59,550	59,600	1,799	1,040	62,550	62,600	1,965	1,113
53,600	53,650	1,470	894	56,600	56,650	1,636	967	59,600	59,650	1,802	1,041	62,600	62,650	1,968	1,114
53,650	53,700	1,473	895	56,650	56,700	1,639	969	59,650	59,700	1,805	1,042	62,650	62,700	1,970	1,116
53,700	53,750	1,476	896	56,700	56,750	1,642	970	59,700	59,750	1,807	1,043	62,700	62,750	1,973	1,117
53,750	53,800	1,479	897	56,750	56,800	1,644	971	59,750	59,800	1,810	1,044	62,750	62,800	1,976	1,118
53,800	53,850	1,481	899	56,800	56,850	1,647	972	59,800	59,850	1,813	1,046	62,800	62,850	1,979	1,119
53,850	53,900	1,484	900	56,850	56,900	1,650	973	59,850	59,900	1,816	1,047	62,850	62,900	1,981	1,120
53,900	53,950	1,487	901	56,900	56,950	1,653	975	59,900	59,950	1,818	1,048	62,900	62,950	1,984	1,122
53,950	54,000	1,490	902	56,950	57,000	1,655	976	59,950	60,000	1,821	1,049	62,950	63,000	1,987	1,123
54,000				57,000				60,000				63,000			
54,000	54,050	1,492	904	57,000	57,050	1,658	977	60,000	60,050	1,824	1,051	63,000	63,050	1,990	1,124
54,050	54,100	1,495	905	57,050	57,100	1,661	978	60,050	60,100	1,827	1,052	63,050	63,100	1,992	1,125
54,100	54,150	1,498	906	57,100	57,150	1,664	980	60,100	60,150	1,829	1,053	63,100	63,150	1,995	1,127
54,150	54,200	1,501	907	57,150	57,200	1,666	981	60,150	60,200	1,832	1,054	63,150	63,200	1,998	1,128
54,200	54,250	1,503	909	57,200	57,250	1,669	982	60,200	60,250	1,835	1,056	63,200	63,250	2,001	1,129
54,250	54,300	1,506	910	57,250	57,300	1,672	983	60,250	60,300	1,838	1,057	63,250	63,300	2,003	1,130
54,300	54,350	1,509	911	57,300	57,350	1,675	984	60,300	60,350	1,840	1,058	63,300	63,350	2,006	1,131
54,350	54,400	1,512	912	57,350	57,400	1,677	986	60,350	60,400	1,843	1,059	63,350	63,400	2,009	1,133
54,400	54,450	1,514	913	57,400	57,450	1,680	987	60,400	60,450	1,846	1,060	63,400	63,450	2,012	1,134
54,450	54,500	1,517	915	57,450	57,500	1,683	988	60,450	60,500	1,849	1,062	63,450	63,500	2,014	1,135
54,500	54,550	1,520	916	57,500	57,550	1,686	989	60,500	60,550	1,852	1,063	63,500	63,550	2,017	1,136
54,550	54,600	1,523	917	57,550	57,600	1,689	991	60,550	60,600	1,854	1,064	63,550	63,600	2,020	1,138
54,600	54,650	1,526	918	57,600	57,650	1,691	992	60,600	60,650	1,857	1,065	63,600	63,650	2,023	1,139
54,650	54,700	1,528	920	57,650	57,700	1,694	993	60,650	60,700	1,860	1,067	63,650	63,700	2,026	1,140
54,700	54,750	1,531	921	57,700	57,750	1,697	994	60,700	60,750	1,863	1,068	63,700	63,750	2,028	1,141
54,750	54,800	1,534	922	57,750	57,800	1,700	995	60,750	60,800	1,865	1,069	63,750	63,800	2,031	1,142
54,800	54,850	1,537	923	57,800	57,850	1,702	997	60,800	60,850	1,868	1,070	63,800	63,850	2,034	1,144
54,850	54,900	1,539	924	57,850	57,900	1,705	998	60,850	60,900	1,871	1,071	63,850	63,900	2,037	1,145
54,900	54,950	1,542	926	57,900	57,950	1,708	999	60,900	60,950	1,874	1,073	63,900	63,950	2,039	1,146
54,950	55,000	1,545	927	57,950	58,000	1,711	1,000	60,950	61,000	1,876	1,074	63,950	64,000	2,042	1,147

2012 NEW JERSEY TAX TABLE (NJ-1040NR) – Continued

If Line 37 (New Jersey Taxable Income) Is —		And You Checked Filing Status Line —		If Line 37 (New Jersey Taxable Income) Is —		And You Checked Filing Status Line —		If Line 37 (New Jersey Taxable Income) Is —		And You Checked Filing Status Line —		If Line 37 (New Jersey Taxable Income) Is —		And You Checked Filing Status Line —	
At Least	But Less Than	1 or 3	2, 4, or 5	At Least	But Less Than	1 or 3	2, 4, or 5	At Least	But Less Than	1 or 3	2, 4, or 5	At Least	But Less Than	1 or 3	2, 4, or 5
		Your Tax Is—				Your Tax Is—				Your Tax Is—				Your Tax Is—	
64,000				67,000				70,000				73,000			
64,000	64,050	2,045	1,149	67,000	67,050	2,211	1,222	70,000	70,050	2,376	1,296	73,000	73,050	2,542	1,401
64,050	64,100	2,048	1,150	67,050	67,100	2,213	1,223	70,050	70,100	2,379	1,298	73,050	73,100	2,545	1,403
64,100	64,150	2,050	1,151	67,100	67,150	2,216	1,225	70,100	70,150	2,382	1,299	73,100	73,150	2,548	1,404
64,150	64,200	2,053	1,152	67,150	67,200	2,219	1,226	70,150	70,200	2,385	1,301	73,150	73,200	2,550	1,406
64,200	64,250	2,056	1,154	67,200	67,250	2,222	1,227	70,200	70,250	2,387	1,303	73,200	73,250	2,553	1,408
64,250	64,300	2,059	1,155	67,250	67,300	2,224	1,228	70,250	70,300	2,390	1,305	73,250	73,300	2,556	1,410
64,300	64,350	2,061	1,156	67,300	67,350	2,227	1,229	70,300	70,350	2,393	1,306	73,300	73,350	2,559	1,411
64,350	64,400	2,064	1,157	67,350	67,400	2,230	1,231	70,350	70,400	2,396	1,308	73,350	73,400	2,561	1,413
64,400	64,450	2,067	1,158	67,400	67,450	2,233	1,232	70,400	70,450	2,398	1,310	73,400	73,450	2,564	1,415
64,450	64,500	2,070	1,160	67,450	67,500	2,235	1,233	70,450	70,500	2,401	1,312	73,450	73,500	2,567	1,417
64,500	64,550	2,073	1,161	67,500	67,550	2,238	1,234	70,500	70,550	2,404	1,313	73,500	73,550	2,570	1,418
64,550	64,600	2,075	1,162	67,550	67,600	2,241	1,236	70,550	70,600	2,407	1,315	73,550	73,600	2,573	1,420
64,600	64,650	2,078	1,163	67,600	67,650	2,244	1,237	70,600	70,650	2,410	1,317	73,600	73,650	2,575	1,422
64,650	64,700	2,081	1,165	67,650	67,700	2,247	1,238	70,650	70,700	2,412	1,319	73,650	73,700	2,578	1,424
64,700	64,750	2,084	1,166	67,700	67,750	2,249	1,239	70,700	70,750	2,415	1,320	73,700	73,750	2,581	1,425
64,750	64,800	2,086	1,167	67,750	67,800	2,252	1,240	70,750	70,800	2,418	1,322	73,750	73,800	2,584	1,427
64,800	64,850	2,089	1,168	67,800	67,850	2,255	1,242	70,800	70,850	2,421	1,324	73,800	73,850	2,586	1,429
64,850	64,900	2,092	1,169	67,850	67,900	2,258	1,243	70,850	70,900	2,423	1,326	73,850	73,900	2,589	1,431
64,900	64,950	2,095	1,171	67,900	67,950	2,260	1,244	70,900	70,950	2,426	1,327	73,900	73,950	2,592	1,432
64,950	65,000	2,097	1,172	67,950	68,000	2,263	1,245	70,950	71,000	2,429	1,329	73,950	74,000	2,595	1,434
65,000				68,000				71,000				74,000			
65,000	65,050	2,100	1,173	68,000	68,050	2,266	1,247	71,000	71,050	2,432	1,331	74,000	74,050	2,597	1,436
65,050	65,100	2,103	1,174	68,050	68,100	2,269	1,248	71,050	71,100	2,434	1,333	74,050	74,100	2,600	1,438
65,100	65,150	2,106	1,176	68,100	68,150	2,271	1,249	71,100	71,150	2,437	1,334	74,100	74,150	2,603	1,439
65,150	65,200	2,108	1,177	68,150	68,200	2,274	1,250	71,150	71,200	2,440	1,336	74,150	74,200	2,606	1,441
65,200	65,250	2,111	1,178	68,200	68,250	2,277	1,252	71,200	71,250	2,443	1,338	74,200	74,250	2,608	1,443
65,250	65,300	2,114	1,179	68,250	68,300	2,280	1,253	71,250	71,300	2,445	1,340	74,250	74,300	2,611	1,445
65,300	65,350	2,117	1,180	68,300	68,350	2,282	1,254	71,300	71,350	2,448	1,341	74,300	74,350	2,614	1,446
65,350	65,400	2,119	1,182	68,350	68,400	2,285	1,255	71,350	71,400	2,451	1,343	74,350	74,400	2,617	1,448
65,400	65,450	2,122	1,183	68,400	68,450	2,288	1,256	71,400	71,450	2,454	1,345	74,400	74,450	2,619	1,450
65,450	65,500	2,125	1,184	68,450	68,500	2,291	1,258	71,450	71,500	2,456	1,347	74,450	74,500	2,622	1,452
65,500	65,550	2,128	1,185	68,500	68,550	2,294	1,259	71,500	71,550	2,459	1,348	74,500	74,550	2,625	1,453
65,550	65,600	2,131	1,187	68,550	68,600	2,296	1,260	71,550	71,600	2,462	1,350	74,550	74,600	2,628	1,455
65,600	65,650	2,133	1,188	68,600	68,650	2,299	1,261	71,600	71,650	2,465	1,352	74,600	74,650	2,631	1,457
65,650	65,700	2,136	1,189	68,650	68,700	2,302	1,263	71,650	71,700	2,468	1,354	74,650	74,700	2,633	1,459
65,700	65,750	2,139	1,190	68,700	68,750	2,305	1,264	71,700	71,750	2,470	1,355	74,700	74,750	2,636	1,460
65,750	65,800	2,142	1,191	68,750	68,800	2,307	1,265	71,750	71,800	2,473	1,357	74,750	74,800	2,639	1,462
65,800	65,850	2,144	1,193	68,800	68,850	2,310	1,266	71,800	71,850	2,476	1,359	74,800	74,850	2,642	1,464
65,850	65,900	2,147	1,194	68,850	68,900	2,313	1,267	71,850	71,900	2,479	1,361	74,850	74,900	2,644	1,466
65,900	65,950	2,150	1,195	68,900	68,950	2,316	1,269	71,900	71,950	2,481	1,362	74,900	74,950	2,647	1,467
65,950	66,000	2,153	1,196	68,950	69,000	2,318	1,270	71,950	72,000	2,484	1,364	74,950	75,000	2,650	1,469
66,000				69,000				72,000				75,000			
66,000	66,050	2,155	1,198	69,000	69,050	2,321	1,271	72,000	72,050	2,487	1,366	75,000	75,050	2,653	1,471
66,050	66,100	2,158	1,199	69,050	69,100	2,324	1,272	72,050	72,100	2,490	1,368	75,050	75,100	2,656	1,473
66,100	66,150	2,161	1,200	69,100	69,150	2,327	1,274	72,100	72,150	2,492	1,369	75,100	75,150	2,659	1,474
66,150	66,200	2,164	1,201	69,150	69,200	2,329	1,275	72,150	72,200	2,495	1,371	75,150	75,200	2,662	1,476
66,200	66,250	2,166	1,203	69,200	69,250	2,332	1,276	72,200	72,250	2,498	1,373	75,200	75,250	2,666	1,478
66,250	66,300	2,169	1,204	69,250	69,300	2,335	1,277	72,250	72,300	2,501	1,375	75,250	75,300	2,669	1,480
66,300	66,350	2,172	1,205	69,300	69,350	2,338	1,278	72,300	72,350	2,503	1,376	75,300	75,350	2,672	1,481
66,350	66,400	2,175	1,206	69,350	69,400	2,340	1,280	72,350	72,400	2,506	1,378	75,350	75,400	2,675	1,483
66,400	66,450	2,177	1,207	69,400	69,450	2,343	1,281	72,400	72,450	2,509	1,380	75,400	75,450	2,678	1,485
66,450	66,500	2,180	1,209	69,450	69,500	2,346	1,282	72,450	72,500	2,512	1,382	75,450	75,500	2,682	1,487
66,500	66,550	2,183	1,210	69,500	69,550	2,349	1,283	72,500	72,550	2,515	1,383	75,500	75,550	2,685	1,488
66,550	66,600	2,186	1,211	69,550	69,600	2,352	1,285	72,550	72,600	2,517	1,385	75,550	75,600	2,688	1,490
66,600	66,650	2,189	1,212	69,600	69,650	2,354	1,286	72,600	72,650	2,520	1,387	75,600	75,650	2,691	1,492
66,650	66,700	2,191	1,214	69,650	69,700	2,357	1,287	72,650	72,700	2,523	1,389	75,650	75,700	2,694	1,494
66,700	66,750	2,194	1,215	69,700	69,750	2,360	1,288	72,700	72,750	2,526	1,390	75,700	75,750	2,697	1,495
66,750	66,800	2,197	1,216	69,750	69,800	2,363	1,289	72,750	72,800	2,528	1,392	75,750	75,800	2,701	1,497
66,800	66,850	2,200	1,217	69,800	69,850	2,365	1,291	72,800	72,850	2,531	1,394	75,800	75,850	2,704	1,499
66,850	66,900	2,202	1,218	69,850	69,900	2,368	1,292	72,850	72,900	2,534	1,396	75,850	75,900	2,707	1,501
66,900	66,950	2,205	1,220	69,900	69,950	2,371	1,293	72,900	72,950	2,537	1,397	75,900	75,950	2,710	1,502
66,950	67,000	2,208	1,221	69,950	70,000	2,374	1,294	72,950	73,000	2,539	1,399	75,950	76,000	2,713	1,504

2012 NEW JERSEY TAX TABLE (NJ-1040NR) – Continued

If Line 37 (New Jersey Taxable Income) Is —		And You Checked Filing Status Line —		If Line 37 (New Jersey Taxable Income) Is —		And You Checked Filing Status Line —		If Line 37 (New Jersey Taxable Income) Is —		And You Checked Filing Status Line —		If Line 37 (New Jersey Taxable Income) Is —		And You Checked Filing Status Line —	
At Least	But Less Than	1 or 3	2, 4, or 5	At Least	But Less Than	1 or 3	2, 4, or 5	At Least	But Less Than	1 or 3	2, 4, or 5	At Least	But Less Than	1 or 3	2, 4, or 5
		Your Tax Is—				Your Tax Is—				Your Tax Is—				Your Tax Is—	
76,000				79,000				82,000				85,000			
76,000	76,050	2,717	1,506	79,000	79,050	2,908	1,611	82,000	82,050	3,099	1,757	85,000	85,050	3,290	1,923
76,050	76,100	2,720	1,508	79,050	79,100	2,911	1,613	82,050	82,100	3,102	1,760	85,050	85,100	3,293	1,925
76,100	76,150	2,723	1,509	79,100	79,150	2,914	1,614	82,100	82,150	3,105	1,762	85,100	85,150	3,296	1,928
76,150	76,200	2,726	1,511	79,150	79,200	2,917	1,616	82,150	82,200	3,108	1,765	85,150	85,200	3,299	1,931
76,200	76,250	2,729	1,513	79,200	79,250	2,920	1,618	82,200	82,250	3,111	1,768	85,200	85,250	3,303	1,934
76,250	76,300	2,732	1,515	79,250	79,300	2,924	1,620	82,250	82,300	3,115	1,771	85,250	85,300	3,306	1,936
76,300	76,350	2,736	1,516	79,300	79,350	2,927	1,621	82,300	82,350	3,118	1,773	85,300	85,350	3,309	1,939
76,350	76,400	2,739	1,518	79,350	79,400	2,930	1,623	82,350	82,400	3,121	1,776	85,350	85,400	3,312	1,942
76,400	76,450	2,742	1,520	79,400	79,450	2,933	1,625	82,400	82,450	3,124	1,779	85,400	85,450	3,315	1,945
76,450	76,500	2,745	1,522	79,450	79,500	2,936	1,627	82,450	82,500	3,127	1,782	85,450	85,500	3,319	1,947
76,500	76,550	2,748	1,523	79,500	79,550	2,939	1,628	82,500	82,550	3,131	1,785	85,500	85,550	3,322	1,950
76,550	76,600	2,752	1,525	79,550	79,600	2,943	1,630	82,550	82,600	3,134	1,787	85,550	85,600	3,325	1,953
76,600	76,650	2,755	1,527	79,600	79,650	2,946	1,632	82,600	82,650	3,137	1,790	85,600	85,650	3,328	1,956
76,650	76,700	2,758	1,529	79,650	79,700	2,949	1,634	82,650	82,700	3,140	1,793	85,650	85,700	3,331	1,959
76,700	76,750	2,761	1,530	79,700	79,750	2,952	1,635	82,700	82,750	3,143	1,796	85,700	85,750	3,334	1,961
76,750	76,800	2,764	1,532	79,750	79,800	2,955	1,637	82,750	82,800	3,147	1,798	85,750	85,800	3,338	1,964
76,800	76,850	2,768	1,534	79,800	79,850	2,959	1,639	82,800	82,850	3,150	1,801	85,800	85,850	3,341	1,967
76,850	76,900	2,771	1,536	79,850	79,900	2,962	1,641	82,850	82,900	3,153	1,804	85,850	85,900	3,344	1,970
76,900	76,950	2,774	1,537	79,900	79,950	2,965	1,642	82,900	82,950	3,156	1,807	85,900	85,950	3,347	1,972
76,950	77,000	2,777	1,539	79,950	80,000	2,968	1,644	82,950	83,000	3,159	1,809	85,950	86,000	3,350	1,975
77,000				80,000				83,000				86,000			
77,000	77,050	2,780	1,541	80,000	80,050	2,971	1,646	83,000	83,050	3,162	1,812	86,000	86,050	3,354	1,978
77,050	77,100	2,783	1,543	80,050	80,100	2,975	1,649	83,050	83,100	3,166	1,815	86,050	86,100	3,357	1,981
77,100	77,150	2,787	1,544	80,100	80,150	2,978	1,652	83,100	83,150	3,169	1,818	86,100	86,150	3,360	1,983
77,150	77,200	2,790	1,546	80,150	80,200	2,981	1,655	83,150	83,200	3,172	1,820	86,150	86,200	3,363	1,986
77,200	77,250	2,793	1,548	80,200	80,250	2,984	1,657	83,200	83,250	3,175	1,823	86,200	86,250	3,366	1,989
77,250	77,300	2,796	1,550	80,250	80,300	2,987	1,660	83,250	83,300	3,178	1,826	86,250	86,300	3,369	1,992
77,300	77,350	2,799	1,551	80,300	80,350	2,990	1,663	83,300	83,350	3,182	1,829	86,300	86,350	3,373	1,994
77,350	77,400	2,803	1,553	80,350	80,400	2,994	1,666	83,350	83,400	3,185	1,831	86,350	86,400	3,376	1,997
77,400	77,450	2,806	1,555	80,400	80,450	2,997	1,668	83,400	83,450	3,188	1,834	86,400	86,450	3,379	2,000
77,450	77,500	2,809	1,557	80,450	80,500	3,000	1,671	83,450	83,500	3,191	1,837	86,450	86,500	3,382	2,003
77,500	77,550	2,812	1,558	80,500	80,550	3,003	1,674	83,500	83,550	3,194	1,840	86,500	86,550	3,385	2,006
77,550	77,600	2,815	1,560	80,550	80,600	3,006	1,677	83,550	83,600	3,197	1,843	86,550	86,600	3,389	2,008
77,600	77,650	2,818	1,562	80,600	80,650	3,010	1,680	83,600	83,650	3,201	1,845	86,600	86,650	3,392	2,011
77,650	77,700	2,822	1,564	80,650	80,700	3,013	1,682	83,650	83,700	3,204	1,848	86,650	86,700	3,395	2,014
77,700	77,750	2,825	1,565	80,700	80,750	3,016	1,685	83,700	83,750	3,207	1,851	86,700	86,750	3,398	2,017
77,750	77,800	2,828	1,567	80,750	80,800	3,019	1,688	83,750	83,800	3,210	1,854	86,750	86,800	3,401	2,019
77,800	77,850	2,831	1,569	80,800	80,850	3,022	1,691	83,800	83,850	3,213	1,856	86,800	86,850	3,405	2,022
77,850	77,900	2,834	1,571	80,850	80,900	3,025	1,693	83,850	83,900	3,217	1,859	86,850	86,900	3,408	2,025
77,900	77,950	2,838	1,572	80,900	80,950	3,029	1,696	83,900	83,950	3,220	1,862	86,900	86,950	3,411	2,028
77,950	78,000	2,841	1,574	80,950	81,000	3,032	1,699	83,950	84,000	3,223	1,865	86,950	87,000	3,414	2,030
78,000				81,000				84,000				87,000			
78,000	78,050	2,844	1,576	81,000	81,050	3,035	1,702	84,000	84,050	3,226	1,867	87,000	87,050	3,417	2,033
78,050	78,100	2,847	1,578	81,050	81,100	3,038	1,704	84,050	84,100	3,229	1,870	87,050	87,100	3,420	2,036
78,100	78,150	2,850	1,579	81,100	81,150	3,041	1,707	84,100	84,150	3,233	1,873	87,100	87,150	3,424	2,039
78,150	78,200	2,853	1,581	81,150	81,200	3,045	1,710	84,150	84,200	3,236	1,876	87,150	87,200	3,427	2,041
78,200	78,250	2,857	1,583	81,200	81,250	3,048	1,713	84,200	84,250	3,239	1,878	87,200	87,250	3,430	2,044
78,250	78,300	2,860	1,585	81,250	81,300	3,051	1,715	84,250	84,300	3,242	1,881	87,250	87,300	3,433	2,047
78,300	78,350	2,863	1,586	81,300	81,350	3,054	1,718	84,300	84,350	3,245	1,884	87,300	87,350	3,436	2,050
78,350	78,400	2,866	1,588	81,350	81,400	3,057	1,721	84,350	84,400	3,248	1,887	87,350	87,400	3,440	2,052
78,400	78,450	2,869	1,590	81,400	81,450	3,061	1,724	84,400	84,450	3,252	1,889	87,400	87,450	3,443	2,055
78,450	78,500	2,873	1,592	81,450	81,500	3,064	1,726	84,450	84,500	3,255	1,892	87,450	87,500	3,446	2,058
78,500	78,550	2,876	1,593	81,500	81,550	3,067	1,729	84,500	84,550	3,258	1,895	87,500	87,550	3,449	2,061
78,550	78,600	2,879	1,595	81,550	81,600	3,070	1,732	84,550	84,600	3,261	1,898	87,550	87,600	3,452	2,064
78,600	78,650	2,882	1,597	81,600	81,650	3,073	1,735	84,600	84,650	3,264	1,901	87,600	87,650	3,455	2,066
78,650	78,700	2,885	1,599	81,650	81,700	3,076	1,738	84,650	84,700	3,268	1,903	87,650	87,700	3,459	2,069
78,700	78,750	2,889	1,600	81,700	81,750	3,080	1,740	84,700	84,750	3,271	1,906	87,700	87,750	3,462	2,072
78,750	78,800	2,892	1,602	81,750	81,800	3,083	1,743	84,750	84,800	3,274	1,909	87,750	87,800	3,465	2,075
78,800	78,850	2,895	1,604	81,800	81,850	3,086	1,746	84,800	84,850	3,277	1,912	87,800	87,850	3,468	2,077
78,850	78,900	2,898	1,606	81,850	81,900	3,089	1,749	84,850	84,900	3,280	1,914	87,850	87,900	3,471	2,080
78,900	78,950	2,901	1,607	81,900	81,950	3,092	1,751	84,900	84,950	3,283	1,917	87,900	87,950	3,475	2,083
78,950	79,000	2,904	1,609	81,950	82,000	3,096	1,754	84,950	85,000	3,287	1,920	87,950	88,000	3,478	2,086

2012 NEW JERSEY TAX TABLE (NJ-1040NR) – Continued

If Line 37 (New Jersey Taxable Income) Is —		And You Checked Filing Status Line —		If Line 37 (New Jersey Taxable Income) Is —		And You Checked Filing Status Line —		If Line 37 (New Jersey Taxable Income) Is —		And You Checked Filing Status Line —		If Line 37 (New Jersey Taxable Income) Is —		And You Checked Filing Status Line —	
At Least	But Less Than	1 or 3	2, 4, or 5	At Least	But Less Than	1 or 3	2, 4, or 5	At Least	But Less Than	1 or 3	2, 4, or 5	At Least	But Less Than	1 or 3	2, 4, or 5
		Your Tax Is—				Your Tax Is—				Your Tax Is—				Your Tax Is—	
88,000				91,000				94,000				97,000			
88,000	88,050	3,481	2,088	91,000	91,050	3,672	2,254	94,000	94,050	3,863	2,420	97,000	97,050	4,054	2,586
88,050	88,100	3,484	2,091	91,050	91,100	3,675	2,257	94,050	94,100	3,866	2,423	97,050	97,100	4,057	2,588
88,100	88,150	3,487	2,094	91,100	91,150	3,678	2,260	94,100	94,150	3,870	2,425	97,100	97,150	4,061	2,591
88,150	88,200	3,490	2,097	91,150	91,200	3,682	2,262	94,150	94,200	3,873	2,428	97,150	97,200	4,064	2,594
88,200	88,250	3,494	2,099	91,200	91,250	3,685	2,265	94,200	94,250	3,876	2,431	97,200	97,250	4,067	2,597
88,250	88,300	3,497	2,102	91,250	91,300	3,688	2,268	94,250	94,300	3,879	2,434	97,250	97,300	4,070	2,599
88,300	88,350	3,500	2,105	91,300	91,350	3,691	2,271	94,300	94,350	3,882	2,436	97,300	97,350	4,073	2,602
88,350	88,400	3,503	2,108	91,350	91,400	3,694	2,273	94,350	94,400	3,885	2,439	97,350	97,400	4,077	2,605
88,400	88,450	3,506	2,110	91,400	91,450	3,698	2,276	94,400	94,450	3,889	2,442	97,400	97,450	4,080	2,608
88,450	88,500	3,510	2,113	91,450	91,500	3,701	2,279	94,450	94,500	3,892	2,445	97,450	97,500	4,083	2,610
88,500	88,550	3,513	2,116	91,500	91,550	3,704	2,282	94,500	94,550	3,895	2,448	97,500	97,550	4,086	2,613
88,550	88,600	3,516	2,119	91,550	91,600	3,707	2,285	94,550	94,600	3,898	2,450	97,550	97,600	4,089	2,616
88,600	88,650	3,519	2,122	91,600	91,650	3,710	2,287	94,600	94,650	3,901	2,453	97,600	97,650	4,092	2,619
88,650	88,700	3,522	2,124	91,650	91,700	3,713	2,290	94,650	94,700	3,905	2,456	97,650	97,700	4,096	2,622
88,700	88,750	3,526	2,127	91,700	91,750	3,717	2,293	94,700	94,750	3,908	2,459	97,700	97,750	4,099	2,624
88,750	88,800	3,529	2,130	91,750	91,800	3,720	2,296	94,750	94,800	3,911	2,461	97,750	97,800	4,102	2,627
88,800	88,850	3,532	2,133	91,800	91,850	3,723	2,298	94,800	94,850	3,914	2,464	97,800	97,850	4,105	2,630
88,850	88,900	3,535	2,135	91,850	91,900	3,726	2,301	94,850	94,900	3,917	2,467	97,850	97,900	4,108	2,633
88,900	88,950	3,538	2,138	91,900	91,950	3,729	2,304	94,900	94,950	3,920	2,470	97,900	97,950	4,112	2,635
88,950	89,000	3,541	2,141	91,950	92,000	3,733	2,307	94,950	95,000	3,924	2,472	97,950	98,000	4,115	2,638
89,000				92,000				95,000				98,000			
89,000	89,050	3,545	2,144	92,000	92,050	3,736	2,309	95,000	95,050	3,927	2,475	98,000	98,050	4,118	2,641
89,050	89,100	3,548	2,146	92,050	92,100	3,739	2,312	95,050	95,100	3,930	2,478	98,050	98,100	4,121	2,644
89,100	89,150	3,551	2,149	92,100	92,150	3,742	2,315	95,100	95,150	3,933	2,481	98,100	98,150	4,124	2,646
89,150	89,200	3,554	2,152	92,150	92,200	3,745	2,318	95,150	95,200	3,936	2,483	98,150	98,200	4,127	2,649
89,200	89,250	3,557	2,155	92,200	92,250	3,748	2,320	95,200	95,250	3,940	2,486	98,200	98,250	4,131	2,652
89,250	89,300	3,561	2,157	92,250	92,300	3,752	2,323	95,250	95,300	3,943	2,489	98,250	98,300	4,134	2,655
89,300	89,350	3,564	2,160	92,300	92,350	3,755	2,326	95,300	95,350	3,946	2,492	98,300	98,350	4,137	2,657
89,350	89,400	3,567	2,163	92,350	92,400	3,758	2,329	95,350	95,400	3,949	2,494	98,350	98,400	4,140	2,660
89,400	89,450	3,570	2,166	92,400	92,450	3,761	2,331	95,400	95,450	3,952	2,497	98,400	98,450	4,143	2,663
89,450	89,500	3,573	2,168	92,450	92,500	3,764	2,334	95,450	95,500	3,956	2,500	98,450	98,500	4,147	2,666
89,500	89,550	3,576	2,171	92,500	92,550	3,768	2,337	95,500	95,550	3,959	2,503	98,500	98,550	4,150	2,669
89,550	89,600	3,580	2,174	92,550	92,600	3,771	2,340	95,550	95,600	3,962	2,506	98,550	98,600	4,153	2,671
89,600	89,650	3,583	2,177	92,600	92,650	3,774	2,343	95,600	95,650	3,965	2,508	98,600	98,650	4,156	2,674
89,650	89,700	3,586	2,180	92,650	92,700	3,777	2,345	95,650	95,700	3,968	2,511	98,650	98,700	4,159	2,677
89,700	89,750	3,589	2,182	92,700	92,750	3,780	2,348	95,700	95,750	3,971	2,514	98,700	98,750	4,163	2,680
89,750	89,800	3,592	2,185	92,750	92,800	3,784	2,351	95,750	95,800	3,975	2,517	98,750	98,800	4,166	2,682
89,800	89,850	3,596	2,188	92,800	92,850	3,787	2,354	95,800	95,850	3,978	2,519	98,800	98,850	4,169	2,685
89,850	89,900	3,599	2,191	92,850	92,900	3,790	2,356	95,850	95,900	3,981	2,522	98,850	98,900	4,172	2,688
89,900	89,950	3,602	2,193	92,900	92,950	3,793	2,359	95,900	95,950	3,984	2,525	98,900	98,950	4,175	2,691
89,950	90,000	3,605	2,196	92,950	93,000	3,796	2,362	95,950	96,000	3,987	2,528	98,950	99,000	4,178	2,693
90,000				93,000				96,000				99,000			
90,000	90,050	3,608	2,199	93,000	93,050	3,799	2,365	96,000	96,050	3,991	2,530	99,000	99,050	4,182	2,696
90,050	90,100	3,612	2,202	93,050	93,100	3,803	2,367	96,050	96,100	3,994	2,533	99,050	99,100	4,185	2,699
90,100	90,150	3,615	2,204	93,100	93,150	3,806	2,370	96,100	96,150	3,997	2,536	99,100	99,150	4,188	2,702
90,150	90,200	3,618	2,207	93,150	93,200	3,809	2,373	96,150	96,200	4,000	2,539	99,150	99,200	4,191	2,704
90,200	90,250	3,621	2,210	93,200	93,250	3,812	2,376	96,200	96,250	4,003	2,541	99,200	99,250	4,194	2,707
90,250	90,300	3,624	2,213	93,250	93,300	3,815	2,378	96,250	96,300	4,006	2,544	99,250	99,300	4,198	2,710
90,300	90,350	3,627	2,215	93,300	93,350	3,819	2,381	96,300	96,350	4,010	2,547	99,300	99,350	4,201	2,713
90,350	90,400	3,631	2,218	93,350	93,400	3,822	2,384	96,350	96,400	4,013	2,550	99,350	99,400	4,204	2,715
90,400	90,450	3,634	2,221	93,400	93,450	3,825	2,387	96,400	96,450	4,016	2,552	99,400	99,450	4,207	2,718
90,450	90,500	3,637	2,224	93,450	93,500	3,828	2,389	96,450	96,500	4,019	2,555	99,450	99,500	4,210	2,721
90,500	90,550	3,640	2,227	93,500	93,550	3,831	2,392	96,500	96,550	4,022	2,558	99,500	99,550	4,213	2,724
90,550	90,600	3,643	2,229	93,550	93,600	3,834	2,395	96,550	96,600	4,026	2,561	99,550	99,600	4,217	2,727
90,600	90,650	3,647	2,232	93,600	93,650	3,838	2,398	96,600	96,650	4,029	2,564	99,600	99,650	4,220	2,729
90,650	90,700	3,650	2,235	93,650	93,700	3,841	2,401	96,650	96,700	4,032	2,566	99,650	99,700	4,223	2,732
90,700	90,750	3,653	2,238	93,700	93,750	3,844	2,403	96,700	96,750	4,035	2,569	99,700	99,750	4,226	2,735
90,750	90,800	3,656	2,240	93,750	93,800	3,847	2,406	96,750	96,800	4,038	2,572	99,750	99,800	4,229	2,738
90,800	90,850	3,659	2,243	93,800	93,850	3,850	2,409	96,800	96,850	4,042	2,575	99,800	99,850	4,233	2,740
90,850	90,900	3,662	2,246	93,850	93,900	3,854	2,412	96,850	96,900	4,045	2,577	99,850	99,900	4,236	2,743
90,900	90,950	3,666	2,249	93,900	93,950	3,857	2,414	96,900	96,950	4,048	2,580	99,900	99,950	4,239	2,746
90,950	91,000	3,669	2,251	93,950	94,000	3,860	2,417	96,950	97,000	4,051	2,583	99,950	100,000	4,242	2,749

2012 New Jersey Tax Rate Schedules

FILING STATUS: Single
Married/CU partner, filing separate return

Table A

		STEP 1	STEP 2			STEP 3		
If Taxable Income (Line 37) is:		Enter Line 37	Multiply Line 37 by:			Subtract	Your Tax	
Over	But not over							
\$ 0	\$ 20,000	_____	× .014 = _____	–	\$ 0 = _____			
\$ 20,000	\$ 35,000	_____	× .0175 = _____	–	\$ 70.00 = _____			
\$ 35,000	\$ 40,000	_____	× .035 = _____	–	\$ 682.50 = _____			
\$ 40,000	\$ 75,000	_____	× .05525 = _____	–	\$ 1,492.50 = _____			
\$ 75,000	\$ 500,000	_____	× .0637 = _____	–	\$ 2,126.25 = _____			
\$ 500,000	and over	_____	× .0897 = _____	–	\$15,126.25 = _____			

FILING STATUS: Married/CU couple, filing joint return
Head of household
Qualifying widow(er)/surviving CU partner

Table B

		STEP 1	STEP 2			STEP 3		
If Taxable Income (Line 37) is:		Enter Line 37	Multiply Line 37 by:			Subtract	Your Tax	
Over	But not over							
\$ 0	\$ 20,000	_____	× .014 = _____	–	\$ 0 = _____			
\$ 20,000	\$ 50,000	_____	× .0175 = _____	–	\$ 70.00 = _____			
\$ 50,000	\$ 70,000	_____	× .0245 = _____	–	\$ 420.00 = _____			
\$ 70,000	\$ 80,000	_____	× .035 = _____	–	\$ 1,154.50 = _____			
\$ 80,000	\$ 150,000	_____	× .05525 = _____	–	\$ 2,775.00 = _____			
\$ 150,000	\$ 500,000	_____	× .0637 = _____	–	\$ 4,042.50 = _____			
\$ 500,000	and over	_____	× .0897 = _____	–	\$17,042.50 = _____			

- A** Accounting Method **10**
 Address Label **12**
 Age, Exemption for **13**
 Alimony **14, 22, 26**
 Allocation—
 Business Income **31**
 Salary/Wages **31**
 Alternative Business Calculation
 Adjustment **26**
 Amended Returns **10**
 American Red Cross – NJ Fund **2, 29**
 Amount You Owe **29**
 Annuities **19**
 Archer MSAs **15, 25**
 Assembling Your Return **45**
 Awards, Prizes **14, 22**
- B** Basis **29**
 Beneficiaries **10, 22**
 Blindness, Exemption for **13**
 Boys and Girls Clubs in New Jersey Fund **2, 29**
 Breast Cancer Research Fund **1, 29**
 Business Income **14, 18, 31**
- C** Cafeteria Plans **15**
 Capital Gains and Losses **14, 18, 29**
 Capital Gains Distributions **18, 30**
 Cat and Dog Spay/Neuter Fund **2, 29**
 Child Support **15, 22, 26**
 Children's Trust Fund **1, 29**
 Civil Unions **12**
 Collection Fees **11**
 Common Mistakes **5**
 Community Food Pantry Fund **2, 29**
 Commuter Transportation Benefits **15**
 Credit From 2011 Return **27**
- D** Deceased Taxpayers **9, 22**
 Dependents **13**
 Disability—
 Exemption for **13**
 Income **15, 19**
 Disability Insurance Contributions, Excess
 Withheld **28**
 Dividends **14, 17**
 Domestic Partnership **12**
 Domicile **4**
 Drug Abuse Education Fund **1, 29**
- E** Early Retirement Benefits **19**
 Employee Business Expenses **16**
 Enclosures With NJ-1040NR **45**
 Endangered Wildlife Fund **1, 29**
 Estates and Trusts **10, 22**
 Estimated Tax **10, 27**
 Exemptions **13**
 Extension of Time to File **7**
- F** Family Leave Insurance Benefits **15**
 Family Leave Insurance Contributions,
 Excess Withheld **28**
 Federal/State Tax Agreement **11**
 Filing Requirements **3**
 Filing Status **4, 12**
- Fiscal Year **7**
 401(K) Plans **20**
 Fraudulent Return **11**
- G** Gains and Losses From Disposition
 of Property **14, 18, 29**
 Gambling Winnings **14, 18**
 General Rule Method **20**
 Gubernatorial Elections Fund Check-Off **14**
- H** Health Enterprise Zone Deduction **26**
 Home, Sale of **30**
 How to Pay **8**
- I** Income—
 Defined **14**
 Exclusions **23, 30**
 Exempt **15**
 In Respect of Decedent **9, 22**
 New Jersey Source **14**
 Percentage **27**
 Installment Sales **30**
 Interest Income **14, 15, 17**
 Interest on Tax Due **11**
 IRA—
 Contributions **20, 25**
 Roth **20**
 Withdrawals **19, 21**
- K** Keogh Plan **19, 25**
 Korean Veterans' Memorial Fund **1, 29**
- L** Literacy Volunteers of America – New
 Jersey Fund **1, 29**
 Lottery Winnings **14, 15, 18**
 Lump-Sum Distributions **20**
 Lung Cancer Research Fund **2, 29**
- M** Meals and Lodging **15**
 Medical Expenses **25, 26**
 Military Personnel (and Spouses) **6**
 Pensions, Military **15, 19**
 Moving Expenses **16**
 Mutual Funds, Reporting Dividends From **17**
- N** New Jersey Veterans Haven Support Fund
2, 29
 NJ-AIDS Services Fund **1, 29**
 NJ National Guard State Family Readiness
 Council Fund **2, 29**
 Nonresident, Defined **3**
- O** Other Retirement Income Exclusion **24**
 Organ and Tissue Donor Awareness
 Education Fund **1, 29**
 Overpayment **9, 29**
- P** Part-Year Residents/Nonresidents **3, 5**
 Partners and Partnerships—
 Income **10**
 Pension Income (NJK-1) **19**
 Share of Income **22, 32**
 Tax Paid on Your Behalf **28**
 Penalties—
 Early Withdrawal of Savings **17**
 On Tax Due **11**
 Underpayment of Estimated Tax **10, 27**
- Pennsylvania Residents **4**
 Pension Exclusion **23**
 Pensions **14, 15, 19**
 Postmark Date **7**
 Privacy Act Notification **11**
 Prizes, Awards **14, 22**
 Prostate Cancer Research Fund **2, 29**
- Q** Qualified Conservation Contributions **26**
 Qualified Investment Fund **17**
- R** Record Keeping **11**
 Refunds **9, 29**
 Rental Income **14, 18, 32**
 Residence Furnished by Employer **15, 23**
 Residency Period **12**
 Resident, Defined **3**
 Rollovers **20**
 Roth IRAs **20**
 Rounding Off to Whole Dollars **11**
 Royalties **14, 18, 32**
- S** S Corporations **14, 22, 33**
 Sale of Home **30**
 Scholarships and Fellowships **14, 15, 22**
 Self-Employed Health Insurance
 Deduction **26**
 Sheltered Workshop Tax Credit **27**
 Sick Pay **15, 16**
 Signatures **11**
 Social Security Number **12, 27**
 Social Security Benefits—
 Exclusion for Persons Not Receiving **24**
 Taxability of **15**
 Statutory Employees **16**
 Students—
 Dependents Attending Colleges **13**
 Filing Requirements **3**
- T** Tax—
 Preparers **11**
 Rate Schedules **43**
 Table **34**
 Withheld **27**
 Tax Assistance **Outside Back Cover**
 Taxpayers' Bill of Rights **4**
 Three-Year Rule Method **19**
 Trusts and Estates **10, 22**
- U** UI/WF/SWF, Excess Withheld **28**
 Unemployment Compensation **15**
 U.S.S. NJ Educational Museum Fund **1, 29**
- V** Vietnam Veterans' Memorial Fund **1, 29**
- W** Wage and Tax Statement (W-2) **16**
 Wages **15**
 When to File **7**
 Where to Send Your Return **9**
 Which Form to Use **3**
 Who Must File **3**
 World Trade Center Scholarship Fund **2, 29**

Assembling Your Return

Be sure to check the following before mailing your completed return:

- ◆ **Check your math.**
- ◆ **Sign and date your return.** Both spouses/civil union partners must sign a joint return.
- ◆ **Enclose** all supporting documents and schedules with the return including:
 - W-2(s)
 - 1099-R(s) and 1099-MISC(s) that indicate NJ withholdings
 - If applicable, New Jersey Form(s): Schedules NJ-BUS-1 and NJ-BUS-2, NJ-630, NJ-1040-SC, NJ-2210, NJ-2440, NJ-2450, GIT-317, NJ-NR-A, Schedule NJK-1 (or copy of Federal Schedule K-1, Form 1065), Schedule NJ-K-1 (or copy of Federal Schedule K-1, Form 1120S), Schedule NJK-1, Form NJ-1041 (or copy of Federal Schedule K-1, Form 1041)
 - Statement of residency (Pennsylvania residents)
 - Statement explaining how your wages are exempt under the Military Spouses Residency Relief Act along with a copy of your spousal military identification card (certain nonmilitary spouses of military personnel).
 - Proof of age and/or disability the first time you claim the exemption(s) on your return
 - Copy of your New Jersey Certificate of Domestic Partnership the first time you claim the exemption on your return
 - If applicable, death certificate of a deceased taxpayer
 - If applicable, copy of Federal Form(s):

Schedule B for interest over \$1,500	Form 4868 for filing under a Federal extension
Schedule C, C-EZ, or F for business income	Form 8283 for Qualified Conservation Contributions
Form 2106 for employee business expenses	Form 8853 for Archer MSA contributions
Form 3903 for moving expenses	
- ◆ **Balance due.** Complete the Payment Voucher, Form NJ-1040NR-V, and return it with your payment if paying by check or money order. Write your social security number on your check or money order. If paying by e-check or credit card, do not include payment voucher.
- ◆ **Use the return envelope** to mail Form NJ-1040NR with related enclosures, payment voucher, and check or money order. **Send only one return per envelope.**
- ◆ **Changes or mistakes** to your original return may be corrected by filing an amended return. See page 10.
- ◆ **Keep a copy** of your return and all supporting documents or schedules.