

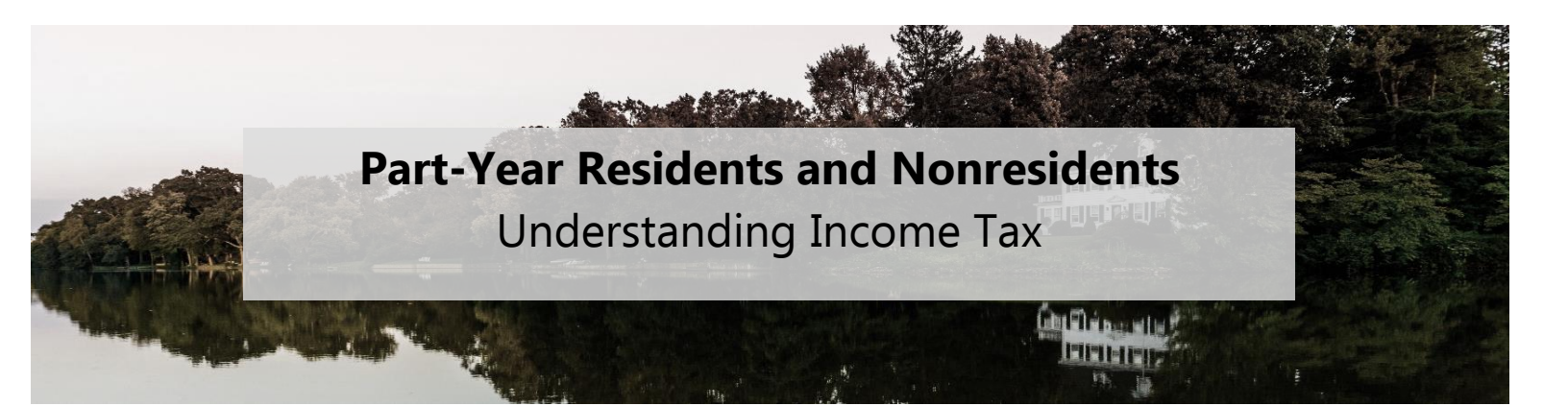
Part-Year Residents and Nonresidents

Understanding Income Tax



View of a home on Spring Lake.

Determining Residency	2
Domicile.....	2
Permanent Home.....	3
Income Filing Threshold	3
Part-Year Resident or Part-Year Nonresident	4
Filing Requirements.....	4
Both Part-Year Resident and Nonresident	5
Examples.....	5
How Residents and Nonresidents Are Taxed	6
Residents.....	6
Nonresidents.....	6
<i>Pennsylvania residents</i>	6
Completing a Part-Year Resident Return	7
Completing a Part-Year Nonresident Return	22
Sample Returns.....	30
Connect With Us	40



Part-Year Residents and Nonresidents

Understanding Income Tax

This bulletin explains:

1. Determining your residency;
2. Your tax responsibilities;
3. How to complete a part-year New Jersey Income Tax return; and
4. When a part-year resident must file **both** resident and nonresident Income Tax returns.

Determining Residency

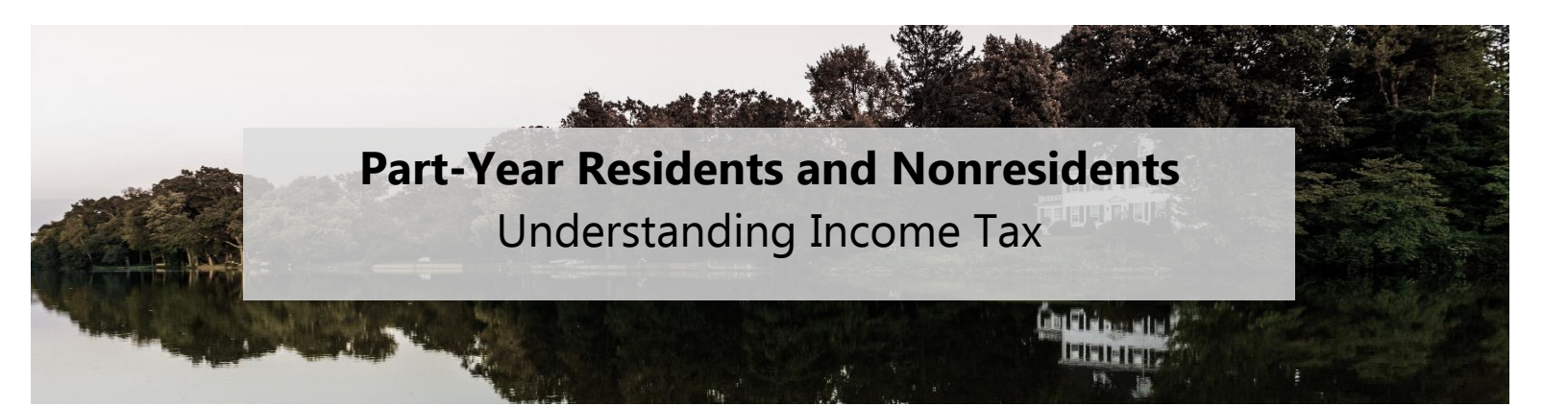
For Gross Income Tax residency determination issues regarding a military service member and their spouse, New Jersey follows the federal Servicemembers Civil Relief Act, 50 U.S.C. § 3901, et seq, which includes the Military Spouses Residency Relief Act and Veterans Auto and Education Improvement Act of 2022. If you are not a current military service member and/or the spouse of an active service member, your residency is determined by where you were **domiciled** during the tax year. If you moved in to or out of New Jersey for part of the year, you are a part-year resident and may need to file a resident tax return to report the income received for the period you resided here. If you are not domiciled in New Jersey, but received income from sources within New Jersey, you may need to file a nonresident tax return. Income from sources within New Jersey for a nonresident individual means the income from the categories of gross income enumerated and classified under chapter 5 of the New Jersey Gross Income Tax Act to the extent that the income is earned, received or acquired from sources within New Jersey.

Domicile is the place and state you consider your permanent home — the place where you intend to return after a period of absence (e.g., vacation, business assignment, educational leave).

You have only one domicile, although you may have more than one place to live. Your domicile continues until you establish a new permanent home elsewhere.

The Division considers many factors when determining if New Jersey is your domicile, including:

- Your intent;
- Where you register to vote;
- Your driver's license and vehicle registration;
- Where you have family ties;
- Whether your federal tax return lists New Jersey as a home address;
- Location of bank accounts;
- Whether you participated in a New Jersey property tax relief program.



Part-Year Residents and Nonresidents

Understanding Income Tax

Permanent Home means a residence that you maintain permanently as your principal residence (main home), whether or not you own it.

Your home is not considered permanent if you maintain it only during a temporary period of time to accomplish a specific purpose (e.g., temporary job assignment). There are, however, specific guidelines for military personnel (see [Military Personnel and Families](#)).

If New Jersey **is** your domicile, you are considered a resident for New Jersey tax purposes, *unless*:

1. You did not maintain a permanent home in New Jersey;
2. You maintained a permanent home outside New Jersey; and
3. You did not spend more than 30 days in New Jersey.

If New Jersey **is not** your domicile, you are only considered a resident if you maintain a *permanent* home and spend more than 183 days here.

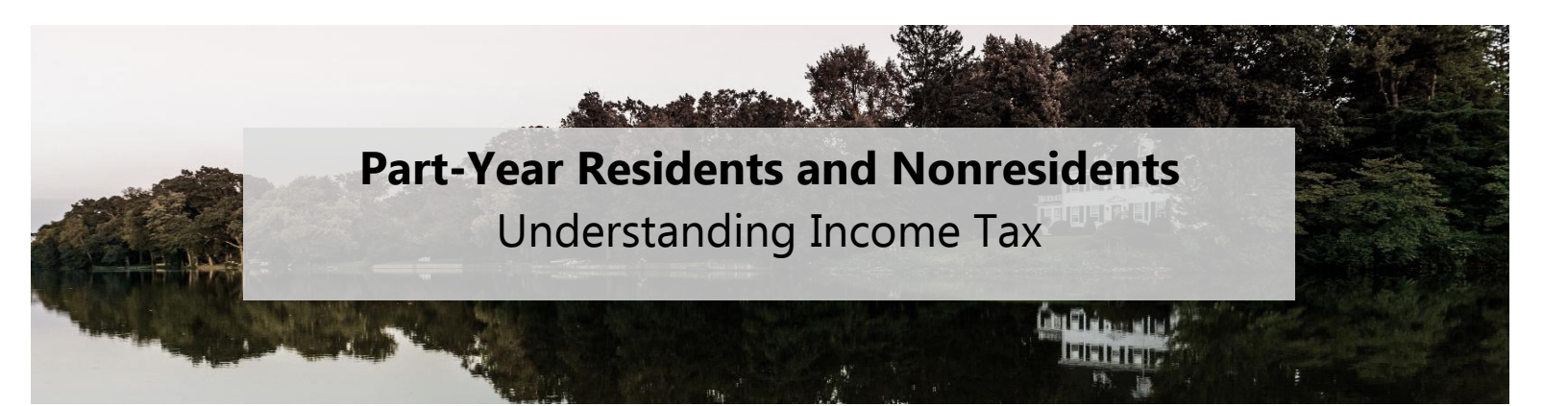
Income Filing Threshold

Your residency status and income determine whether you are required to file a New Jersey Income Tax return. You are responsible for New Jersey Income Tax, and must file, if your gross income exceeds the following:

Filing Thresholds

Filing Status	In-State and Out-of-State Gross Income for the Entire Year
Single Married/CU Partner Filing Separate Return	\$10,000
Married/CU Couple Filing Joint Return Head of Household Qualifying Widow(er)/Surviving CU Partner	\$20,000

You do not have to file a New Jersey return under the following circumstances: You received no income during the part of the year you were a resident, and you had no *New Jersey source* income during the part of the year you were a nonresident.



Part-Year Residents and Nonresidents

Understanding Income Tax

Part-Year Resident or Part-Year Nonresident

If you change your domicile and meet the definition of a resident or nonresident for only part of the year, you are a resident for part of the year (*part-year resident*) and a nonresident for the remainder of that year (*part-year nonresident*).

Filing Requirements

Your filing status and gross income determine whether you have to file a New Jersey Income Tax return. Anyone who meets the income requirements must file.

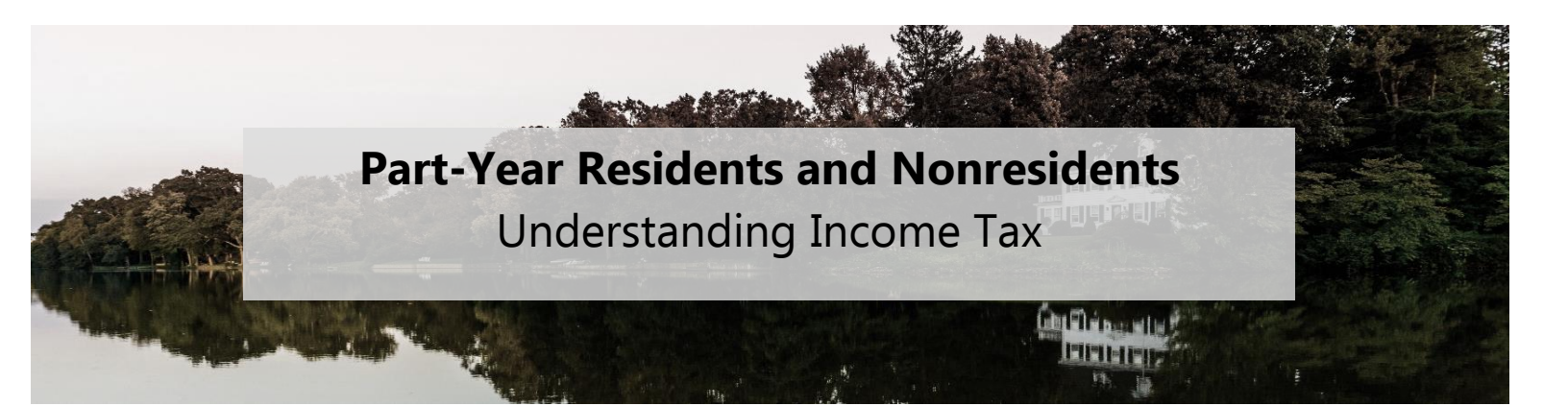
See [Who Must File](#) to find out whether you are required to file.

Part-year residents must use [Form NJ-1040](#) and indicate the period of their New Jersey residency. The return should show only the income received during that period. Likewise, **part-year nonresidents** must use [Form NJ-1040NR](#) and indicate the period of time they were residents.

If you received income from New Jersey sources during **both** your residency and nonresidency periods, you must file both a NJ-1040 and a NJ-1040NR. You must report the income you received during the time you were a resident on your resident return. Report the income received while you were a nonresident on your nonresident return.

Examples

1. A taxpayer was a New Jersey resident from January 1 through December 31. They file a *full-year resident* return showing the income they received that year.
2. Two married taxpayers were New Jersey residents from May 1 to December 31. They had no New Jersey income prior to becoming residents. They must file a *part-year resident* return and report the income they received during their period of residency (May to December).
3. A taxpayer was a full-year resident of New York who worked in New Jersey from July through November. They file a *full-year nonresident* return because they were a nonresident for the entire year. Their New Jersey nonresident return will show the income they received during the period they were a nonresident (i.e., January to December).
4. A taxpayer worked in New Jersey for the entire year. From January 1 to March 31, they were a New Jersey resident. From April 1 to December 31, he was a Delaware resident. They must file two New Jersey Income Tax returns:



Part-Year Residents and Nonresidents Understanding Income Tax

- A *part-year resident* return showing the income they received during the three months they were a New Jersey resident; and
- A *part-year nonresident* return showing their income during the period they were a nonresident of New Jersey.

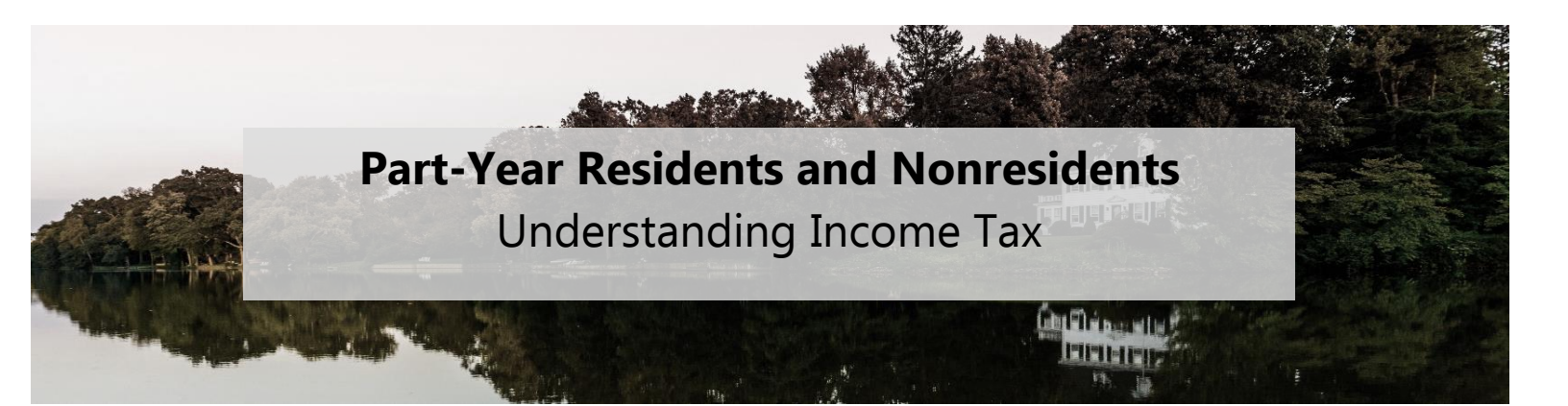
Both Part-Year Resident and Nonresident

If you were a resident for part of the year, you were a nonresident for the remainder of that year. File part-year resident and/or nonresident returns as follows:

- **You must file both a part-year resident return and a part-year nonresident return if:**
 - Your gross income from all sources (both in-state and out-of-state) for the entire year was more than the filing threshold amount (see [chart](#) on page 3);
 - You received income (whether from New Jersey sources or not) during the part of the year you were a resident; **and**
 - You received any amount of income from New Jersey sources during the part of the year you were a nonresident.
- **File a part-year resident return if:**
 - You received income during the part of the year you were a resident; **and**
 - Your income for the entire year is over the filing threshold (see [chart](#)).
- **File a part-year nonresident return if:**
 - You received income from New Jersey during the part of the year you were a nonresident; **and**
 - Your income for the entire year is over the filing threshold (see [chart](#)).

Examples

1. A single taxpayer was a resident of California for 10 months and a resident of New Jersey for two months. Their income as a California resident totaled \$23,000, and the income they received during the two months they were a resident of New Jersey was \$2,900. The taxpayer is subject to tax on the \$2,900 they received as a New Jersey resident because their income from everywhere for the *entire* year was more than the \$10,000 filing threshold amount.



Part-Year Residents and Nonresidents Understanding Income Tax

2. A single taxpayer was a New Jersey resident from January through September, when they moved to Florida and became a resident there. Their income as a resident totaled \$5,800, and their income while a Florida resident was \$600. The taxpayer is not required to file a return, and they owe no New Jersey Income Tax on the \$5,800 because their income from everywhere for the *entire* year was less than the \$10,000 filing threshold amount. However, the taxpayer **must file** a part-year resident return to claim any refund of New Jersey Income Tax that was either withheld or remitted through estimated payments.

When they file their New Jersey return, they must also enclose a copy of their federal income tax return. If they did not file a federal return, they must enclose an informal statement – written, signed, and dated by them – to certify that their income for the year was less than \$10,000.

How Residents and Nonresidents Are Taxed

Residents

Residents are subject to tax on their income from all sources, whether the income is from inside or outside New Jersey. As a part-year resident, your resident return must include all income you received during the time you were a resident. Married/civil union couples filing jointly must report the income of both spouses.

Part-year residents must *prorate* all of their exemptions, deductions, and credits, in addition to pension and other retirement income exclusions, to reflect the time period covered by their return. (In this publication, prorate means to allocate proportionally over a set time period.) See [Completing a Part-Year Resident Return](#).

For more information on completing the resident return, see [instructions for Form NJ-1040](#).

Nonresidents

For nonresidents, New Jersey Income Tax liability is based on the percentage of their total income that comes from New Jersey. The income section of the nonresident return has two columns:

1. Column A, income from everywhere, in which you report total income from all sources (both inside and outside New Jersey combined); and
2. Column B, income from only New Jersey sources.

Pennsylvania residents, see [page 24](#).

As a nonresident, you must calculate your tax on income from all sources as if you were a resident, and then prorate your tax based on your New Jersey source income.

Part-Year Residents and Nonresidents

Understanding Income Tax

For more information on completing the nonresident return, see [instructions for Form NJ-1040NR](#).

Nonresident service members

You are *not* required to include your military pay on the New Jersey nonresident return. This is in accordance with federal legislation (Service members Civil Relief Act, P.L. No. 108-189). Do not report military pay in Column A or Column B of Form NJ-1040NR.

Income you receive as a nonresident from New Jersey sources other than military pay **is taxable**.

In addition, under the federal Military Spouses Residency Relief Act (P.L. 111-97), a military service member's nonmilitary spouse who meets certain requirements is allowed to keep a tax domicile while moving from state to state. Under the Act, a qualified civilian spouse is considered a nonresident and is *not* subject to New Jersey Income Tax on wages earned in New Jersey. Nonresident civilian spouses are subject to tax on all other types of income from New Jersey sources, such as a gain from the sale of property.

Military, see [Military Personnel and Families](#).

Completing a Part-Year Resident Return

- Enter your New Jersey residency period above line 1;
- Report income, withholdings, and payments *for the period of New Jersey residency only*;
- Prorate exemptions, deductions, exclusions, and credits based on residency period;
- If you also complete a part-year nonresident return, allocate your income, withholdings, and payments between the two returns as appropriate.

Part-year residents, provide months/days you were a New Jersey resident during 2023:

From: / 2 3 To: / 2 3

- 1. NJ Residency Status.** Show the beginning and ending dates of your residency period. If you were a resident for 15 days or more of a month, that month counts as a month of residence. So, if you were a resident from January 27 to July 21, you were a resident for six months.

Part-Year Residents and Nonresidents

Understanding Income Tax

15. Wages, salaries, tips, and other employee compensation (State wages from Box 16 of enclosed W-2(s)) (See instructions)	15.	<input type="text"/>	<input type="text"/>	<input type="text"/>	<input type="text"/>	<input type="text"/>	<input type="text"/>	<input type="text"/>	<input type="text"/>
16a. Taxable interest income (Enclose federal Schedule B if over \$1,500) (See instructions)	16a.	<input type="text"/>	<input type="text"/>	<input type="text"/>	<input type="text"/>	<input type="text"/>	<input type="text"/>	<input type="text"/>	<input type="text"/>
16b. Tax-exempt interest income (Enclose Schedule) (See instructions) Do not include on line 16a.....	16b.	<input type="text"/>	<input type="text"/>	<input type="text"/>	<input type="text"/>	<input type="text"/>	<input type="text"/>	<input type="text"/>	<input type="text"/>
17. Dividends.....	17.	<input type="text"/>	<input type="text"/>	<input type="text"/>	<input type="text"/>	<input type="text"/>	<input type="text"/>	<input type="text"/>	<input type="text"/>
18. Net profits from business (Schedule NJ-BUS-1, Part I, line 4) (Enclose federal Schedule C).....	18.	<input type="text"/>	<input type="text"/>	<input type="text"/>	<input type="text"/>	<input type="text"/>	<input type="text"/>	<input type="text"/>	<input type="text"/>
19. Net gains or income from disposition of property (Schedule NJ-DOP, line 4)	19.	<input type="text"/>	<input type="text"/>	<input type="text"/>	<input type="text"/>	<input type="text"/>	<input type="text"/>	<input type="text"/>	<input type="text"/>
20a. Taxable pension, annuity, and IRA distributions/withdrawals (See instructions)	20a.	<input type="text"/>	<input type="text"/>	<input type="text"/>	<input type="text"/>	<input type="text"/>	<input type="text"/>	<input type="text"/>	<input type="text"/>
20b. Excludable pension, annuity, and IRA distributions/withdrawals	20b.	<input type="text"/>	<input type="text"/>	<input type="text"/>	<input type="text"/>	<input type="text"/>	<input type="text"/>	<input type="text"/>	<input type="text"/>
21. Distributive Share of Partnership Income (Schedule NJ-BUS-1, Part II, line 4) (Enclose Schedule NJK-1 or federal Schedule K-1)	21.	<input type="text"/>	<input type="text"/>	<input type="text"/>	<input type="text"/>	<input type="text"/>	<input type="text"/>	<input type="text"/>	<input type="text"/>
22. Net pro rata share of S Corporation Income (Schedule NJ-BUS-1, Part III, line 4) (Enclose Schedule NJ-K-1 or federal Schedule K-1)	22.	<input type="text"/>	<input type="text"/>	<input type="text"/>	<input type="text"/>	<input type="text"/>	<input type="text"/>	<input type="text"/>	<input type="text"/>
23. Net gains or income from rents, royalties, patents, and copyrights (Schedule NJ-BUS-1, Part IV, line 4)	23.	<input type="text"/>	<input type="text"/>	<input type="text"/>	<input type="text"/>	<input type="text"/>	<input type="text"/>	<input type="text"/>	<input type="text"/>
24. Net gambling winnings (See instructions).....	24.	<input type="text"/>	<input type="text"/>	<input type="text"/>	<input type="text"/>	<input type="text"/>	<input type="text"/>	<input type="text"/>	<input type="text"/>
25. Alimony and separate maintenance payments received.....	25.	<input type="text"/>	<input type="text"/>	<input type="text"/>	<input type="text"/>	<input type="text"/>	<input type="text"/>	<input type="text"/>	<input type="text"/>
26. Other (Enclose documents) (See instructions).....	26.	<input type="text"/>	<input type="text"/>	<input type="text"/>	<input type="text"/>	<input type="text"/>	<input type="text"/>	<input type="text"/>	<input type="text"/>

2. Income. Complete lines 15–26. Enter the total amount you received in each category of income while you were a New Jersey resident.

27. Total Income (Add lines 15, 16a, 17 through 20a, and 21 through 26)	27.	<input type="text"/>	<input type="text"/>	<input type="text"/>	<input type="text"/>	<input type="text"/>	<input type="text"/>	<input type="text"/>	<input type="text"/>
28a. Pension/Retirement Exclusion (See instructions)	28a.	<input type="text"/>	<input type="text"/>	<input type="text"/>	<input type="text"/>	<input type="text"/>	<input type="text"/>	<input type="text"/>	<input type="text"/>
28b. Other Retirement Income Exclusion (See Worksheet D and instructions pages 20–21)	28b.	<input type="text"/>	<input type="text"/>	<input type="text"/>	<input type="text"/>	<input type="text"/>	<input type="text"/>	<input type="text"/>	<input type="text"/>
28c. Total Exclusion Amount (Add lines 28a and 28b)	28c.	<input type="text"/>	<input type="text"/>	<input type="text"/>	<input type="text"/>	<input type="text"/>	<input type="text"/>	<input type="text"/>	<input type="text"/>
29. New Jersey Gross Income (Subtract line 28c from line 27) (See instructions)	29.	<input type="text"/>	<input type="text"/>	<input type="text"/>	<input type="text"/>	<input type="text"/>	<input type="text"/>	<input type="text"/>	<input type="text"/>

3. Pension and Other Retirement Income Exclusion.

a. Retirement/Pension Exclusion (line 28a). This is only available if your entire income for the year was \$150,000 or less. If your income for the entire year is between \$0 and \$100,000, prorate the maximum exclusion amount from [this chart](#) based on the number of months you were a New Jersey resident. See the example on the next page. If your income for the entire year is over \$100,000, do not prorate the exclusion amount. See [instructions for Form NJ-1040](#).

Part-Year Residents and Nonresidents

Understanding Income Tax

If you and your spouse file a joint return, and only one of you is 62 or older or disabled, you can claim the full amount of the prorated exclusion. However, only the income of the one who is 62 or older or disabled can be excluded.

- b. *Other Retirement Income Exclusion (line 28b)*. If you (and/or your spouse if filing jointly) were 62 or older on the last day of the tax year, you may qualify to exclude other income on line 28b.

There are two parts to the total exclusion:

1. **Part I**, the unclaimed portion of your prorated pension exclusion; and
2. **Part II**, a special exclusion for taxpayers who cannot receive Social Security or Railroad Retirement benefits.

Prorating the Pension Exclusion:

$$\text{Total Pension Exclusion Amount} \times \frac{\text{Months of NJ Residence}}{12} = \text{Prorated Pension Exclusion Amount}$$

Example

A 65-year-old, single taxpayer who was a New Jersey resident for four months of the 2023 Tax Year prorates the pension exclusion amount like this:

$$\$45,000 \times \frac{4}{12} = \$15,000$$

Do not complete Worksheet D in the NJ-1040 instructions to calculate the total exclusion amount you are eligible to claim. Instead, use Worksheet E.

More Information. For more detailed information on pensions, annuities, and IRAs, see [Retirement Income](#) and [Roth IRAs](#). For information on calculating your partnership and S corporation income, see [Income From Partnerships](#) and [Income from S Corporations](#).

4. **Exemptions.** You must prorate the total exemption allowance amount (line 13) based on the number of months you were a resident. For this calculation, 15 days or more equals a full month. Use the formula below, and then enter the prorated exemption amount on line 30.

Prorating the Exemption Allowance:

$$\text{Line 13} \times \frac{\text{Months of NJ Residence}}{12} = \text{Prorated Exemption Amount}$$

Part-Year Residents and Nonresidents

Understanding Income Tax

30. Exemption Amount (Enter amount from line 13. Part-year residents see instr.)	30.	
31. Medical Expenses (See Worksheet F and instructions).....	31.	
32. Alimony and separate maintenance payments (See instructions)	32.	
33. Qualified Conservation Contribution.....	33.	
34. Health Enterprise Zone Deduction	34.	
35. Alternative Business Calculation Adjustment (Schedule NJ-BUS-2, line 11)	35.	
36. Organ/Bone Marrow Donation Deduction (See instructions)	36.	
37a. NJBEST Deduction <input style="width: 20px; height: 20px; border: 1px solid red;" type="text"/> <input style="width: 20px; height: 20px; border: 1px solid red;" type="text"/> <input style="width: 20px; height: 20px; border: 1px solid red;" type="text"/> <input style="width: 20px; height: 20px; border: 1px solid red;" type="text"/> <input style="width: 20px; height: 20px; border: 1px solid red;" type="text"/> <input style="width: 20px; height: 20px; border: 1px solid red;" type="text"/> <input style="width: 20px; height: 20px; border: 1px solid red;" type="text"/>		b. NJCLASS Deduction <input style="width: 20px; height: 20px; border: 1px solid red;" type="text"/> <input style="width: 20px; height: 20px; border: 1px solid red;" type="text"/> <input style="width: 20px; height: 20px; border: 1px solid red;" type="text"/> <input style="width: 20px; height: 20px; border: 1px solid red;" type="text"/> <input style="width: 20px; height: 20px; border: 1px solid red;" type="text"/> <input style="width: 20px; height: 20px; border: 1px solid red;" type="text"/>
		c. NJ Higher Ed. Tuition Ded. <input style="width: 20px; height: 20px; border: 1px solid red;" type="text"/> <input style="width: 20px; height: 20px; border: 1px solid red;" type="text"/> <input style="width: 20px; height: 20px; border: 1px solid red;" type="text"/> <input style="width: 20px; height: 20px; border: 1px solid red;" type="text"/> <input style="width: 20px; height: 20px; border: 1px solid red;" type="text"/> <input style="width: 20px; height: 20px; border: 1px solid red;" type="text"/>
38. Total Exemptions and Deductions (Add lines 30 through 37c).....	38.	<input style="width: 20px; height: 20px; border: 1px solid red;" type="text"/> <input style="width: 20px; height: 20px; border: 1px solid red;" type="text"/> <input style="width: 20px; height: 20px; border: 1px solid red;" type="text"/> <input style="width: 20px; height: 20px; border: 1px solid red;" type="text"/> <input style="width: 20px; height: 20px; border: 1px solid red;" type="text"/> <input style="width: 20px; height: 20px; border: 1px solid red;" type="text"/>
39. Taxable Income (Subtract line 38 from line 29).....	39.	<input style="width: 20px; height: 20px; border: 1px solid red;" type="text"/> <input style="width: 20px; height: 20px; border: 1px solid red;" type="text"/> <input style="width: 20px; height: 20px; border: 1px solid red;" type="text"/> <input style="width: 20px; height: 20px; border: 1px solid red;" type="text"/> <input style="width: 20px; height: 20px; border: 1px solid red;" type="text"/> <input style="width: 20px; height: 20px; border: 1px solid red;" type="text"/>

5. Deductions.

- a. *Medical Expenses (line 31).* You can deduct certain medical expenses for which you were not reimbursed by insurance or any other plan, qualified Archer medical savings account (MSA) contributions, and self-employed health insurance costs. Complete Worksheet F, located in the [NJ-1040 instructions](#), to calculate your deduction for medical expenses while you were a resident.
- b. *Alimony and Separate Maintenance Payments (line 32).* You can deduct alimony and separate maintenance payments paid while you were a resident. You cannot deduct child support payments. Refer to the [Tax Guide on divorce](#) for more information.
- c. *Qualified Conservation Contribution (line 33).* You can deduct the amount of any qualified conservation contribution you made while you were a resident.
- d. *Health Enterprise Zone (line 34).* If you provide primary care services in a qualified medical or dental practice you own, that is located in or within five miles of a designated Health Enterprise Zone (HEZ), you may be able to deduct a percentage of the net income from that practice. See [Health Enterprise Zones](#) for information on how to calculate the HEZ deduction.
- e. *Alternative Business Calculation Adjustment (line 35).* If you report net business loss(es) on Schedule NJ-BUS-1, Business Income Summary Schedule, you may be eligible for an income adjustment based on the loss(es) incurred during your residency period. Complete [Schedule NJ-BUS-2](#), Form NJ-1040 to calculate the adjustment amount.

Part-Year Residents and Nonresidents

Understanding Income Tax

- f. *Organ/Bone Marrow Donation Deduction (line 36).* If you donated an organ or bone marrow to another person for transplantation, you may be eligible to deduct up to \$10,000 of unreimbursed expenses for travel, lodging, and lost wages as a result of your donation. The deductions must be claimed in the year in which the expenses occurred, and you may be asked to provide [supporting documentation](#).
- g. *New Jersey College Affordability Deductions (line 37a-c).* If your gross income was \$200,000 or less, you may be eligible to deduct certain educational expenses. You can deduct up to \$10,000 of contributions made during the year into an NJBEST (New Jersey Better Educational Savings Trust) account on line 37a; deduct up to \$2,500 of principal and interest paid during the year on an NJCLASS (New Jersey College Loans to Assist State Students) loan on line 37b; or if you, your spouse, or your dependent enroll in or attend a New Jersey institution of higher education, you can deduct up to \$10,000 for tuition costs paid during the year on line 37c.

New Jersey does not allow deductions for adjustments taken on the federal return, such as employee business expenses or IRA and Keogh Plan contributions.

40a. Total Property Taxes (18% of Rent) Paid (See instructions page 25)40a.

40b. Indicate your residency status during 2023 (fill in only one oval) Homeowner Tenant Both

41. Property Tax Deduction (From Worksheet H) (See instructions).....41.

Part-Year Residents and Nonresidents

Understanding Income Tax

Worksheet H

Property Tax Deduction/Credit

Review the eligibility requirements on page 25 before completing Worksheet H. Part-year residents see page 30.

Complete both columns of this worksheet to find out whether the deduction or the credit is better for you.

1. **Property Taxes.** Enter the property taxes from line 40a, Form NJ-1040. 1. _____
 Senior Freeze (Property Tax Reimbursement) applicants must use their base year amount.
 (See instructions on page 30.)
2. **Property Tax Deduction.** Is the amount on line 1 of this worksheet \$15,000 or more (\$7,500 or more if you and your spouse file separate returns but maintained the same main home)?
 - Yes. Enter \$15,000 (\$7,500 if you and your spouse file separate returns but maintained the same main home).
 - No. Enter the amount from line 1. 2. _____

STOP — if you are claiming a credit for taxes paid to other jurisdictions.
 Complete only lines 1 and 2. Then complete Schedule NJ-COJ and Worksheet I.
 (See instructions on page 31.)

3. Taxable Income (From line 39 of Form NJ-1040)
4. Property Tax Deduction (From line 2 above)
5. New Jersey Taxable Income (Subtract line 4 from line 3)
6. Tax on line 5 amount (From Tax Table or Tax Rate Schedules)
7. Subtract line 6, column A from line 6, column B

	Column A	Column B
3.	3.	3.
4.	4.	4. - 0 -
5.	5.	5.
6.	6.	6.
7.	7.	7.

8. **Is the line 7 amount \$50 or more** (\$25 if you and your spouse file separate returns but maintained the same main home)? **Part-year residents** see page 30 before answering "No."


Yes. The Property Tax Deduction is more beneficial for you. Make the following entries on your return.

<i>Form NJ-1040</i>	<i>Enter amount from:</i>
Line 41	Line 4, column A
Line 42	Line 5, column A
Line 43	Line 6, column A
Line 56	Make no entry

No. The Property Tax Credit is more beneficial for you. Make the following entries on your return.

<i>Form NJ-1040</i>	<i>Enter amount from:</i>
Line 41	Make no entry
Line 42	Line 5, column B
Line 43	Line 6, column B
Line 56	\$50 (\$25 if you and your spouse file separate returns but maintained the same main home). Part-year residents must prorate this amount. (See instructions on page 30.)

(Keep for your records)



Part-Year Residents and Nonresidents Understanding Income Tax

6. Total Property Taxes (18% of Rent) Paid (line 40a). Enter the property taxes, or 18% of your rent, due and paid on your qualified principal residence (main home) while you were a resident.

Property Tax Deduction/Credit (line 41/line 56). Part-year residents may be eligible to claim a deduction (up to 100% of property taxes due and paid or up to \$15,000, whichever is less) or a refundable credit (up to \$50) for property taxes, or 18% of rent, due and paid during their residency period.

If you do not claim credit for taxes paid to another jurisdiction, complete Worksheet H to determine the property tax deduction and whether you should take the property tax deduction on line 41, Form NJ-1040 or the property tax credit on line 56.

If you claim credit for taxes paid to another jurisdiction, first complete lines 1 and 2 of Worksheet H, and then complete Schedule NJ-COJ and Worksheet I to make this determination. Enter on line 1 of Worksheet H the amount of property taxes, or 18% of rent due and paid, while you were a resident from line 40a, Form NJ-1040.

Complete the remainder of the worksheet according to the instructions. The maximum credit for a full-year resident is \$50 (or \$25 if you and your spouse file separate returns but lived together). You must prorate this amount based on the number of months you were a resident. For example, if you were a resident for nine months, you are eligible for a maximum credit of \$37.50. After prorating, answer the question at line 8 of Worksheet H based on this prorated amount. This will determine whether you will receive a greater benefit by taking the property tax deduction or claiming the prorated credit.

More Information. For information on claiming credit for taxes paid to another jurisdiction, see [Credit for Taxes Paid to Other Jurisdictions \(Wage Income\)](#), and [Credit for Taxes Paid to Other Jurisdictions \(Business/Nonwage Income\)](#). For more detailed information on the Property Tax Deduction/Credit, see the [instructions for Form NJ-1040](#).

Part-Year Residents and Nonresidents

Understanding Income Tax

46. Sheltered Workshop Tax Credit.....46.

8. Sheltered Workshop Tax Credit (line 46). Enter the amount of your Sheltered Workshop Tax Credit from Part IV, line 12 of [Form GIT-317](#). Allocate the total amount of the credit between your part-year resident and part-year nonresident returns, if appropriate.

47. Gold Star Family Counseling Credit (See instructions).....47.

9. Gold Star Family Counseling Credit (line 47). This credit is for mental health care professionals who provided counseling through the Gold Star Family Counseling program. The amount of the credit is equal to the number of hours of counseling provided through the program (a minimum of 20 hours and a maximum of 40 hours per year) multiplied by the TRICARE rate for the service. The credit is nonrefundable and cannot reduce your Income Tax liability to an amount less than zero.

If you claim this credit, we will need to verify your eligibility. You will be asked to provide *copies* of the following:

- A statement with the number of counseling hours donated to Gold Star families in New Jersey along with the TRICARE rate for those counseling services; **and**
- A letter from the Gold Star Counseling Program verifying your participation; **and**
- A copy of your New Jersey State license from one of the following:
 - The State Board of Medical Examiners, the State Board of Psychological Examiners, the State Board of Social Work Examiners, the State Board of Marriage and Family Therapy Examiners, the Alcohol and Drug Counselor Committee, the Professional Counselor Examiners Committee, or the Certified Psychoanalysts Advisory Committee.

48. Credit for Employer of Organ/Bone Marrow Donor (See instructions).....48.

10. Credit for Employer of Organ/Bone Marrow Donor (line 48). If you are an employer who provided paid time off to an employee who missed work to donate an organ or bone marrow for transplantation, you may be able to claim a credit. The paid time off must have been in addition to any other paid time off for which the employee was entitled. If you qualify, you can take a credit of 25% of the employee's salary for up to 30 days of time missed from work for each donation.

You may be asked to [provide documentation](#) indicating that you are eligible to claim the credit, such as employee pay statements and a letter from a physician.

Part-Year Residents and Nonresidents

Understanding Income Tax

53c. Shared Responsibility Payment (See instructions)	53c.	<input type="text"/> <input type="text"/> <input type="text"/> <input type="text"/> <input type="text"/> <input type="text"/> <input type="text"/> <input type="text"/> <input type="text"/> <input type="text"/> <input type="text"/>
REQUIRED Enclose Schedule NJ-HCC and fill in <input type="text"/>		
54. Total Tax Due (Add lines 50 through 53c)	54.	<input type="text"/> <input type="text"/> <input type="text"/> <input type="text"/> <input type="text"/> <input type="text"/> <input type="text"/> <input type="text"/> <input type="text"/> <input type="text"/>

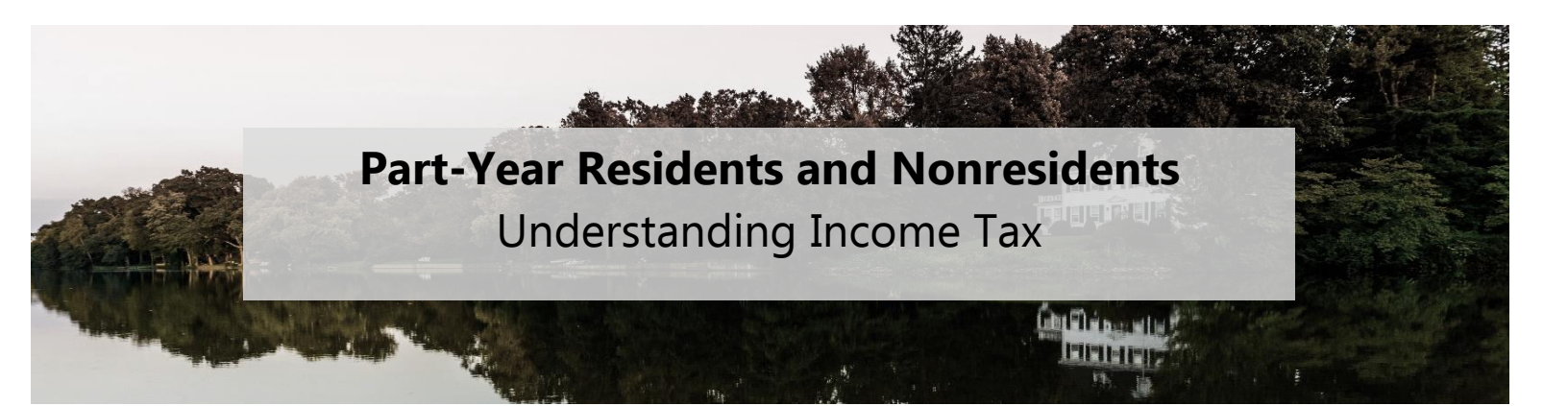
11. Shared Responsibility Payment (line 53c). If you are a resident who is required to file a return, you must have [minimum essential health coverage](#) for the year, unless you qualify for an [exemption](#), or qualify for a waiver by participating in the New Jersey Easy Enrollment Health Insurance Program. Part-year residents must have coverage or qualify for an exemption for each month of their New Jersey residency or qualify for a waiver. If you or anyone in your tax household did not have the required coverage and does not qualify for an exemption, you owe a [shared responsibility payment](#).

Your tax household includes you, your spouse (if filing jointly), and any individuals you claim as dependents on your NJ-1040. It also includes individuals you can, but do not, claim as dependents on your return.

Refer to the [NJ-1040 instructions](#) for more information on how to complete [Schedule NJ-HCC](#) and calculate your shared responsibility payment.

If your income on line 29 is under the filing threshold for your filing status, you do not owe a shared responsibility payment. *Do not* complete line 53c.

55. Total NJ Income Tax Withheld (Enclose Forms W-2 and 1099)(Part-year residents, see instr.)	55.	<input type="text"/> <input type="text"/> <input type="text"/> <input type="text"/> <input type="text"/> <input type="text"/> <input type="text"/> <input type="text"/> <input type="text"/> <input type="text"/>
56. Property Tax Credit (See instructions page 25).....	56.	<input type="text"/> <input type="text"/> <input type="text"/> <input type="text"/> <input type="text"/> <input type="text"/>
57. New Jersey Estimated Tax Payments/Credit from 2022 tax return	57.	<input type="text"/> <input type="text"/> <input type="text"/> <input type="text"/> <input type="text"/> <input type="text"/> <input type="text"/> <input type="text"/> <input type="text"/> <input type="text"/>
58. New Jersey Earned Income Tax Credit (See instructions)	58.	<input type="text"/> <input type="text"/> <input type="text"/> <input type="text"/> <input type="text"/> <input type="text"/>
Fill in <input type="text"/> if you had the IRS calculate your federal earned income credit		
Fill in <input type="text"/> if you are a CU couple claiming the NJ Earned Income Tax Credit		
59. Excess New Jersey UI/WF/SWF Withheld (Enclose Form NJ-2450) (See instructions)	59.	<input type="text"/> <input type="text"/> <input type="text"/> <input type="text"/> <input type="text"/> <input type="text"/>
60. Excess New Jersey Disability Insurance Withheld (Enclose Form NJ-2450) (See instructions).....	60.	<input type="text"/> <input type="text"/> <input type="text"/> <input type="text"/> <input type="text"/> <input type="text"/>
61. Excess New Jersey Family Leave Insurance Withheld (Enclose Form NJ-2450) (See instructions)	61.	<input type="text"/> <input type="text"/> <input type="text"/> <input type="text"/> <input type="text"/> <input type="text"/>
62. Wounded Warrior Caregivers Credit (See instructions)	62.	<input type="text"/> <input type="text"/> <input type="text"/> <input type="text"/> <input type="text"/> <input type="text"/>
63. Pass-Through Business Alternative Income Tax Credit (See instructions)	63.	<input type="text"/> <input type="text"/> <input type="text"/> <input type="text"/> <input type="text"/> <input type="text"/>
64. Child and Dependent Care Credit (See instructions)	64.	<input type="text"/> <input type="text"/> <input type="text"/> <input type="text"/> <input type="text"/> <input type="text"/>
Fill in <input type="text"/> if you are a CU couple claiming the Child and Dependent Care Credit		
65. New Jersey Child Tax Credit (See instructions)	65.	<input type="text"/> <input type="text"/> <input type="text"/> <input type="text"/> <input type="text"/> <input type="text"/>
# of dependents age 5 or younger on 12/31/23 <input type="text"/>		
66. Total Withholdings, Credits, and Payments (Add lines 55 through 65)	66.	<input type="text"/> <input type="text"/> <input type="text"/> <input type="text"/> <input type="text"/> <input type="text"/>



Part-Year Residents and Nonresidents Understanding Income Tax

12. Tax Withheld/Property Tax Credit/Estimated Payments.

- a. *Line 55.* Enter the amount of New Jersey Income Tax withheld from wages you earned or other payments you received while you were a resident. If your employer combined wages you earned as a resident and wages you earned as a nonresident on the same W-2, allocate the New Jersey Income Tax withheld (box 17) between your part-year resident and part-year nonresident returns and enter only the tax withheld while you were a resident. If you did not earn any of the wages on the W-2 while a nonresident, report the total New Jersey tax withheld that is shown on the W-2.
- b. *Line 56.* Enter the amount of your prorated credit (if any).
- c. *Line 57.* Enter the amount of estimated payments to New Jersey for your period of residency. If you made estimated payments both as a resident and as a nonresident, enter on your part-year resident return the payment(s) made to meet the tax liability for your period of residency. Enter on the part-year nonresident return the payment(s) made to satisfy your tax liability during your non-residency period. Also enter any amounts paid to qualify for an extension of time to file.

13. New Jersey Earned Income Tax Credit (line 58). You must file Form NJ-1040 to receive a New Jersey Earned Income Tax Credit. Most residents who are eligible **and** file for a federal earned income credit can also receive a New Jersey credit equal to 40% of the federal benefit. Calculate the amount with this formula:

Federal earned income credit _____ $\times .4 =$ _____

Part-year residents must prorate the credit based on the number of months you were a resident.

If the IRS is calculating your federal credit, fill in the first oval below line 58, Form NJ-1040. The IRS is expected to provide clarifying information to the Division of Taxation. Please allow at least 90 days for the Division to process the information, after which the New Jersey Earned Income Tax Credit will be issued as part of your Income Tax refund.

Part-Year Residents and Nonresidents

Understanding Income Tax

PRORATING THE NEW JERSEY EARNED INCOME TAX CREDIT:

$$\text{Total New Jersey EITC Amount} \times \frac{\text{Months of NJ Residence}}{12} = \text{Prorated New Jersey EITC Amount}$$

14. Wounded Warrior Caregivers Credit (line 62). This credit is for resident taxpayers who provided care for a relative who is a qualified armed services member and has gross income of \$100,000 or less (married, filing joint; head of household; qualifying widow(er)) or \$50,000 or less (single; married, filing separate).

A **relative** is a:

Spouse	Parent	Child	Brother	Sister
Grandparent	Grandchild	Aunt	Uncle	First Cousin
Nephew	Niece	Great-grandparent	Great-grandchild	

A **qualifying armed services member** is a person who:

- Was honorably discharged or released under honorable circumstances by the last day of the tax year; **and**
- Has a disability emerging from active U.S. military service in war or conflict on or after September 11, 2001; **and**
- Has either a 100% disability rating or receives individual employability benefits. (Those benefits result from one disability of at least 60% or two disabilities with a combined rating of at least 70%, and one of the two disabilities is at least 40%); **and**
- Lived with you in New Jersey for at least six months of the tax year.

Complete [Schedule NJ-WWC](#) to calculate the credit. If two or more people care for the same person, the credit is divided based on the share of total care expenses for the year. If you claim the credit, you will be asked to provide *copies* of the following:

- Your Schedule NJ-WWC;
- A letter from the Department of Veterans Affairs stating that the qualified armed service member has Individual Unemployability status; **and**
- Your most recent VA benefit letter.

Part-year residents must use their income for the entire year when determining eligibility.

Part-Year Residents and Nonresidents

Understanding Income Tax

63. Pass-Through Business Alternative Income Tax Credit (See instructions)63.

64. Child and Dependent Care Credit (See instructions) 64.

Fill in if you are a CU couple claiming the Child and Dependent Care Credit

of dependents age 5 or younger on 12/31/23

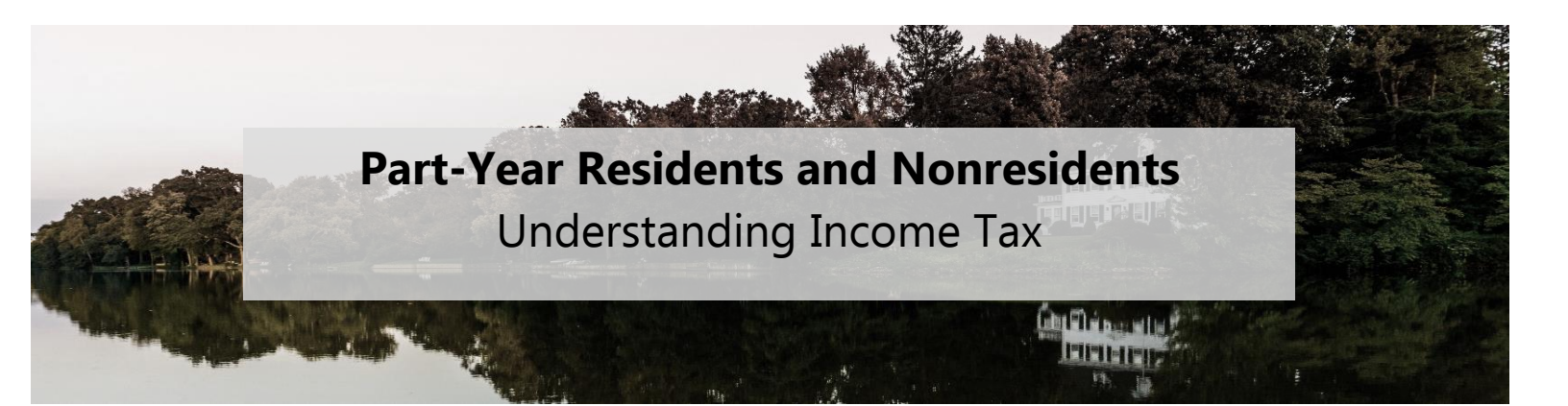
65. New Jersey Child Tax Credit (See instructions) 65.

15. Pass-Through Business Alternative Income Tax Credit (line 63). For more information on the Pass-Through Business Alternative Income Tax Credit, visit our [website](#).

16. Child and Dependent Care Credit (line 64). This credit is available to certain taxpayers who have taxable income, shown on line 42, of \$150,000 or less, and paid someone to care for a qualifying person so they can work or look for work. To qualify, you must be allowed a federal credit for child and dependent care expenses. If your filing status is married, filing separately, you are only eligible for the credit if you meet certain exceptions for federal purposes.

Worksheet J			
Child and Dependent Care Credit			
1.	Enter your federal credit for child and dependent care expenses.....	1.	
2.	Enter your taxable income from line 42, NJ-1040. If blank, enter zero.....	2.	
3.	Enter the percentage below based on the amount on line 2.		
	If line 2 is	Enter %	
	\$30,000 or less	50%	
	Over \$30,000 but not over \$60,000	40%	
	Over \$60,000 but not over \$90,000	30%	
	Over \$90,000 but not over \$120,000	20%	
	Over \$120,000 but not over \$150,000	10%	
	Over \$150,000	not eligible	3. %
4.	Multiply line 1 by the percentage on line 3. Also enter this amount on line 64, NJ-1040. Part-year residents see page 44.....	4.	
(Keep for your records)			

PRORATING THE CREDIT ALLOWANCE:		
Total Credit Amount	× $\frac{\text{Months of NJ Residence}}{12}$	= Credit Amount



Part-Year Residents and Nonresidents Understanding Income Tax

17. New Jersey Child Tax Credit (line 65). If your taxable income is \$80,000 or less, you are eligible for a credit for each dependent who is under the age of 6 on the last day of the tax year. If your filing status is married filing separately, you are not eligible for this credit.

Part-Year Residents and Nonresidents

Understanding Income Tax

Do not file Form NJ-1040-HW if you owned and occupied your principal residence in New Jersey on October 1, 2023. Your property tax credit will be included with your ANCHOR benefit, provided you file a ANCHOR application.

If you are applying for the Wounded Warrior Caregiver Credit, use Form NJ-1040HW *only* if you:

- Have not filed and will not file a 2023 New Jersey resident Income Tax return; **and**
- Had gross income from everywhere (in-state and out-of-state) for the entire year of \$20,000 or less (or \$10,000 or less if filing status is single or married/CU partner, filing separate return). Part-year residents must use income for the entire year.

Completing a Part-Year Nonresident Return

Important Points:

- Enter the dates you were a New Jersey resident above line 1;
- Report income, withholdings, and payments for the period of New Jersey nonresidency only;
- When reporting your income, fill out both Column A and Column B completely;
- Prorate exemptions, deductions, exclusions, and credits based on the nonresidency period;
- If you also complete a part-year resident return, allocate your income, withholdings, and payments between the part-year resident and part-year nonresident returns as appropriate.

Check box if this is an amended return <input type="checkbox"/>					
FOR PRIVACY ACT NOTIFICATION SEE INSTRUCTIONS	Your Social Security Number	Last Name, First Name, and Initial (Joint filers enter first name and initial of each. Enter spouse/CU partner last name only if different.)		NJ RESIDENCY STATUS If you were a New Jersey resident for ANY part of the tax year, give the period of New Jersey residency. From _____ MONTH DAY YEAR To _____ MONTH DAY YEAR	
	Spouse's/CU Partner's Social Security Number	Home Address (Number and Street, incl. apt. # or rural route) Change of address <input type="checkbox"/> Foreign address <input type="checkbox"/>			
	State of Residency (outside NJ)	City, Town, Post Office	State		ZIP Code
FOR PRIVACY ACT NOTIFICATION SEE INSTRUCTIONS	Filing Status (Check only ONE box) 1. <input type="checkbox"/> Single 2. <input type="checkbox"/> Married/CU Couple, filing joint return 3. <input type="checkbox"/> Married/CU Partner, filing separate return Name and SSN of Spouse/CU Partner 4. <input type="checkbox"/> Head of Household 5. <input type="checkbox"/> Qualifying Widow(er)/Surviving CU Partner		EXEMPTIONS	6. Regular <input checked="" type="checkbox"/> Yourself <input type="checkbox"/> Spouse/CU Partner <input type="checkbox"/> Domestic Partner 7. Age 65 or over <input type="checkbox"/> Yourself <input type="checkbox"/> Spouse/CU Partner 8. Blind or Disabled <input type="checkbox"/> Yourself <input type="checkbox"/> Spouse/CU Partner 9. Veteran Exemption <input type="checkbox"/> Yourself <input type="checkbox"/> Spouse/CU Partner 10. Number of your qualified dependent children 11. Number of other dependents 12. Dependents attending colleges (See Instructions) 13. For line 13a – Add lines 6, 7, 8, and 12. For line 13b – Add lines 10 and 11. For line 13c – Enter amount from line 9.	6. <input type="text"/> 7. <input type="text"/> 8. <input type="text"/> 9. <input type="text"/> 10. <input type="text"/> 11. <input type="text"/> 12. <input type="text"/> 13a. <input type="text"/> 13b. <input type="text"/> 13c. <input type="text"/>

Part-Year Residents and Nonresidents

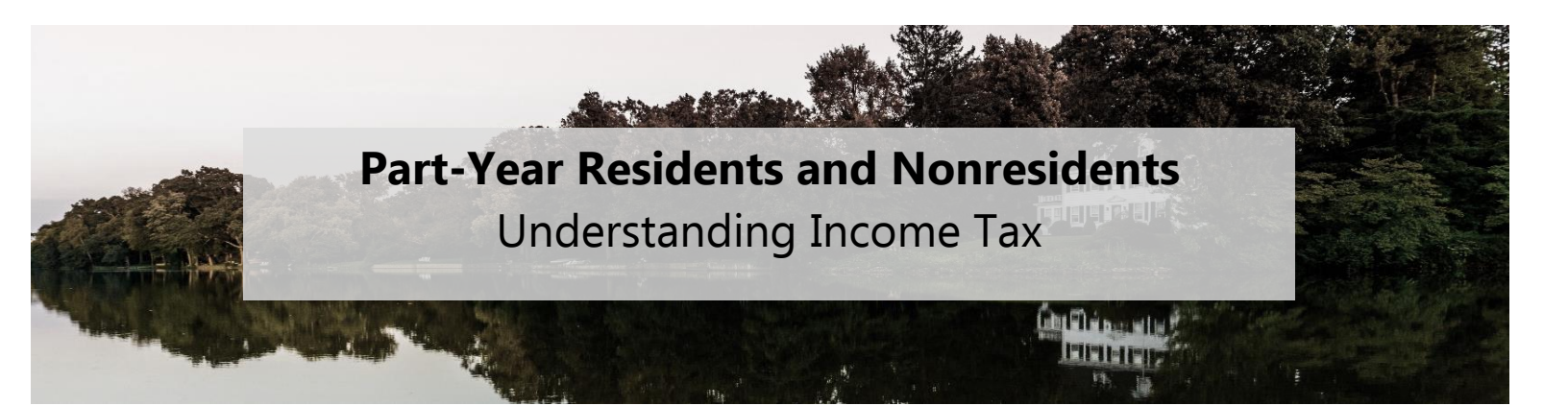
Understanding Income Tax

1. Residency Status.

- Complete the "State of Residency (outside NJ)" box below your Social Security number(s) at the top of the return. Indicate where you lived outside New Jersey while you were a nonresident. If you lived at more than one location, give the most recent.
- Show the beginning and ending dates of your *New Jersey residency* during the tax year.

When you file a part-year nonresident return, you are likely to be required to file a part-year resident return, too (see [page 5](#)). The part-year resident return covers the period of New Jersey residency shown above line 1, and the part-year nonresident return covers the portion of the year you were *not a resident of New Jersey*.

Driver's License # (Voluntary)	State	(Column A) Amount of Gross Income (Everywhere)	(Column B) Amount From New Jersey Sources
15. Wages, salaries, tips, and other employee compensation Check box if you completed lines 69 through 75 <input type="checkbox"/>		15.	15.
16. Interest.....		16.	16.
17. Dividends.....		17.	17.
18. Net profits from business (Schedule NJ-BUS-1, Part I, line 4).....		18.	18.
19. Net gains or income from disposition of property (From line 68).....		19.	19.
20. Net gains or income from rents, royalties, patents, and copyrights (Schedule NJ-BUS-1, Part II, line 4).....		20.	20.
21. Net gambling winnings (See Instructions).....		21.	21.
22. Taxable pensions, annuities, and IRA distributions/withdrawals.....		22.	22.
23. Distributive Share of Partnership Income (Schedule NJ-BUS-1, Part III, line 4).....		23.	23.
24. Net pro rata share of S Corporation Income (Schedule NJ-BUS-1, Part IV, line 4).....		24.	24.
25. Alimony and separate maintenance payments received.....		25.	25.
26. Other – State Nature and Source.....		26.	26.
27. Total Income (Add lines 15 through 26).....		27.	27.
28a. Pension/Retirement Exclusion (See Instructions).....		28a.	28a.
28b. Other Retirement Income Exclusion (See Worksheet and Instructions).....		28b.	28b.
28c. Total Exclusion Amount (Add line 28a and line 28b).....		28c.	28c.
29. Gross Income (Subtract line 28c from line 27).....		29.	29.



Part-Year Residents and Nonresidents Understanding Income Tax

- 2. Income.** Complete *both* Columns A and B, lines 15 to 27. *Include only income you received while a nonresident.* Report in Column A income from all sources (both inside and outside New Jersey) as if you were a resident; in Column B, show your income from New Jersey sources. Follow the nonresident return instructions for completing each line. For every entry in Column A, there should be an entry on the corresponding line in Column B. If none of the income in Column A is from New Jersey sources, enter “0” in Column B. In some circumstances, the amount in Column B can be more than the amount in Column A.

You do not need to report income on line 22, Column B since pension, annuity, and IRA income is not taxable for nonresidents.

No entry is needed on line 25, Column B, since alimony and separate maintenance payments received are not taxable for nonresidents.

Pennsylvania residents are not subject to Income Tax on wages they earn in New Jersey. Therefore, if you are a Pennsylvania resident, you must report **all** your wages in Column A, and enter “0” in Column B.

Pennsylvania residents are subject to New Jersey tax on other types of income from New Jersey sources.

3. Pension and Other Retirement Income Exclusion.

- a. *Pension Exclusion (line 28a).* Column A: If you were a New Jersey nonresident for only part of the year and had total income from all sources for the entire year of \$150,000 or less, you may qualify for a pension exclusion if you meet the other eligibility requirements. If your income for the entire year is \$0 through \$100,000, prorate the maximum exclusion amount from [this chart](#) based on the number of months you were a nonresident. Time spent as a nonresident for 15 days or more equals one full month. (See the description of how to [prorate](#) the pension exclusion amount on page 9).

Column B: Do not make an entry in Column B since pension, annuity, and IRA income is not taxable for nonresidents.

- b. *Other Retirement Income Exclusion (line 28b, Columns A and B).* If you (and/or your spouse, if filing jointly) were 62 or older on the last day of the year, you may qualify to exclude other income on line 28b. There are two parts to the total exclusion. Part I is the unclaimed portion of your prorated pension exclusion, and Part II is a special exclusion for taxpayers who cannot receive Social Security or Railroad Retirement benefits. *Do not* complete Worksheet D in the NJ-1040NR instructions to calculate the total exclusion amount you are eligible to claim. Instead, use Worksheet E in the NJ-1040NR instructions to calculate your total exclusion as follows:

- Part I. Total the earned income (wages, net profits from business, partnership income, and S corporation income) you received from all sources for the *entire* year.

Part-Year Residents and Nonresidents

Understanding Income Tax

If your earned income for the entire year was \$3,000 or less, and you did not use the entire prorated pension exclusion on line 28a, you may use the unclaimed pension exclusion on line 28b if your total income from all sources for the entire year – before subtracting a pension exclusion – was \$150,000 or less;

- Part II. If you cannot receive Social Security or Railroad Retirement benefits, but would have been eligible for benefits had you fully participated in either program, you also may be eligible for an additional exclusion, whether or not you used all of your prorated pension exclusion on line 28a.

When you and your spouse file a joint return, and only one of you is 62 or older, you can claim the full amount of the prorated exclusion. However, only the income of the one who is 62 or older can be excluded.

More Information. For information on calculating your partnership and S corporation income, see [Income From Partnerships](#) and [Income From S Corporations](#). For more information on pension, annuity, and IRA withdrawal income and the New Jersey income exclusions, see [Retirement Income](#).

30. Total Exemption Amount (See Instructions).....	30.			
31. Medical Expenses (See Worksheet and Instructions).....	31.			
32. Alimony and separate maintenance payments.....	32.			
33. Qualified Conservation Contribution.....	33.			
34. Health Enterprise Zone Deduction.....	34.			
35. Alternative Business Calculation Adjustment (Schedule NJ-BUS-2, line 11)...	35.			
36. Organ/Bone Marrow Donation Deduction (See instructions).....	36.			
37a. NJBEST Deduction.....	37a.			
37b. NJCLASS Deduction.....	37b.			
37c. NJ Higher Education Tuition Deduction.....	37c.			
38. Total Exemptions and Deductions (Add lines 30 through 37c).....	38.			
39. Taxable Income (Subtract line 38 from line 29, column A).....	39.			

4. Exemptions.

You must prorate the total exemption allowance amount (line 13) based on the number of months you were a New Jersey nonresident. For this calculation, 15 days or more equals a full month. Use the formula below, and then enter the prorated exemption amount on line 30.

Part-Year Residents and Nonresidents

Understanding Income Tax

PRORATING THE EXEMPTION ALLOWANCE:

$$\text{Line 13} \times \frac{\text{Months of NJ Nonresidence}}{12} = \text{Prorated Exemption Amount}$$

5. Deductions.

- a. *Medical Expenses (line 31)*. You can deduct certain medical expenses for which you were not reimbursed by insurance or any other plan, qualified Archer medical savings account (MSA) contributions, and health insurance costs of the self-employed. Complete Worksheet F in the [nonresident return instructions](#) to calculate your deduction for medical expenses. Include only those expenses that you incurred and paid while you were a nonresident.
- b. *Alimony and Separate Maintenance Payments (line 32)*. You can deduct alimony and separate maintenance payments paid while a nonresident. Child support payments **are not** deductible.
- c. *Qualified Conservation Contribution (line 33)*. You can deduct the amount of any qualified conservation contribution you made while a nonresident.
- d. *Health Enterprise Zone (line 34)*. If you provide primary care services in a qualified medical or dental practice you own, that is located in or within five miles of a designated Health Enterprise Zone (HEZ), you may be able to deduct a percentage of the net income from that practice. For information on the HEZ deduction, see [Health Enterprise Zones](#).
- e. *Alternative Business Calculation Adjustment (line 35)*. If you report net business loss(es) on [Schedule NJ-BUS-1](#), you may be eligible for an income adjustment based on the losses you incurred while a nonresident. Complete [Schedule NJ-BUS-2](#) to calculate the amount of your adjustment.
- f. *Organ/Bone Marrow Donation Deduction (line 36)*. If you donated an organ or bone marrow to another person for transplantation, you may be eligible to deduct up to \$10,000 of unreimbursed expenses for travel, lodging, and lost wages as a result of your donation. The deductions must be claimed in the year in which the expenses occurred, and you may be asked to provide [supporting documentation](#).
- g. *New Jersey College Affordability Deductions (line 37a-c)*. If your gross income was \$200,000 or less, you may be eligible to deduct certain educational expenses. You can deduct up to \$10,000 of contributions made during the year into an NJBEST account on line 37a; deduct up to \$2,500 of principal and interest paid during the year on an NJCLASS loan on line 37b; or if you, your spouse, or your dependent enroll in

Part-Year Residents and Nonresidents

Understanding Income Tax

or attend a New Jersey institution of higher education, you can deduct up to \$10,000 for tuition costs paid during the year on line 37c.

You cannot take deductions for adjustments listed on your federal return, such as employee business expenses or IRA and Keogh Plan contributions.

42. New Jersey Tax (Multiply amount from line 40 _____ x _____ % from line 41)

42.		
43.		

43. Sheltered Workshop Tax Credit (Enclose GIT-317. See Instructions).....

6. Sheltered Workshop Tax Credit (line 43). Enter the amount of your Sheltered Workshop Tax Credit from Part IV, line 12 of Form GIT-317. Allocate the total amount of the credit between your part-year resident and part-year nonresident returns if appropriate.

44. Gold Star Family Counseling Credit (See Instructions).....

44.		
-----	--	--

7. Gold Star Family Counseling Credit (line 44). Enter the amount of credit you can take if you are a mental health care professional who provided counseling through the Gold Star Family Counseling program. If you were a part-year nonresident, include only the hours of counseling provided through the program while you were a New Jersey nonresident.

45. Credit for Employer of Organ/Bone Marrow Donor (See instructions)

45.		
-----	--	--

8. Credit for Employer of Organ/Bone Marrow Donor (line 45). If you are an employer who provided paid time off to an employee who missed work to donate an organ or bone marrow for transplantation, you may be able to claim a credit. The paid time off must have been in addition to any other paid time off for which the employee was entitled. If you qualify, you can take a credit of 25% of the employee's salary for up to 30 days of time missed from work for each donation.

You may be asked to [provide documentation](#) indicating that you are eligible to claim the credit, such as employee pay statements and a letter from a physician.

Part-Year Residents and Nonresidents

Understanding Income Tax

50. Total New Jersey Income Tax Withheld (From enclosed Forms W-2 and 1099) (Part-year nonresidents see instructions)	50.			Also enter on line 51: <ul style="list-style-type: none"> • Payments made in connection with sale of NJ real property • Payments by S corporation for nonresident shareholder 		
51. New Jersey Estimated Tax Payments/Credit from 2022 return (Sellers of NJ real property see instructions)	51.					
52. Tax paid on your behalf by Partnership(s)	52.					
53. Excess NJ UI/WF/SWF Withheld (Enclose Form NJ-2450)	53.					
54. Excess NJ Disability Insurance Withheld (Enclose Form NJ-2450)	54.					
55. Excess NJ Family Leave Insurance Withheld (Enclose Form NJ-2450)	55.					
56. Pass-Through Business Alternative Income Tax Credit (See instructions)	56.					
57. Total Payments/Credits (Add lines 50 through 56)				57.		

9. Tax Withheld/Estimated Payments.

- a. *Line 50.* Enter the amount of New Jersey Income Tax withheld from wages you earned or other payments you received while you were a nonresident. If you sold real estate in New Jersey, **do not** include the 2% nonresident seller's tax payment on this line. If your employer reported your total earnings on one W-2, allocate the New Jersey Income Tax withheld between your part-year resident and part-year nonresident returns if you earned wages from New Jersey as a both resident and as a nonresident.

- b. *Line 51.* Enter the amount of estimated payments made to New Jersey while you were a nonresident. If you sold real estate in New Jersey, include the 2% nonresident seller's tax payment on this line. If you made estimated payments both as a resident and as a nonresident, enter on your part-year resident return the payment(s) made to meet the tax liability for your period of New Jersey residency. Enter on the part-year nonresident return the payment(s) made to satisfy your tax liability during the part of the year you were a nonresident. Also, enter any amounts paid to qualify for an extension of time to file.

10. Pass-Through Business Alternative Income Tax Credit (line 56). For more information on the Pass-Through Business Alternative Income Tax Credit, visit our [website](#).


Part-Year Residents and Nonresidents

Understanding Income Tax

Part II	Allocation of Wage and Salary Income Earned Partly Inside and Outside New Jersey	<p>See instructions if compensation depends entirely on volume of business transacted or if other basis of allocation is used.</p> <p>Note: Residents of states that impose a convenience of the employer test, see instructions before completing Part II.</p>		
69. Amount reported on line 15 in column A required to be allocated		69. <table border="1" style="display: inline-table; border-collapse: collapse;"><tr><td style="width: 50px; height: 20px;"></td><td style="width: 50px; height: 20px;"></td></tr></table>		
70. Total days in taxable year		70. <table border="1" style="display: inline-table; border-collapse: collapse;"><tr><td style="width: 50px; height: 20px;"></td><td style="width: 50px; height: 20px;"></td></tr></table>		
71. Deduct nonworking days (Sundays, Saturdays, holidays, sick leave, vacation, etc.)		71. <table border="1" style="display: inline-table; border-collapse: collapse;"><tr><td style="width: 50px; height: 20px;"></td><td style="width: 50px; height: 20px;"></td></tr></table>		
72. Total days worked in taxable year (subtract line 71 from line 70)		72. <table border="1" style="display: inline-table; border-collapse: collapse;"><tr><td style="width: 50px; height: 20px;"></td><td style="width: 50px; height: 20px;"></td></tr></table>		
73. Deduct days worked outside New Jersey.....		73. <table border="1" style="display: inline-table; border-collapse: collapse;"><tr><td style="width: 50px; height: 20px;"></td><td style="width: 50px; height: 20px;"></td></tr></table>		
74. Days worked in New Jersey (subtract line 73 from line 72).....		74. <table border="1" style="display: inline-table; border-collapse: collapse;"><tr><td style="width: 50px; height: 20px;"></td><td style="width: 50px; height: 20px;"></td></tr></table>		
75. Allocation Formula	$\frac{\text{(Line 74)}}{\text{(Line 72)}} \times \frac{\text{_____}}{\text{(Enter amount from line 69)}} = \frac{\text{_____}}{\text{(Salary earned inside N.J.)}}$	(Include this amount on line 15, col. B)		

11. Allocation of Wage and Salary Income Earned Partly Inside and Outside New Jersey. Complete this section only when you have wage/salary income earned partly inside and partly outside New Jersey, and you cannot readily determine the amount of wage/salary income from New Jersey. For purposes of completing this section, “total days” on line 70 means the number of days covered by your part-year return. Complete lines 69 to 75 accordingly.

Check the box at line 15 if you complete this section.



Part-Year Residents and Nonresidents

Understanding Income Tax


Sample Returns

Part-Year Resident/Part-Year Nonresident

- Arnav and Kashvi Patel are married and they file jointly. They have two dependents: their 1-year-old child and Arnav's 67-year-old mother;
- The family moved to New Jersey on April 1. They rented an apartment for \$1,800 a month;
- Arnav worked for the same New Jersey employer all year; wages for the year were \$97,000;
- Kashvi's wages for a part-time job in New Jersey from September to December were \$6,000;
- The couple received \$1,400 in interest on their joint accounts and \$480 in dividends for the year;
- On March 1, they sold 200 shares of jointly held stock in ABC Corp. for \$3,500. They purchased the stock in 2019 for \$2,800;
- They won \$75 in the New York Lottery on February 3 and \$62 in the New Jersey Lottery on July 29;
- New Jersey Income Tax withheld: \$1,983 for Arnav and \$104 for Kashvi;
- They made four estimated tax payments of \$50 each to New Jersey on April 15, June 15, September 15, and January 15 of the following year.

Part-Year Residents and Nonresidents

Understanding Income Tax

NJ-1040NR  **2023** **New Jersey Nonresident Income Tax Return** For Tax Year January 1, 2023 – December 31, 2023
Or Other Tax Year Beginning _____, 2023
Ending _____, 2024

5-N Check box if application for federal extension is attached or enter confirmation number _____

Check box if this is an amended return

FOR PRIVACY ACT NOTIFICATION SEE INSTRUCTIONS	Your Social Security Number 000 99 9985	Last Name, First Name, and Initial (Joint filers enter first name and initial of each. Enter spouse/CU partner last name only if different.) Patel Amav & Kashvi		NJ RESIDENCY STATUS If you were a New Jersey resident for ANY part of the tax year, give the period of New Jersey residency. From 04/01/2023 To 12/31/2023	
	Spouse's/CU Partner's Social Security Number 000 99 9917	Home Address (Number and Street, incl. apt. # or rural route) 123 Main St.		Change of address <input checked="" type="checkbox"/>	foreign address <input type="checkbox"/>
	State of Residency (outside NJ)	City, Town, Post Office Montclair	State NJ	ZIP Code 07043	
EXEMPTIONS	Filing Status (Check only ONE box)		6. Regular <input checked="" type="checkbox"/> Yourself <input type="checkbox"/> Spouse/CU Partner <input checked="" type="checkbox"/> Domestic CU Partner	6.	2
	1. <input type="checkbox"/> Single		7. Age 65 or over <input type="checkbox"/> Yourself <input type="checkbox"/> Spouse/CU Partner	7.	
	2. <input type="checkbox"/> Married/CU Couple, filing joint return		8. Blind or Disabled <input type="checkbox"/> Yourself <input type="checkbox"/> Spouse/CU Partner	8.	
	3. <input type="checkbox"/> Married/CU Partner, filing separate return		9. Veteran Exemption <input type="checkbox"/> Yourself <input type="checkbox"/> Spouse/CU Partner	9.	
	4. Name and SSN of Spouse/CU Partner		10. Number of your qualified dependent children	10.	1
	5. <input type="checkbox"/> Head of Household		11. Number of other dependents	11.	1
	5. <input type="checkbox"/> Qualifying Widow(er)/Surviving CU Partner		12. Dependents attending colleges (See Instructions)	12.	
			13. For line 13a – Add lines 6, 7, 8, and 12. For line 13b – Add lines 10 and 11. For line 13c – Enter amount from line 9.	13a.	2
				13b.	2
				13c.	

DEPENDENT INFORMATION	14. Dependent's Last Name, First Name, Middle Initial	Dependent's Social Security Number	Birth Year
	a. Patel, Kiran	000 / 82 / 4621	2022
	b. Patel, Lakshmi	000 / 77 / 5718	1956
	c. _____	_____ / _____ / _____	_____
d. _____	_____ / _____ / _____	_____	

GUBERNATORIAL ELECTIONS FUND	Do you want to designate \$1 of your taxes for this fund? If joint return, does your spouse/CU partner want to designate \$1?	Yes <input type="checkbox"/> No <input checked="" type="checkbox"/>	Note: If you check the "Yes" box(es), it will not increase your tax or reduce your refund.
	Yes <input type="checkbox"/> No <input checked="" type="checkbox"/>	Yes <input type="checkbox"/> No <input checked="" type="checkbox"/>	

Driver's License # (Voluntary)	State	(Column A) Amount of Gross Income (Everywhere)	(Column B) Amount From New Jersey Sources
15. wages, salaries, tips, and other employee compensation Check box if you completed lines 69 through 75 <input type="checkbox"/>		24,250	24,250
16. Interest		350	
17. Dividends		120	
18. Net profits from business (Schedule NJ-BUS-1, Part I, line 4)			
19. Net gains or income from disposition of property (From line 68)		700	
20. Net gains or income from rents, royalties, patents, and copyrights (Schedule NJ-BUS-1, Part II, line 4)			
21. Net gambling winnings (See Instructions)			
22. Taxable pensions, annuities, and IRA distributions/withdrawals			
23. Distributive Share of Partnership Income (Schedule NJ-BUS-1, Part III, line 4)			
24. Net pro rata share of S Corporation Income (Schedule NJ-BUS-1, Part IV, line 4)			
25. Alimony and separate maintenance payments received			
26. Other – State Nature and Source			
27. Total Income (Add lines 15 through 26)		25,420	24,250

Part-Year Residents and Nonresidents

Understanding Income Tax

NJ-1040NR (2023) Page 2

Name(s) as shown on Form NJ-1040NR Patel Amav & Kashvi		Your Social Security Number 000 99 9985	
28a. Pension/Retirement Exclusion (See Instructions)	28a.		
28b. Other Retirement Income Exclusion (See Worksheet and Instructions)	28b.		
28c. Total Exclusion Amount (Add line 28a and line 28b)	28c.		
29. Gross Income (Subtract line 28c from line 27)	29.	25,420	24,250
30. Total Exemption Amount (See Instructions)	30.	1,250	
31. Medical Expenses (See Worksheet and Instructions)	31.		
32. Alimony and separate maintenance payments	32.		
33. Qualified Conservation Contribution	33.		
34. Health Enterprise Zone Deduction	34.		
35. Alternative Business Calculation Adjustment (Schedule NJ-BUS-2, line 11)	35.		
36. Organ/Bone Marrow Donation Deduction (See Instructions)	36.		
37a. NJBEST Deduction	37a.		
37b. NJCLASS Deduction	37b.		
37c. NJ Higher Education Tuition Deduction	37c.		
38. Total Exemptions and Deductions (Add lines 30 through 37c)	38.	1,250	
39. Taxable Income (Subtract line 38 from line 29, column A)	39.	24,170	
40. Tax on amount on line 39 (From Tax Table)	40.	353	
41. Income Percentage $\frac{\text{B. (line 29)}}{\text{A. (line 29)}} = 95\%$			
42. New Jersey Tax (Multiply amount from line 40 $353.00 \times 95.40\%$ from line 41)	42.		337
43. Sheltered Workshop Tax Credit (Enclose GIT-317. See Instructions)	43.		
44. Gold Star Family Counseling Credit (See Instructions)	44.		
45. Credit for Employer of Organ/Bone Marrow Donor (See Instructions)	45.		
46. Total Credits (Add lines 43, 44, and 45)	46.		
47. Balance of Tax After Credits (Subtract line 46 from line 42)	47.		337
48. Interest on Underpayment of Estimated Tax. Check box <input type="checkbox"/> if Form NJ-2210NR is enclosed	48.		
49. Total Tax Due (Add line 47 and line 48)	49.		337
50. Total New Jersey Income Tax Withheld (From enclosed Forms W-2 and 1099) (Part-year nonresidents see Instructions)	50.	496	
51. New Jersey Estimated Tax Payments/Credit from 2022 return (Sellers of NJ real property see Instructions)	51.	50	
52. Tax paid on your behalf by Partnership(s)	52.		
53. Excess NJ UI/WF/SWF Withheld (Enclose Form NJ-2450)	53.		
54. Excess NJ Disability Insurance Withheld (Enclose Form NJ-2450)	54.	0 00	
55. Excess NJ Family Leave Insurance Withheld (Enclose Form NJ-2450)	55.		
56. Pass-Through Business Alternative Income Tax Credit (See Instructions)	56.		

Also enter on line 61:

- Payments made in connection with sale of NJ real property
- Payments by S corporation for nonresident shareholder

Part-Year Residents and Nonresidents

Understanding Income Tax

NJ-1040NR (2023) Page 3	
Name(s) as shown on Form NJ-1040NR Patel Amav & Kashvi	Your Social Security Number 000 99 9985
57. Total Payments/Credits (Add lines 50 through 56)	57. 546
58. If line 57 is less than line 49, you have tax due. Subtract line 57 from line 49 and enter the amount you owe	58.
If you owe tax, you can still make a donation on lines 61A through 61F.	
59. If line 57 is more than line 49, you have an overpayment. Subtract line 49 from line 57 and enter the overpayment	59. 209
60. Amount from line 59 you want to credit to your 2024 tax	60.
61. Amount you want to credit to:	NOTE: An entry on lines 60 through 61F will reduce your tax refund
(A) N.J. Endangered Wildlife Fund <input type="checkbox"/> \$10 <input type="checkbox"/> \$20, <input type="checkbox"/> Other	61A.
(B) N.J. Children's Trust Fund <input type="checkbox"/> \$10 <input type="checkbox"/> \$20, <input type="checkbox"/> Other	61B.
(C) N.J. Vietnam Veterans' Memorial Fund <input type="checkbox"/> \$10 <input type="checkbox"/> \$20, <input type="checkbox"/> Other	61C.
(D) N.J. Breast Cancer Research Fund <input type="checkbox"/> \$10 <input type="checkbox"/> \$20, <input type="checkbox"/> Other	61D.
(E) U.S.S. N.J. Educational Museum Fund <input type="checkbox"/> \$10 <input type="checkbox"/> \$20, <input type="checkbox"/> Other	61E.
(F) Designated Contribution <input type="checkbox"/> <input type="checkbox"/> <input type="checkbox"/> <input type="checkbox"/> <input type="checkbox"/> <input type="checkbox"/> <input type="checkbox"/> \$10 <input type="checkbox"/> \$20, <input type="checkbox"/> Other	61F.
62. Total Adjustments to Tax Due/Overpayment (Add lines 60 through 61F)	62.
63. Balance due (If line 58 is more than zero, add line 58 and line 62)	63.
64. Refund amount (If line 59 is more than zero, subtract line 62 from line 59)	64. 209
SIGN HERE	Under penalties of perjury, I declare that I have examined this return, including accompanying schedules and statements, and to the best of my knowledge and belief, it is true, correct, and complete. If prepared by a person other than taxpayer, this declaration is based on all information of which the preparer has any knowledge.
	Your Signature _____ Date _____ Spouse's/CU Partner's Signature (if filing jointly, BOTH must sign) _____ If enclosing copy of death certificate for deceased taxpayer, check box (See instructions) <input type="checkbox"/>
	I authorize the Division of Taxation to discuss my return and enclosures with my preparer (below) <input type="checkbox"/>
	Paid Preparer's Signature _____ Federal Identification Number _____ Firm's Name _____ Firm's Federal Employer Identification Number _____
Pay amount on line 63 in full. Write Social Security number(s) on check or money order and make payable to: State of New Jersey - TGI Division of Taxation Revenue Processing Center PO Box 244 Trenton, NJ 08646-0244 You can also make a payment on our website: nj.gov/taxation	

Part-Year Residents and Nonresidents

Understanding Income Tax

Part I	Net Gains or Income From Disposition of Property	List the net gains or income, less net loss, derived from the sale, exchange, or other disposition of property including real or personal whether tangible or intangible as reported on federal Schedule D.					
(a) Kind of property and description	(b) Date acquired (Mo., day, yr.)	(c) Date sold (Mo., day, yr.)	(d) Gross sales price	(e) Cost or other basis as adjusted (see instructions) and expense of sale	(f) Gain or (loss) (d less e)		
65. 200 shares ABC Corp.	2/15/2019	3/1/2023	3,500	2,800	700		
66. Capital Gains Distribution.....					66.		
67. Other Net Gains.....					67.		
68. Net Gains (Add lines 65, 66, and 67) (Enter here and on line 19) (If loss, enter zero)					68.	700	
Part II	Allocation of Wage and Salary Income Earned Partly Inside and Outside New Jersey	See instructions if compensation depends entirely on volume of business transacted or if other basis of allocation is used. Note: Residents of states that impose a convenience of the employer test, see instructions before completing Part II.					
69. Amount reported on line 15 in column A required to be allocated	69.						
70. Total days in taxable year	70.						
71. Deduct nonworking days (Sundays, Saturdays, holidays, sick leave, vacation, etc.)	71.						
72. Total days worked in taxable year (subtract line 71 from line 70)	72.						
73. Deduct days worked outside New Jersey.....	73.						
74. Days worked in New Jersey (subtract line 73 from line 72).....	74.						
75. Allocation Formula	(Line 74)	x	(Line 69)	=	(Salary earned inside N.J.)	(Include this amount on line 15, col. B)	
	(Line 72)		(Enter amount from line 69)				
Part III	Allocation of Business Income to New Jersey	(See instructions if other than Formula Basis of allocation is used.)					
Business Allocation Percentage (From Schedule NJ-NR-A)							
Enter below the line number and amount of each item of business income reported in column A that is required to be allocated and multiply by allocation percentage to determine amount of income from New Jersey sources.							
From Line No. _____	\$ _____	x _____	%	= \$ _____			
From Line No. _____	\$ _____	x _____	%	= \$ _____			
From Line No. _____	\$ _____	x _____	%	= \$ _____			

Part-Year Residents and Nonresidents

Understanding Income Tax



2023 NJ-1040
New Jersey Resident
Income Tax Return

Affix preprinted label below ONLY if the information is correct.

For Privacy Act Notification, See Instructions	Your Social Security Number (required) <input type="text" value="0"/> <input type="text" value="0"/> <input type="text" value="0"/> <input type="text" value="9"/> <input type="text" value="9"/> <input type="text" value="9"/> <input type="text" value="9"/> <input type="text" value="8"/> <input type="text" value="5"/>	Last Name, First Name, Initial (Joint Filers enter first name and middle initial of each. Enter spouse's/CU partner's last name ONLY if different.) Patel, Aarnav & Kashvi		
	Spouse's/CU Partner's SSN (if filing jointly) <input type="text" value="0"/> <input type="text" value="0"/> <input type="text" value="0"/> <input type="text" value="9"/> <input type="text" value="9"/> <input type="text" value="9"/> <input type="text" value="9"/> <input type="text" value="1"/> <input type="text" value="7"/>	Home Address (Number and Street, including apartment number) 123 Main St		
	County/Municipality Code (See Table page 52) <input type="text" value="0"/> <input type="text" value="7"/> <input type="text" value="1"/> <input type="text" value="3"/>	City, Town, Post Office Montclair	State NJ	ZIP Code 07043

Fill in if federal extension filed. Fill in if the address above is a foreign address. Fill in if your address has changed.

Part-year residents, provide months/days you were a New Jersey resident during 2023:
From: / 2 3 To: / 2 3

Fiscal year filers only:
Enter month of your year end 2024

Filing Status

Fill in only one.

- Single
- Married/CU Couple, filing joint return
- Married/CU Partner, filing separate return
- Head of Household
- Qualifying Widow(er)/Surviving CU Partner
Indicate the year of your spouse's/CU partner's death: 2021 or 2022

Enter spouse's/CU partner's SSN

Exemptions

Fill in the ovals that apply. You must enter a total in the boxes to the right and complete the calculation.

6. Regular.....	<input checked="" type="radio"/> Self	<input checked="" type="checkbox"/> Spouse/ CU Partner	<input type="checkbox"/> Domestic Partner	<input type="text" value=""/>	x \$1,000 =	<u>2000.</u>
7. Senior 65+ (Born in 1958 or earlier).....	<input type="checkbox"/> Self	<input type="checkbox"/> Spouse/CU Partner		<input type="text" value=""/>	x \$1,000 =	<u> </u>
8. Blind/Disabled.....	<input type="checkbox"/> Self	<input type="checkbox"/> Spouse/CU Partner		<input type="text" value=""/>	x \$1,000 =	<u> </u>
9. Veteran.....	<input type="checkbox"/> Self	<input type="checkbox"/> Spouse/CU Partner		<input type="text" value=""/>	x \$6,000 =	<u> </u>
10. Qualified Dependent Children.....				<input type="text" value="1"/>	x \$1,500 =	<u>1500</u>
11. Other Dependents.....				<input type="text" value="1"/>	x \$1,500 =	<u>1500</u>
12. Dependents Attending Colleges (See instructions).....				<input type="text" value=""/>	x \$1,000 =	<u> </u>
13. Total Exemption Amount (Add totals from the lines at 6 through 12).....13.				<input type="text" value="5"/>		<u>5000</u>

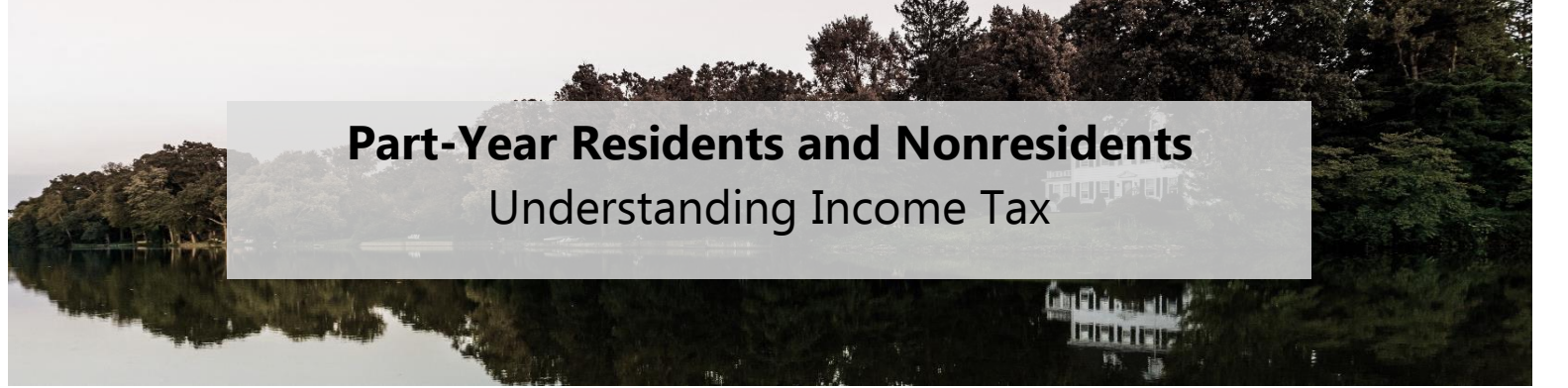
14. Dependent Information. Provide the following information for each dependent.

Last Name, First Name, Middle Initial	Social Security Number	Birth Year	No Health Insurance
Patel, Kiran	<input type="text" value="0"/> <input type="text" value="0"/> <input type="text" value="0"/> <input type="text" value="8"/> <input type="text" value="2"/> <input type="text" value="4"/> <input type="text" value="6"/> <input type="text" value="2"/> <input type="text" value="1"/>	<input type="text" value="2"/> <input type="text" value="0"/> <input type="text" value="2"/> <input type="text" value="2"/>	<input type="checkbox"/>
Patel, Lakshmi	<input type="text" value="0"/> <input type="text" value="0"/> <input type="text" value="0"/> <input type="text" value="7"/> <input type="text" value="7"/> <input type="text" value="5"/> <input type="text" value="7"/> <input type="text" value="1"/> <input type="text" value="8"/>	<input type="text" value="1"/> <input type="text" value="9"/> <input type="text" value="5"/> <input type="text" value="6"/>	<input type="checkbox"/>
			<input type="checkbox"/>
			<input type="checkbox"/>

Division use

Part-Year Residents and Nonresidents

Understanding Income Tax



		040HP02230		Your Social Security Number 000-99-9985						
Page 2		Name(s) as shown on Form NJ-1040 Patel Amav & Kashvi								
15. Wages, salaries, tips, and other employee compensation (State wages from Box 16 of enclosed W-2(s)) (See instructions)	15.			7	8	7	5	0	0	0
16a. Taxable interest income (Enclose federal Schedule B if over \$1,500) (See instructions)	16a.				1	0	5	0	0	0
16b. Tax-exempt interest income (Enclose schedule) (See instructions) Do not include on line 16a.....	16b.									
17. Dividends.....	17.					3	6	0	0	0
18. Net profits from business (Schedule NJ-BUS-1, Part I, line 4) (Enclose federal Schedule C).....	18.									
19. Net gains or income from disposition of property (Schedule NJ-DOP, line 4).....	19.									
20a. Taxable pension, annuity, and IRA distributions/withdrawals (See instructions).....	20a.									
20b. Excludable pension, annuity, and IRA distributions/withdrawals (See instr) 20b.	20b.									
21. Distributive Share of Partnership Income (Schedule NJ-BUS-1, Part II, line 4) (Enclose Schedule NJ-K-1 or federal Schedule K-1)	21.									
22. Net pro rata share of S Corporation Income (Schedule NJ-BUS-1, Part III, line 4) (Enclose Schedule NJ-K-1 or federal Schedule K-1)	22.									
23. Net gains or income from rents, royalties, patents, and copyrights (Schedule NJ-BUS-1, Part IV, line 4)	23.									
24. Net gambling winnings (See instructions)	24.									
25. Alimony and separate maintenance payments received.....	25.									
26. Other (Enclose documents) (See instructions).....	26.									
27. Total Income (Add lines 15, 16a, 17 through 20a, and 21 through 26)	27.				8	0	1	6	0	0
28a. Pension/Retirement Exclusion (See instructions)	28a.									
28b. Other Retirement Income Exclusion (See Worksheet D and instructions pages 20-21)	28b.									
28c. Total Exclusion Amount (Add lines 28a and 28b)	28c.									
29. New Jersey Gross Income (Subtract line 28c from line 27) (See instructions)	29.				8	0	1	6	0	0
30. Exemption Amount (Enter amount from line 13. Part-year residents see instr.)	30.				3	7	5	0	0	0
31. Medical Expenses (See Worksheet F and instructions).....	31.									
32. Alimony and separate maintenance payments (See instructions)	32.									
33. Qualified Conservation Contribution.....	33.									
34. Health Enterprise Zone Deduction	34.									
35. Alternative Business Calculation Adjustment (Schedule NJ-BUS-2, line 11)	35.									
36. Organ/Bone Marrow Donation Deduction (See instructions)	36.									
37a. NJBEST Deduction										
b. NJCLASS Deduction										
c. NJ Higher Ed. Tuition Ded.										
38. Total Exemptions and Deductions (Add lines 30 through 37c).....	38.				3	7	5	0	0	0
39. Taxable Income (Subtract line 38 from line 29).....	39.				7	6	4	1	0	0
40a. Total Property Taxes (18% of Rent) Paid (See instructions page 25)	40a.				2	9	1	6	0	0
40b. Indicate your residency status during 2023 (fill in only one oval).....		<input type="checkbox"/> Homeowner	<input checked="" type="checkbox"/> Tenant	<input type="checkbox"/> Both						
41. Property Tax Deduction (From Worksheet H) (See instructions).....	41.				2	9	1	6	0	0

Part-Year Residents and Nonresidents

Understanding Income Tax



Your Social Security Number
000-99-9985

Page 3

Name(s) as shown on Form NJ-1040
Patel Amav & Kashvi

42. New Jersey Taxable Income (Subtract line 41 from line 39).....	42.					7	3	4	9	4	0	0
43. Tax on amount on line 42 (Tax Table page 54).....	43.					1	4	1	7	0	0	0
44. Credit For Income Taxes Paid to Other Jurisdictions (Enclose Schedule NJ-COJ) (See instructions)	44.	Enter Code										
45. Balance of Tax (Subtract line 44 from line 43).....	45.					1	4	1	7	0	0	0
46. Sheltered Workshop Tax Credit.....	46.											
47. Gold Star Family Counseling Credit (See instructions).....	47.											
48. Credit for Employer of Organ/Bone Marrow Donor (See instructions).....	48.											
49. Total Credits (Add lines 46 through 48).....	49.											
50. Balance of Tax After Credits (Subtract line 49 from line 45) If zero or less, make no entry.....	50.					1	4	1	7	0	0	0
51. Use Tax Due on Internet, Mail-Order, or Other Out-of-State Purchases (See instructions) If no Use Tax, enter 0.00	51.									0	0	0
52. Interest on Underpayment of Estimated Tax Fill in <input type="checkbox"/> if Form NJ-2210 is enclosed	52.											
53a. Fill in oval if anyone in your tax household does not currently have health insurance. (Enclose NJ-EZ Enroll form)(See instructions)		<input type="checkbox"/>										
53b. If you indicated at line 53a that someone in your tax household does not have health insurance, fill in oval to allow Get Covered New Jersey to help you obtain coverage		<input type="checkbox"/>										
53c. Shared Responsibility Payment (See instructions).....	53c.											
REQUIRED Enclose Schedule NJ-HCC and fill in <input checked="" type="checkbox"/>												
54. Total Tax Due (Add lines 50 through 53c)	54.					1	4	1	7	0	0	0
55. Total NJ Income Tax Withheld (Enclose Forms W-2 and 1099)(Part-year residents, see instr.)	55.					1	5	9	1	0	0	0
56. Property Tax Credit (See instructions page 25).....	56.											
57. New Jersey Estimated Tax Payments/Credit from 2022 tax return	57.					1	5	0	0	0	0	0
58. New Jersey Earned Income Tax Credit (See instructions)..... Fill in <input type="checkbox"/> if you had the IRS calculate your federal earned income credit Fill in <input type="checkbox"/> if you are a CU couple claiming the NJ Earned Income Tax Credit	58.											
59. Excess New Jersey UI/WF/SWF Withheld (Enclose Form NJ-2450) (See instructions).....	59.											
60. Excess New Jersey Disability Insurance Withheld (Enclose Form NJ-2450) (See instructions).....	60.							0	0	0		
61. Excess New Jersey Family Leave Insurance Withheld (Enclose Form NJ-2450) (See instructions).....	61.											
62. Wounded Warrior Caregivers Credit (See instructions).....	62.											
63. Pass-Through Business Alternative Income Tax Credit (See instructions).....	63.											
64. Child and Dependent Care Credit (See instructions)..... Fill in <input type="checkbox"/> if you are a CU couple claiming the Child and Dependent Care Credit	64.											
65. New Jersey Child Tax Credit (See instructions)..... # of dependents age 5 or younger on 12/31/23 <input type="checkbox"/>	65.											
66. Total Withholdings, Credits, and Payments (Add lines 55 through 65).....	66.					1	7	4	1	0	0	0
67. If line 66 is less than line 54, you have tax due. Subtract line 66 from line 54 and enter the amount you owe	67.											
If you owe tax, you can still make a donation on lines 70 through 77.												

Part-Year Residents and Nonresidents

Understanding Income Tax

Worksheet H - Property Tax Deduction/Credit

Review the eligibility requirements on page 25 before completing Worksheet H. Part-year residents, see page 30.

Complete both columns of this worksheet to find out whether the deduction or the credit is better for you.

1. **Property Taxes.** Enter the property taxes from line 40a, Form NJ-1040.
Senior Freeze (Property Tax Reimbursement) applicants must use their base year amount. 1. 2,916
(See instructions on page 30.)

2. **Property Tax Deduction.** Is the amount on line 1 of this worksheet \$15,000 or more (\$7,500 or more if you and your spouse file separate returns but maintained the same main home)?
 Yes. Enter \$15,000 (\$7,500 if you and your spouse file separate returns but maintained the same main home).
 No. Enter the amount from line 1. 2. 2,916

STOP — if you are claiming a credit for taxes paid to other jurisdictions.
Complete only lines 1 and 2. Then complete Schedule NJ-COJ and Worksheet I.
(See instructions on page 31.)

3. Taxable Income (From line 39 of Form NJ-1040)
4. Property Tax Deduction (From line 2 above).....
5. New Jersey Taxable Income (Subtract line 4 from line 3)
6. Tax on line 5 amount (From Tax Table or Tax Rate Schedules).....
7. Subtract line 6, column A from line 6, column B

Column A		Column B	
3.	76,410	3.	76,410
4.	2,916	4.	- 0 -
5.	73,494	5.	76,410
6.	1,417	6.	1,520
7.		7.	103

8. **Is the line 7 amount \$50 or more** (\$25 if you and your spouse file separate returns but maintained the same main home?) **Part-year residents**, see page 30 before answering "No."

Yes. The Property Tax Deduction is more beneficial for you. Make the following entries on your return.

<i>Form NJ-1040</i>	<i>Enter amount from:</i>
Line 41	Line 4, column A
Line 42	Line 5, column A
Line 43	Line 6, column A
Line 56	Make no entry

No. The Property Tax Credit is more beneficial for you. Make the following entries on your return.

<i>Form NJ-1040</i>	<i>Enter amount from:</i>
Line 41	Make no entry
Line 42	Line 5, column B
Line 43	Line 6, column B
Line 56	\$50 (\$25 if you and your spouse file separate returns but maintained the same main home). Part-year residents must prorate this amount. (See instructions on page 30.)

(Keep for your records)

Part-Year Residents and Nonresidents

Understanding Income Tax

Connect With Us.

[Email](#) your State tax questions;

[Visit](#) a Regional Information Center;

[Call](#) (609) 292-6400;

[Subscribe](#) to our NJ Tax Alert E-News;

Follow us on:



The forms and amounts referred to in this Bulletin are those for Tax Year 2023. This document is designed to provide guidance to taxpayers and is accurate as of the date issued.

Any reference in this publication to a spouse also refers to a spouse who entered into a valid same-sex marriage in another state or foreign nation and a partner in a [civil union \(CU\)](#) recognized under New Jersey law.